

mPLM-Sim: Better Cross-Lingual Similarity and Transfer in Multilingual Pretrained Language Models

Peiqin Lin^{*1,2}, Chengzhi Hu^{*3}, Zheyu Zhang¹, André F. T. Martins^{4,5,6}, Hinrich Schütze^{1,2}

¹Center for Information and Language Processing, LMU Munich

²Munich Center for Machine Learning ³Institute of Informatics, LMU Munich

⁴Instituto Superior Técnico, Universidade de Lisboa (Lisbon ELLIS Unit)

⁵Instituto de Telecomunicações ⁶Unbabel

linpq@cis.lmu.de, {Chengzhi.Hu, Zheyu.Zhang}@campus.lmu.de

Abstract

Recent multilingual pretrained language models (mPLMs) have been shown to encode strong language-specific signals, which are not explicitly provided during pretraining. It remains an open question whether it is feasible to employ mPLMs to measure language similarity, and subsequently use the similarity results to select source languages for boosting cross-lingual transfer. To investigate this, we propose mPLM-Sim, a language similarity measure that induces the similarities across languages from mPLMs using multi-parallel corpora. Our study shows that mPLM-Sim exhibits moderately high correlations with linguistic similarity measures, such as lexicostatistics, genealogical language family, and geographical sprachbund. We also conduct a case study on languages with low correlation and observe that mPLM-Sim yields more accurate similarity results. Additionally, we find that similarity results vary across different mPLMs and different layers within an mPLM. We further investigate whether mPLM-Sim is effective for zero-shot cross-lingual transfer by conducting experiments on both low-level syntactic tasks and high-level semantic tasks. The experimental results demonstrate that mPLM-Sim is capable of selecting better source languages than linguistic measures, resulting in a 1%-2% improvement in zero-shot cross-lingual transfer performance.¹

1 Introduction

Recent multilingual pretrained language models (mPLMs) trained with massive data, e.g., mBERT (Devlin et al., 2019), XLM-R (Conneau et al., 2020) and BLOOM (Scao et al., 2022), have become a standard for multilingual representation learning. Follow-up works (Wu and Dredze, 2019; Libovický et al., 2020; Liang et al., 2021; Chang et al., 2022)

show that these mPLMs encode strong language-specific signals which are not explicitly provided during pretraining. However, the possibility of using mPLMs to measure language similarity and utilizing the similarity results to pick source languages for enhancing cross-lingual transfer is not yet thoroughly investigated.

To investigate language similarity in mPLMs, we propose mPLM-Sim, a measure that leverages mPLMs and multi-parallel corpora to measure similarity between languages. Using mPLM-Sim, we intend to answer the following research questions.

(Q1) *What is the correlation between mPLM-Sim and linguistic similarity?*

We compute Pearson correlation between similarity results of mPLM-Sim and linguistic similarity measures. The results show that mPLM-Sim has a moderately high correlation with some linguistic measures, such as lexical-based and language-family-based measures. Additional case studies on languages with low correlation demonstrate that mPLMs can acquire the similarity patterns among languages through pretraining on massive data.

(Q2) *Do different layers of an mPLM produce different similarity results?*

Jawahar et al. (2019); Sabet et al. (2020); Choenni and Shutova (2022) have demonstrated that different linguistic information is encoded across different layers of an mPLM. We analyze the performance of mPLM-Sim across layers and show that mPLM-Sim results vary across layers, aligning with previous findings. Specifically, the embedding layer captures lexical information, whereas the middle layers reveal more intricate similarity patterns encompassing general, geographical, and syntactic aspects. However, in the high layers, the ability to distinguish between languages becomes less prominent. Furthermore, we observe that clustering of languages also varies by layer, shedding new light on how the representation of language-specific information changes throughout layers.

^{*}Equal contribution.

¹Our code is open-sourced at <https://github.com/cisnlp/mPLM-Sim>.

(Q3) *Do different mPLMs produce different similarity results?*

We make a comprehensive comparison among a diverse set of 11 mPLMs in terms of architecture, modality, model size, and tokenizer. The experimental results show that input modality (text or speech), model size, and data used for pretraining have large effects on mPLM-Sim while tokenizers and training objectives have little effect.

(Q4) *Can mPLM-Sim choose better source languages for zero-shot cross-lingual transfer?*

Previous works (Lin et al., 2019; Pires et al., 2019; Lauscher et al., 2020; Nie et al., 2022; Wang et al., 2023; Imai et al., 2023) have shown that the performance of cross-lingual transfer positively correlates with linguistic similarity. However, we find that there can be a mismatch between mPLM subspaces and linguistic clusters, which may lead to a failure of zero-shot cross-lingual transfer for low-resource languages. Intuitively, mPLM-Sim can select the source languages that boost cross-lingual transfer better than linguistic similarity since it captures the subspaces learned during pretraining (and which are the basis for successful transfer). To examine this, we conduct experiments on four datasets that require reasoning about different levels of syntax and semantics for a diverse set of low-resource languages. The results show that mPLM-Sim achieves 1%-2% improvement over linguistic similarity measures for cross-lingual transfer.

2 Setup

2.1 mPLM-Sim

Generally, a transformer-based mPLM consists of N layers: $N - 1$ transformer layers plus the static embedding layer. Given a multi-parallel corpus², mPLM-Sim aims to provide the similarity results of N layers for an mPLM across L languages considered. In this context, we define languages using the ISO 639-3 code combined with the script, e.g., “eng_Latn” represents English written in Latin.

For each sentence x in the multi-parallel corpus, the mPLM computes its sentence embedding for the i th layer of the mPLM: $h_i = E(x)$. For mPLMs with bidirectional encoders, including encoder architecture, e.g., XLM-R, and encoder-decoder architecture, e.g., mT5, $E(\cdot)$ is a mean

²Monolingual corpora covering multiple languages can be also used to measure language similarity. Our initial experiments (§B.1) show that parallel corpora yield better results while using fewer sentences than monolingual corpora. Therefore, we use parallel corpora for our investigation.

pooling operation over hidden states, which performs better than [CLS] and MAX strategies (Reimers and Gurevych, 2019). For mPLMs with auto-regressive encoders, e.g., mGPT, $E(\cdot)$ is a position-weighted mean pooling method, which gives later tokens a higher weight (Muennighoff, 2022). Finally, sentence embeddings for all sentences of the L languages are obtained.

For i th layer, the similarity of each language pair is computed using the sentence embeddings of all multi-parallel sentences. Specifically, we get the cosine similarity of each parallel sentence of the language pair, and then average all similarity scores across sentences as the final score of the pair. Finally, we have a similarity matrix $S_i \in \mathbb{R}^{L \times L}$ across L languages for the i th layer of the mPLM.

2.2 mPLMs, Corpora and Languages

We consider a varied set of 11 mPLMs for our investigation, differing in model size, number of covered languages, architecture, modality, and data used for pretraining. Full list and detailed information of the selected mPLMs are shown in Tab. 1.

We work with three multi-parallel corpora: the text corpora Flores (Costa-jussà et al., 2022) and Parallel Bible Corpus (PBC, (Mayer and Cysouw, 2014)) and the speech corpus Fleurs (Conneau et al., 2022). Flores covers more than 200 languages. Since both PBC and Fleurs are not fully multi-parallel, we reconstruct them to make them multi-parallel. After reconstruction, PBC covers 379 languages, while Fleurs covers 67 languages. PBC consists of religious text, and both Flores and Fleurs are from web articles. The speech of Fleurs is aligned to the text of Flores, enabling us to compare text mPLMs with speech mPLMs. We use 500 multi-parallel sentences from each corpus. Languages covered by mPLMs and corpora are listed in §A.

2.3 Evaluation

Pearson Correlation We compute Pearson correlation scores to measure how much mPLM-Sim correlates with seven linguistic similarity measures: LEX, GEN, GEO, SYN, INV, PHO and FEA. LEX is computed based on the edit distance of the two corpora. The six others are provided by lang2vec. GEN is based on language family. GEO is orthodromic distance, i.e., the shortest distance between two points on the surface of the earth. SYN is derived from the syntactic structures of the languages. Both INV and PHO are phonological features. INV

Model	Size	Lang	Layer	Tokenizer	Arch.	Objective	Modality	Data
mBERT (Devlin et al., 2019)	172M	104	13	Subword	Enc	MLM, NSP	Text	Wikipedia
XLNet (Conneau et al., 2020)	270M	100	13	Subword	Enc	MLM	Text	CC
XLNet-Large (Conneau et al., 2020)	559M	100	25	Subword	Enc	MLM	Text	CC
Glots500 (Imani et al., 2023)	395M	515	13	Subword	Enc	MLM	Text	Glots500-c
mGPT (Shliazhko et al., 2022)	1.3B	60	25	Subword	Dec	CLM	Text	Wikipedia+mC4
mT5-Base (Xue et al., 2021)	580M	101	13	Subword	Enc-Dec	MLM	Text	mC4
CANINE-S (Clark et al., 2022)	127M	104	17	Char	Enc	MLM, NSP	Text	Wikipedia
CANINE-C (Clark et al., 2022)	127M	104	17	Char	Enc	MLM, NSP	Text	Wikipedia
XLNet-Align (Chi et al., 2021b)	270M	94	13	Subword	Enc	MLM, TLM, DWA	Text	Wikipedia+CC
NLLB-200 (Costa-jussà et al., 2022)	1.3B	204	25	Subword	Enc-Dec	MT	Text	NLLB
XLNet-R-300M (Babu et al., 2021)	300M	128	25	-	Enc	MSP	Speech	CommonVoice

Table 1: 11 mPLMs considered in the paper. |Layer| denotes the number of layers used for measuring similarity. Both the static embedding layer and all layers of the transformer are considered. For encoder-decoder architectures, we only consider the encoder. |Lang|: the number of languages covered. Arch.: Architecture. Enc: Encoder. Dec: Decoder. MLM: Masked Language Modeling. CLM: Causal Language Modeling. TLM: Translation Language Modeling. NSP: Next Sentence Prediction. DWA: Denoising Word Alignment. MT: Machine Translation. MSP: Masked Speech Prediction. CC: CommonCrawl.

Task	Corpus	Train	Dev	Test	Lang	Metric	Domain
Sequence Labeling	NER (Pan et al., 2017)	5,000	500	100-10,000	108	F1	Wikipedia
	POS (de Marneffe et al., 2021)	5,000	500	100-22,358	60	F1	Misc
Text Classification	MASSIVE (FitzGerald et al., 2022)	11,514	2,033	2,974	44	Acc	Misc
	Taxi1500 (Ma et al., 2023)	860	106	111	130	F1	Bible

Table 2: Evaluation dataset statistics. |Train|/|Dev|: train/dev set size (source language). |Test|: test set size (target language). |Lang|: number of target languages.

is derived from PHOIBLE, while PHO is based on WALS and Ethnologue. FEA is computed by combining GEN, GEO, SYN, INV and PHO.

For each target language, we have the similarity scores between the target language and the other $L - 1$ languages based on the similarity matrix S_i for layer i (see §2.1), and also the similarity scores based on the considered linguistic similarity measure j . Then we compute the Pearson correlation r_i^j between these two similarity score lists. We choose the highest correlation score across all layers as the result of each target language since the results for different languages vary across layers. Finally, we report MEAN (M) and MEDIAN (Mdn) of the correlation scores for all languages. Here, we consider 32 languages covered by all models and corpora.

Case Study In addition to the quantitative evaluation, we conduct manual analysis for languages that exhibit low correlation scores. We apply complete linkage hierarchical clustering to get the similar languages of the analyzed language for analysis. Specifically, the languages which have the most common shared path in the hierarchical tree with the target language are considered as similar languages. To analyze as many languages as possible, we consider the setting of Glots500 and PBC.

Cross-Lingual Transfer To compare mPLM-Sim with linguistic measures for zero-shot cross-lingual transfer, we run experiments for low-resource languages on four datasets, including two for sequence labeling, and two for text classification. Details of the four tasks are shown in Tab. 2.

We selected six high-resource and typologically diverse languages, namely Arabic (arb_Arab), Chinese (cmn_Hani), English (eng_Latn), Hindi (hin_Deva), Russian (rus_Cyrl), and Spanish (spa_Latn), as source languages. For a fair comparison, we use the same amount of source language data for fine-tuning and validation as shown in Tab. 2.

The evaluation targets all languages that are covered by both Glots500 and Flores and have at least 100 samples, excluding the six source languages. The language list for evaluation is provided in §A.

We obtain the most similar source language for each target language by applying each of the seven linguistic similarity measures (LEX, GEN, GEO, SYN, INV, PHO, FEA) and our mPLM-Sim. Here, we consider the setting of Glots500 and Flores for mPLM-Sim since extensive experiments (see §B.2) show that Flores provides slightly better similarity results than PBC. For the linguistic similarity mea-

	XLM-R-Base		XLM-R-Large		mT5-Base		mGPT		mBERT		Glott500	
	M	Mdn	M	Mdn	M	Mdn	M	Mdn	M	Mdn	M	Mdn
LEX	0.740	0.859	0.684	0.862	0.628	0.796	0.646	0.848	0.684	0.882	0.741	0.864
GEN	0.489	0.563	0.570	0.609	0.577	0.635	0.415	0.446	0.513	0.593	0.527	0.600
GEO	0.560	0.656	0.587	0.684	0.528	0.586	0.348	0.362	0.458	0.535	0.608	0.674
SYN	0.637	0.662	0.709	0.738	0.594	0.612	0.548	0.591	0.611	0.632	0.577	0.607
INV	0.272	0.315	0.312	0.292	0.295	0.321	0.340	0.394	0.216	0.246	0.248	0.293
PHO	0.112	0.151	0.207	0.258	0.166	0.176	0.184	0.239	0.111	0.125	0.094	0.144
FEA	0.378	0.408	0.443	0.466	0.354	0.371	0.455	0.479	0.346	0.361	0.358	0.372
AVG	0.455	0.516	0.502	0.559	0.449	0.500	0.420	0.480	0.420	0.482	0.451	0.508
	CANINE-S		CANINE-C		NLLB-200		XLM-Align		XLS-R-300M		AVG	
	M	Mdn	M	Mdn	M	Mdn	M	Mdn	M	Mdn	M	Mdn
LEX	0.661	0.821	0.639	0.784	0.722	0.856	0.728	0.869	0.285	0.262	0.651	0.791
GEN	0.548	0.629	0.565	0.633	0.538	0.626	0.516	0.606	0.401	0.353	0.514	0.572
GEO	0.504	0.560	0.533	0.624	0.490	0.499	0.616	0.690	0.531	0.541	0.524	0.583
SYN	0.476	0.521	0.507	0.559	0.375	0.370	0.634	0.669	0.354	0.389	0.548	0.577
INV	0.329	0.390	0.369	0.406	0.337	0.373	0.252	0.315	0.191	0.180	0.287	0.321
PHO	0.112	0.137	0.117	0.173	0.101	0.108	0.105	0.143	0.124	0.115	0.130	0.161
FEA	0.317	0.297	0.367	0.360	0.311	0.326	0.368	0.399	0.203	0.175	0.355	0.365
AVG	0.421	0.479	0.442	0.506	0.411	0.451	0.460	0.527	0.298	0.288	0.430	0.481

Table 3: Comparison across mPLMs: Pearson correlation between mPLM-Sim and seven similarity measures for all mPLMs and Flores/Fleurs on 32 languages. mPLM-Sim strongly correlates with LEX, moderate strongly correlates with GEN, GEO, and SYN, and weakly correlates with INV, PHO, and FEA.

tures, if the most similar source language is not available due to missing values in lang2vec, we use eng_Latn as the source language. We also compare mPLM-Sim with the ENG baseline defined as using eng_Latn as the source language for all target languages.

We use the same hyper-parameter settings as in (Hu et al., 2020; FitzGerald et al., 2022; Ma et al., 2023). Specifically, we set the batch size to 32 and the learning rate to 2e-5 for both NER and POS, and fine-tune Glot500 for 10 epochs. For MASSIVE, we use a batch size of 16, a learning rate of 4.7e-6, and train for 100 epochs. For Taxi1500, we use a batch size of 32, a learning rate of 2e-5, and train for 30 epochs. In all tasks, we select the model for evaluating target languages based on the performance of the source language validation set.

3 Results

3.1 Comparison Between mPLM-Sim and Linguistic Similarity

Tab. 3 shows the Pearson correlation between mPLM-Sim and linguistic similarity measures of 11 mPLMs, and also the average correlations of all 11 mPLMs. We observe that mPLM-Sim

strongly correlates with LEX, which is expected since mPLMs learn language relationships from data and LEX similarity is the easiest pattern to learn. Besides, mPLM-Sim has moderately strong correlations with GEN, GEO, and SYN, which shows that mPLMs can learn high-level patterns for language similarity. mPLM-Sim also has a weak correlation with INV, and a very weak correlation with PHO, indicating mPLMs do not capture phonological similarity well. Finally, mPLM-Sim correlates with FEA weakly since FEA is the measure combining both high- and low-correlated linguistics features.

To further compare mPLM-Sim with linguistic similarity measures, we conduct a manual analysis on languages for which mPLM-Sim has weak correlations with LEX, GEN, and GEO. As mentioned in §2, with the setting of Glot500 and PBC, we apply hierarchical clustering and use similar results for analysis.

We find that mPLM-Sim can deal well with languages that are not covered by lang2vec. For example, Norwegian Nynorsk (nno_Latn) is not covered by lang2vec, and mPLM-Sim can correctly find its similar languages, i.e., Norwegian Bokmål

(nob_Latn) and Norwegian (nor_Latn). Furthermore, mPLM-Sim can well capture the similarity between languages which cannot be well measured by either LEX, GEN, or GEO.

For LEX, mPLM-Sim can capture similar languages written in different scripts. A special case is the same languages in different scripts. Specifically, mPLM-Sim matches Uighur in Latin and Arabic (uig_Arab and uig_Latn), also Karakalpak in Latin and Cyrillic (kaa_Latn and kaa_Cyrl). In general, mPLM-Sim does a good job at clustering languages from the same language family but written in different scripts, e.g., Turkic (Latn, Cyrl, Arab) and Slavic (Latn, Cyrl).

For GEN, mPLM-Sim captures correct similar languages for isolates and constructed languages. Papantla Totonac (top_Latn) is a language of the Totonacan language family and spoken in Mexico. It shares areal features with the Nahuatl languages (nch_Latn, ncj_Latn, and ngu_Latn) of the Uto-Aztecan family, which are all located in the Mesoamerican language area.³ Esperanto (epo_Latn) is a constructed language whose vocabulary derives primarily from Romance languages, and mPLM-Sim correctly identifies Romance languages such as French (fra_Latn) and Italian (ita_Latn) as similar. The above two cases show the superiority of mPLM-Sim compared to GEN.

The GEO measure may not be suitable for certain language families, such as Austronesian languages and mixed languages. Austronesian languages have the largest geographical span among language families prior to the spread of Indo-European during the colonial period.⁴ Moreover, for mixed languages, such as creole languages, their similar languages are often geographically distant due to colonial history. In contrast to GEO, mPLM-Sim can better cluster these languages.

The above analysis shows that it is non-trivial to use either LEX, GEN, or GEO for measuring language similarity. In contrast, mPLM-Sim directly captures similarity from mPLMs and can therefore produce better similarity results.

However, we observe that obtaining accurate similarity results from mPLMs using mPLM-Sim can be challenging for certain languages. To gain further insights into this issue, we examine the

³https://en.wikipedia.org/wiki/Mesoamerican_language_area

⁴https://en.wikipedia.org/wiki/Austronesian_languages

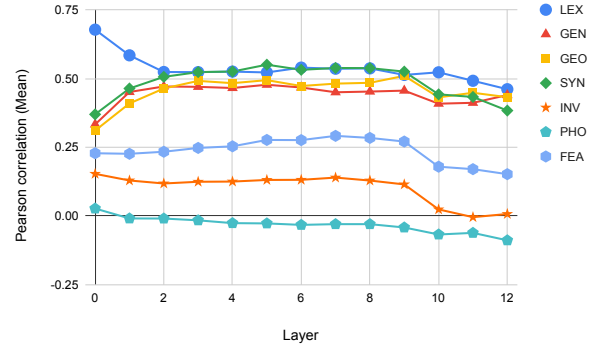


Figure 1: Comparison across layers: Pearson correlation (MEAN) between mPLM-Sim and linguistic similarity measures across layers for Glot500 and Flores on 32 languages. Correlation between mPLM-Sim and LEX peaks in the first layer and decreases, while the correlation with GEN, GEO, and SYN slightly increases in the low layers before reaching its peak.

correlation between performances, specifically the correlation between mPLM-Sim and GEN, and the sizes of the pretraining data. Surprisingly, we find a remarkably weak correlation (-0.008), suggesting that differences in pretraining data sizes do not significantly contribute to variations in performances.

Instead, our findings indicate a different key factor: the coverage of multiple languages within the same language family. This observation is substantiated by a strong correlation of 0.617 between the diversity of languages within a language family (measured by the number of languages included) and the performance of languages belonging to that particular language family.

3.2 Comparison Across Layers for mPLM-Sim

We analyze the correlation between mPLM-Sim and linguistic similarity measures across different layers of an mPLM, specifically for Glot500. The results, presented in Fig. 1, demonstrate the variation in mPLM-Sim results across layers. Notably, in the first layer, mPLM-Sim exhibits a high correlation with LEX, which gradually decreases as we move to higher layers. Conversely, the correlation between mPLM-Sim and GEN, GEO, and SYN shows a slight increase in the lower layers, reaching its peak in layer 1 or 2 of the mPLM. However, for the higher layers (layers 10-12), all correlations slightly decrease. We also performed further visualization and analysis across layers using the setting of Glot500 and Flores for mPLM-Sim (§C). The findings are consistent with our observations from Fig. 1.

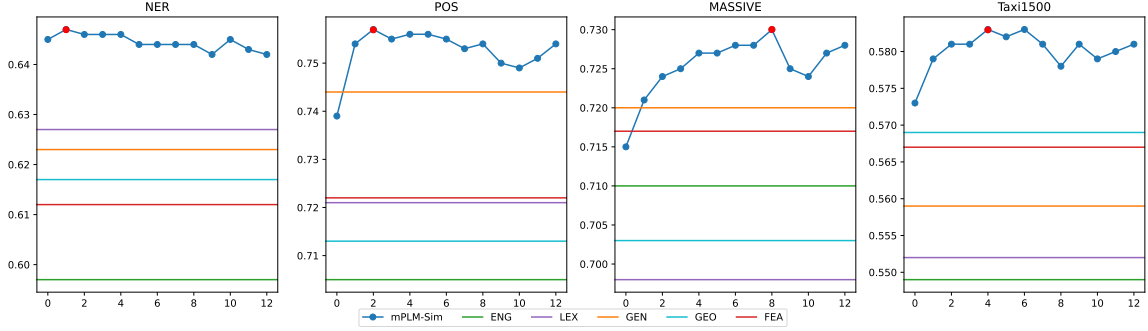


Figure 2: Macro average results (averaged over target languages) on cross-lingual transfer for baselines and for mPLM-Sim in all layers of Glot500. ENG represents using English as the source language. LEX, GEN, GEO, and FEA indicate using the most similar languages based on the corresponding similarity measures as the source language. The red dots of mPLM-Sim highlight the layer with the highest score.

Furthermore, our case study shows that the layers which have highest correlations between mPLM-Sim and LEX, GEN, or GEO vary across languages. For example, Atlantic–Congo languages achieve highest correlation with GEN at the 1st layer, while Mayan languages at the 6th layer. This finding demonstrates that language-specific information changes across layers.

3.3 Comparison Across Models for mPLM-Sim

Tab. 3 presents a broad comparison among 11 different mPLMs, revealing several key findings.

Firstly, the decoder architecture has a negative impact on performance due to the inherent difficulty in obtaining accurate sentence-level representations from the decoder. For example, the decoder-only mPLM mGPT performs worse than encoder-only mPLMs such as XLM-R and mBERT. This observation is reinforced by the comparison between XLM-R-Large and mT5-Base, which have nearly identical model sizes. Remarkably, XLM-R-Large outperforms mT5-Base on AVG by 5% for both Mean (M) and Median (Mdn) scores.

Additionally, tokenizer-free mPLMs achieve comparable performance to subword-tokenizer-based mPLMs. Notably, mPLMs such as mBERT, CANINE-S, and CANINE-C, which share pretraining settings, exhibit similar performances.

The size of mPLMs also influences mPLM-Sim in terms of LEX, GEN, and SYN. Comparing XLM-R-Base with XLM-R-Large, higher-level language similarity patterns are more evident in larger mPLMs. Specifically, XLM-R-Large shows a higher correlation with high-level patterns such as GEN and SYN, while having a lower correla-

tion with low-level patterns like LEX, compared to XLM-R-Base.

The training objectives adopted in mPLMs also impact the performance of mPLM-Sim. Task-specific mPLMs, such as NLLB-200, perform slightly worse than general-purpose mPLMs. Besides, XLM-Align, which leverages parallel objectives to align representations across languages, achieves comparable results to XLM-R-Base. This highlights the importance of advancing methods to effectively leverage parallel corpora.

The choice of pretraining data is another important factor. For example, mBERT uses Wikipedia, while XLM-R-Base uses CommonCrawl, which contains more code-switching. As a result, XLM-R-Base has a higher correlation with GEO and achieves higher AVG compared to mBERT.

The speech mPLM, i.e., XLS-R-300M, exhibits lower correlation than text mPLMs, consistent with findings from Abdullah et al. (2023). XLS-R-300M learns language similarity from speech data, which is biased towards the accents of speakers. Consequently, XLS-R-300M has a higher correlation with GEO, which is more related to accents, than other similarity measures.

Factors such as the number of languages have minimal effects on mPLM-Sim. Glot500, covering over 500 languages, achieves comparable results with XLM-R-Base.

3.4 Effect for Cross-Lingual Transfer

The macro average results of cross-lingual transfer across target languages for both mPLM-Sim and baselines are presented in Fig. 2. Among the evaluated tasks, ENG exhibits the worst performance in three out of four tasks, emphasizing the importance

		Language	GEN		mPLM-Sim		Δ			Language	GEN		mPLM-Sim		Δ
high end	NER	jpn_Jpan	0.177	eng_Latn	0.451	cmn_Hani	0.275	POS		jpn_Jpan	0.165	eng_Latn	0.534	cmn_Hani	0.369
		kir_Cyrl	0.391	eng_Latn	0.564	rus_Cyrl	0.173			mkt_Latn	0.603	arb_Arab	0.798	spa_Latn	0.196
		mya_Mymr	0.455	cmn_Hani	0.607	hin_Deva	0.153			wol_Latn	0.606	eng_Latn	0.679	spa_Latn	0.074
low end	NER	pes_Arab	0.653	hin_Deva	0.606	arb_Arab	-0.047	POS		ekk_Latn	0.815	eng_Latn	0.790	rus_Cyrl	-0.025
		tgl_Latn	0.745	eng_Latn	0.667	spa_Latn	-0.078			bam_Latn	0.451	eng_Latn	0.411	spa_Latn	-0.039
		sun_Latn	0.577	eng_Latn	0.490	spa_Latn	-0.087			gla_Latn	0.588	rus_Cyrl	0.548	spa_Latn	-0.040
high end	MASSIVE	mya_Mymr	0.616	cmn_Hani	0.707	hin_Deva	0.091	Taxi500		tgk_Cyrl	0.493	hin_Deva	0.724	rus_Cyrl	0.231
		amh_Ethi	0.532	arb_Arab	0.611	hin_Deva	0.079			kin_Latn	0.431	eng_Latn	0.619	spa_Latn	0.188
		jpn_Jpan	0.384	eng_Latn	0.448	cmn_Hani	0.064			kik_Latn	0.384	eng_Latn	0.555	spa_Latn	0.172
low end	MASSIVE	cym_Latn	0.495	rus_Cyrl	0.480	spa_Latn	-0.015	Taxi500		ckb_Arab	0.622	hin_Deva	0.539	arb_Arab	-0.083
		tgl_Latn	0.752	eng_Latn	0.723	spa_Latn	-0.028			nld_Latn	0.713	eng_Latn	0.628	spa_Latn	-0.085
		deu_Latn	0.759	eng_Latn	0.726	spa_Latn	-0.033			kac_Latn	0.580	cmn_Hani	0.483	hin_Deva	-0.097

Table 4: Results for three languages each with the largest (high end) and smallest (low end) gains from mPLM-Sim vs. GEN for four tasks. mPLM-Sim’s gain over GEN is large at the high end and smaller negative at the low end. We report both the selected source languages and the results on the evaluated target languages. For mPLM-Sim, the results are derived from the layers exhibiting the best performances as shown in Fig. 2. See §E for detailed results for each task and each target language.

of considering language similarity when selecting source languages for cross-lingual transfer. mPLM-Sim surpasses all linguistic similarity measures in every task, including both syntactic and semantic tasks, across all layers except layer 0. This indicates that mPLM-Sim is more effective in selecting source languages that enhance the performance of target languages compared to linguistic similarity measures.

For low-level syntactic tasks, the lower layers (layer 1 or 2) exhibit superior performance compared to all other layers. Conversely, for high-level semantic tasks, it is the middle layer of the mPLM that consistently achieves the highest results across all layers. This can be attributed to its ability to capture intricate similarity patterns.

In Tab. 4, we further explore the benefits of mPLM-Sim in cross-lingual transfer. We present a comprehensive analysis of the top 3 performance improvements and declines across languages. We compare mPLM-Sim and GEN across four cross-lingual transfer tasks. By examining these results, we gain deeper insights into the advantages of mPLM-Sim in facilitating effective cross-lingual transfer.

The results clearly demonstrate that mPLM-Sim has a substantial performance advantage over GEN for certain target languages. On one hand, for languages without any source language in the same language family, such as Japanese (jpn_Jpan), mPLM-Sim successfully identifies its similar language, Chinese (cmn_Hani), whereas GEN fails to do so. Notably, in the case of Japanese, mPLM-Sim outperforms GEN by 27.5% for NER, 36.9%

for POS, and 6.4% for MASSIVE.

On the other hand, for languages having source languages within the same language family, mPLM-Sim accurately detects the appropriate source language, leading to improved cross-lingual transfer performance. In the case of Burmese (mya_Mymr), mPLM-Sim accurately identifies Hindi (hin_Deva) as the source language, while GEN mistakenly selects Chinese (cmn_Hani). This distinction results in a significant performance improvement of 15.3% for NER and 9.1% for MASSIVE.

However, we also observe that mPLM-Sim falls short for certain languages when compared to GEN, although the losses are smaller in magnitude compared to the improvements. This finding suggests that achieving better performance in cross-lingual transfer is not solely dependent on language similarity. As mentioned in previous studies such as Lauscher et al. (2020) and Nie et al. (2022), the size of the pretraining data for the source languages also plays a crucial role in cross-lingual transfer.

4 Related Work

4.1 Language Typology and Clustering

Similarity between languages can be due to common ancestry in the genealogical language tree, but also influenced by linguistic influence and borrowing (Aikhenvald and Dixon, 2001; Haspelmath, 2004). Linguists have conducted extensive relevant research by constructing high-quality typological, geographical, and phylogenetic databases, including WALS (Dryer and Haspelmath, 2013), Glottolog (Hammarström et al., 2017), Ethnologue (Saggion et al., 2023), and PHOIBLE (Moran et al.,

2014; Moran and McCloy, 2019). The lang2vec tool (Littell et al., 2017) further integrates these datasets into multiple linguistic distances. Despite its integration of multiple linguistic measures, lang2vec weights each measure equally, and the quantification of these measures for language similarity computation remains a challenge.

In addition to linguistic measures, some non-linguistic measures are also proposed to measure similarity between languages. Specifically, Holman et al. (2011) use Levenshtein (edit) distance to compute the lexical similarity between languages. Lin et al. (2019) propose dataset-dependent features, which are statistical features specific to the corpus used, e.g., lexical overlap. Ye et al. (2023) measure language similarity with basic concepts across languages. However, these methods fail to capture deeper similarities beyond surface-level features.

Language representation is another important category of language similarity measures. Before the era of multilingual pretrained language models (mPLMs), exploiting distributed language representations for measuring language similarity have been studied (Östling and Tiedemann, 2017; Bjerva and Augenstein, 2018). Recent mPLMs trained with massive data have become a new standard for multilingual representation learning. Tan et al. (2019) represent each language by an embedding vector and cluster them in the embedding space. Fan et al. (2021b) find the representation sprachbund of mPLMs, and then train separate mPLMs for each sprachbund. However, these studies do not delve into the research questions mentioned in §1, and it motivates us to carry out a comprehensive investigation of language similarity using mPLMs.

4.2 Multilingual Pretrained Language Models

The advent of mPLMs, e.g., mBERT (Devlin et al., 2019), XLM (Conneau and Lample, 2019), and XLM-R (Conneau et al., 2020), have brought significant performance gains on numerous multilingual natural language understanding benchmarks (Hu et al., 2020).

Given their success, a variety of following mPLMs are proposed. Specifically, different architectures, including decoder-only, e.g., mGPT (Shliazhko et al., 2022) and BLOOM (Scao et al., 2022), and encoder-decoder, e.g., mT5 (Xue et al., 2021), are designed. Tokenizer-free models, including CANINE (Clark et al., 2022), ByT5 (Xue et al., 2022), and Charformer (Tay et al., 2022),

are also proposed. Clark et al. (2022) introduce CANINE-S and CANINE-C. CANINE-S adopts a subword-based loss, while CANINE-C uses a character-based one. Glot500 (Imani et al., 2023) extends XLM-R to cover more than 500 languages using vocabulary extension and continued pretraining. Both InfoXLM (Chi et al., 2021a) and XLM-Align (Chi et al., 2021b) exploit parallel objectives to further improve mPLMs. Some mPLMs are specifically proposed for Machine Translation, e.g., M2M-100 (Fan et al., 2021a) and NLLB-200 (Costa-jussà et al., 2022). XLS-R-300M (Babu et al., 2021) is a speech (as opposed to text) model.

Follow-up works show that strong language-specific signals are encoded in mPLMs by means of probing tasks (Wu and Dredze, 2019; Rama et al., 2020; Pires et al., 2019; Müller et al., 2021; Liang et al., 2021; Choenni and Shutova, 2022) and investigating the geometry of mPLMs (Libovický et al., 2020; Chang et al., 2022; Wang et al., 2023). Concurrent with our work, Philippy et al. (2023) have verified that the language representations encoded in mBERT correlate with both linguistic typology and cross-lingual transfer on XNLI for 15 languages. However, these methods lack in-depth analysis and investigate on a limited set of mPLMs and downstream tasks. This inspires us to conduct quantitative and qualitative analysis on linguistic typology and cross-lingual transfer with a broad and diverse set of mPLMs and downstream tasks.

5 Conclusion

In this paper, we introduce mPLM-Sim, a novel approach for measuring language similarities. Extensive experiments substantiate the superior performance of mPLM-Sim compared to linguistic similarity measures. Our study reveals variations in similarity results across different mPLMs and layers within an mPLM. Furthermore, our findings reveal that mPLM-Sim effectively identifies the source language to enhance cross-lingual transfer.

The results obtained from mPLM-Sim have significant implications for multilinguality. On the one hand, it can be further used in linguistic study and downstream applications, such as cross-lingual transfer, as elaborated in the paper. On the other hand, these findings provide valuable insights for improving mPLMs, offering opportunities for their further development and enhancement.

Limitations

(1) The performance of mPLM-Sim may be strongly influenced by the quality and quantity of data used for training mPLMs, as well as the degree to which the target language can be accurately represented. (2) The success of mPLM-Sim depends on the supporting languages of mPLMs. We conduct further experiment and analysis at §D. (3) As for §3.3, we are unable to conduct a strictly fair comparison due to the varying settings in which mPLMs are pretrained, including the use of different corpora and model sizes.

Acknowledgements

This work was funded by the European Research Council (NonSequeToR, grant #740516, and DECOLLAGE, ERC-2022-CoG #101088763), EU’s Horizon Europe Research and Innovation Actions (UTTER, contract 101070631), by Fundação para a Ciência e Tecnologia through contract UIDB/50008/2020, and by the Portuguese Recovery and Resilience Plan through project C645008882-00000055 (Center for Responsible AI). Peiqin Lin acknowledges travel support from ELISE (GA no 951847).

References

- Badr M Abdullah, Mohammed Maqsood Shaik, and Dietrich Klakow. 2023. On the nature of discrete speech representations in multilingual self-supervised models. In *Proceedings of the 5th Workshop on Research in Computational Linguistic Typology and Multilingual NLP*, pages 159–161.
- Alexandra Y. Aikhenvald and R. M. W. Dixon. 2001. *Areal diffusion and genetic inheritance*. Oxford University Press, Oxford.
- Arun Babu, Changan Wang, Andros Tjandra, Kushal Lakhotia, Qiantong Xu, Naman Goyal, Kritika Singh, Patrick von Platen, Yatharth Saraf, Juan Pino, Alexei Baevski, Alexis Conneau, and Michael Auli. 2021. [XLS-R: self-supervised cross-lingual speech representation learning at scale](#). *CoRR*, abs/2111.09296.
- Johannes Bjerva and Isabelle Augenstein. 2018. [From phonology to syntax: Unsupervised linguistic typology at different levels with language embeddings](#). In *Proceedings of the 2018 Conference of the North American Chapter of the Association for Computational Linguistics: Human Language Technologies, NAACL-HLT 2018, New Orleans, Louisiana, USA, June 1-6, 2018, Volume 1 (Long Papers)*, pages 907–916. Association for Computational Linguistics.
- Tyler A. Chang, Zhuowen Tu, and Benjamin K. Bergen. 2022. [The geometry of multilingual language model representations](#). *CoRR*, abs/2205.10964.
- Zewen Chi, Li Dong, Furu Wei, Nan Yang, Saksham Singhal, Wenhui Wang, Xia Song, Xian-Ling Mao, Heyan Huang, and Ming Zhou. 2021a. [Infoxlm: An information-theoretic framework for cross-lingual language model pre-training](#). In *Proceedings of the 2021 Conference of the North American Chapter of the Association for Computational Linguistics: Human Language Technologies, NAACL-HLT 2021, Online, June 6-11, 2021*, pages 3576–3588. Association for Computational Linguistics.
- Zewen Chi, Li Dong, Bo Zheng, Shaohan Huang, Xian-Ling Mao, Heyan Huang, and Furu Wei. 2021b. [Improving pretrained cross-lingual language models via self-labeled word alignment](#). In *Proceedings of the 59th Annual Meeting of the Association for Computational Linguistics and the 11th International Joint Conference on Natural Language Processing, ACL/IJCNLP 2021, (Volume 1: Long Papers), Virtual Event, August 1-6, 2021*, pages 3418–3430. Association for Computational Linguistics.
- Rochelle Choenni and Ekaterina Shutova. 2022. [Investigating language relationships in multilingual sentence encoders through the lens of linguistic typology](#). *Comput. Linguistics*, 48(3):635–672.
- Jonathan H. Clark, Dan Garrette, Iulia Turc, and John Wieting. 2022. [Canine: Pre-training an efficient tokenization-free encoder for language representation](#). *Trans. Assoc. Comput. Linguistics*, 10:73–91.
- Alexis Conneau, Kartikay Khandelwal, Naman Goyal, Vishrav Chaudhary, Guillaume Wenzek, Francisco Guzmán, Edouard Grave, Myle Ott, Luke Zettlemoyer, and Veselin Stoyanov. 2020. [Unsupervised cross-lingual representation learning at scale](#). In *Proceedings of the 58th Annual Meeting of the Association for Computational Linguistics, ACL 2020, Online, July 5-10, 2020*, pages 8440–8451. Association for Computational Linguistics.
- Alexis Conneau and Guillaume Lample. 2019. [Cross-lingual language model pretraining](#). In *Advances in Neural Information Processing Systems 32: Annual Conference on Neural Information Processing Systems 2019, NeurIPS 2019, December 8-14, 2019, Vancouver, BC, Canada*, pages 7057–7067.
- Alexis Conneau, Min Ma, Simran Khanuja, Yu Zhang, Vera Axelrod, Siddharth Dalmia, Jason Riesa, Clara Rivera, and Ankur Bapna. 2022. [FLEURS: few-shot learning evaluation of universal representations of speech](#). *CoRR*, abs/2205.12446.
- Marta R. Costa-jussà, James Cross, Onur Çelebi, Maha Elbayad, Kenneth Heafield, Kevin Heffernan, Elahe Kalbassi, Janice Lam, Daniel Licht, Jean Maillard, Anna Sun, Skyler Wang, Guillaume Wenzek, Al Youngblood, Bapi Akula, Loïc Barraud, Gabriel Mejia Gonzalez, Prangthip Hansanti,

- John Hoffman, Semarley Jarrett, Kaushik Ram Sadagopan, Dirk Rowe, Shannon Spruit, Chau Tran, Pierre Andrews, Necip Fazil Ayan, Shruti Bhosale, Sergey Edunov, Angela Fan, Cynthia Gao, Vedanuj Goswami, Francisco Guzmán, Philipp Koehn, Alexandre Mourachko, Christophe Ropers, Safiyyah Saleem, Holger Schwenk, and Jeff Wang. 2022. [No language left behind: Scaling human-centered machine translation](#). *CoRR*, abs/2207.04672.
- Marie-Catherine de Marneffe, Christopher D. Manning, Joakim Nivre, and Daniel Zeman. 2021. [Universal dependencies](#). *Comput. Linguistics*, 47(2):255–308.
- Jacob Devlin, Ming-Wei Chang, Kenton Lee, and Kristina Toutanova. 2019. [BERT: pre-training of deep bidirectional transformers for language understanding](#). In *Proceedings of the 2019 Conference of the North American Chapter of the Association for Computational Linguistics: Human Language Technologies, NAACL-HLT 2019, Minneapolis, MN, USA, June 2-7, 2019, Volume 1 (Long and Short Papers)*, pages 4171–4186. Association for Computational Linguistics.
- Matthew S Dryer and Martin Haspelmath. 2013. The world atlas of language structures online.
- Angela Fan, Shruti Bhosale, Holger Schwenk, Zhiyi Ma, Ahmed El-Kishky, Siddharth Goyal, Mandeep Baines, Onur Celebi, Guillaume Wenzek, Vishrav Chaudhary, Naman Goyal, Tom Birch, Vitaliy Liptchinsky, Sergey Edunov, Michael Auli, and Armand Joulin. 2021a. [Beyond english-centric multilingual machine translation](#). *J. Mach. Learn. Res.*, 22:107:1–107:48.
- Yimin Fan, Yaobo Liang, Alexandre Muzio, Hany Hassan, Houqiang Li, Ming Zhou, and Nan Duan. 2021b. [Discovering representation sprachbund for multilingual pre-training](#). In *Findings of the Association for Computational Linguistics: EMNLP 2021, Virtual Event / Punta Cana, Dominican Republic, 16-20 November, 2021*, pages 881–894. Association for Computational Linguistics.
- Jack FitzGerald, Christopher Hench, Charith Peris, Scott Mackie, Kay Rottmann, Ana Sanchez, Aaron Nash, Liam Urbach, Vishesh Kakarala, Richa Singh, Swetha Ranganath, Laurie Crist, Misha Britan, Wouter Leeuwis, Gökhan Tür, and Prem Natarajan. 2022. [MASSIVE: A 1m-example multilingual natural language understanding dataset with 51 typologically-diverse languages](#). *CoRR*, abs/2204.08582.
- Harald Hammarström, Robert Forkel, and Martin Haspelmath. 2017. Glottolog 3.0. *Max Planck Institute for the Science of Human History*.
- Martin Haspelmath. 2004. [How hopeless is genealogical linguistics, and how advanced is areal linguistics?](#) *Studies in Language*, 28(1):209–223.
- Eric W Holman, Cecil H Brown, Søren Wichmann, André Müller, Viveka Velupillai, Harald Hammarström, Sebastian Sauppe, Hagen Jung, Dik Bakker, Pamela Brown, et al. 2011. Automated dating of the world’s language families based on lexical similarity. *Current Anthropology*, 52(6):841–875.
- Junjie Hu, Sebastian Ruder, Aditya Siddhant, Graham Neubig, Orhan Firat, and Melvin Johnson. 2020. [XTREME: A massively multilingual multi-task benchmark for evaluating cross-lingual generalisation](#). In *Proceedings of the 37th International Conference on Machine Learning, ICML 2020, 13-18 July 2020, Virtual Event*, volume 119 of *Proceedings of Machine Learning Research*, pages 4411–4421. PMLR.
- Sakura Imai, Daisuke Kawahara, Naho Orita, and Hiromune Oda. 2023. [Theoretical linguistics rivals embeddings in language clustering for multilingual named entity recognition](#). In *Proceedings of the 61st Annual Meeting of the Association for Computational Linguistics: Student Research Workshop, ACL 2023, Toronto, Canada, July 9-14, 2023*, pages 139–151. Association for Computational Linguistics.
- Ayyoob Imani, Peiqin Lin, Amir Hossein Kargaran, Silvia Severini, Masoud Jalili Sabet, Nora Kassner, Chunlan Ma, Helmut Schmid, André F. T. Martins, François Yvon, and Hinrich Schütze. 2023. [Glot500: Scaling multilingual corpora and language models to 500 languages](#).
- Ganesh Jawahar, Benoît Sagot, and Djamé Seddah. 2019. [What does BERT learn about the structure of language?](#) In *Proceedings of the 57th Conference of the Association for Computational Linguistics, ACL 2019, Florence, Italy, July 28- August 2, 2019, Volume 1: Long Papers*, pages 3651–3657. Association for Computational Linguistics.
- Anne Lauscher, Vinit Ravishankar, Ivan Vulic, and Goran Glavas. 2020. [From zero to hero: On the limitations of zero-shot language transfer with multilingual transformers](#). In *Proceedings of the 2020 Conference on Empirical Methods in Natural Language Processing, EMNLP 2020, Online, November 16-20, 2020*, pages 4483–4499. Association for Computational Linguistics.
- Sheng Liang, Philipp Dufter, and Hinrich Schütze. 2021. [Locating language-specific information in contextualized embeddings](#). *CoRR*, abs/2109.08040.
- Jindrich Libovický, Rudolf Rosa, and Alexander Fraser. 2020. [On the language neutrality of pre-trained multilingual representations](#). In *Findings of the Association for Computational Linguistics: EMNLP 2020, Online Event, 16-20 November 2020*, volume EMNLP 2020 of *Findings of ACL*, pages 1663–1674. Association for Computational Linguistics.
- Yu-Hsiang Lin, Chian-Yu Chen, Jean Lee, Zirui Li, Yuyan Zhang, Mengzhou Xia, Shruti Rijhwani, Junxian He, Zhisong Zhang, Xuezhe Ma, Antonios Anastasopoulos, Patrick Littell, and Graham Neubig. 2019.

- Choosing transfer languages for cross-lingual learning. In *Proceedings of the 57th Conference of the Association for Computational Linguistics, ACL 2019, Florence, Italy, July 28- August 2, 2019, Volume 1: Long Papers*, pages 3125–3135. Association for Computational Linguistics.
- Patrick Littell, David R. Mortensen, Ke Lin, Katherine Kairis, Carlisle Turner, and Lori S. Levin. 2017. **URIEL and lang2vec: Representing languages as typological, geographical, and phylogenetic vectors**. In *Proceedings of the 15th Conference of the European Chapter of the Association for Computational Linguistics, EACL 2017, Valencia, Spain, April 3-7, 2017, Volume 2: Short Papers*, pages 8–14. Association for Computational Linguistics.
- Chunlan Ma, Ayyoob ImaniGooghari, Haotian Ye, Ehsaneddin Asgari, and Hinrich Schütze. 2023. **Taxi1500: A multilingual dataset for text classification in 1500 languages**.
- Thomas Mayer and Michael Cysouw. 2014. **Creating a massively parallel bible corpus**. In *Proceedings of the Ninth International Conference on Language Resources and Evaluation, LREC 2014, Reykjavik, Iceland, May 26-31, 2014*, pages 3158–3163. European Language Resources Association (ELRA).
- Steven Moran and Daniel McCloy, editors. 2019. **PHOIBLE 2.0**. Max Planck Institute for the Science of Human History, Jena.
- Steven Moran, Daniel McCloy, and Richard Wright. 2014. Phoible online.
- Niklas Muennighoff. 2022. **SGPT: GPT sentence embeddings for semantic search**. *CoRR*, abs/2202.08904.
- Benjamin Müller, Yanai Elazar, Benoît Sagot, and Djamé Seddah. 2021. **First align, then predict: Understanding the cross-lingual ability of multilingual BERT**. In *Proceedings of the 16th Conference of the European Chapter of the Association for Computational Linguistics: Main Volume, EACL 2021, Online, April 19 - 23, 2021*, pages 2214–2231. Association for Computational Linguistics.
- Ercong Nie, Sheng Liang, Helmut Schmid, and Hinrich Schütze. 2022. **Cross-lingual retrieval augmented prompt for low-resource languages**. *CoRR*, abs/2212.09651.
- Robert Östling and Jörg Tiedemann. 2017. **Continuous multilinguality with language vectors**. In *Proceedings of the 15th Conference of the European Chapter of the Association for Computational Linguistics, EACL 2017, Valencia, Spain, April 3-7, 2017, Volume 2: Short Papers*, pages 644–649. Association for Computational Linguistics.
- Xiaoman Pan, Boliang Zhang, Jonathan May, Joel Nothman, Kevin Knight, and Heng Ji. 2017. **Cross-lingual name tagging and linking for 282 languages**. In *Proceedings of the 55th Annual Meeting of the Association for Computational Linguistics, ACL 2017, Vancouver, Canada, July 30 - August 4, Volume 1: Long Papers*, pages 1946–1958. Association for Computational Linguistics.
- Fred Philippy, Siwen Guo, and Shohreh Haddadan. 2023. **Identifying the correlation between language distance and cross-lingual transfer in a multilingual representation space**. *CoRR*, abs/2305.02151.
- Telmo Pires, Eva Schlinger, and Dan Garrette. 2019. **How multilingual is multilingual bert?** In *Proceedings of the 57th Conference of the Association for Computational Linguistics, ACL 2019, Florence, Italy, July 28- August 2, 2019, Volume 1: Long Papers*, pages 4996–5001. Association for Computational Linguistics.
- Taraka Rama, Lisa Beinborn, and Steffen Eger. 2020. **Probing multilingual BERT for genetic and typological signals**. In *Proceedings of the 28th International Conference on Computational Linguistics, COLING 2020, Barcelona, Spain (Online), December 8-13, 2020*, pages 1214–1228. International Committee on Computational Linguistics.
- Nils Reimers and Iryna Gurevych. 2019. **Sentence-bert: Sentence embeddings using siamese bert-networks**. In *Proceedings of the 2019 Conference on Empirical Methods in Natural Language Processing and the 9th International Joint Conference on Natural Language Processing, EMNLP-IJCNLP 2019, Hong Kong, China, November 3-7, 2019*, pages 3980–3990. Association for Computational Linguistics.
- Masoud Jalili Sabet, Philipp Dufter, François Yvon, and Hinrich Schütze. 2020. **Simalign: High quality word alignments without parallel training data using static and contextualized embeddings**. In *Proceedings of the 2020 Conference on Empirical Methods in Natural Language Processing: Findings, EMNLP 2020, Online Event, 16-20 November 2020*, volume EMNLP 2020 of *Findings of ACL*, pages 1627–1643. Association for Computational Linguistics.
- Horacio Saggion, Sanja Štajner, Daniel Ferrés, Kim Cheng Sheang, Matthew Shardlow, Kai North, and Marcos Zampieri. 2023. Findings of the tsar-2022 shared task on multilingual lexical simplification. *arXiv preprint arXiv:2302.02888*.
- Teven Le Scao, Angela Fan, Christopher Akiki, Ellie Pavlick, Suzana Ilic, Daniel Hesslow, Roman Castagné, Alexandra Sasha Luccioni, François Yvon, Matthias Gallé, Jonathan Tow, Alexander M. Rush, Stella Biderman, Albert Webson, Pawan Sasanka Ammanamanchi, Thomas Wang, Benoît Sagot, Niklas Muennighoff, Albert Villanova del Moral, Olatunji Ruwase, Rachel Bawden, Stas Bekman, Angelina McMillan-Major, Iz Beltagy, Huu Nguyen, Lucile Saulnier, Samson Tan, Pedro Ortiz Suarez, Victor Sanh, Hugo Laurençon, Yacine Jernite, Julien Launay, Margaret Mitchell, Colin Raffel, Aaron

- Gokaslan, Adi Simhi, Aitor Soroa, Alham Fikri Aji, Amit Alfassy, Anna Rogers, Ariel Kreisberg Nitzav, Canwen Xu, Chenghao Mou, Chris Emezue, Christopher Kamm, Colin Leong, Daniel van Strien, David Ifeoluwa Adelani, and et al. 2022. [BLOOM: A 176b-parameter open-access multilingual language model](#). *CoRR*, abs/2211.05100.
- Oleh Shliazhko, Alena Fenogenova, Maria Tikhonova, Vladislav Mikhailov, Anastasia Kozlova, and Tatiana Shavrina. 2022. [mgpt: Few-shot learners go multilingual](#). *CoRR*, abs/2204.07580.
- Xu Tan, Jiale Chen, Di He, Yingce Xia, Tao Qin, and Tie-Yan Liu. 2019. [Multilingual neural machine translation with language clustering](#). In *Proceedings of the 2019 Conference on Empirical Methods in Natural Language Processing and the 9th International Joint Conference on Natural Language Processing, EMNLP-IJCNLP 2019, Hong Kong, China, November 3-7, 2019*, pages 963–973. Association for Computational Linguistics.
- Yi Tay, Vinh Q. Tran, Sebastian Ruder, Jai Prakash Gupta, Hyung Won Chung, Dara Bahri, Zhen Qin, Simon Baumgartner, Cong Yu, and Donald Metzler. 2022. [Charformer: Fast character transformers via gradient-based subword tokenization](#). In *The Tenth International Conference on Learning Representations, ICLR 2022, Virtual Event, April 25-29, 2022*. OpenReview.net.
- Mingyang Wang, Heike Adel, Lukas Lange, Jannik Strötgen, and Hinrich Schütze. 2023. [NLNDE at semeval-2023 task 12: Adaptive pretraining and source language selection for low-resource multilingual sentiment analysis](#). *CoRR*, abs/2305.00090.
- Shijie Wu and Mark Dredze. 2019. [Beto, bentz, becas: The surprising cross-lingual effectiveness of BERT](#). In *Proceedings of the 2019 Conference on Empirical Methods in Natural Language Processing and the 9th International Joint Conference on Natural Language Processing, EMNLP-IJCNLP 2019, Hong Kong, China, November 3-7, 2019*, pages 833–844. Association for Computational Linguistics.
- Linting Xue, Aditya Barua, Noah Constant, Rami Al-Rfou, Sharan Narang, Mihir Kale, Adam Roberts, and Colin Raffel. 2022. [Byt5: Towards a token-free future with pre-trained byte-to-byte models](#). *Trans. Assoc. Comput. Linguistics*, 10:291–306.
- Linting Xue, Noah Constant, Adam Roberts, Mihir Kale, Rami Al-Rfou, Aditya Siddhant, Aditya Barua, and Colin Raffel. 2021. [mt5: A massively multilingual pre-trained text-to-text transformer](#). In *Proceedings of the 2021 Conference of the North American Chapter of the Association for Computational Linguistics: Human Language Technologies, NAACL-HLT 2021, Online, June 6-11, 2021*, pages 483–498. Association for Computational Linguistics.
- Haotian Ye, Yihong Liu, and Hinrich Schütze. 2023. [A study of conceptual language similarity: comparison and evaluation](#). *CoRR*, abs/2305.13401.

A Languages

Tab. 5-10 show the language list covered by mPLMs and corpora.

Tab. 11 provides the languages used for evaluating cross-lingual transfer.

	mBERT CANINE-S CANINE-C	XLM-R-Base XLM-R-Large	Glott500	mGPT	mT5-Base	XLM-Align	NLLB-200	XLS-R-300M	Flores	PBC	Fleurs
ace_Arab							✓		✓		
ace_Latn			✓				✓		✓	✓	
ach_Latn			✓								
acm_Arab			✓				✓		✓	✓	
acq_Arab							✓		✓		
acr_Latn			✓							✓	
aeb_Arab							✓		✓		
afr_Latn	✓	✓	✓	✓	✓	✓	✓	✓	✓	✓	
agw_Latn			✓							✓	
ahk_Latn			✓							✓	
ajp_Arab			✓				✓		✓		
aka_Latn			✓				✓		✓	✓	
aln_Latn			✓						✓	✓	
als_Latn			✓				✓		✓	✓	
alt_Cyrl			✓							✓	
alz_Latn			✓							✓	
amh_Ethi		✓	✓		✓	✓	✓	✓	✓	✓	✓
aoj_Latn			✓							✓	
apc_Arab			✓				✓		✓		
arb_Arab	✓	✓	✓	✓	✓	✓	✓	✓	✓	✓	
arb_Latn							✓		✓		
arn_Latn			✓							✓	
ars_Arab							✓		✓		
ary_Arab			✓				✓		✓	✓	
arz_Arab			✓				✓		✓	✓	
asm_Beng		✓	✓			✓	✓	✓	✓	✓	✓
ast_Latn	✓		✓				✓		✓		✓
awa_Deva							✓		✓		
ayr_Latn			✓				✓		✓	✓	
azb_Arab	✓		✓				✓		✓	✓	
azj_Latn	✓	✓	✓	✓	✓	✓	✓	✓	✓		✓
bak_Cyrl	✓		✓	✓		✓	✓	✓	✓	✓	
bam_Latn			✓				✓		✓	✓	
ban_Latn			✓				✓		✓	✓	
bar_Latn	✓		✓							✓	
bba_Latn			✓							✓	
bbc_Latn			✓							✓	
bci_Latn			✓							✓	
bel_Latn			✓							✓	
bel_Cyrl	✓	✓	✓	✓	✓	✓	✓	✓	✓	✓	✓
bem_Latn			✓				✓		✓	✓	
ben_Beng	✓	✓	✓	✓	✓	✓	✓	✓	✓	✓	✓
bho_Deva			✓				✓		✓		
bhw_Latn			✓							✓	
bim_Latn			✓							✓	
bis_Latn			✓							✓	
bjn_Arab							✓		✓		
bjn_Latn			✓				✓		✓		
bod_Tibt			✓				✓	✓	✓	✓	
bos_Latn	✓	✓	✓				✓	✓	✓		✓
bqc_Latn			✓							✓	
bre_Latn	✓	✓	✓					✓		✓	
bts_Latn			✓							✓	
btx_Latn			✓							✓	
bug_Latn							✓		✓		
bul_Cyrl	✓	✓	✓	✓	✓	✓	✓	✓	✓	✓	✓
bum_Latn			✓							✓	
bzj_Latn			✓							✓	
cab_Latn			✓							✓	
cac_Latn			✓							✓	
cak_Latn			✓							✓	
caq_Latn			✓							✓	
cat_Latn	✓	✓	✓		✓	✓	✓	✓	✓	✓	
cbk_Latn			✓							✓	
cce_Latn			✓							✓	
ceb_Latn	✓		✓		✓		✓	✓	✓	✓	✓
ces_Latn	✓	✓	✓		✓	✓	✓	✓	✓	✓	✓
cfm_Latn			✓							✓	
che_Cyrl	✓		✓							✓	
chk_Latn			✓							✓	
chv_Cyrl	✓		✓	✓				✓		✓	
cjk_Latn			✓				✓		✓		

Table 5: Languages covered by mPLMs and corpora.

	mBERT CANINE-S CANINE-C	XLM-R-Base XLM-R-Large	Glott500	mGPT	mT5-Base	XLM-Align	NLLB-200	XLS-R-300M	Flores	PBC	Fleurs
ckb_Arab		✓	✓		✓	✓	✓	✓	✓	✓	✓
ckb_Latn			✓							✓	
cmn_Hani	✓	✓	✓	✓	✓	✓	✓	✓	✓	✓	✓
cnh_Latn			✓					✓		✓	
crh_Cyrl			✓							✓	
crh_Latn			✓				✓		✓		
crs_Latn			✓							✓	
csy_Latn			✓							✓	
ctd_Latn			✓							✓	
ctu_Latn			✓							✓	
cuk_Latn			✓							✓	
cym_Latn	✓	✓	✓		✓	✓	✓	✓	✓	✓	✓
dan_Latn	✓	✓	✓	✓	✓	✓	✓	✓	✓	✓	✓
deu_Latn	✓	✓	✓	✓	✓	✓	✓	✓	✓	✓	✓
diik_Latn							✓		✓		
djk_Latn			✓							✓	
dln_Latn			✓							✓	
dtg_Latn			✓							✓	
dyu_Latn			✓				✓		✓	✓	
dzo_Tibt			✓				✓		✓	✓	
efi_Latn			✓							✓	
ekk_Latn	✓	✓	✓		✓	✓	✓	✓	✓		✓
ell_Grek	✓	✓	✓	✓	✓	✓	✓	✓	✓	✓	✓
eng_Latn	✓	✓	✓	✓	✓	✓	✓	✓	✓	✓	✓
enm_Latn			✓							✓	
epo_Latn		✓	✓		✓	✓	✓	✓	✓	✓	
eus_Latn	✓	✓	✓	✓	✓	✓	✓	✓	✓	✓	
ewe_Latn			✓				✓		✓	✓	
fao_Latn			✓				✓	✓	✓	✓	
fij_Latn			✓				✓		✓	✓	
fil_Latn			✓		✓					✓	
fin_Latn	✓	✓	✓	✓	✓	✓	✓	✓	✓	✓	✓
fon_Latn			✓				✓		✓	✓	
fra_Latn	✓	✓	✓	✓	✓	✓	✓	✓	✓	✓	✓
fry_Latn	✓	✓	✓		✓			✓		✓	
fur_Latn			✓				✓		✓		
fuv_Latn							✓		✓		
gaa_Latn			✓							✓	
gaz_Latn		✓	✓				✓		✓		
gil_Latn			✓							✓	
giz_Latn			✓							✓	
gkn_Latn			✓							✓	
gkp_Latn			✓							✓	
gla_Latn		✓	✓		✓		✓		✓	✓	
gle_Latn	✓	✓	✓		✓	✓	✓	✓	✓	✓	✓
glg_Latn	✓	✓	✓		✓	✓	✓	✓	✓		
glv_Latn			✓					✓		✓	
gom_Latn			✓							✓	
gor_Latn			✓							✓	
grc_Grek			✓							✓	
guc_Latn			✓							✓	
gug_Latn			✓				✓	✓	✓	✓	
guj_Gujr	✓	✓	✓		✓	✓	✓	✓	✓	✓	✓
gur_Latn			✓							✓	
guw_Latn			✓							✓	
gya_Latn			✓							✓	
gym_Latn			✓							✓	
hat_Latn	✓		✓		✓		✓	✓	✓	✓	
hau_Latn		✓	✓		✓		✓	✓	✓	✓	✓
haw_Latn			✓		✓			✓		✓	
heb_Hebr	✓	✓	✓	✓	✓	✓	✓	✓	✓	✓	✓
hif_Latn			✓							✓	
hil_Latn			✓							✓	
hin_Deva	✓	✓	✓	✓	✓	✓	✓	✓	✓	✓	
hin_Latn		✓	✓		✓					✓	
hmo_Latn			✓							✓	
hne_Deva			✓				✓		✓	✓	
hnj_Latn			✓		✓					✓	
hra_Latn			✓							✓	
hrv_Latn	✓	✓	✓			✓	✓	✓	✓	✓	✓
hui_Latn			✓							✓	
hun_Latn	✓	✓	✓	✓	✓	✓	✓	✓	✓	✓	✓

Table 6: Languages covered by mPLMs and corpora.

	mBERT CANINE-S CANINE-C	XLNet-R-Base XLNet-R-Large	Glott500	mGPT	mT5-Base	XLNet-Align	NLLB-200	XLNet-R-300M	Flores	PBC	Fleurs
hus_Latn			✓							✓	
hye_Armn	✓	✓	✓	✓	✓	✓	✓	✓	✓	✓	✓
iba_Latn			✓						✓	✓	
ibo_Latn			✓		✓		✓		✓	✓	✓
ifa_Latn			✓							✓	
ifb_Latn			✓							✓	
ikk_Latn			✓							✓	
ilo_Latn			✓				✓		✓	✓	
ind_Latn	✓	✓	✓	✓	✓	✓	✓	✓	✓	✓	✓
isl_Latn	✓	✓	✓		✓	✓	✓	✓	✓	✓	
ita_Latn	✓	✓	✓	✓	✓	✓	✓	✓	✓	✓	✓
ium_Latn			✓							✓	
ixl_Latn			✓							✓	
izz_Latn			✓							✓	
jam_Latn			✓							✓	
jav_Latn	✓	✓	✓		✓		✓	✓	✓	✓	✓
jpn_Jpan	✓	✓	✓	✓	✓	✓	✓	✓	✓	✓	
kaa_Cyrl			✓							✓	
kaa_Latn			✓							✓	
kab_Latn			✓				✓	✓	✓	✓	
kac_Latn			✓				✓		✓	✓	
kal_Latn			✓							✓	
kam_Latn			✓				✓		✓		✓
kan_Knda	✓	✓	✓		✓	✓	✓	✓	✓	✓	
kas_Arab							✓		✓		
kas_Deva							✓		✓		
kat_Geor	✓	✓	✓	✓	✓	✓	✓	✓	✓	✓	
kaz_Cyrl	✓	✓	✓	✓	✓	✓	✓	✓	✓	✓	✓
kbp_Latn			✓				✓		✓	✓	
kea_Latn			✓				✓		✓		✓
kek_Latn			✓							✓	
khk_Cyrl							✓		✓		
khm_Khmr		✓	✓		✓	✓	✓	✓	✓	✓	
kia_Latn			✓						✓	✓	
kik_Latn			✓				✓		✓	✓	
kin_Latn			✓				✓	✓	✓	✓	
kir_Cyrl	✓	✓	✓	✓	✓	✓	✓	✓	✓	✓	✓
kjb_Latn			✓							✓	
kjh_Cyrl			✓							✓	
kmb_Latn			✓				✓		✓		
kmm_Latn			✓							✓	
kmr_Cyrl			✓							✓	
kmr_Latn			✓				✓		✓	✓	
knc_Arab							✓		✓		
knc_Latn							✓		✓		
kng_Latn			✓				✓		✓		
knv_Latn			✓							✓	
kor_Hang	✓	✓	✓	✓	✓	✓	✓	✓	✓	✓	
kpg_Latn			✓							✓	
krc_Cyrl			✓							✓	
kri_Latn			✓							✓	
ksd_Latn			✓							✓	
kss_Latn			✓							✓	
ksw_Mymr			✓							✓	
kua_Latn			✓							✓	
lam_Latn			✓							✓	
lao_Lao		✓	✓		✓	✓	✓	✓	✓	✓	
lat_Latn	✓	✓	✓		✓	✓		✓	✓	✓	
lav_Latn	✓	✓	✓	✓	✓	✓		✓	✓	✓	
ldi_Latn			✓							✓	
leh_Latn			✓							✓	
lhu_Latn			✓							✓	
lij_Latn			✓				✓		✓		
lim_Latn			✓				✓		✓		
lin_Latn			✓				✓	✓	✓	✓	✓
lit_Latn	✓	✓	✓	✓	✓	✓	✓	✓	✓	✓	✓
lmo_Latn	✓		✓				✓		✓		
loz_Latn			✓							✓	
ltg_Latn							✓		✓		
ltz_Latn	✓		✓		✓		✓	✓	✓	✓	✓
lua_Latn			✓				✓		✓		
lug_Latn			✓				✓	✓	✓	✓	

Table 7: Languages covered by mPLMs and corpora.

	mBERT CANINE-S CANINE-C	XLNet-R-Base XLNet-R-Large	Glott500	mGPT	mT5-Base	XLNet-Align	NLLB-200	XLNet-R-300M	Flores	PBC	Fleurs
luo_Latn			✓					✓	✓	✓	
lus_Latn			✓					✓	✓	✓	
lvs_Latn			✓					✓	✓	✓	
lzh_Hani			✓							✓	
mad_Latn			✓							✓	
mag_Deva								✓	✓	✓	
mah_Latn			✓							✓	
mai_Deva			✓					✓	✓	✓	
mal_Mlym	✓	✓	✓	✓	✓	✓	✓	✓	✓	✓	✓
mam_Latn			✓						✓	✓	
mar_Deva	✓	✓	✓	✓	✓	✓	✓	✓	✓	✓	✓
mau_Latn			✓							✓	
mbb_Latn			✓							✓	
mck_Latn			✓							✓	
mcn_Latn			✓							✓	
mco_Latn			✓							✓	
mdy_Ethi			✓							✓	
meu_Latn			✓							✓	
mfe_Latn			✓							✓	
mgh_Latn			✓							✓	
mgr_Latn			✓							✓	
mhr_Cyrl			✓							✓	
min_Arab								✓	✓	✓	
min_Latn	✓		✓					✓	✓	✓	
miq_Latn			✓							✓	
mkd_Cyrl	✓	✓	✓		✓	✓	✓	✓	✓	✓	
mlt_Latn			✓		✓	✓	✓	✓	✓	✓	✓
mni_Beng											
mon_Cyrl		✓	✓	✓	✓	✓		✓			✓
mos_Latn			✓					✓	✓	✓	
mps_Latn			✓							✓	
mri_Latn			✓		✓			✓	✓	✓	✓
mrw_Latn			✓							✓	
mwm_Latn			✓							✓	
mxv_Latn			✓							✓	
mya_Mymr	✓	✓	✓	✓	✓	✓	✓	✓	✓	✓	✓
myv_Cyrl			✓							✓	
mzh_Latn			✓							✓	
nan_Latn			✓							✓	
naq_Latn			✓							✓	
nav_Latn			✓							✓	
nbl_Latn			✓							✓	
nch_Latn			✓							✓	
ncj_Latn			✓							✓	
ndc_Latn			✓							✓	
nde_Latn			✓							✓	
ndo_Latn			✓							✓	
nds_Latn	✓		✓							✓	
nep_Deva	✓	✓	✓		✓	✓		✓		✓	✓
ngu_Latn			✓							✓	
nia_Latn			✓							✓	
nld_Latn	✓	✓	✓	✓	✓	✓	✓	✓	✓	✓	
nmf_Latn			✓							✓	
nnb_Latn			✓							✓	
nno_Latn	✓		✓			✓	✓	✓	✓	✓	
nob_Latn	✓		✓				✓	✓	✓	✓	
nor_Latn		✓	✓		✓	✓		✓		✓	
npi_Deva			✓					✓	✓	✓	
nse_Latn			✓							✓	
nso_Latn			✓					✓	✓	✓	
nus_Latn								✓	✓	✓	
nya_Latn			✓		✓			✓	✓	✓	✓
nyn_Latn			✓							✓	
nyy_Latn			✓							✓	
nzi_Latn			✓							✓	
oci_Latn	✓		✓					✓	✓	✓	✓
ory_Orya		✓	✓			✓	✓	✓	✓	✓	
oss_Cyrl			✓	✓						✓	
ote_Latn			✓							✓	
pag_Latn			✓					✓	✓	✓	
pam_Latn			✓							✓	
pan_Guru	✓	✓	✓		✓	✓	✓	✓	✓	✓	

Table 8: Languages covered by mPLMs and corpora.

	mBERT CANINE-S CANINE-C	XLM-R-Base XLM-R-Large	Glott500	mGPT	mT5-Base	XLM-Align	NLLB-200	XLS-R-300M	Flores	PBC	Fleurs
pap_Latn			✓					✓	✓	✓	
pau_Latn			✓							✓	
pbt_Arab							✓		✓		
pcm_Latn			✓							✓	
pdn_Latn			✓							✓	
pes_Arab	✓	✓	✓	✓	✓	✓	✓	✓	✓	✓	
pis_Latn			✓							✓	
pls_Latn			✓							✓	
plt_Latn	✓	✓	✓		✓		✓	✓	✓	✓	
poh_Latn			✓							✓	
pol_Latn	✓	✓	✓	✓	✓	✓	✓	✓	✓	✓	✓
pon_Latn			✓							✓	
por_Latn	✓	✓	✓	✓	✓	✓	✓	✓	✓	✓	✓
prk_Latn			✓							✓	
prs_Arab			✓				✓		✓	✓	
pxm_Latn			✓							✓	
qub_Latn			✓							✓	
quc_Latn			✓							✓	
qug_Latn			✓							✓	
quh_Latn			✓							✓	
quw_Latn			✓							✓	
quy_Latn			✓				✓		✓	✓	
quz_Latn			✓							✓	
qvi_Latn			✓							✓	
rap_Latn			✓							✓	
rar_Latn			✓							✓	
rmy_Latn			✓							✓	
ron_Latn	✓	✓	✓	✓	✓	✓	✓	✓	✓	✓	✓
rop_Latn			✓							✓	
rug_Latn			✓							✓	
run_Latn			✓				✓		✓	✓	
rus_Cyrl	✓	✓	✓	✓	✓	✓	✓	✓	✓	✓	✓
sag_Latn			✓				✓		✓	✓	
sah_Cyrl			✓	✓				✓		✓	
san_Deva		✓	✓			✓	✓	✓	✓	✓	
san_Latn			✓							✓	
sat_Olck			✓				✓		✓		
sba_Latn			✓							✓	
scn_Latn	✓		✓				✓		✓		
seh_Latn			✓							✓	
shn_Mymr							✓		✓		
sin_Sinh		✓	✓		✓	✓	✓	✓	✓	✓	
slk_Latn	✓	✓	✓		✓	✓	✓	✓	✓	✓	
slv_Latn	✓	✓	✓		✓	✓	✓	✓	✓	✓	✓
sme_Latn			✓							✓	
smo_Latn			✓		✓		✓		✓	✓	
sna_Latn			✓		✓		✓	✓	✓	✓	✓
snd_Arab		✓	✓		✓	✓	✓	✓	✓	✓	✓
som_Latn		✓	✓		✓		✓	✓	✓	✓	✓
sop_Latn			✓							✓	
sot_Latn			✓		✓		✓		✓	✓	
spa_Latn	✓	✓	✓	✓	✓	✓	✓	✓	✓	✓	✓
sqi_Latn	✓	✓	✓		✓	✓		✓		✓	
srn_Latn			✓							✓	
srn_Latn			✓							✓	
sro_Latn			✓				✓		✓		
srp_Cyrl	✓	✓	✓		✓	✓	✓	✓	✓	✓	✓
srp_Latn			✓							✓	
ssw_Latn			✓				✓		✓	✓	
sun_Latn	✓	✓	✓		✓		✓	✓	✓	✓	
suz_Deva			✓							✓	
swe_Latn	✓	✓	✓	✓	✓	✓	✓	✓	✓	✓	
swl_Latn	✓	✓	✓	✓	✓	✓	✓	✓	✓	✓	✓
sxn_Latn			✓							✓	
szl_Latn			✓				✓		✓		
tam_Latn		✓								✓	
tam_Taml	✓	✓	✓	✓	✓	✓	✓	✓	✓	✓	✓
taq_Latn							✓		✓		
taq_Tfng							✓		✓		
tat_Cyrl	✓		✓	✓		✓	✓	✓	✓	✓	
tbz_Latn			✓							✓	
tca_Latn			✓							✓	

Table 9: Languages covered by mPLMs and corpora.

	mBERT CANINE-S CANINE-C	XLM-R-Base XLM-R-Large	Glott500	mGPT	mT5-Base	XLM-Align	NLLB-200	XLS-R-300M	Flores	PBC	Fleurs
tdt_Latn			✓							✓	
tel_Telu	✓	✓	✓	✓	✓	✓	✓	✓	✓	✓	
teo_Latn			✓							✓	
tgk_Cyrl	✓		✓	✓	✓	✓	✓	✓	✓	✓	
tgl_Latn	✓	✓	✓	✓		✓	✓	✓	✓	✓	
tha_Thai		✓	✓	✓	✓	✓	✓	✓	✓		✓
tih_Latn			✓							✓	
tir_Ethi			✓				✓		✓	✓	
tlh_Latn			✓							✓	
tob_Latn			✓							✓	
toh_Latn			✓							✓	
toi_Latn			✓							✓	
toj_Latn			✓							✓	
ton_Latn			✓							✓	
top_Latn			✓							✓	
tpi_Latn			✓				✓	✓	✓	✓	
tpm_Latn			✓							✓	
tsn_Latn			✓				✓		✓	✓	
tso_Latn			✓				✓		✓	✓	
tsz_Latn			✓							✓	
tuc_Latn			✓							✓	
tui_Latn			✓							✓	
tuk_Cyrl			✓							✓	
tuk_Latn			✓	✓			✓	✓	✓	✓	
tum_Latn			✓				✓		✓	✓	
tur_Latn	✓	✓	✓	✓	✓	✓	✓	✓	✓	✓	✓
twi_Latn			✓				✓		✓	✓	
tyv_Cyrl			✓	✓						✓	
tzh_Latn			✓							✓	
tzm_Tfng							✓		✓		
tzo_Latn			✓							✓	
udm_Cyrl			✓							✓	
uig_Arab		✓	✓			✓	✓		✓	✓	
uig_Latn			✓							✓	
ukr_Cyrl	✓	✓	✓	✓	✓	✓	✓	✓	✓	✓	✓
umb_Latn			✓				✓		✓	✓	
urd_Arab	✓	✓	✓	✓	✓	✓	✓	✓	✓	✓	
urd_Latn		✓								✓	
uzn_Cyrl			✓							✓	
uzn_Latn	✓	✓	✓	✓	✓	✓	✓	✓	✓		✓
vec_Latn			✓				✓		✓		
ven_Latn			✓							✓	
vie_Latn	✓	✓	✓	✓	✓	✓	✓	✓	✓	✓	✓
wal_Latn			✓							✓	
war_Latn	✓		✓				✓	✓	✓	✓	
wol_Latn			✓				✓		✓	✓	
xav_Latn			✓							✓	
xho_Latn		✓	✓		✓		✓		✓	✓	✓
yan_Latn			✓							✓	
yao_Latn			✓							✓	
yap_Latn			✓							✓	
ydd_Hebr		✓	✓		✓	✓	✓	✓	✓		
yom_Latn			✓							✓	
yor_Latn	✓		✓	✓	✓		✓	✓	✓	✓	
yua_Latn			✓							✓	
yue_Hani			✓				✓	✓	✓	✓	
zai_Latn			✓							✓	
zlm_Latn			✓							✓	
zom_Latn			✓							✓	
zsm_Latn	✓	✓	✓	✓	✓	✓	✓	✓	✓	✓	✓
zul_Latn			✓		✓		✓	✓	✓	✓	✓

Table 10: Languages covered by mPLMs and corpora.

Task	Language List
NER (108)	ace_Latn, afr_Latn, als_Latn, amh_Ethi, arz_Arab, asm_Beng, ast_Latn, azj_Latn, bak_Cyrl, bel_Cyrl, ben_Beng, bho_Deva, bod_Tibt, bos_Latn, bul_Cyrl, cat_Latn, ceb_Latn, ces_Latn, ckb_Arab, crh_Latn, cym_Latn, dan_Latn, deu_Latn, ekk_Latn, ell_Grek, epo_Latn, eus_Latn, fao_Latn, fin_Latn, fra_Latn, fur_Latn, gla_Latn, gle_Latn, glg_Latn, gug_Latn, guj_Gujr, heb_Hebr, hrv_Latn, hun_Latn, hye_Armn, ibo_Latn, ilo_Latn, ind_Latn, isl_Latn, ita_Latn, jav_Latn, jpn_Jpan, kan_Knda, kat_Geor, kaz_Cyrl, khm_Khmr, kin_Latn, kir_Cyrl, kor_Hang, lij_Latn, lim_Latn, lin_Latn, lit_Latn, lmo_Latn, ltz_Latn, mal_Mlym, mar_Deva, min_Latn, mkd_Cyrl, mlt_Latn, mri_Latn, mya_Mymr, nld_Latn, nno_Latn, oci_Latn, ory_Orya, pan_Guru, pes_Arab, plt_Latn, pol_Latn, por_Latn, ron_Latn, san_Deva, scn_Latn, sin_Sinh, slk_Latn, slv_Latn, snd_Arab, som_Latn, srp_Cyrl, sun_Latn, swe_Latn, swh_Latn, szl_Latn, tam_Taml, tat_Cyrl, tel_Telu, tgk_Cyrl, tgl_Latn, tha_Thai, tuk_Latn, tur_Latn, uig_Arab, ukr_Cyrl, urd_Arab, uzs_Latn, vec_Latn, vie_Latn, war_Latn, ydd_Hebr, yor_Latn, yue_Hani, zsm_Latn
POS (60)	afr_Latn, ajp_Arab, amh_Ethi, bam_Latn, bel_Cyrl, bho_Deva, bul_Cyrl, cat_Latn, ceb_Latn, ces_Latn, cym_Latn, dan_Latn, deu_Latn, ekk_Latn, ell_Grek, eus_Latn, fao_Latn, fin_Latn, fra_Latn, gla_Latn, gle_Latn, glg_Latn, heb_Hebr, hrv_Latn, hun_Latn, hye_Armn, ind_Latn, isl_Latn, ita_Latn, jav_Latn, jpn_Jpan, kaz_Cyrl, kmr_Latn, kor_Hang, lij_Latn, lit_Latn, mlt_Latn, nld_Latn, pes_Arab, pol_Latn, por_Latn, ron_Latn, san_Deva, sin_Sinh, slk_Latn, slv_Latn, swe_Latn, tam_Taml, tat_Cyrl, tel_Telu, tgl_Latn, tha_Thai, tur_Latn, uig_Arab, ukr_Cyrl, urd_Arab, vie_Latn, wol_Latn, yor_Latn, yue_Hani
Massive (44)	afr_Latn, als_Latn, amh_Ethi, azj_Latn, ben_Beng, cat_Latn, cym_Latn, dan_Latn, deu_Latn, ell_Grek, fin_Latn, fra_Latn, heb_Hebr, hun_Latn, hye_Armn, ind_Latn, isl_Latn, ita_Latn, jav_Latn, jpn_Jpan, kan_Knda, kat_Geor, khm_Khmr, kor_Hang, lvs_Latn, mal_Mlym, mya_Mymr, nld_Latn, nob_Latn, pes_Arab, pol_Latn, por_Latn, ron_Latn, slv_Latn, swe_Latn, swh_Latn, tam_Taml, tel_Telu, tgl_Latn, tha_Thai, tur_Latn, urd_Arab, vie_Latn, zsm_Latn
Taxi1500 (130)	ace_Latn, afr_Latn, aka_Latn, als_Latn, ary_Arab, arz_Arab, asm_Beng, ayr_Latn, azb_Arab, bak_Cyrl, bam_Latn, ban_Latn, bel_Cyrl, bem_Latn, ben_Beng, bul_Cyrl, cat_Latn, ceb_Latn, ces_Latn, ckb_Arab, cym_Latn, dan_Latn, deu_Latn, dyu_Latn, dzo_Tibt, ell_Grek, epo_Latn, eus_Latn, ewe_Latn, fao_Latn, fij_Latn, fin_Latn, fon_Latn, fra_Latn, gla_Latn, gle_Latn, gug_Latn, guj_Gujr, hat_Latn, hau_Latn, heb_Hebr, hne_Deva, hrv_Latn, hun_Latn, hye_Armn, ibo_Latn, ilo_Latn, ind_Latn, isl_Latn, ita_Latn, jav_Latn, kab_Latn, kac_Latn, kan_Knda, kat_Geor, kaz_Cyrl, kbp_Latn, khm_Khmr, kik_Latn, kin_Latn, kir_Cyrl, kng_Latn, kor_Hang, lao_Lao, lin_Latn, lit_Latn, ltz_Latn, lug_Latn, luo_Latn, mai_Deva, mar_Deva, min_Latn, mkd_Cyrl, mlt_Latn, mos_Latn, mri_Latn, mya_Mymr, nld_Latn, nno_Latn, nob_Latn, npi_Deva, nso_Latn, nya_Latn, ory_Orya, pag_Latn, pan_Guru, pap_Latn, pes_Arab, plt_Latn, pol_Latn, por_Latn, prs_Arab, quy_Latn, ron_Latn, run_Latn, sag_Latn, sin_Sinh, slk_Latn, slv_Latn, smo_Latn, sna_Latn, snd_Arab, som_Latn, sot_Latn, ssw_Latn, sun_Latn, swe_Latn, swh_Latn, tam_Taml, tat_Cyrl, tel_Telu, tgk_Cyrl, tgl_Latn, tha_Thai, tir_Ethi, tpi_Latn, tsn_Latn, tuk_Latn, tum_Latn, tur_Latn, twi_Latn, ukr_Cyrl, vie_Latn, war_Latn, wol_Latn, xho_Latn, yor_Latn, yue_Hani, zsm_Latn, zul_Latn

Table 11: Languages for evaluating zero-shot cross-lingual transfer. The number in brackets is the number of the evaluated languages.

	mPLM-Sim	Mono	1	5	10
LEX	0.741	0.704	0.688	0.745	0.743
GEN	0.527	0.504	0.480	0.482	0.510
GEO	0.608	0.597	0.523	0.562	0.597
SYN	0.577	0.583	0.556	0.560	0.573
INV	0.248	0.245	0.226	0.265	0.260
PHO	0.094	0.109	0.114	0.118	0.102
FEA	0.358	0.369	0.347	0.371	0.360
AVG	0.451	0.444	0.419	0.444	0.449

Table 12: Comparison of pearson correlation result: Pearson correlation between seven similarity measures and mPLM-Sim (500 multi-parallel sentences), Mono (Monolingual corpora) and the results of using different amounts (1, 5, 10) of multi-parallel sentences.

B Comparison Across Corpora for mPLM-Sim

B.1 Monolingual vs. Parallel

Both monolingual and parallel corpora can be exploited for obtaining sentence embeddings for measuring language similarity. We conduct experiments of exploiting monolingual corpora for measuring similarity across languages, and also provide the results of using different amounts (1, 5, 10, 500) of multi-parallel sentences.

For the experiment of pearson correlation in Sec. 3.1, the results (MEAN) are shown in Tab. 12. For the experiment of cross-lingual transfer in Sec. 3.4, the results are shown in Tab. 13. Based on these two experiments, we have the conclusions below:

- mPLM-Sim using multi-parallel corpora achieves slightly better results than using monolingual corpora.
- mPLM-Sim (500 sentences) requires less data than exploiting monolingual corpora. Besides, using mPLM-Sim (10 sentences) can achieve comparable results with mPLM-Sim (500 sentences). While including a truly low-resource language for similarity measurement, mPLM-Sim requires around 10 sentences parallel to one existing language, while monolingual corpora requires massive sentences.

In a word, exploiting parallel corpora is better for measuring language similarity than monolingual corpora.

B.2 Flores vs. PBC

To investigate the impact of multi-parallel corpora on the performance of mPLM-Sim, we compare

	mPLM-Sim	Mono	1	5	10
NER	0.647	0.644	0.644	0.646	0.647
POS	0.751	0.737	0.748	0.753	0.752
Massive	0.730	0.730	0.723	0.728	0.730
Taxi	0.583	0.585	0.580	0.582	0.582
AVG	0.678	0.674	0.674	0.677	0.678

Table 13: Comparison of cross-lingual transfer result: Cross-lingual transfer result for four tasks from mPLM-Sim (500 multi-parallel sentences), Mono (Monolingual corpora) and the results of using different amounts (1, 5, 10) of multi-parallel sentences.

	Flores		PBC	
	M	Mdn	M	Mdn
LEX	0.741	0.864	0.654	0.735
GEN	0.527	0.600	0.519	0.572
GEO	0.608	0.674	0.546	0.603
SYN	0.577	0.607	0.491	0.528
INV	0.248	0.293	0.254	0.276
PHO	0.094	0.144	0.103	0.098
FEA	0.358	0.372	0.333	0.357
AVG	0.451	0.508	0.414	0.453

Table 14: Comparison across corpora: Pearson correlation between mPLM-Sim and linguistic similarity measures for Glot500 and all corpora on 32 languages. Flores achieves higher correlations than PBC.

the results of Glot500 with Flores and PBC on 32 languages that are covered by both corpora.

Tab. 14 shows that Flores outperforms PBC across all similarity measures, except for PHO. To gain further insights, we conduct a case study focusing on languages that exhibit different performances between the two corpora.

In comparison to PBC, Flores consists of text that is closer to web content and spans a wider range of general domains. For example, a significant portion of Arabic script in Flores is written without short vowels, which are commonly used in texts requiring strict adherence to precise pronunciation, such as the Bible.⁵ This discrepancy leads to challenges in tokenization and representation for languages written in Arabic, such as Moroccan Arabic (ary_Arab) and Egyptian Arabic (arz_Arab), resulting in poorer performance.

⁵https://en.wikipedia.org/wiki/Arabic_diacritics

C Visualization and Analysis Across Layers

C.1 Hierarchical Clustering Analysis

We conducted hierarchical clustering analysis at different layers (0, 4, 8, and 12) using the setting of Glot500 and Flores for mPLM-Sim. The results, shown in Fig. 3, reveal distinct patterns of language clustering. In layer 0, the clustering primarily emphasizes lexical similarities, with languages sharing the same scripts being grouped together. As we progress to layers 4 and 8, more high-level similarity patterns beyond the surface-level are captured. For instance in these layers, Turkish (tur_Latn) and Polish (pol_Latn) are clustered with their Turkic and Slavic relatives although they use different writing systems. The similarity results of layer 12 are comparatively worse than those of the middle layers. For instance, English (eng_Latn) deviates from its Germanic and Indo-European relatives and instead clusters with Malay languages (ind_Latn, zsm_Latn). This phenomenon can be attributed to the higher layer exhibiting lower inter-cluster distances (comparison between the y-axis range across figures of different layers), which diminishes its ability to effectively discriminate between language clusters.

C.2 Similarity Heatmaps

Fig. 4-7 show the cosine similarity values in heatmaps at layer 0, 4, 8 and 12, using the Glot500 and Flores settings for mPLM-Sim.

Generally, as the layer number increases, higher cosine similarity values are observed. Layer 0 exhibits a significant contrast in similarity values, whereas layer 12 demonstrates very low contrast. Notably, Burmese (mya_Mymr) consistently receives the lowest values across all layers, indicating the relationship between Burmese and other languages may be not well modeled.

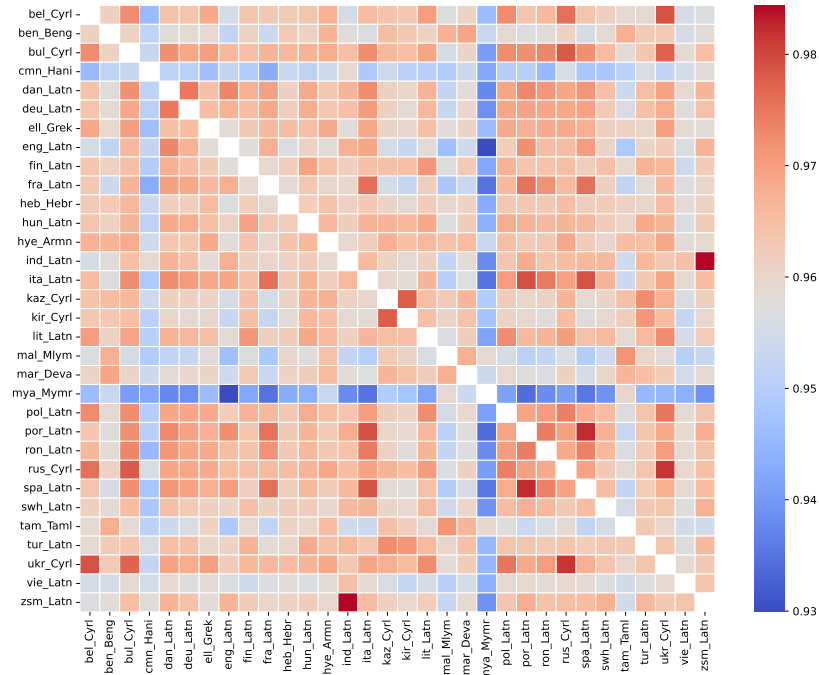


Figure 5: Heatmaps of cosine similarity results at layer 4 for Glot500 and Flores across 32 languages.

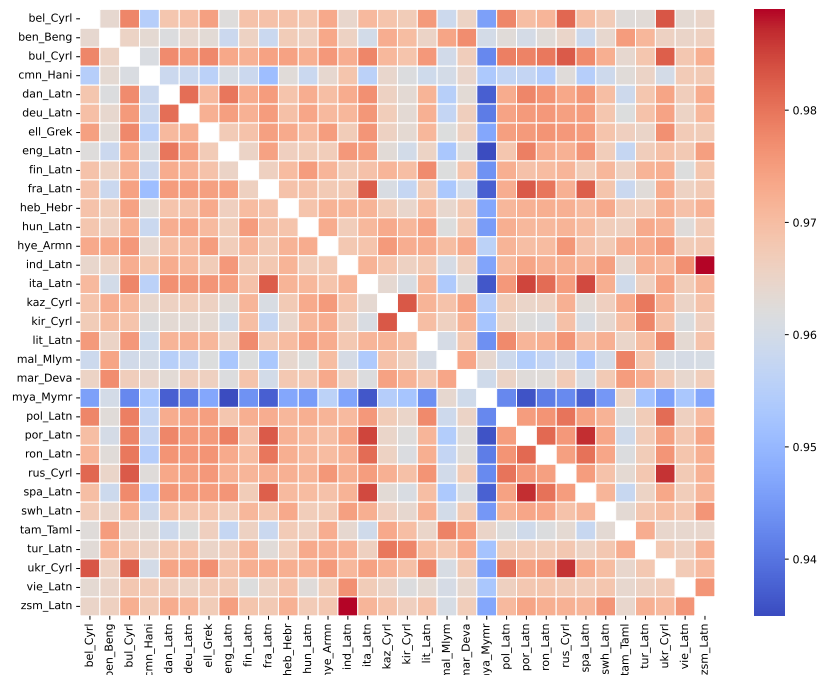


Figure 6: Heatmaps of cosine similarity results at layer 8 for Glot500 and Flores across 32 languages.

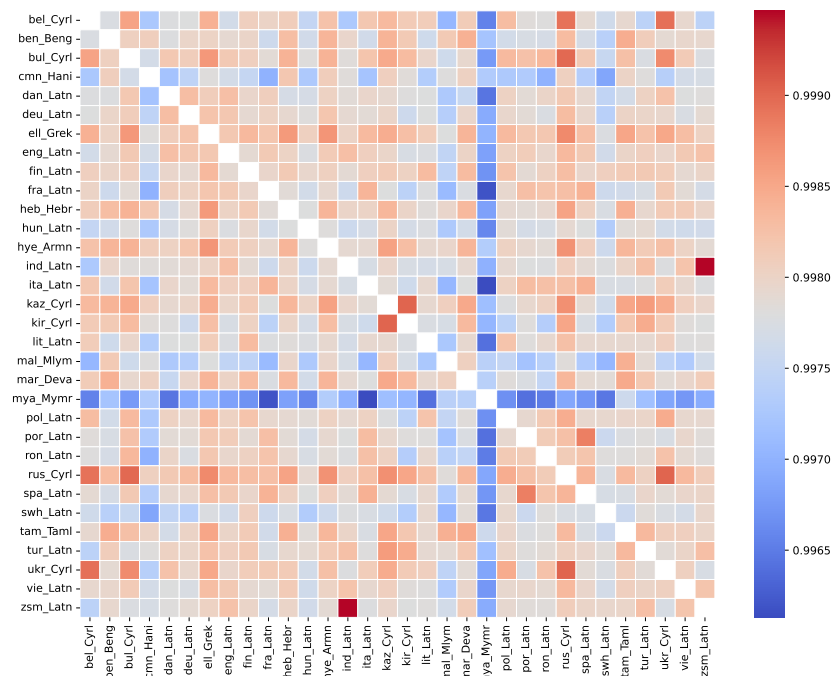


Figure 7: Heatmaps of cosine similarity results at layer 12 for Glot500 and Flores across 32 languages.

D Analysis on Unseen Languages of mPLMs

The success of mPLM-Sim depends on the supporting languages of mPLMs. To get more insights about languages which are this not supported by a specific mPLM, we conduct a new Pearson correlation experiment based on 94 languages unseen by XLM-R. Among 94 languages, there are 24 (25.5%) languages that achieve higher correlation than the average level of seen languages. These 24 languages usually have close languages seen by XLM-R, e.g, the unseen language, Cantonese (yue_Hani) is close to Mandarin (cmn_Hani). It shows that mPLM-Sim can be directly applied to some unseen languages which have close seen languages.

For the unseen languages which mPLM-Sim performs poorly, we can connect it to seen languages using traditional linguistic features, e.g., language family, and then use or weight the similarity results of seen languages as the results of the unseen languages. Since it is shown that mPLM-Sim provides better results than traditional linguistic features in our paper, connecting unseen languages to seen languages would be beneficial for unseen languages.

E Detailed Results of Cross-Lingual Transfer

We report the detailed results for all tasks and languages in Tab. 15-16 (NER), 17 (POS), 18 (MAS-SIVE), 19-21 (Taxi1500).

	ENG	LEX	GEN	GEO	FEA	mPLM-Sim
ace_Latn	0.421	0.421 eng_Latn	0.421 eng_Latn	0.427 hin_Deva	0.421 eng_Latn	0.439 spa_Latn
afr_Latn	0.739	0.739 eng_Latn	0.739 eng_Latn	0.720 arb_Arab	0.707 rus_Cyrl	0.739 eng_Latn
als_Latn	0.767	0.767 eng_Latn	0.737 rus_Cyrl	0.774 spa_Latn	0.737 rus_Cyrl	0.774 spa_Latn
amh_Ethi	0.450	0.389 cmn_Hani	0.515 arb_Arab	0.515 arb_Arab	0.554 hin_Deva	0.554 hin_Deva
arz_Arab	0.491	0.715 arb_Arab	0.715 arb_Arab	0.715 arb_Arab	0.491 eng_Latn	0.715 arb_Arab
asm_Beng	0.661	0.603 arb_Arab	0.720 hin_Deva	0.720 hin_Deva	0.720 hin_Deva	0.720 hin_Deva
ast_Latn	0.813	0.857 spa_Latn	0.857 spa_Latn	0.857 spa_Latn	0.680 hin_Deva	0.857 spa_Latn
azj_Latn	0.625	0.625 eng_Latn	0.625 eng_Latn	0.664 arb_Arab	0.654 hin_Deva	0.648 spa_Latn
bak_Cyrl	0.558	0.675 rus_Cyrl	0.558 eng_Latn	0.675 rus_Cyrl	0.681 hin_Deva	0.675 rus_Cyrl
bel_Cyrl	0.728	0.748 rus_Cyrl	0.748 rus_Cyrl	0.728 eng_Latn	0.715 arb_Arab	0.748 rus_Cyrl
ben_Beng	0.670	0.647 arb_Arab	0.692 hin_Deva	0.692 hin_Deva	0.692 hin_Deva	0.692 hin_Deva
bho_Deva	0.544	0.690 hin_Deva	0.690 hin_Deva	0.690 hin_Deva	0.610 arb_Arab	0.690 hin_Deva
bod_Tibt	0.417	0.544 cmn_Hani	0.544 cmn_Hani	0.522 hin_Deva	0.544 cmn_Hani	0.544 cmn_Hani
bos_Latn	0.697	0.697 eng_Latn	0.756 rus_Cyrl	0.715 spa_Latn	0.702 arb_Arab	0.715 spa_Latn
bul_Cyrl	0.748	0.783 rus_Cyrl	0.783 rus_Cyrl	0.787 spa_Latn	0.783 rus_Cyrl	0.783 rus_Cyrl
cat_Latn	0.806	0.808 spa_Latn	0.808 spa_Latn	0.808 spa_Latn	0.806 eng_Latn	0.808 spa_Latn
ceb_Latn	0.563	0.563 eng_Latn	0.563 eng_Latn	0.211 cmn_Hani	0.530 spa_Latn	0.530 spa_Latn
ces_Latn	0.760	0.760 eng_Latn	0.741 rus_Cyrl	0.760 eng_Latn	0.741 rus_Cyrl	0.741 rus_Cyrl
ckb_Arab	0.707	0.716 arb_Arab	0.692 hin_Deva	0.716 arb_Arab	0.703 rus_Cyrl	0.716 arb_Arab
crh_Latn	0.521	0.521 eng_Latn	0.521 eng_Latn	0.472 arb_Arab	0.402 cmn_Hani	0.551 spa_Latn
cym_Latn	0.593	0.593 eng_Latn	0.617 rus_Cyrl	0.593 eng_Latn	0.542 arb_Arab	0.636 spa_Latn
dan_Latn	0.792	0.792 eng_Latn	0.792 eng_Latn	0.792 eng_Latn	0.747 arb_Arab	0.792 eng_Latn
deu_Latn	0.714	0.714 eng_Latn	0.714 eng_Latn	0.714 eng_Latn	0.714 eng_Latn	0.706 spa_Latn
ekk_Latn	0.713	0.713 eng_Latn	0.713 eng_Latn	0.713 eng_Latn	0.729 rus_Cyrl	0.729 spa_Latn
ell_Grek	0.686	0.686 eng_Latn	0.733 rus_Cyrl	0.729 spa_Latn	0.733 rus_Cyrl	0.733 rus_Cyrl
epo_Latn	0.639	0.639 eng_Latn	0.639 eng_Latn	0.639 eng_Latn	0.628 rus_Cyrl	0.722 spa_Latn
eus_Latn	0.516	0.516 eng_Latn	0.516 eng_Latn	0.552 spa_Latn	0.588 hin_Deva	0.552 spa_Latn
fao_Latn	0.706	0.706 eng_Latn	0.706 eng_Latn	0.706 eng_Latn	0.710 arb_Arab	0.719 spa_Latn
fin_Latn	0.728	0.728 eng_Latn	0.728 eng_Latn	0.728 eng_Latn	0.728 rus_Cyrl	0.760 spa_Latn
fra_Latn	0.730	0.730 eng_Latn	0.805 spa_Latn	0.730 eng_Latn	0.730 eng_Latn	0.805 spa_Latn
fur_Latn	0.567	0.567 eng_Latn	0.545 spa_Latn	0.567 eng_Latn	0.605 hin_Deva	0.545 spa_Latn
gla_Latn	0.571	0.571 eng_Latn	0.612 rus_Cyrl	0.571 eng_Latn	0.576 arb_Arab	0.582 spa_Latn
gle_Latn	0.670	0.670 eng_Latn	0.574 rus_Cyrl	0.670 eng_Latn	0.688 spa_Latn	0.688 spa_Latn
glg_Latn	0.768	0.822 spa_Latn	0.822 spa_Latn	0.822 spa_Latn	0.822 spa_Latn	0.822 spa_Latn
gug_Latn	0.552	0.552 eng_Latn	0.552 eng_Latn	0.566 spa_Latn	0.566 spa_Latn	0.566 spa_Latn
guj_Gujr	0.573	0.582 arb_Arab	0.606 hin_Deva	0.606 hin_Deva	0.606 hin_Deva	0.606 hin_Deva
heb_Hebr	0.458	0.300 cmn_Hani	0.542 arb_Arab	0.542 arb_Arab	0.463 rus_Cyrl	0.542 arb_Arab
hin_Deva	0.650	0.697 arb_Arab	0.697 arb_Arab	0.697 arb_Arab	0.697 arb_Arab	0.697 arb_Arab
hrv_Latn	0.738	0.738 eng_Latn	0.746 rus_Cyrl	0.738 eng_Latn	0.746 rus_Cyrl	0.776 spa_Latn
hun_Latn	0.727	0.727 eng_Latn	0.727 eng_Latn	0.727 eng_Latn	0.721 rus_Cyrl	0.762 spa_Latn
hye_Armn	0.518	0.533 arb_Arab	0.518 eng_Latn	0.533 arb_Arab	0.512 rus_Cyrl	0.531 hin_Deva
ibo_Latn	0.574	0.574 eng_Latn	0.574 eng_Latn	0.563 spa_Latn	0.574 eng_Latn	0.563 spa_Latn
ilo_Latn	0.673	0.673 eng_Latn	0.673 eng_Latn	0.577 cmn_Hani	0.673 eng_Latn	0.716 spa_Latn
ind_Latn	0.594	0.594 eng_Latn	0.594 eng_Latn	0.443 hin_Deva	0.594 eng_Latn	0.594 eng_Latn
isl_Latn	0.707	0.707 eng_Latn	0.707 eng_Latn	0.707 eng_Latn	0.707 eng_Latn	0.726 spa_Latn
ita_Latn	0.764	0.762 spa_Latn	0.762 spa_Latn	0.762 spa_Latn	0.762 spa_Latn	0.762 spa_Latn
jav_Latn	0.580	0.580 eng_Latn	0.580 eng_Latn	0.215 cmn_Hani	0.529 hin_Deva	0.614 spa_Latn
jpn_Jpan	0.177	0.451 cmn_Hani	0.177 eng_Latn	0.451 cmn_Hani	0.260 hin_Deva	0.451 cmn_Hani
kan_Knda	0.531	0.567 arb_Arab	0.531 eng_Latn	0.638 hin_Deva	0.638 hin_Deva	0.638 hin_Deva
kat_Geor	0.644	0.640 arb_Arab	0.644 eng_Latn	0.640 arb_Arab	0.681 hin_Deva	0.681 hin_Deva
kaz_Cyrl	0.416	0.525 rus_Cyrl	0.416 eng_Latn	0.525 rus_Cyrl	0.315 cmn_Hani	0.525 rus_Cyrl
khm_Khmr	0.404	0.404 eng_Latn	0.404 eng_Latn	0.467 hin_Deva	0.404 eng_Latn	0.549 arb_Arab
kin_Latn	0.626	0.626 eng_Latn	0.626 eng_Latn	0.672 arb_Arab	0.626 eng_Latn	0.726 spa_Latn
kir_Cyrl	0.391	0.564 rus_Cyrl	0.391 eng_Latn	0.564 rus_Cyrl	0.455 hin_Deva	0.564 rus_Cyrl
kor_Hang	0.470	0.445 cmn_Hani	0.470 eng_Latn	0.445 cmn_Hani	0.445 cmn_Hani	0.551 hin_Deva

Table 15: Cross-Lingual Transfer Results of NER (Part 1): The first column is the target language. For each language similarity measure, we report both the source language selected based on similarity and also the evaluation results on target language using the source language. For mPLM-Sim, we report the layer achieving best performance (layer 1).

	ENG	LEX	GEN	GEO	FEA	mPLM-Sim
lij_Latn	0.431	0.431	eng_Latn	0.413	spa_Latn	0.413
lim_Latn	0.646	0.646	eng_Latn	0.646	eng_Latn	0.605
lin_Latn	0.486	0.486	eng_Latn	0.486	eng_Latn	0.519
lit_Latn	0.707	0.707	eng_Latn	0.699	rus_Cyrl	0.699
lmo_Latn	0.712	0.712	eng_Latn	0.706	spa_Latn	0.559
ltz_Latn	0.646	0.646	eng_Latn	0.646	eng_Latn	0.663
mal_Mlym	0.591	0.642	arb_Arab	0.591	eng_Latn	0.709
mar_Deva	0.583	0.725	hin_Deva	0.725	hin_Deva	0.725
min_Latn	0.405	0.405	eng_Latn	0.405	eng_Latn	0.423
mkd_Cyrl	0.696	0.767	rus_Cyrl	0.767	rus_Cyrl	0.767
mlt_Latn	0.667	0.667	eng_Latn	0.597	arb_Arab	0.732
mri_Latn	0.531	0.531	eng_Latn	0.531	eng_Latn	0.572
mya_Mymr	0.493	0.612	arb_Arab	0.455	cmn_Hani	0.607
nld_Latn	0.779	0.779	eng_Latn	0.779	eng_Latn	0.781
nno_Latn	0.762	0.762	eng_Latn	0.762	eng_Latn	0.762
oci_Latn	0.678	0.802	spa_Latn	0.802	spa_Latn	0.802
ory_Orya	0.230	0.262	arb_Arab	0.300	hin_Deva	0.300
pan_Guru	0.464	0.470	hin_Deva	0.470	hin_Deva	0.470
pes_Arab	0.386	0.606	arb_Arab	0.653	hin_Deva	0.606
plt_Latn	0.533	0.533	eng_Latn	0.533	eng_Latn	0.510
pol_Latn	0.754	0.754	eng_Latn	0.719	rus_Cyrl	0.719
por_Latn	0.745	0.803	spa_Latn	0.803	spa_Latn	0.803
ron_Latn	0.632	0.632	eng_Latn	0.746	spa_Latn	0.632
san_Deva	0.306	0.523	hin_Deva	0.523	hin_Deva	0.523
scn_Latn	0.676	0.676	eng_Latn	0.750	spa_Latn	0.750
sin_Sinh	0.536	0.560	arb_Arab	0.727	hin_Deva	0.727
slk_Latn	0.745	0.745	eng_Latn	0.721	rus_Cyrl	0.721
slv_Latn	0.766	0.766	eng_Latn	0.724	rus_Cyrl	0.724
snd_Arab	0.374	0.441	arb_Arab	0.530	hin_Deva	0.530
som_Latn	0.598	0.598	eng_Latn	0.562	arb_Arab	0.579
srp_Cyrl	0.627	0.586	rus_Cyrl	0.586	rus_Cyrl	0.586
sun_Latn	0.577	0.577	eng_Latn	0.577	eng_Latn	0.490
swe_Latn	0.632	0.632	eng_Latn	0.632	eng_Latn	0.632
swh_Latn	0.687	0.687	eng_Latn	0.687	eng_Latn	0.503
szl_Latn	0.670	0.670	eng_Latn	0.655	rus_Cyrl	0.670
tam_Taml	0.498	0.597	arb_Arab	0.498	eng_Latn	0.626
tat_Cyrl	0.630	0.715	rus_Cyrl	0.630	eng_Latn	0.715
tel_Telu	0.420	0.516	arb_Arab	0.420	eng_Latn	0.539
tgk_Cyrl	0.588	0.652	rus_Cyrl	0.598	hin_Deva	0.652
tgl_Latn	0.745	0.745	eng_Latn	0.745	eng_Latn	0.466
tha_Thai	0.049	0.074	cmn_Hani	0.049	eng_Latn	0.014
tuk_Latn	0.577	0.577	eng_Latn	0.577	eng_Latn	0.579
tur_Latn	0.712	0.712	eng_Latn	0.712	eng_Latn	0.707
uig_Arab	0.460	0.547	arb_Arab	0.460	eng_Latn	0.525
ukr_Cyrl	0.695	0.802	rus_Cyrl	0.802	rus_Cyrl	0.695
urd_Arab	0.596	0.689	arb_Arab	0.743	hin_Deva	0.743
uzn_Latn	0.713	0.713	eng_Latn	0.713	eng_Latn	0.716
vec_Latn	0.624	0.624	eng_Latn	0.680	spa_Latn	0.680
vie_Latn	0.654	0.654	eng_Latn	0.654	eng_Latn	0.406
war_Latn	0.554	0.554	eng_Latn	0.554	eng_Latn	0.425
ydd_Hebr	0.496	0.496	eng_Latn	0.496	eng_Latn	0.496
yor_Latn	0.614	0.614	eng_Latn	0.614	eng_Latn	0.612
yue_Hani	0.261	0.635	cmn_Hani	0.635	cmn_Hani	0.635
zsm_Latn	0.654	0.654	eng_Latn	0.654	eng_Latn	0.522

Table 16: Cross-Lingual Transfer Results of NER (Part 2): The first column is the target language. For each language similarity measure, we report both the source language selected based on similarity and also the evaluation results on target language using the source language. For mPLM-Sim, we report the layer achieving best performance (layer 1).

	ENG		LEX		GEN		GEO		FEA		mPLM-Sim
afr_Latn	0.850	0.850	eng_Latn	0.850	eng_Latn	0.599	arb_Arab	0.809	rus_Cyrl	0.854	spa_Latn
ajp_Arab	0.671	0.648	arb_Arab	0.648	arb_Arab	0.648	arb_Arab	0.651	hin_Deva	0.648	arb_Arab
amh_Ethi	0.648	0.645	cmn_Hani	0.670	arb_Arab	0.670	arb_Arab	0.704	hin_Deva	0.704	hin_Deva
bam_Latn	0.451	0.451	eng_Latn	0.451	eng_Latn	0.411	spa_Latn	0.484	hin_Deva	0.411	spa_Latn
bel_Cyrl	0.824	0.934	rus_Cyrl	0.934	rus_Cyrl	0.824	eng_Latn	0.719	arb_Arab	0.934	rus_Cyrl
ben_Beng	0.767	0.583	arb_Arab	0.803	hin_Deva	0.803	hin_Deva	0.803	hin_Deva	0.803	hin_Deva
bho_Deva	0.520	0.682	hin_Deva	0.682	hin_Deva	0.682	hin_Deva	0.536	arb_Arab	0.682	hin_Deva
bul_Cyrl	0.871	0.899	rus_Cyrl	0.899	rus_Cyrl	0.882	spa_Latn	0.899	rus_Cyrl	0.899	rus_Cyrl
cat_Latn	0.860	0.962	spa_Latn	0.962	spa_Latn	0.962	spa_Latn	0.860	eng_Latn	0.962	spa_Latn
ceb_Latn	0.605	0.605	eng_Latn	0.605	eng_Latn	0.481	cmn_Hani	0.634	spa_Latn	0.634	spa_Latn
ces_Latn	0.826	0.826	eng_Latn	0.874	rus_Cyrl	0.826	eng_Latn	0.874	rus_Cyrl	0.874	rus_Cyrl
cym_Latn	0.621	0.621	eng_Latn	0.612	rus_Cyrl	0.621	eng_Latn	0.602	arb_Arab	0.618	spa_Latn
dan_Latn	0.873	0.873	eng_Latn	0.873	eng_Latn	0.873	eng_Latn	0.640	arb_Arab	0.873	eng_Latn
deu_Latn	0.850	0.850	eng_Latn	0.850	eng_Latn	0.850	eng_Latn	0.850	eng_Latn	0.784	spa_Latn
ekk_Latn	0.815	0.815	eng_Latn	0.815	eng_Latn	0.815	eng_Latn	0.790	rus_Cyrl	0.790	rus_Cyrl
ell_Grek	0.822	0.822	eng_Latn	0.871	rus_Cyrl	0.834	spa_Latn	0.871	rus_Cyrl	0.871	rus_Cyrl
eus_Latn	0.625	0.625	eng_Latn	0.625	eng_Latn	0.681	spa_Latn	0.702	hin_Deva	0.681	spa_Latn
fao_Latn	0.869	0.869	eng_Latn	0.869	eng_Latn	0.869	eng_Latn	0.701	arb_Arab	0.876	spa_Latn
fin_Latn	0.771	0.771	eng_Latn	0.771	eng_Latn	0.771	eng_Latn	0.773	rus_Cyrl	0.773	rus_Cyrl
fra_Latn	0.838	0.838	eng_Latn	0.885	spa_Latn	0.838	eng_Latn	0.838	eng_Latn	0.885	spa_Latn
gla_Latn	0.571	0.571	eng_Latn	0.588	rus_Cyrl	0.571	eng_Latn	0.498	arb_Arab	0.548	spa_Latn
gle_Latn	0.578	0.578	eng_Latn	0.624	rus_Cyrl	0.578	eng_Latn	0.624	spa_Latn	0.624	spa_Latn
glg_Latn	0.796	0.864	spa_Latn	0.864	spa_Latn	0.864	spa_Latn	0.864	spa_Latn	0.864	spa_Latn
gug_Latn	0.213	0.213	eng_Latn	0.213	eng_Latn	0.256	spa_Latn	0.256	spa_Latn	0.256	spa_Latn
heb_Hebr	0.636	0.560	cmn_Hani	0.696	arb_Arab	0.696	arb_Arab	0.704	rus_Cyrl	0.696	arb_Arab
hin_Deva	0.665	0.612	arb_Arab	0.612	arb_Arab	0.612	arb_Arab	0.612	arb_Arab	0.612	arb_Arab
hrv_Latn	0.829	0.829	eng_Latn	0.899	rus_Cyrl	0.829	eng_Latn	0.899	rus_Cyrl	0.899	rus_Cyrl
hun_Latn	0.801	0.801	eng_Latn	0.801	eng_Latn	0.801	eng_Latn	0.740	rus_Cyrl	0.811	spa_Latn
hye_Armn	0.817	0.595	arb_Arab	0.817	eng_Latn	0.595	arb_Arab	0.846	rus_Cyrl	0.846	rus_Cyrl
ind_Latn	0.814	0.814	eng_Latn	0.814	eng_Latn	0.695	hin_Deva	0.814	eng_Latn	0.814	eng_Latn
isl_Latn	0.805	0.805	eng_Latn	0.805	eng_Latn	0.805	eng_Latn	0.805	eng_Latn	0.802	spa_Latn
ita_Latn	0.852	0.906	spa_Latn	0.906	spa_Latn	0.906	spa_Latn	0.906	spa_Latn	0.906	spa_Latn
jav_Latn	0.742	0.742	eng_Latn	0.742	eng_Latn	0.543	cmn_Hani	0.645	hin_Deva	0.731	spa_Latn
jpn_Jpan	0.165	0.534	cmn_Hani	0.165	eng_Latn	0.534	cmn_Hani	0.402	hin_Deva	0.534	cmn_Hani
kaz_Cyrl	0.724	0.739	rus_Cyrl	0.724	eng_Latn	0.739	rus_Cyrl	0.545	cmn_Hani	0.739	rus_Cyrl
kmr_Latn	0.748	0.748	eng_Latn	0.719	hin_Deva	0.646	arb_Arab	0.748	eng_Latn	0.777	spa_Latn
kor_Hang	0.497	0.447	cmn_Hani	0.497	eng_Latn	0.447	cmn_Hani	0.447	cmn_Hani	0.491	hin_Deva
lij_Latn	0.739	0.739	eng_Latn	0.819	spa_Latn	0.819	spa_Latn	0.685	hin_Deva	0.819	spa_Latn
lit_Latn	0.787	0.787	eng_Latn	0.840	rus_Cyrl	0.787	eng_Latn	0.840	rus_Cyrl	0.840	rus_Cyrl
mal_Mlym	0.847	0.680	arb_Arab	0.847	eng_Latn	0.804	hin_Deva	0.804	hin_Deva	0.804	hin_Deva
mar_Deva	0.813	0.830	hin_Deva	0.830	hin_Deva	0.830	hin_Deva	0.830	hin_Deva	0.830	hin_Deva
mlt_Latn	0.776	0.776	eng_Latn	0.603	arb_Arab	0.798	spa_Latn	0.787	rus_Cyrl	0.798	spa_Latn
nld_Latn	0.874	0.874	eng_Latn	0.874	eng_Latn	0.874	eng_Latn	0.874	eng_Latn	0.855	spa_Latn
pes_Arab	0.675	0.690	arb_Arab	0.709	hin_Deva	0.690	arb_Arab	0.709	hin_Deva	0.690	arb_Arab
pol_Latn	0.791	0.791	eng_Latn	0.881	rus_Cyrl	0.791	eng_Latn	0.881	rus_Cyrl	0.881	rus_Cyrl
por_Latn	0.857	0.910	spa_Latn	0.910	spa_Latn	0.910	spa_Latn	0.857	eng_Latn	0.910	spa_Latn
ron_Latn	0.747	0.747	eng_Latn	0.816	spa_Latn	0.747	eng_Latn	0.794	rus_Cyrl	0.816	spa_Latn
san_Deva	0.217	0.319	hin_Deva	0.319	hin_Deva	0.319	hin_Deva	0.319	hin_Deva	0.319	hin_Deva
sin_Sinh	0.546	0.520	arb_Arab	0.652	hin_Deva	0.652	hin_Deva	0.652	hin_Deva	0.652	hin_Deva
slk_Latn	0.820	0.820	eng_Latn	0.865	rus_Cyrl	0.820	eng_Latn	0.743	hin_Deva	0.865	rus_Cyrl
slv_Latn	0.743	0.743	eng_Latn	0.805	rus_Cyrl	0.743	eng_Latn	0.805	rus_Cyrl	0.805	rus_Cyrl
swe_Latn	0.891	0.891	eng_Latn	0.891	eng_Latn	0.891	eng_Latn	0.891	eng_Latn	0.891	eng_Latn
tam_Taml	0.733	0.586	arb_Arab	0.733	eng_Latn	0.771	hin_Deva	0.771	hin_Deva	0.771	hin_Deva
tat_Cyrl	0.675	0.692	rus_Cyrl	0.675	eng_Latn	0.692	rus_Cyrl	0.587	arb_Arab	0.692	rus_Cyrl
tel_Telu	0.791	0.653	arb_Arab	0.791	eng_Latn	0.781	hin_Deva	0.781	hin_Deva	0.781	hin_Deva
tgl_Latn	0.695	0.695	eng_Latn	0.695	eng_Latn	0.416	cmn_Hani	0.719	spa_Latn	0.719	spa_Latn
tha_Thai	0.502	0.499	cmn_Hani	0.502	eng_Latn	0.453	hin_Deva	0.502	eng_Latn	0.499	cmn_Hani
tur_Latn	0.671	0.671	eng_Latn	0.671	eng_Latn	0.522	arb_Arab	0.671	rus_Cyrl	0.697	spa_Latn
uig_Arab	0.660	0.536	arb_Arab	0.660	eng_Latn	0.670	rus_Cyrl	0.525	cmn_Hani	0.687	hin_Deva
ukr_Cyrl	0.821	0.918	rus_Cyrl	0.918	rus_Cyrl	0.821	eng_Latn	0.918	rus_Cyrl	0.918	rus_Cyrl
urd_Arab	0.589	0.580	arb_Arab	0.889	hin_Deva	0.889	hin_Deva	0.889	hin_Deva	0.889	hin_Deva
vie_Latn	0.648	0.648	eng_Latn	0.648	eng_Latn	0.442	cmn_Hani	0.648	eng_Latn	0.658	rus_Cyrl
wol_Latn	0.606	0.606	eng_Latn	0.606	eng_Latn	0.679	spa_Latn	0.606	eng_Latn	0.679	spa_Latn
yor_Latn	0.644	0.644	eng_Latn	0.644	eng_Latn	0.651	spa_Latn	0.658	rus_Cyrl	0.651	spa_Latn
yue_Hani	0.196	0.787	cmn_Hani	0.787	cmn_Hani	0.787	cmn_Hani	0.787	cmn_Hani	0.787	cmn_Hani

Table 17: Cross-Lingual Transfer Results of POS: The first column is the target language. For each language similarity measure, we report both the source language selected based on similarity and also the evaluation results on target language using the source language. For mPLM-Sim, we report the layer achieving best performance (layer 2).

	ENG	LEX	GEN	GEO	FEA	mPLM-Sim					
afr_Latn	0.732	0.732	eng_Latn	0.732	eng_Latn	0.589	arb_Arab	0.701	rus_Cyrl	0.732	eng_Latn
als_Latn	0.708	0.708	eng_Latn	0.721	rus_Cyrl	0.727	spa_Latn	0.727	spa_Latn	0.727	spa_Latn
amh_Ethi	0.557	0.470	cmn_Hani	0.532	arb_Arab	0.532	arb_Arab	0.611	hin_Deva	0.611	hin_Deva
azj_Latn	0.773	0.773	eng_Latn	0.773	eng_Latn	0.705	arb_Arab	0.793	hin_Deva	0.793	hin_Deva
ben_Beng	0.676	0.625	arb_Arab	0.768	hin_Deva	0.768	hin_Deva	0.768	hin_Deva	0.768	hin_Deva
cat_Latn	0.731	0.833	spa_Latn	0.833	spa_Latn	0.833	spa_Latn	0.731	eng_Latn	0.833	spa_Latn
cym_Latn	0.492	0.492	eng_Latn	0.495	rus_Cyrl	0.492	eng_Latn	0.433	arb_Arab	0.480	spa_Latn
dan_Latn	0.838	0.838	eng_Latn	0.838	eng_Latn	0.838	eng_Latn	0.720	arb_Arab	0.838	eng_Latn
deu_Latn	0.759	0.759	eng_Latn	0.759	eng_Latn	0.759	eng_Latn	0.759	eng_Latn	0.726	spa_Latn
ell_Grek	0.715	0.715	eng_Latn	0.729	rus_Cyrl	0.717	spa_Latn	0.729	rus_Cyrl	0.729	rus_Cyrl
fin_Latn	0.677	0.677	eng_Latn	0.677	eng_Latn	0.677	eng_Latn	0.701	rus_Cyrl	0.701	rus_Cyrl
fra_Latn	0.812	0.812	eng_Latn	0.816	spa_Latn	0.812	eng_Latn	0.812	eng_Latn	0.816	spa_Latn
heb_Hebr	0.697	0.576	cmn_Hani	0.691	arb_Arab	0.691	arb_Arab	0.714	rus_Cyrl	0.691	arb_Arab
hun_Latn	0.673	0.673	eng_Latn	0.673	eng_Latn	0.673	eng_Latn	0.698	rus_Cyrl	0.698	rus_Cyrl
hye_Armen	0.781	0.729	arb_Arab	0.781	eng_Latn	0.729	arb_Arab	0.780	rus_Cyrl	0.780	rus_Cyrl
ind_Latn	0.819	0.819	eng_Latn	0.819	eng_Latn	0.779	hin_Deva	0.819	eng_Latn	0.819	eng_Latn
isl_Latn	0.658	0.658	eng_Latn	0.658	eng_Latn	0.658	eng_Latn	0.658	eng_Latn	0.664	rus_Cyrl
ita_Latn	0.772	0.817	spa_Latn	0.817	spa_Latn	0.817	spa_Latn	0.817	spa_Latn	0.817	spa_Latn
jav_Latn	0.507	0.507	eng_Latn	0.507	eng_Latn	0.416	cmn_Hani	0.504	hin_Deva	0.495	spa_Latn
jpn_Jpan	0.384	0.448	cmn_Hani	0.384	eng_Latn	0.448	cmn_Hani	0.363	hin_Deva	0.448	cmn_Hani
kan_Knda	0.682	0.628	arb_Arab	0.682	eng_Latn	0.729	hin_Deva	0.729	hin_Deva	0.729	hin_Deva
kat_Geor	0.618	0.605	arb_Arab	0.618	eng_Latn	0.605	arb_Arab	0.620	hin_Deva	0.620	hin_Deva
khm_Khmr	0.655	0.655	eng_Latn	0.655	eng_Latn	0.636	hin_Deva	0.655	eng_Latn	0.611	arb_Arab
kor_Hang	0.758	0.643	cmn_Hani	0.758	eng_Latn	0.643	cmn_Hani	0.643	cmn_Hani	0.768	hin_Deva
lvs_Latn	0.661	0.661	eng_Latn	0.661	eng_Latn	0.661	eng_Latn	0.651	hin_Deva	0.722	rus_Cyrl
mal_Mlym	0.717	0.678	arb_Arab	0.717	eng_Latn	0.764	hin_Deva	0.764	hin_Deva	0.764	hin_Deva
mya_Mymr	0.688	0.656	arb_Arab	0.616	cmn_Hani	0.707	hin_Deva	0.688	eng_Latn	0.707	hin_Deva
nld_Latn	0.813	0.813	eng_Latn	0.813	eng_Latn	0.813	eng_Latn	0.813	eng_Latn	0.813	eng_Latn
nob_Latn	0.847	0.847	eng_Latn	0.847	eng_Latn	0.847	eng_Latn	0.847	eng_Latn	0.847	eng_Latn
pes_Arab	0.831	0.780	arb_Arab	0.817	hin_Deva	0.780	arb_Arab	0.817	hin_Deva	0.817	hin_Deva
pol_Latn	0.768	0.768	eng_Latn	0.788	rus_Cyrl	0.768	eng_Latn	0.788	rus_Cyrl	0.788	rus_Cyrl
por_Latn	0.793	0.839	spa_Latn	0.839	spa_Latn	0.839	spa_Latn	0.793	eng_Latn	0.839	spa_Latn
ron_Latn	0.791	0.791	eng_Latn	0.814	spa_Latn	0.791	eng_Latn	0.790	rus_Cyrl	0.814	spa_Latn
slv_Latn	0.643	0.643	eng_Latn	0.720	rus_Cyrl	0.643	eng_Latn	0.720	rus_Cyrl	0.720	rus_Cyrl
swe_Latn	0.834	0.834	eng_Latn	0.834	eng_Latn	0.834	eng_Latn	0.834	eng_Latn	0.834	eng_Latn
swb_Latn	0.465	0.465	eng_Latn	0.465	eng_Latn	0.468	arb_Arab	0.499	spa_Latn	0.499	spa_Latn
tam_Taml	0.698	0.657	arb_Arab	0.698	eng_Latn	0.737	hin_Deva	0.737	hin_Deva	0.737	hin_Deva
tel_Telu	0.695	0.657	arb_Arab	0.695	eng_Latn	0.756	hin_Deva	0.756	hin_Deva	0.756	hin_Deva
tgl_Latn	0.752	0.752	eng_Latn	0.752	eng_Latn	0.648	cmn_Hani	0.723	spa_Latn	0.723	spa_Latn
tha_Thai	0.791	0.714	cmn_Hani	0.791	eng_Latn	0.752	hin_Deva	0.791	eng_Latn	0.714	cmn_Hani
tur_Latn	0.747	0.747	eng_Latn	0.747	eng_Latn	0.650	arb_Arab	0.731	rus_Cyrl	0.786	hin_Deva
urd_Arab	0.716	0.686	arb_Arab	0.806	hin_Deva	0.806	hin_Deva	0.806	hin_Deva	0.806	hin_Deva
vie_Latn	0.771	0.771	eng_Latn	0.771	eng_Latn	0.680	cmn_Hani	0.771	eng_Latn	0.771	eng_Latn
zsm_Latn	0.754	0.754	eng_Latn	0.754	eng_Latn	0.731	hin_Deva	0.754	eng_Latn	0.754	eng_Latn

Table 18: Cross-Lingual Transfer Result of MASSIVE: The first column is the target language. For each language similarity measure, we report both the source language selected based on similarity and also the evaluation results on target language using the source language. For mPLM-Sim, we report the layer achieving best performance (layer 8).

	ENG	LEX	GEN	GEO	FEA	mPLM-Sim
ace_Latn	0.624	0.624 eng_Latn	0.624 eng_Latn	0.726 hin_Deva	0.624 eng_Latn	0.654 spa_Latn
afr_Latn	0.600	0.600 eng_Latn	0.600 eng_Latn	0.455 arb_Arab	0.522 rus_Cyrl	0.604 spa_Latn
aka_Latn	0.518	0.518 eng_Latn	0.518 eng_Latn	0.471 spa_Latn	0.469 hin_Deva	0.471 spa_Latn
als_Latn	0.575	0.575 eng_Latn	0.557 rus_Cyrl	0.536 spa_Latn	0.557 rus_Cyrl	0.536 spa_Latn
ary_Arab	0.421	0.484 arb_Arab	0.484 arb_Arab	0.465 spa_Latn	0.421 eng_Latn	0.484 arb_Arab
arz_Arab	0.325	0.430 arb_Arab	0.430 arb_Arab	0.430 arb_Arab	0.325 eng_Latn	0.430 arb_Arab
asm_Beng	0.574	0.548 arb_Arab	0.600 hin_Deva	0.600 hin_Deva	0.600 hin_Deva	0.600 hin_Deva
ayr_Latn	0.694	0.694 eng_Latn	0.694 eng_Latn	0.645 spa_Latn	0.564 cmn_Hani	0.685 hin_Deva
azb_Arab	0.527	0.585 arb_Arab	0.527 eng_Latn	0.585 arb_Arab	0.639 hin_Deva	0.639 hin_Deva
bak_Cyrl	0.632	0.667 rus_Cyrl	0.632 eng_Latn	0.667 rus_Cyrl	0.635 hin_Deva	0.667 rus_Cyrl
bam_Latn	0.487	0.487 eng_Latn	0.487 eng_Latn	0.617 spa_Latn	0.531 hin_Deva	0.617 spa_Latn
ban_Latn	0.446	0.446 eng_Latn	0.446 eng_Latn	0.483 cmn_Hani	0.497 hin_Deva	0.489 spa_Latn
bel_Cyrl	0.622	0.571 rus_Cyrl	0.571 rus_Cyrl	0.622 eng_Latn	0.530 arb_Arab	0.571 rus_Cyrl
bem_Latn	0.418	0.418 eng_Latn	0.418 eng_Latn	0.477 arb_Arab	0.517 spa_Latn	0.517 spa_Latn
ben_Beng	0.667	0.568 arb_Arab	0.634 hin_Deva	0.634 hin_Deva	0.634 hin_Deva	0.634 hin_Deva
bul_Cyrl	0.612	0.618 rus_Cyrl	0.618 rus_Cyrl	0.574 spa_Latn	0.618 rus_Cyrl	0.618 rus_Cyrl
cat_Latn	0.496	0.614 spa_Latn	0.614 spa_Latn	0.614 spa_Latn	0.496 eng_Latn	0.614 spa_Latn
ceb_Latn	0.565	0.565 eng_Latn	0.565 eng_Latn	0.565 cmn_Hani	0.456 spa_Latn	0.456 spa_Latn
ces_Latn	0.620	0.620 eng_Latn	0.577 rus_Cyrl	0.620 eng_Latn	0.577 rus_Cyrl	0.577 rus_Cyrl
ckb_Arab	0.544	0.539 arb_Arab	0.622 hin_Deva	0.539 arb_Arab	0.589 rus_Cyrl	0.539 arb_Arab
cym_Latn	0.488	0.488 eng_Latn	0.435 rus_Cyrl	0.488 eng_Latn	0.469 arb_Arab	0.501 spa_Latn
dan_Latn	0.556	0.556 eng_Latn	0.556 eng_Latn	0.556 eng_Latn	0.401 arb_Arab	0.556 eng_Latn
deu_Latn	0.559	0.559 eng_Latn	0.559 eng_Latn	0.559 eng_Latn	0.559 eng_Latn	0.561 spa_Latn
dyu_Latn	0.520	0.520 eng_Latn	0.520 eng_Latn	0.587 spa_Latn	0.568 hin_Deva	0.587 spa_Latn
dzo_Tibt	0.495	0.612 arb_Arab	0.682 cmn_Hani	0.681 hin_Deva	0.681 hin_Deva	0.681 hin_Deva
ell_Grek	0.532	0.532 eng_Latn	0.547 rus_Cyrl	0.485 spa_Latn	0.547 rus_Cyrl	0.547 rus_Cyrl
epo_Latn	0.548	0.548 eng_Latn	0.548 eng_Latn	0.548 eng_Latn	0.511 rus_Cyrl	0.530 spa_Latn
eus_Latn	0.196	0.196 eng_Latn	0.196 eng_Latn	0.299 spa_Latn	0.268 hin_Deva	0.299 spa_Latn
ewe_Latn	0.480	0.480 eng_Latn	0.480 eng_Latn	0.589 spa_Latn	0.530 hin_Deva	0.589 spa_Latn
fao_Latn	0.658	0.658 eng_Latn	0.658 eng_Latn	0.658 eng_Latn	0.591 arb_Arab	0.526 spa_Latn
fij_Latn	0.512	0.512 eng_Latn	0.512 eng_Latn	0.525 cmn_Hani	0.576 spa_Latn	0.576 spa_Latn
fin_Latn	0.465	0.465 eng_Latn	0.465 eng_Latn	0.465 eng_Latn	0.518 rus_Cyrl	0.518 rus_Cyrl
fon_Latn	0.462	0.462 eng_Latn	0.462 eng_Latn	0.562 spa_Latn	0.462 eng_Latn	0.562 spa_Latn
fra_Latn	0.566	0.566 eng_Latn	0.627 spa_Latn	0.566 eng_Latn	0.566 eng_Latn	0.627 spa_Latn
gla_Latn	0.489	0.489 eng_Latn	0.476 rus_Cyrl	0.489 eng_Latn	0.464 arb_Arab	0.503 spa_Latn
gle_Latn	0.375	0.375 eng_Latn	0.387 rus_Cyrl	0.375 eng_Latn	0.502 spa_Latn	0.502 spa_Latn
gug_Latn	0.396	0.396 eng_Latn	0.396 eng_Latn	0.561 spa_Latn	0.561 spa_Latn	0.561 spa_Latn
guj_Gujr	0.717	0.646 arb_Arab	0.680 hin_Deva	0.680 hin_Deva	0.680 hin_Deva	0.680 hin_Deva
hat_Latn	0.571	0.571 eng_Latn	0.644 spa_Latn	0.571 eng_Latn	0.584 arb_Arab	0.644 spa_Latn
hau_Latn	0.486	0.486 eng_Latn	0.560 arb_Arab	0.550 spa_Latn	0.486 eng_Latn	0.550 spa_Latn
heb_Hebr	0.398	0.391 cmn_Hani	0.359 arb_Arab	0.359 arb_Arab	0.373 rus_Cyrl	0.359 arb_Arab
hin_Deva	0.705	0.618 arb_Arab	0.618 arb_Arab	0.618 arb_Arab	0.618 arb_Arab	0.618 arb_Arab
hne_Deva	0.711	0.711 hin_Deva	0.711 hin_Deva	0.711 hin_Deva	0.711 hin_Deva	0.711 hin_Deva
hrv_Latn	0.569	0.569 eng_Latn	0.680 rus_Cyrl	0.569 eng_Latn	0.680 rus_Cyrl	0.680 rus_Cyrl
hun_Latn	0.540	0.540 eng_Latn	0.540 eng_Latn	0.540 eng_Latn	0.609 rus_Cyrl	0.609 rus_Cyrl

Table 19: Cross-Lingual Transfer Results of Taxi1500 (Part 1): The first column is the target language. For each language similarity measure, we report both the source language selected based on similarity and also the evaluation results on target language using the source language. For mPLM-Sim, we report the layer achieving best performance (layer 4).

	ENG	LEX	GEN	GEO	FEA	mPLM-Sim
hye_Armn	0.650	0.678 arb_Arab	0.650 eng_Latn	0.678 arb_Arab	0.654 rus_Cyrl	0.654 rus_Cyrl
ibo_Latn	0.544	0.544 eng_Latn	0.544 eng_Latn	0.566 spa_Latn	0.544 eng_Latn	0.566 spa_Latn
ilo_Latn	0.511	0.511 eng_Latn	0.511 eng_Latn	0.463 cmn_Hani	0.511 eng_Latn	0.591 spa_Latn
ind_Latn	0.720	0.720 eng_Latn	0.720 eng_Latn	0.795 hin_Deva	0.720 eng_Latn	0.720 eng_Latn
isl_Latn	0.497	0.497 eng_Latn	0.497 eng_Latn	0.497 eng_Latn	0.497 eng_Latn	0.602 spa_Latn
ita_Latn	0.608	0.593 spa_Latn	0.593 spa_Latn	0.593 spa_Latn	0.593 spa_Latn	0.593 spa_Latn
jav_Latn	0.445	0.445 eng_Latn	0.445 eng_Latn	0.428 cmn_Hani	0.441 hin_Deva	0.516 spa_Latn
kab_Latn	0.259	0.259 eng_Latn	0.368 arb_Arab	0.396 spa_Latn	0.259 eng_Latn	0.396 spa_Latn
kac_Latn	0.451	0.451 eng_Latn	0.580 cmn_Hani	0.483 hin_Deva	0.580 cmn_Hani	0.483 hin_Deva
kan_Knda	0.673	0.637 arb_Arab	0.673 eng_Latn	0.640 hin_Deva	0.640 hin_Deva	0.640 hin_Deva
kat_Geor	0.558	0.464 arb_Arab	0.558 eng_Latn	0.464 arb_Arab	0.672 hin_Deva	0.672 hin_Deva
kaz_Cyrl	0.587	0.636 rus_Cyrl	0.587 eng_Latn	0.636 rus_Cyrl	0.629 hin_Deva	0.636 rus_Cyrl
kbp_Latn	0.357	0.357 eng_Latn	0.357 eng_Latn	0.361 spa_Latn	0.357 eng_Latn	0.378 hin_Deva
khm_Khmr	0.653	0.653 eng_Latn	0.653 eng_Latn	0.679 hin_Deva	0.653 eng_Latn	0.679 hin_Deva
kik_Latn	0.384	0.384 eng_Latn	0.384 eng_Latn	0.456 arb_Arab	0.555 spa_Latn	0.555 spa_Latn
kin_Latn	0.431	0.431 eng_Latn	0.431 eng_Latn	0.530 arb_Arab	0.431 eng_Latn	0.619 spa_Latn
kir_Cyrl	0.623	0.601 rus_Cyrl	0.623 eng_Latn	0.601 rus_Cyrl	0.750 hin_Deva	0.601 rus_Cyrl
kng_Latn	0.353	0.353 eng_Latn	0.353 eng_Latn	0.455 arb_Arab	0.455 arb_Arab	0.381 spa_Latn
kor_Hang	0.614	0.602 cmn_Hani	0.614 eng_Latn	0.602 cmn_Hani	0.602 cmn_Hani	0.686 hin_Deva
lao_Lao	0.689	0.689 eng_Latn	0.689 eng_Latn	0.711 cmn_Hani	0.689 eng_Latn	0.711 cmn_Hani
lin_Latn	0.504	0.504 eng_Latn	0.504 eng_Latn	0.541 arb_Arab	0.504 eng_Latn	0.450 spa_Latn
lit_Latn	0.566	0.566 eng_Latn	0.594 rus_Cyrl	0.566 eng_Latn	0.594 rus_Cyrl	0.594 rus_Cyrl
ltz_Latn	0.546	0.546 eng_Latn	0.546 eng_Latn	0.546 eng_Latn	0.547 spa_Latn	0.547 spa_Latn
lug_Latn	0.474	0.474 eng_Latn	0.474 eng_Latn	0.564 arb_Arab	0.510 spa_Latn	0.510 spa_Latn
luo_Latn	0.394	0.394 eng_Latn	0.394 eng_Latn	0.435 arb_Arab	0.394 eng_Latn	0.427 spa_Latn
mai_Deva	0.698	0.724 hin_Deva	0.724 hin_Deva	0.724 hin_Deva	0.724 hin_Deva	0.724 hin_Deva
mar_Deva	0.720	0.665 hin_Deva	0.665 hin_Deva	0.665 hin_Deva	0.665 hin_Deva	0.665 hin_Deva
min_Latn	0.482	0.482 eng_Latn	0.482 eng_Latn	0.464 hin_Deva	0.482 eng_Latn	0.552 spa_Latn
mkd_Cyrl	0.701	0.648 rus_Cyrl	0.648 rus_Cyrl	0.629 spa_Latn	0.648 rus_Cyrl	0.648 rus_Cyrl
mlt_Latn	0.503	0.503 eng_Latn	0.519 arb_Arab	0.527 spa_Latn	0.556 rus_Cyrl	0.527 spa_Latn
mos_Latn	0.360	0.360 eng_Latn	0.360 eng_Latn	0.506 spa_Latn	0.360 eng_Latn	0.506 spa_Latn
mri_Latn	0.522	0.522 eng_Latn	0.522 eng_Latn	0.391 cmn_Hani	0.522 eng_Latn	0.484 spa_Latn
mya_Mymr	0.581	0.574 arb_Arab	0.537 cmn_Hani	0.674 hin_Deva	0.581 eng_Latn	0.674 hin_Deva
nld_Latn	0.713	0.713 eng_Latn	0.713 eng_Latn	0.713 eng_Latn	0.713 eng_Latn	0.628 spa_Latn
nno_Latn	0.704	0.704 eng_Latn	0.704 eng_Latn	0.704 eng_Latn	0.691 hin_Deva	0.704 eng_Latn
nob_Latn	0.656	0.656 eng_Latn	0.656 eng_Latn	0.656 eng_Latn	0.656 eng_Latn	0.656 eng_Latn
npi_Deva	0.694	0.712 hin_Deva	0.712 hin_Deva	0.694 eng_Latn	0.712 hin_Deva	0.712 hin_Deva
nso_Latn	0.514	0.514 eng_Latn	0.514 eng_Latn	0.519 arb_Arab	0.519 arb_Arab	0.564 spa_Latn
nya_Latn	0.560	0.560 eng_Latn	0.560 eng_Latn	0.584 arb_Arab	0.584 arb_Arab	0.624 spa_Latn
ory_Orya	0.698	0.635 arb_Arab	0.683 hin_Deva	0.698 eng_Latn	0.683 hin_Deva	0.683 hin_Deva
pag_Latn	0.618	0.618 eng_Latn	0.618 eng_Latn	0.572 cmn_Hani	0.610 spa_Latn	0.610 spa_Latn
pan_Guru	0.709	0.675 hin_Deva	0.675 hin_Deva	0.675 hin_Deva	0.675 hin_Deva	0.675 hin_Deva
pap_Latn	0.572	0.572 eng_Latn	0.538 spa_Latn	0.538 spa_Latn	0.607 arb_Arab	0.538 spa_Latn
pes_Arab	0.624	0.619 arb_Arab	0.668 hin_Deva	0.619 arb_Arab	0.668 hin_Deva	0.668 hin_Deva

Table 20: Cross-Lingual Transfer Results of Taxi1500 (Part 2): The first column is the target language. For each language similarity measure, we report both the source language selected based on similarity and also the evaluation results on target language using the source language. For mPLM-Sim, we report the layer achieving best performance (layer 4).

	ENG	LEX	GEN	GEO	FEA	mPLM-Sim
plt_Latn	0.503	0.503 eng_Latn	0.503 eng_Latn	0.495 arb_Arab	0.627 rus_Cyrl	0.562 spa_Latn
pol_Latn	0.690	0.690 eng_Latn	0.690 rus_Cyrl	0.690 eng_Latn	0.690 rus_Cyrl	0.690 rus_Cyrl
por_Latn	0.615	0.605 spa_Latn	0.605 spa_Latn	0.605 spa_Latn	0.615 eng_Latn	0.605 spa_Latn
prs_Arab	0.677	0.653 arb_Arab	0.665 hin_Deva	0.665 hin_Deva	0.691 cmn_Hani	0.665 hin_Deva
quy_Latn	0.696	0.696 eng_Latn	0.696 eng_Latn	0.693 spa_Latn	0.718 hin_Deva	0.693 spa_Latn
ron_Latn	0.582	0.582 eng_Latn	0.617 spa_Latn	0.582 eng_Latn	0.589 rus_Cyrl	0.617 spa_Latn
run_Latn	0.470	0.470 eng_Latn	0.470 eng_Latn	0.508 arb_Arab	0.546 hin_Deva	0.504 spa_Latn
sag_Latn	0.476	0.476 eng_Latn	0.476 eng_Latn	0.491 arb_Arab	0.476 eng_Latn	0.442 spa_Latn
sin_Sinh	0.582	0.652 arb_Arab	0.663 hin_Deva	0.663 hin_Deva	0.663 hin_Deva	0.663 hin_Deva
slk_Latn	0.568	0.568 eng_Latn	0.592 rus_Cyrl	0.568 eng_Latn	0.635 hin_Deva	0.592 rus_Cyrl
slv_Latn	0.635	0.635 eng_Latn	0.718 rus_Cyrl	0.635 eng_Latn	0.718 rus_Cyrl	0.718 rus_Cyrl
smo_Latn	0.600	0.600 eng_Latn	0.600 eng_Latn	0.630 cmn_Hani	0.549 arb_Arab	0.625 spa_Latn
sna_Latn	0.443	0.443 eng_Latn	0.443 eng_Latn	0.444 arb_Arab	0.555 spa_Latn	0.555 spa_Latn
snd_Arab	0.694	0.621 arb_Arab	0.726 hin_Deva	0.726 hin_Deva	0.726 hin_Deva	0.726 hin_Deva
som_Latn	0.355	0.355 eng_Latn	0.454 arb_Arab	0.454 arb_Arab	0.424 hin_Deva	0.485 spa_Latn
sot_Latn	0.441	0.441 eng_Latn	0.441 eng_Latn	0.537 arb_Arab	0.537 arb_Arab	0.516 spa_Latn
ssw_Latn	0.437	0.437 eng_Latn	0.437 eng_Latn	0.424 arb_Arab	0.424 arb_Arab	0.497 spa_Latn
sun_Latn	0.493	0.493 eng_Latn	0.493 eng_Latn	0.548 hin_Deva	0.493 eng_Latn	0.514 spa_Latn
swe_Latn	0.665	0.665 eng_Latn	0.665 eng_Latn	0.665 eng_Latn	0.665 eng_Latn	0.665 eng_Latn
swl_Latn	0.642	0.642 eng_Latn	0.642 eng_Latn	0.558 arb_Arab	0.574 spa_Latn	0.574 spa_Latn
tam_Taml	0.684	0.643 arb_Arab	0.684 eng_Latn	0.695 hin_Deva	0.695 hin_Deva	0.695 hin_Deva
tat_Cyrl	0.670	0.664 rus_Cyrl	0.670 eng_Latn	0.664 rus_Cyrl	0.648 arb_Arab	0.664 rus_Cyrl
tel_Telu	0.557	0.594 arb_Arab	0.557 eng_Latn	0.684 hin_Deva	0.684 hin_Deva	0.684 hin_Deva
tgk_Cyrl	0.490	0.724 rus_Cyrl	0.493 hin_Deva	0.724 rus_Cyrl	0.426 arb_Arab	0.724 rus_Cyrl
tgl_Latn	0.628	0.628 eng_Latn	0.628 eng_Latn	0.563 cmn_Hani	0.567 spa_Latn	0.567 spa_Latn
tha_Thai	0.600	0.669 cmn_Hani	0.600 eng_Latn	0.651 hin_Deva	0.600 eng_Latn	0.669 cmn_Hani
tir_Ethi	0.487	0.497 cmn_Hani	0.531 arb_Arab	0.531 arb_Arab	0.601 hin_Deva	0.601 hin_Deva
tpi_Latn	0.621	0.621 eng_Latn	0.621 eng_Latn	0.579 cmn_Hani	0.621 eng_Latn	0.609 spa_Latn
tsn_Latn	0.397	0.397 eng_Latn	0.397 eng_Latn	0.447 arb_Arab	0.413 cmn_Hani	0.495 spa_Latn
tuk_Latn	0.537	0.537 eng_Latn	0.537 eng_Latn	0.649 arb_Arab	0.592 cmn_Hani	0.604 hin_Deva
tum_Latn	0.559	0.559 eng_Latn	0.559 eng_Latn	0.528 arb_Arab	0.642 hin_Deva	0.533 spa_Latn
tur_Latn	0.609	0.609 eng_Latn	0.609 eng_Latn	0.602 arb_Arab	0.615 rus_Cyrl	0.640 hin_Deva
twi_Latn	0.532	0.532 eng_Latn	0.532 eng_Latn	0.507 spa_Latn	0.532 eng_Latn	0.507 spa_Latn
ukr_Cyrl	0.506	0.558 rus_Cyrl	0.558 rus_Cyrl	0.506 eng_Latn	0.558 rus_Cyrl	0.558 rus_Cyrl
vie_Latn	0.642	0.642 eng_Latn	0.642 eng_Latn	0.656 cmn_Hani	0.642 eng_Latn	0.614 rus_Cyrl
war_Latn	0.449	0.449 eng_Latn	0.449 eng_Latn	0.472 cmn_Hani	0.472 cmn_Hani	0.505 spa_Latn
wol_Latn	0.396	0.396 eng_Latn	0.396 eng_Latn	0.400 spa_Latn	0.396 eng_Latn	0.400 spa_Latn
xho_Latn	0.486	0.486 eng_Latn	0.486 eng_Latn	0.507 arb_Arab	0.486 eng_Latn	0.422 spa_Latn
yor_Latn	0.542	0.542 eng_Latn	0.542 eng_Latn	0.556 spa_Latn	0.584 rus_Cyrl	0.556 spa_Latn
yue_Hani	0.577	0.718 cmn_Hani	0.718 cmn_Hani	0.718 cmn_Hani	0.718 cmn_Hani	0.718 cmn_Hani
zsm_Latn	0.658	0.658 eng_Latn	0.658 eng_Latn	0.694 hin_Deva	0.658 eng_Latn	0.658 eng_Latn
zul_Latn	0.504	0.504 eng_Latn	0.504 eng_Latn	0.527 arb_Arab	0.526 rus_Cyrl	0.529 spa_Latn

Table 21: Cross-Lingual Transfer Results of Taxi1500 (Part 3). The first column is the target language. For each language similarity measure, we report both the source language selected based on similarity and also the evaluation results on target language using the source language. For mPLM-Sim, we report the layer achieving best performance (layer 4).