

Self-Evolution Learning for Mixup: Enhance Data Augmentation on Few-Shot Text Classification Tasks

Haoqi Zheng^{1*}, Qihuang Zhong^{2*}, Liang Ding³, Zhiliang Tian^{1†},
Xin Niu^{1†}, Dongsheng Li¹, Dacheng Tao⁴

¹College of Computer, National University of Defense Technology

²School of Computer Science, Wuhan University ³JD Explore Academy ⁴University of Sydney

Abstract

Text classification tasks often encounter few-shot scenarios with limited labeled data, and addressing data scarcity is crucial. Data augmentation with mixup has shown to be effective on various text classification tasks. However, most of the mixup methods do not consider the varying degree of learning difficulty in different stages of training and generate new samples with one-hot labels, resulting in the model over-confidence. In this paper, we propose a self-evolution learning (SE) based mixup approach for data augmentation in text classification, which can generate more adaptive and model-friendly pseudo samples for the model training. SE focuses on the variation of the model’s learning ability. To alleviate the model-confidence, we introduce a novel instance-specific label smoothing approach, which linearly interpolates the model’s output and one-hot labels of the original samples to generate new soft for label mixing up. Through experimental analysis, in addition to improving classification accuracy, we demonstrate that SE also enhances the model’s generalize ability.

1 Introduction

Recently, there has been growing interest in generative large language models (LLMs), which have achieved impressive performance on various natural language processing (NLP) tasks. However, empirical evidence (Zhong et al., 2023) suggests that LLMs do not necessarily outperform BERT in semantic understanding tasks. Hence, using BERT is still be a viable option in some applications. Data are expensive and text classification tasks often encounter few-shot scenarios, where there are limited labeled data available for training. Data augmentation (DA) is an effective technique to alleviate the issue of data scarcity.

In text classification, DA methods can be divided into two categories: the methods that only alter the inputs and the methods that modify both inputs and labels. The methods that only alter the inputs generate new data through certain operations such as performing semantic substitutions or adding words to the original samples, while keeping the original labels unchanged. These methods are easy to implement, but they often generate samples with limited diversity, which may endanger less generalizability of the model. The methods that modify both inputs and labels transform the input samples in a certain way and simultaneously change the corresponding labels to generate new data. These methods generate samples with greater diversity that allows the model to learn more accurate and comprehensive knowledge.

Mixup is a commonly used technique in The methods that modify both inputs and labels. Mixup is a technique based on mixing up inputs of samples and their labels, labels are commonly represented with one-hot encoding. Mixup are categorized into input-level mixup (Yun et al., 2019) and hidden-level mixup (Verma et al., 2019) depending on the location of the mix operation. However, mixup typically randomly selecting two samples to mix them up to compose one sample, and the generated pseudo sample may not adaptive and friendly to the model’s learning ability. Moreover, in few-shot scenarios, using hard labels (one-hot labels) can lead to issues, where the model tries produce logit value of the correct class that is much larger than any of the incorrect classes, accordingly, the incorrect logits are very different from one other. It results in a too confident model about its predictions (Szegedy et al., 2016). The current label smoothing techniques generate soft labels that cannot dynamically adapt the model’s increasing ability as the training going on and cannot adjust according to the model’s performance at the current stage.

In this paper, we propose a self-evolution learn-

*Contributed equally to this work.

†Corresponding authors.

ing for data augmentation in text classification. To cater to the model’s learning ability, we first divide the data into easy-to-learn and hard-to-learn subsets, and then we gradually start from the mixup of easy-to-learn data, and then gradually transition to the mixup operation of hard-to-learn data. Note that the mixup is performed between similar samples. To avoid the model’s over-confidence issue, we introduce an instance-specific label smoothing method, where we linearly interpolate the predicted probability distribution of the original sample and its one-hot label to obtain a soft label. This dynamic label can dynamically adapt the model’s increasing ability as the training going on and can adjust according to the model’s performance at the current stage.

Our proposed method has empirically proven effective through extensive experiments on a wide range of text classification benchmarks. We prove that mixing up data in order to increase difficulty can make the generated samples more adaptive for model training compared to randomly selecting samples.

To summarize, our main contributions are:

- We propose SE to strengthen the mixup on text classification tasks. SE utilizes the learning difficulty of samples to generate model-friendly samples.
- We propose a novel instance-specific label smoothing approach for regularization, which performs linear interpolation between the model’s output and the one-hot label to obtain dynamic and adaptive soft label.
- Extensive experiments show that our SE could significantly and robustly improve the mixup method on few-shot text classification tasks.

2 Related Work

2.1 Few-shot Text Classification

Driven by the observation that humans can rapidly adapt existing knowledge to new concepts with limited examples, few-shot learning (Fei-Fei et al., 2006) has recently drawn a lot of attention. Few-shot text classification entails performing classification after training or tuning a model on only a few examples. Several studies have explored various approaches for few-shot text classification. (Yu et al., 2018) propose an adaptive metric learning approach to dynamically select an optimal distance metric for different tasks. (Geng et al., 2019) introduce the Induction Network, which utilizes the

dynamic routing algorithm proposed by (Sabour et al., 2017) to learn a generalized class-wise representation.

Pre-trained language models have also been employed in few-shot text classification. (Bansal et al., 2020) present LEOPARD, which utilizes BERT (Devlin et al., 2019) within an optimization-based meta-learning framework to achieve good performance across diverse NLP classification tasks. Furthermore, GPT-3 (Brown et al., 2020) demonstrates that the language model itself can perform few-shot text classification without relying on meta-learning. These pre-trained models have been adapted and fine-tuned for few-shot text classification tasks, showing improved performance compared to traditional methods. Data augmentation techniques have also been explored to address the limited labeled data problem. Our work still focus on utilizing pre-trained model for few-shot text classification tasks.

2.2 Data Augmentation

Since the bottleneck in few-shot learning is the lack of data, the performance can be easily improved if we can generate more labeled data. Hence, various NLP data augmentation techniques have been proposed. The most commonly used method is the token replacement: randomly select tokens in a sentence and replace them with semantically similar tokens to synthesize a new sentence. (Wei and Zou, 2019) directly uses the WordNet (Miller, 1995) for replacement. (Kobayashi, 2018) suggests employing contextual augmentation to predict the probability distribution of replacement tokens using two causal language models. (Wu et al., 2019) introduces an extension to contextual augmentation by incorporating the masked language modeling (MLM) technique of BERT, thereby considering bi-directional context. However, the data augmentation methods mentioned above primarily focus on altering the original input, resulting in a lack of diversity in the generated samples. (Szegedy et al., 2016) proposes a domain-independent data augmentation technique, mixup, that linearly interpolates image inputs on the pixel-based feature space. (Guo et al., 2019) integrates mixup with CNN and LSTM for text applications. They only conduct mixup on the fixed word embedding level like (Szegedy et al., 2016) did in image classification. (Sun et al., 2020) incorporates a dynamic mixup layer on top of the final hidden layer of the

pre-trained transformer-based model. This mixup layer is trained together within the complete text classification model. (Chen et al., 2020) a mixup method named Tmix, which involves taking two different inputs, denoted as x , passing them through m layers of hidden units, and then utilizing the traditional method of Mixup to merge the two hidden representations together. (Yoon et al., 2021) employs a ingenious approach to perform mixup directly on the input of the text, instead of predominantly utilizing it on the hidden layers as seen in previous mixup methods. Under the premise of retaining the majority of important tokens, They introduce a novel span by replacing certain information, as a means of augmentation.

Although achieving remarkable performance, these mixup strategies still have some limitations. First, these mixup methods all randomly select samples to mix and do not consider the model’s learning ability. Second, most of these mixup methods generate samples with one-hot labels. Along the same research line, in this paper, we improve the mixup with a novel self-evolution learning mechanism.

3 Method

3.1 Overview

For the text classification task in the few-shot scenario, we propose a easy-to-hard mixup strategy. First we use the BERT model for text classification tasks, and then we use the mixup method for data agumentation to expand the amount of data (sec3.2). To make the mixup adaptive for model learning ability, we propose **self-evolution learning** for mixup (sec3.3). To alleviate the overconfidence problem of the model, we propose an **instance-specific label smoothing** regularization method, which linearly interpolates the model’s output and one-hot label of the original samples to generate new soft for label mixing up (sec3.4).

3.2 Text Classification Model and Mixup

We utilize the BERT (Devlin et al., 2018) for text classification tasks, this model adopts a multi-layer bidirectional Transformer encoder architecture and is pretrained on plain text for masked word prediction and next sentence prediction tasks. BERT takes an input of a sequence and outputs the representation of the sequence. The sequence has one or two segments that the first token of the sequence is always $[CLS]$ which contains the special classifica-

tion embedding and another special token $[SEP]$ is used for separating segments.

For text classification tasks, BERT takes the final hidden state h of the first token $[CLS]$ as the representation of the whole sequence. Then We append a softmax classifier to predict the probability distribution over labels.

To address the issue of lacking of data in few-shot scenarios, we propose the data augmentation method to generate new data for training the BERT model. The core idea of mixup is to select two labeled data points (x_i, y_i) and (x_j, y_j) , where x is a input and y is a label. The algorithm then produces a new sample (\tilde{x}, \tilde{y}) through linear interpolation:

$$\tilde{x} = \lambda x_i + (1 - \lambda)x_j \quad (1)$$

$$\tilde{y} = \lambda y_i + (1 - \lambda)y_j \quad (2)$$

3.3 Self-Evolution Learning for Mixup

To make the mixed samples more adaptive and friendly to the model training, we propose a novel mixup training strategy: progressive mixup training from easy to hard. This idea inspired by human learning behavior: it is often for humans to start with simpler tasks and gradually progressing to more challenging ones. We first propose the degree of *difficulty* to measure the difficulty of the model in learning sample and then conduct in two stages: conducting data division based on degree of difficulty, mixup based on the order from easy to hard.

To obtain the degree of difficulty d_i , we calculate the difference between the predicted probability on the correct label p_{y_i} and the maximum predicted probability among the wrong labels as Eq.3:

$$d_i = p_{y_i} - \max \langle p_{j, j \neq y_i} \rangle \quad (3)$$

where p_{y_i} denotes the predicted probability of the correct label by the model, and p_j denotes the predicted probability of an incorrect label. The p_i can directly reflect the model’s understanding of the sample and the learning effect. The higher the p_i , the stronger the model’s ability to understand the sample, and the lower the difficulty of the sample for the model.

In the first stage of self-evolution learning (**SE**), we divide the training data into two datasets according to the degree of difficulty. Given a training set D , we calculate the difficulty level of each sample using the mentioned above (Eq.3) and use the

Algorithm 1 Self-evolution learning

Input: Labeled set $\mathcal{D} = \langle \mathcal{X}, \mathcal{Y} \rangle$; Mixup function $\zeta(\cdot)$; Label smoothing function $\phi(\cdot)$

// stage1 divide the dataset

```
for  $\langle \mathbf{x}_i, \mathbf{y}_i \rangle$  in  $\mathcal{D}$  do  
  //calculate difficulty  
   $\mathbf{d}_i = \text{pred}_{\mathbf{y}_i} - \max \langle \text{pred}_{\mathbf{j}, \mathbf{j} \neq \mathbf{y}_i} \rangle$ 
```

```
end
```

```
 $judge = \text{median} \langle \mathbf{d}_i \rangle$ 
```

```
for  $\langle \mathbf{x}_i, \mathbf{y}_i \rangle$  in  $\mathcal{D}$  do
```

```
  if  $d_i \geq judge$  then
```

```
     $\mathcal{D}_{easy} = \mathcal{D}_{easy} \cup \langle \mathbf{x}_i, \mathbf{y}_i \rangle$ 
```

```
  end
```

```
  if  $d_i \leq judge$  then
```

```
     $\mathcal{D}_{hard} = \mathcal{D}_{hard} \cup \langle \mathbf{x}_i, \mathbf{y}_i \rangle$ 
```

```
  end
```

```
end
```

```
// stage2 mixup the data
```

```
for  $\langle \mathbf{x}_i, \mathbf{y}_i \rangle$  in  $\mathcal{D}_{easy}$  do
```

```
   $\mathbf{x}_j = \mathbf{x}_{\arg \max \cos \langle \mathbf{x}_i, \mathbf{x}_j \rangle}$ 
```

```
   $\mathbf{y}'_i = \phi(\mathbf{y}_i)$ 
```

```
   $\mathbf{y}'_j = \phi(\mathbf{y}_j)$ 
```

```
   $\tilde{\mathbf{x}} = \zeta(\mathbf{x}_i, \mathbf{x}_j)$ 
```

```
   $\tilde{\mathbf{y}} = \zeta(\mathbf{y}'_i, \mathbf{y}'_j)$ 
```

```
end
```

```
for  $\langle \mathbf{x}_i, \mathbf{y}_i \rangle$  in  $\mathcal{D}_{hard}$  do
```

```
   $\mathbf{x}_j = \mathbf{x}_{\arg \max \cos \langle \mathbf{x}_i, \mathbf{x}_j \rangle}$ 
```

```
   $\mathbf{y}'_i = \phi(\mathbf{y}_i)$ 
```

```
   $\mathbf{y}'_j = \phi(\mathbf{y}_j)$ 
```

```
   $\tilde{\mathbf{x}} = \zeta(\mathbf{x}_i, \mathbf{x}_j)$ 
```

```
   $\tilde{\mathbf{y}} = \zeta(\mathbf{y}'_i, \mathbf{y}'_j)$ 
```

```
end
```

```
Output: Generated data
```

median degree of difficulty as the criterion for partitioning the dataset. Then, we assign samples with degree of difficulty greater than the median to the easy-to-learn dataset \mathcal{D}_{easy} , and samples with degree of difficulty less than the median to the hard-to-learn dataset \mathcal{D}_{hard} .

In the second stage of self-evolution learning, we conduct mixup from \mathcal{D}_{easy} to \mathcal{D}_{hard} . For easy-to-learn data, we perform mixup operations on the \mathcal{D}_{easy} . Given a sample x_i from \mathcal{D}_{easy} , we search for the most similar sample x_j from \mathcal{D}_{easy} and mix them up as Eq.1 and Eq.2, where similarity measured by cosine similarity. The data selected according to the above process is then used for mixup, and the resulting generated data is added to the model training. In the hard-to-learn dataset, we follow the same way that select two most similar

samples and mixup to compose a pseudo sample. The sample serve as a new sample to augment the training data. Algorithm 1 summarizes the above procedure.

3.4 Instance-Specific Label Smoothing

To avoid overfitting caused by hard labels in few-shot scenarios, we propose a novel instance-specific label smoothing (ILS) approach to adaptively regularize the training and improve the generalization of classification model.

LS approach aims to minimize the cross-entropy between the soft label y'_i and the predicted output p_i of the model formulated as:

$$y'_i = (1 - \alpha) * y_i + \alpha u_i \quad (4)$$

where u_i is a fixed distribution that is usually a uniform distribution, and α is a weighting factor.

Additionally, based on (Yuan et al., 2020), we reformulate loss function for LS as:

$$\mathcal{L}_{LS} = (1 - \alpha) * H(y, p) + \alpha D_{kl}(u, p) \quad (5)$$

where H denotes the ordinary cross-entropy loss and D_{kl} denotes the KL divergence loss.

We can regard $D_{kl}(u, p)$ as a knowledge distillation process, where u represents a virtual teacher that guides the training of the classification model. However, the u cannot follow the improvement of the student model and hardly provides enough linguistic information to guide the training of model.

Motivated by this, in our ILS, we propose a more informative prior distribution to smooth the labels. Specifically, We replace the fixed distribution u with a dynamic and informative distribution that is adaptively generated by the classification model itself. In practice, for each sentence, in addition to its original one-hot label, we consider the classification model's predicted probability distribution over the classes as the reference probabilities r_i . Then, similar to Eq.5, we can obtain the smoothed label \tilde{y}_i via:

$$\tilde{y}_i = (1 - \alpha) * y_i + \alpha r_i \quad (6)$$

Finally, in the SE training stage, we use the cross-entropy loss function, defined as follows:

$$\mathcal{L}_{LS} = -\frac{1}{m} \sum_{i=1}^m \tilde{y}_i \log p_i \quad (7)$$

	Model	SST2	RTE	MRPC	CB	Rotten tomato	Subj	Amazon
No mixup	BERT	55.43	49.59	53.67	32.49	59.46	82.72	56.46
SSMix	SSMix	55.70	49.52	53.42	37.13	59.86	83.76	62.63
	SSMix+SE	56.96 (+1.26)	49.96 (+0.44)	53.81 (+0.39)	39.63 (+2.50)	61.27 (+1.41)	84.06 (+0.30)	65.60 (+2.97)
TMix	TMix	54.94	49.60	53.81	41.06	56.95	83.16	58.14
	TMix+SE	57.56 (+2.62)	49.99 (+0.39)	53.91 (+0.10)	42.85 (+1.79)	58.23 (+1.28)	83.87 (+0.71)	68.58 (+10.44)
EmbedMix	EmbedMix	53.11	49.52	53.76	37.49	58.83	83.10	63.34
	EmbedMix+SE	55.89 (+2.78)	49.88 (+0.36)	53.91 (+0.15)	41.07 (+3.58)	60.10 (+1.27)	83.86 (+0.76)	69.22 (+5.88)

Table 1: Experimental results of comparison with baselines. All values are average accuracy (%) of five runs with different seeds. Models are trained with 10 labeled data per class.

4 Experiments

4.1 Datasets

As presented in Table 8, we conducted experiments on various text classification benchmarks to evaluate the effectiveness of our method. We randomly selected 10 samples per class from each dataset to form the train set for training.

4.2 Baselines

To test the effectiveness of our method, we compared it with several recent models:

BERT (Devlin et al., 2018) is a pre-trained model. We use the BERT-based-uncased model for the text classification tasks. Notably, the BERT model did not use the data augmentation technique.

EmbedMix is a method that mixup on the embedding layer, which is similar to Guo et al., 2019.

TMix (Chen et al., 2020) is a mixup technique that interpolates the hidden states of two distinct inputs at a particular encoder layer and subsequently feeds the combined hidden states forward to the remaining layers.

SSMix (Yoon et al., 2021) is a mixup method where the operation is performed on input text and uses span-based mixing to synthesize a sentence.

4.3 Model Settings

We use BERT-base-uncased for the text classification task as the underlying model. We perform all experiments with five different seeds and report the average score. We set a maximum sequence length of 128, batch size of 32, with AdamW optimizer with weight decay of $1e-4$. We use a linear scheduler with a warmup for 10% of the total training step. We update the best checkpoint by measuring validation accuracy on every epoch.

Data selection method	SST2	Rotten tomato	Amazon
random	55.70	59.86	60.12
easy-to-hard	55.81	61.17	65.37
hard-to-easy	55.79	61.13	64.64

Table 2: Experimental results of different data selection methods. All values are average accuracy (%) of five runs with different seeds. Models are trained with 10 labeled data per class.

We conduct training in two stages: we first train without mixup with a learning rate of $5e-5$, and then train with mixup starting from previous training’s best checkpoint, with a learning rate of $1e-5$.

For self-evolution learning, we use our method on various mixup methods. During mixup training, for each iteration, we start with mixup on the easy-to-learn dataset and then mixup on the hard-to-learn dataset. For instance-specific label smoothing, we compared the prior ratio λ of label smoothing from 0.1 to 0.9 and found out that setting the λ to 0.1 is the optimal hyperparameter.

4.4 Main Comparison

Table 1 illustrates our main results. From the result, it is clear that our method outperforms the original mixup methods in various tasks and demonstrates a substantial improvement in low-resource scenarios. We also observe that mixup avails improvement effects on BERT over multiple tasks.

4.5 Ablation Studies

We performed ablation studies to show the effectiveness of each component in self-evolution learning.

Impact of Data Selection Methods. To investigate the impact of different data selection methods on mixup, we conducted an experiment in which we compared the effects of (1) randomly selecting

Method	SST2	RTE	Amazon
normal label smooth	56.12	49.96	65.11
instance-specific label smooth	56.88	53.85	65.52

Table 3: Experimental results of different label smoothing. All values are average accuracy (%) of five runs with different seeds. Models are trained with 10 labeled data per class.

Model	Accuracy(%)
Self-evolution	65.52
-easy-to-hard	60.63
-label smooth	65.37
-all	60.12

Table 4: Performance (test accuracy (%)) on Amazon counterfactual. Answer with 10 labeled data per class after removing different parts of Self-evolution learning.

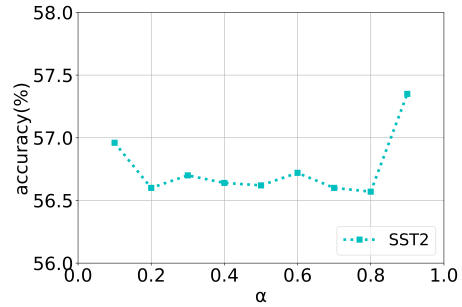
data, (2) selecting data from easy-to-hard, and (3) selecting data from hard-to-easy. We used SSMix as the underlying mixup method and without label smoothing in all cases. The results in Table 2 show that selecting data from easy-to-hard, which is the method we used, achieved the best performance. This also indicates that the learning process of the model follows the law of human learning, which progresses from easy to hard.

Comparison of Different Label Smoothing.

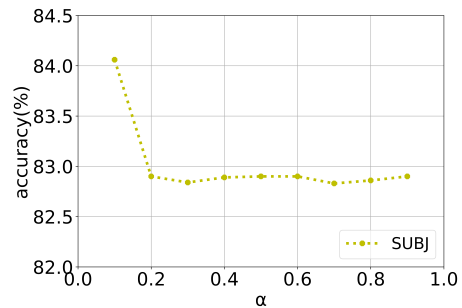
We investigated the performance of our proposed instance-specific label smoothing compared to the normal label smoothing method (Szegedy et al., 2016) on the few-shot RTE, MRPC, and SST2 datasets. We report the results in Table 3. We observed that our proposed instance-specific label smoothing method outperforms the general label smoothing method in terms of model performance. This confirms that our proposed label smoothing method is more effective.

Comparison of Different α Set. Figure 1 shows the results on different α setting for self-evolution learning. It is evident from the results that the model’s performance is generally better when the α is set to 0.1 compared to other settings. Therefore, we conclude that setting the α parameter to 0.1 is a suitable choice for our method.

Remove different parts from SE. We also measured the performance of self-evolution learning by stripping each component each time and displayed the results in Table 4. We observed the performance drops after removing each part, suggesting that all components in self-evolution learning con-



(a)



(b)

Figure 1: Performance (test accuracy (%)) on SST2(a) and SUBJ (b) with 10 labeled data and varying α set for self-evolution learning.

Source	Model	Target			
		SST2	RTE	MRPC	Amazon
Rotten tomato	BERT	93.78	47.50	53.62	50.33
	SSMix	93.89	47.79	53.82	49.97
	SSMix+SE	93.98	47.86	54.31	50.97

Table 5: Experimental results of out-of-distribution for each model. All values are average accuracy (%) of five runs with different seeds.

tribute to the final performance. The model performance decreased most significantly after removing easy-to-hard training process which is as expected. Moreover, the model also showed a significant drop in performance after removing label smoothing, indicating that our proposed label smoothing regularization method is effective.

4.6 Model Generalization Ability Discussion

We also discussed the generalization ability of the models trained using our method. We conducted Out-of-distribution Generalization experiments (ood) by training models on the Rotten Tomato dataset using three different methods and evaluating them on other target datasets. The results presented in Table 5 show that our method produces models with better performance on mul-

Model	CB	RTE	Rotten tomato
BERT-large	37.84	48.51	58.55
BERT-large+SSMix	42.49	48.37	59.67
	47.49	49.16	62.26
BERT-large+SSMix+SE	(+9.65)	(+0.65)	(+3.71)
	(+5.00)	(+0.89)	(+2.59)

Table 6: Experimental results of comparison with BERT-large. All values are average accuracy (%) of five runs with different seeds. Models are trained with 10 labeled data per class.

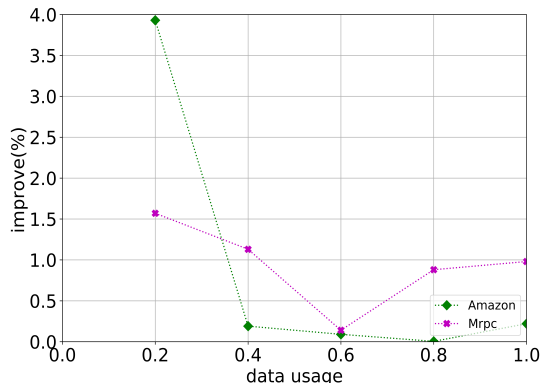


Figure 2: Improvement (%) on Amazon and Mrpc with varying number of labeled data per class for self-evolution learning.

multiple tasks. This indicates that the models trained using our method have better generalization ability and robustness.

4.7 Varying the Base Model

We upgraded BERT-base to BERT-large and conducted tests on various datasets. According to the results presented in Table 6, our method still demonstrated a significant improvement in performance. Meanwhile, it is worth noting that our proposed approach demonstrates a more pronounced improvement on BERT-large compared to BERT-base. This can be attributed to the fact that BERT-large has a larger number of parameters, which makes it more susceptible to overconfidence issues when trained on a very small amount of data. Therefore, our approach can have a greater impact in such scenarios.

4.8 Impact of the Number of Labeled Data

In this study, we investigated the performance of our proposed method with varying amounts of training data. We changed the percentage of training data used from 20% to 100% and the results are shown in Figure 2.

Data augmentation method	SST2	Rotten tomato	Subj
EDA	54.72	58.96	82.08
Back Translation	56.85	60.67	83.16
CBERT	54.90	60.03	82.49
Self-evolution	56.96	61.27	84.06

Table 7: Experimental results of different data augmentation methods. All values are average accuracy (%) of five runs with different seeds. Models are trained with 10 labeled data per class.

As expected, our method showed significant improvement in performance when the amount of training data was extremely limited. This indicates that our method is effective for few-shot text classification tasks. Moreover, our method still showed some improvement in performance even when more training data was available. These findings demonstrate that our method is effective and scalable for text classification tasks with varying amounts of training data.

4.9 Compare to Other DA Methods

We also compared our method with other non-mixup data augmentation methods:

EDA (Wei and Zou, 2019) consists of four simple operations: synonym, replacement, random insertion, random swap, and random deletion.

Back Translation (Shleifer, 2019) translate a sentence to a temporary language (EN-DE) and then translate back the previously translated text into the source language (DE-EN).

CBERT (Wu et al., 2019) masks some tokens and predicts their contextual substitutions with pre-trained BERT.

The results are presented in Table 7, which clearly shows that our method outperforms other non-mixup data augmentation methods in various text classification tasks. This suggests that mixup methods are relatively more effective in the few-shot scenario, and our method can further enhance various mixup methods. Our method has significant implications for data augmentation in few-shot learning, as it demonstrates its effectiveness in improving model performance.

5 Conclusion

In this paper, we propose an effective self-evolution (SE) learning mechanism to improve the existing mixup methods on text classification tasks. SE for mixup follows two stages: conducting data division based on degree of difficulty and mixup based on the order from easy to hard. SE can be used

various mixup method to generate more adaptive and model-friendly pseudo samples for the model training. Also, to avoid over-confidence of the model, we propose a novel instance-specific label smoothing approach. Extensive experiments on three popular mixup methods, EmbedMix, TMix and SSMix, verify the effectiveness of our method. Further analyses show our method improves the generalization, robustness of model.

References

- Trapit Bansal, Rishikesh Jha, and Andrew McCallum. 2020. [Learning to few-shot learn across diverse natural language classification tasks](#). In *Proceedings of the 28th International Conference on Computational Linguistics*, pages 5108–5123, Barcelona, Spain (Online). International Committee on Computational Linguistics.
- Tom Brown, Benjamin Mann, Nick Ryder, Melanie Subbiah, Jared D Kaplan, Prafulla Dhariwal, Arvind Neelakantan, Pranav Shyam, Girish Sastry, Amanda Askell, et al. 2020. Language models are few-shot learners. *Advances in neural information processing systems*, 33:1877–1901.
- Jiaao Chen, Zichao Yang, and Diyi Yang. 2020. [Mix-Text: Linguistically-informed interpolation of hidden space for semi-supervised text classification](#). In *Proceedings of the 58th Annual Meeting of the Association for Computational Linguistics*, pages 2147–2157, Online. Association for Computational Linguistics.
- Jacob Devlin, Ming-Wei Chang, Kenton Lee, and Kristina Toutanova. 2018. [BERT: Pre-training of Deep Bidirectional Transformers for Language Understanding](#). *arXiv e-prints*, page arXiv:1810.04805.
- Jacob Devlin, Ming-Wei Chang, Kenton Lee, and Kristina Toutanova. 2019. [BERT: Pre-training of deep bidirectional transformers for language understanding](#). In *Proceedings of the 2019 Conference of the North American Chapter of the Association for Computational Linguistics: Human Language Technologies, Volume 1 (Long and Short Papers)*, pages 4171–4186, Minneapolis, Minnesota. Association for Computational Linguistics.
- Li Fei-Fei, Robert Fergus, and Pietro Perona. 2006. One-shot learning of object categories. *IEEE transactions on pattern analysis and machine intelligence*, 28(4):594–611.
- Ruiying Geng, Binhua Li, Yongbin Li, Xiaodan Zhu, Ping Jian, and Jian Sun. 2019. Induction networks for few-shot text classification. *arXiv preprint arXiv:1902.10482*.
- Hongyu Guo, Yongyi Mao, and Richong Zhang. 2019. [Augmenting data with mixup for sentence classification: An empirical study](#). *arXiv preprint arXiv:1905.08941*.
- Hongyu Guo, Yongyi Mao, and Richong Zhang. 2019. [Augmenting Data with Mixup for Sentence Classification: An Empirical Study](#). *arXiv e-prints*, page arXiv:1905.08941.
- Sosuke Kobayashi. 2018. Contextual augmentation: Data augmentation by words with paradigmatic relations. *arXiv preprint arXiv:1805.06201*.
- George A Miller. 1995. Wordnet: a lexical database for english. *Communications of the ACM*, 38(11):39–41.
- Sara Sabour, Nicholas Frosst, and Geoffrey E Hinton. 2017. [Dynamic routing between capsules](#). In *Advances in Neural Information Processing Systems*, volume 30. Curran Associates, Inc.
- Sam Shleifer. 2019. Low resource text classification with ulmfit and backtranslation. *arXiv preprint arXiv:1903.09244*.
- Lichao Sun, Congying Xia, Wenpeng Yin, Tingting Liang, Philip S Yu, and Lifang He. 2020. [Mixup-transformer: dynamic data augmentation for nlp tasks](#). *arXiv preprint arXiv:2010.02394*.
- Christian Szegedy, Vincent Vanhoucke, Sergey Ioffe, Jon Shlens, and Zbigniew Wojna. 2016. Rethinking the inception architecture for computer vision. In *Proceedings of the IEEE conference on computer vision and pattern recognition*, pages 2818–2826.
- Vikas Verma, Alex Lamb, Christopher Beckham, Amir Najafi, Ioannis Mitliagkas, David Lopez-Paz, and Yoshua Bengio. 2019. Manifold mixup: Better representations by interpolating hidden states. In *International conference on machine learning*, pages 6438–6447. PMLR.
- Jason Wei and Kai Zou. 2019. Eda: Easy data augmentation techniques for boosting performance on text classification tasks. *arXiv preprint arXiv:1901.11196*.
- Xing Wu, Shangwen Lv, Liangjun Zang, Jizhong Han, and Songlin Hu. 2019. [Conditional bert contextual augmentation](#). In *Computational Science–ICCS 2019: 19th International Conference, Faro, Portugal, June 12–14, 2019, Proceedings, Part IV 19*, pages 84–95. Springer.
- Soyoung Yoon, Gyuwan Kim, and Kyumin Park. 2021. [Ssmix: Saliency-based span mixup for text classification](#). *arXiv preprint arXiv:2106.08062*.
- Soyoung Yoon, Gyuwan Kim, and Kyumin Park. 2021. [SSMix: Saliency-Based Span Mixup for Text Classification](#). *arXiv e-prints*, page arXiv:2106.08062.
- Mo Yu, Xiaoxiao Guo, Jinfeng Yi, Shiyu Chang, Saloni Potdar, Yu Cheng, Gerald Tesauro, Haoyu Wang, and Bowen Zhou. 2018. [Diverse few-shot text classification with multiple metrics](#). In *Proceedings of*

the 2018 Conference of the North American Chapter of the Association for Computational Linguistics: Human Language Technologies, Volume 1 (Long Papers), pages 1206–1215, New Orleans, Louisiana. Association for Computational Linguistics.

Li Yuan, Francis E. H. Tay, Guilin Li, Tao Wang, and Jiashi Feng. 2020. [Revisiting knowledge distillation via label smoothing regularization](#). In *2020 IEEE/CVF Conference on Computer Vision and Pattern Recognition, CVPR 2020, Seattle, WA, USA, June 13-19, 2020*, pages 3902–3910. IEEE.

Sangdoon Yun, Dongyoon Han, Seong Joon Oh, Sanghyuk Chun, Junsuk Choe, and Youngjoon Yoo. 2019. [Cutmix: Regularization strategy to train strong classifiers with localizable features](#). In *Proceedings of the IEEE/CVF international conference on computer vision*, pages 6023–6032.

Qihuang Zhong, Liang Ding, Juhua Liu, Bo Du, and Dacheng Tao. 2023. [Can chatgpt understand too? a comparative study on chatgpt and fine-tuned bert](#). *arXiv preprint*.

A Appendix

A.1 Details of Datasets

Dataset	Task	# Label	Size
SST-2	Sentiment	2	67k / 1.8k
RTE	NLI	2	2.5k / 3k
MRPC	Paraphrase	2	3.7k / 1.7k
CB	NLI	3	556 / 250
SUBJ	Classification	2	8k / 2k
Rotten tomato	Sentiment	2	8.53k / 1.07k
Amazon counterfactual	Classification	2	5k / 5k
TREC-coarse	Classification	6	5.5k / 500
TREC-fine	Classification	47	5.5k / 500

Table 8: Dataset name, task, number of total labels, and dataset size of datasets we used as benchmark. Task column describes the objective of each dataset.