

Efficient Large-Scale Visual Representation Learning

Eden Dolev, Alaa Awad, Denisa Roberts*
 Zahra Ebrahimzadeh, Marcin Mejran, Vaibhav Malpani, Mahir Yavuz
 Etsy
 Brooklyn, NY, USA
 {edolev,aawad,denisaroberts}@etsy.com

ABSTRACT

In this article, we present our approach to single-modality visual representation learning. Understanding visual representations of product content is vital for recommendations, search, and advertising applications in e-commerce. We detail and contrast techniques used to fine-tune large-scale visual representation learning models in an efficient manner under low-resource settings, including several pretrained backbone architectures, both in the convolutional neural network as well as the vision transformer family. We highlight the challenges for e-commerce applications at-scale and highlight the efforts to more efficiently train, evaluate, and serve visual representations. We present ablation studies evaluating the representation offline performance for several downstream tasks, including our visually similar ad recommendations. To this end, we present a novel text-to-image generative offline evaluation method for visually similar recommendation systems. Finally, we include online results from deployed machine learning systems in production at Etsy.

CCS CONCEPTS

• **Machine Learning Approaches** → **Neural Networks.**

KEYWORDS

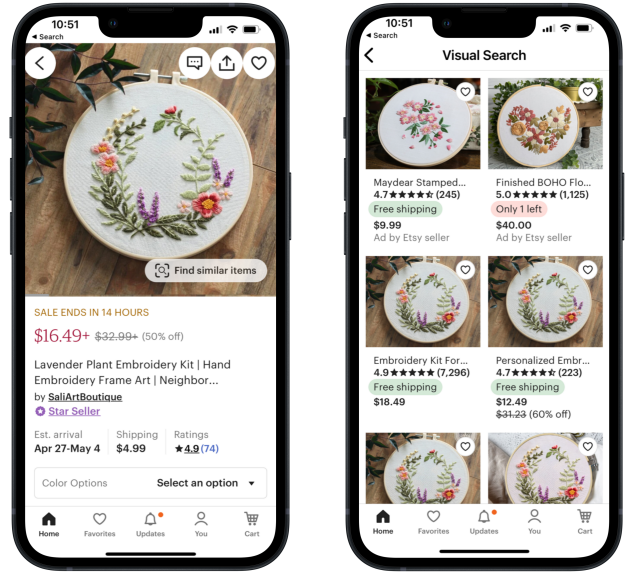
Representation Learning, Computer Vision, Neural Networks, Visual Similarity, E-Commerce

1 INTRODUCTION

Large scale vision representation learning has emerged as a powerful technique for addressing a wide range of computer vision tasks. For e-commerce in particular, techniques have been applied across product recognition, visual search, content moderation, recommendations, and advertising. In recent years, visual search has attracted interest from many large-scale companies such as Pinterest [14], eBay [38], and Alibaba [42]. Despite advances in deep learning for visual search, it remains a challenge to accurately and efficiently retrieve visually similar items from large-scale datasets that include fine-grained categories, noisy backgrounds, and sparse labels. At Etsy, we run into many challenges when exploring practical applications related to large scale image representations. Our challenges include three main aspects:

Heterogeneous data in visual search: User queries of images tend to include photos from real-life or uploaded query images taken from another source. However, a product inventory tends to have higher quality, better lighting, clear backgrounds, and face-forward angles. The heterogeneous sources create a semantic and visual gap when comparing visual similarity.

*Denisa Roberts is the corresponding author.



(a) Query image

(b) Find visually similar result images

Figure 1: Visual representations are used to power applications such as the visually similar recommendations found on Etsy's find similar items link from listing pages

Evaluation and User Benefit: Simply evaluating a computer vision task is a challenge unto itself. Visual tasks are subjective in nature and often a ground-truth dataset is not readily available. The success of visual representations in e-commerce is also measured in the benefit it brings to its users as measures by ad clicks or product purchases.

Infrastructure Costs and Standardization: Learning and deploying visual representation learning pipelines can rapidly exceed departmental budgets on cloud costs and energy efficiency. At scale, huge expenses can prohibit a product application. We strive to share our representations as often as possible and learn them as efficiently as possible. Our representations are used across Ad-Ranking, Ad Retrieval, Search By Image, and Content Moderation. Etsy has many opportunities for visual representations. Every item in its inventory include at least one image, and sellers can add up to ten images per product listing. Explicit details like category and attributes are included in the product inventory. In general, e-commerce encompasses a wide array of vision-related downstream tasks related to category classification, matching, ranking, content-moderation, and recommendations.

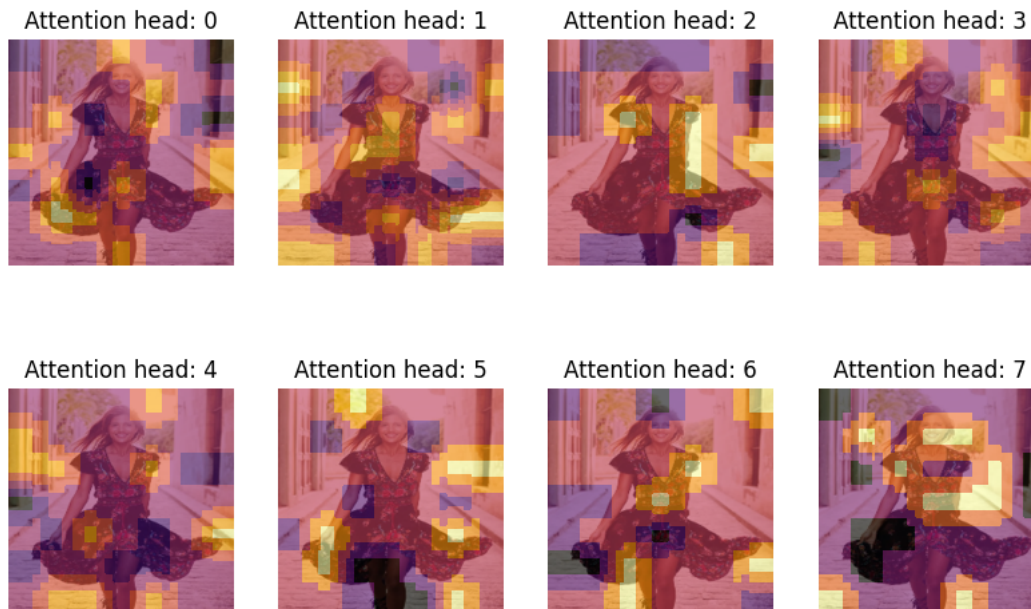


Figure 2: Probing the EfficientFormer l3 pretrained representations through attention heatmaps. Image of a woman wearing a boho chic dress walking on a narrow street between tall buildings. An Etsy Ad.

This article describes how we strive to efficiently learn visual representations that can overcome these challenges. We illustrate the learning paradigms, the efficient, powerful and latency aware deep learning models employed, our evaluation approaches, and downstream deployed vision systems.

2 RELATED WORK

In e-commerce vision representation learning is employed in visually similar recommendations, visual search [10, 14, 40] and stylistically complementary fashion recommendations [15, 16] for example. In these applications visual embeddings represent images in subsequent similarity tasks and a query image embedding is inferred online, typically at the edge on the mobile phone. For this reason, efficient vision representation learning is paramount. There are a few ways we approach efficient vision representation learning and we detail these axes throughout the article.

Earlier works explored deep neural network architectures for large scale vision representation such as ResNet [11], MobileNet [30], and EfficientNet [33]. Convolution neural networks (CNN) captured local spatial patterns in the image, such as edges and corners. More recently, vision transformers (ViT) [9] have been leveraged to replace the traditional convolutional backbone. Although transformers lack the spatial inductive biases of CNN, they outperform CNN when trained with a large enough scale of data and may more robust to domain shifts [5]. A variety of general ViT backbones have been derived, aiming to improve on the efficiency of earlier ViT such as Shifted Window transformers [19, 20], the Cross-Shaped Window (CSwin) transformer [8] and the Metaformer [39]. Recent research emerged to make these backbones latency performant for

embedded and mobile vision applications. Our goal in this article is to employ these efficient architectures for large-scale general purpose vision representation learning.

Transfer learning with pretrained weights has been used in computer vision to take advantage of the knowledge learned from a large corpus into new downstream tasks efficiently. Transfer learning generally involves two main stages: pretraining and fine-tuning. The pretraining stage use weakly-labeled or self supervised loss on a large amount of data. In the fine-tuning stage, the pretrained network is adapted to a new task using labels from the downstream task. The availability of pretrained weights publicly is a high efficiency inducer.

Deep learning architectures employed in large industrial architectures such as large scale recommenders, ranking and click through rate prediction models, have shown impressive offline and online results throughout the industry, through their ability to learn expressive representations [4]. However learning expressive representations in latency sensitive applications online is limiting. The solution is often to leverage deep architectures offline and use the pretrained representations in the online models in a more efficient manner as described for example in [1, 2, 23]. In [22] other efficient deep learning approaches are presented, such as efficient learning paradigms, architectures, and training and serving choices. Multitask learning is one of them.

Using common attributes as multiple supervision signals encode commonalities efficiently for representations meant to be used in diverse downstream tasks. Both Pinterest’s Visual Search [41] and GrokNet [3] use multi-task learning to optimize a single unified

embedding or computer vision model for various downstream applications. Likewise, [2] show that large-scale transformer-based pretraining of a unified backbone model via multi-label classification provide significant benefits to industry computer vision applications. We also employ multi-task learning as an efficiency inducer.

3 EFFICIENT LEARNING OF VISUAL REPRESENTATIONS

In this work, we study the performance from fine-tuning several readily available pretrained model architectures as backbones for diverse e-commerce downstream tasks. With a diverse catalog of nearly 100M listings, each with up to 10 uploaded images, we select model architectures that were efficient, scalable, and can generalize well to downstream tasks. We first present a few efficient deep learning architectures we employ as pretrained backbones and then we elaborate on our efficient learning of visual representations.

3.1 Efficient Backbones in Representation Learning

The EfficientNet family of models uniformly scale network width, depth, and resolution using a set of fixed scaling coefficients. For example, if we'd like 2^N times more computational resources, then we can simply increase the image size by γ^N , network depth by α^N , and width by β^N where γ, α, β are constant coefficients determined by a small grid search on the original small model. The compound scaling strategy makes it easy for practitioners to tradeoff resource consumption and model size for accuracy. Due to strict latency requirements and limited training resources we employed EfficientNetB0, the smallest size model in the EfficientNet family, which is now deployed in multiple Etsy systems. To generate representations using the EfficientNet backbone we alter the head of the original architecture. We replace the final convolutional layer and attach an embedding head followed by one or more classification heads. The embedding head consists of a new convolutional layer with the desired final representation dimension, followed by a batch normalization layer, a swish activation and a global average pooling layer to aggregate the convolutional output into a single vector per example.

Base ViT in [9] re-imagines the image as a sequence of patches (16X16 for example) and applies a transformer architecture [36] in the vein of natural language processing (NLP) since now the image is a sequence. There are a few model sizes and as usual best results are seen in large models. After the wide-spread use of Distillbert [31] in NLP, the vision domain followed suit with efficiency friendly architectures such as Deit [34], the EfficientFormer flavors [17, 18], as well as the SwiftFormer [32] and FastVit [35]. In [29] efficiency inducing architectural choices, such as a mask unit attention, as well as efficient pretraining through masked autoencoders lead to faster models at both training and inference time, with higher accuracy than more complex hierarchical vision transformers counterparts, with application in both image and video domains.

We select to experiment with the Base Vit 16 as a standard vanilla (non-efficient) transformer baseline, the data efficient Deit [34], the MobileVit [21] and the EfficientFormer [18]. The EfficientFormer authors achieve efficiency through multiple blocks downsampling

and only employing attention at the last stage. For efficiency we leverage pretrained weights made publicly available, which the EfficientFormer provides. We derive the image representation as the pooler head or an additional dense on top of the pooler depending on the performance and we present ablation studies on efficiency tradeoffs. Figure one in [18] paper includes an excellent comparison of accuracy versus latency tradeoffs for a few vision transformer architectures and we experiment with their EfficientFormer l1 and l3, and a few of the other contenders, as backbones for efficient vision representation learning, with promising results. Since the EfficientFormer is relatively new and the derived image representation mechanism differs from the standard vision transformer first token extraction, we visualize attention maps of the EfficientFormer l3 pretrained model in Figure 2. From the last block we extract the attention for the eight heads and average pool over the 49-length sequence. In Figure 2 we display the attention weights overlaid the image for each of the eight heads. Similarly to other vision transformer architectures we see how the different heads learn to focus on different salient parts of the image. An in depth study of the learned representations by different blocks employed by the EfficientFormer architecture, especially after fine-tuning, in a similar fashion to the studies done in [25] for the base ViT, is left for next steps.

3.2 Learning Paradigms

3.2.1 Deep Metric Learning. The predominant approach for learning visual representations that capture similarity is deep metric learning. The goal is to retrieve objects and images from novel, unseen classes at test-time. This goal aligns with practical applications where the deployed system must handle large amounts of unseen data. To this end, many e-commerce applications of visual similarity have wide-spread success with triplet-based non-parametric training. This was our baseline approach for the visually similar module in Etsy Ads.

Inspired by Siamese networks, the triplet network is comprised of three instances of the same feed-forward network (with shared parameters). A positive, negative, and anchor image are fed into the triplet network while triplet loss [12] is used to minimize the distance between intra-class image representations and maximize the distance between inter-class image representations. Etsy allows sellers to upload up to 10 images for the same listing. Two images from the same listing were considered positive, while an image from any other listing is considered negative. Within a single batch there are many more negatives than positives. A major challenge with deep metric learning is sampling informative triplets. Sampling negatives that are too easy result in slow convergence due to near-zero loss while negatives that are too hard can destabilize training. While larger batch sizes would be more beneficial for mining useful negatives within the batch, in practice we are limited by hardware memory constraints. This is one of the reasons that our next iteration utilized multitask classification.

3.2.2 Multitask Classification. Multitask learning [7] is an efficiency inducer and employed across machine learning problems in computer vision [2], natural language processing [24], dynamical systems [26], and recommender systems [43]. Image embeddings can be produced by training a supervised-learning model on a

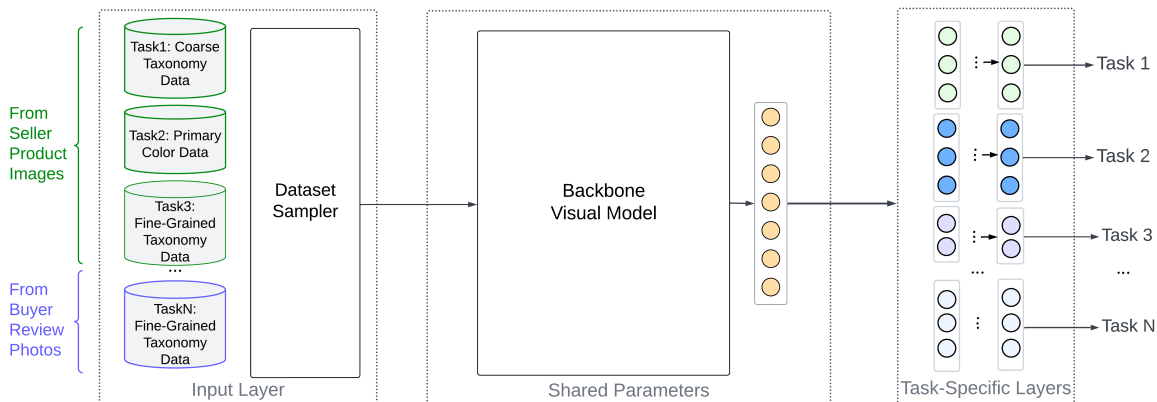


Figure 3: Multitask and multi-dataset visual representations training architecture. The data sampler combines examples from an arbitrary number of datasets corresponding to respective classification heads.

classification task and then extracting the outputs of one of the final layers. When we trained a model to classify listing images to the listing’s respective category, we observed that the embeddings captured categorical information well. This was evident in nearest neighbor search tests, where retrieved items were in the same category as the image of the item used as the query. However, in this category example, the embeddings were not capturing other visual attributes such as colors, shapes, materials, etc.

In multitask classification, multiple classification heads are attached to a single encoder, and training happens simultaneously for all tasks with their separate labels. Embeddings can then be extracted from a late layer, similarly to standard classification. Our hypothesis was that adding more tasks to classify images to different visual attributes could help encode missing visual information. Building on [41] we implemented a multitask training framework.

Each Etsy listing is associated with structured metadata input by the seller. Some fields are mandatory, such as title, category, tags. Other fields are optional, such as colors, materials, shapes. Since optional fields tend to be sparse at Etsy, compounding multiple optional attributes would result in exponentially diluting the pool of available training examples. For this reason we opted to implement a framework that reads from an arbitrary set of disjoint datasets. Figure 3 shows the general multitask architecture used for fine-tuning the visual embeddings. At training time a data sampler fetches and interleaves a uniform number of examples from each dataset into each training minibatch. Batches are then fed into an image preprocessing module to rescale, resize, crop, rotate, and jitter the images. During the minibatch sampling step we assign each example with one real label, and set all other label columns to a special sentinel value. Later, the loss function wrapper assigned to each classification head knows to ignore loss for labels set to the special sentinel value. Similar wrappers were implemented to compute task-specific accuracy metrics.

To train EfficientNetB0, at training time we attach an additional batch normalization on top, followed by one dense layer to output logits for each classification task. New attached layers are initialized by pretraining for one epoch with the backbone layers frozen. We then unfreeze 75 layers from the top of backbone and fine-tune for

nine additional epochs. At inference time we remove the classification head and extract the output of the pooling layer as the final representation.

We make a few efficiency inducing tradeoffs in our training ViT paradigm and evaluate the accuracy trade-offs. In [9] the recommendation is to fine-tune on higher resolution (Eg. 384X384) when pretrained on 284X284 resolution. This leads to effectively longer sequences which increases the complexity of the attention layer and larger training budgets. Therefore we fine-tune at resolution 224X224 for all experiments. We fine-tune all the chosen ViT architectures within the supervised learning setting only.

We run ablation experiments for four datasets/tasks, three tasks, and one task supervised learning and present results in Tables 1 and 2. For the top-level taxonomy task, a seller uploads the image and labels are one of 15 top level categories of the Etsy taxonomy tree. For the fine-grained taxonomy task, labels are a sample of 1000 fine-grained leaf node item categories. The primary color task is similar. For the fine-grained taxonomy task (review photos), each example is a buyer-uploaded review photo of a purchased product with 100 labels sampled from fine-grained leaf node item categories. We give dataset statistics in Table 3.

Fine-tuning large deep learning models more efficiently is an active area of research employing other techniques such as low-rank reparametrization and compression [13, 27] which we may explore in the future.

4 EVALUATING REPRESENTATIONS

4.1 Retrieval Evaluation

We define and implement an evaluation scheme for visual representations to track model performance during and after training on three nearest neighbor retrieval tasks. After each training epoch, a callback is invoked to compute and log the recall for each retrieval task. Each retrieval dataset is split into two smaller datasets: "queries" and "candidates". The "candidates" dataset is used to construct a nearest neighbor index, and the "queries" dataset is used to look up the index. We construct a brute force nearest neighbors

index. The index is constructed on the fly to accommodate for embeddings changing between training epochs. Each lookup yields K nearest neighbors. We compute recall for $K \in \{5, 10\}$. The recall over N rows is a "row-wise recall", $R@K = \frac{TP_K}{N}$, wherein the number of true positives, TP is defined as

$$TP_K = \sum_{i=1}^N \left(y_{i,j \in K} = y_{i,query} \right) \quad (1)$$

Each row that yields at least one true positive in its K candidates is considered a positive example. We then divide the number of true positives by the number of rows to obtain the recall.

The "Intra-Listing" retrieval evaluation dataset consists of groups of seller-uploaded images of the same listing. Each listing at Etsy can be associated with up to 20 images of the listed product, provided by the seller. In this dataset the query and candidate examples are randomly selected seller-uploaded image of a listing. A candidate image is considered a positive example if it is associated with the same listing as the query. The "Intra-Listing with Reviews" set, groups of seller-uploaded images of the same listing are mixed with buyer-uploaded review photos of the item. The buyer can upload images as part of an item review after a purchase. In this dataset the query example is a randomly selected buyer-uploaded review image of a listing, and candidate examples are seller-uploaded images. A candidate image is considered a positive example if it is associated with the same listing as the query. The "Visually Similar Clicks" associates seller-uploaded primary images and primary images of listings that have been clicked in a visually similar surface on mobile. A candidate image is considered a positive example if its associated listing has been clicked by a user when viewing the query image.

4.2 Evaluation using Efficient Text-to-Image Diffusion Models

We propose a novel evaluation method and new research-direction for vision models using a text-to-image diffusion model. Based on the ample historical text query logs we build a new retrieval dataset that bridges the gap between text-based queries and clicked image candidates. A diffusion model such as [28] generates high-quality images that align with the query intent. From logs, we know which item image was clicked for the given text query. This becomes our new "text-to-image query". We extract the hero image for each clicked-item in the log as the "candidate". The new source and candidate comprise our generated retrieval dataset which is fed back into the same retrieval callbacks described in the previous paragraph. We are in the process of developing our internal diffusion model variations tuned to the task. One obstacle in employing text-to-image generative models at scale in online e-commerce applications is the high inference cost of these models, such as high inference latency. Efficient text-to-image generation is an area of active research and we employ a publicly available fast stable diffusion model through token merging introduced in [6].

4.3 Offline Experiments Results

We perform ablation studies to evaluate backbone choices and training paradigms. Only the EfficientNetB0 is trained in the triplet learning paradigm. All the ViT are trained in the single-task (ST) or

multi-task with three (MT1) or four tasks (MT2). Additionally we compare performance of a linear probe (only tune added classification head) and pseudo zero-shot (one step training only). Most of the models derive a 256 representation except the EfficientFormer l3 and l1 where we also experiment with preserving the average pooled last hidden state representation of dimension 448 in l1 and 512 in l3 flavors. To get a 256 dimensional representation in the ViT case, we place a dense layer on top of the last hidden layer. Table 1 presents the classical accuracy results for the supervised learning case. All results are for the 256 dimension in all tables, unless otherwise noted.

In a somewhat expected fashion, the vision transformer base l6 outperforms the other architectures in classification accuracy, but it comes at the cost of high latency, which makes it unusable in mobile latency sensitive applications such as visual search.

Depending on the downstream task, both the choice of model backbone architecture and fine-tuning architecture matters and there is no one size fits all. It is best to fine-tune the Efficientformer l3 in multi-task fashion for five epochs to get a 256-dimensional image embedding that is best in the review-item retrieval task, but three epochs work better for the visually-similar clicks task. A dimension of 512 (l3 backbone) or 448 (l1 backbone) work best in all cases for the EfficientFormer backbone. The EfficientFormer l3 512-dimensional variant performs well in all tasks. We fine-tune the TensorFlow implementation of the EfficientFormer model available in the HuggingFace open source repository [37].

The multitask EfficientNetB0 does best for the visually similar clicks evaluation task, the smaller EfficientFormer l1 448-dim comes in a close second, outperforming the l3 variant. The difference between l3 and l1 is in the number of transformer blocks, with only one for l1. It appears that a simpler model does better on this particular visually similar clicks task. The learning paradigm makes a different as well. While we have only employed triplet learning with an EfficientNet B0 backbone, the triplet embeddings outperform the supervised learning embeddings in the evaluation task closest to the metric learning task they were trained on. In conclusion, even when strong pretrained backbones are available, there is no substitute for a carefully crafted model and finetuning. However, having these low latency strong pretrained backbones available is a high efficiency inducer. Table 3 gives the hyperparameters for finetuning all models.

4.4 Downstream Tasks Offline Evaluation

In Table 4 we compare how each training architecture performs offline in two downstream tasks. The first downstream task is the ad click prediction classification task, where the baseline is a standard click-through rate prediction (CTR) model with no visual inputs. The second is the embedding information retrieval task (IR) for recommendation ads, where the baseline is an IR embedding model without visual inputs. The inclusion of EfficientNetB0 based triplet learned embedding leads to the largest AUC metrics lift in the CTR model, and in the IR task all fine-tuned variants perform similarly, with EfficientNetB0 multitask outperforming others slightly in Recall0. However we, have not evaluated the EfficientFormer learned representations yet in either setting.

Table 1: Classification Metrics for Multitask Classification. MT1 stands for multitask learning with three tasks, while MT2 has four tasks; ST is single task classification.

Training Architecture	Model Architecture	Top-Level Taxonomy		Fine-Grained Taxonomy		Primary Color		Fine-Grained Taxonomy (Reviews)	
		Top1-Acc	Top5-Acc	Top1-Acc	Top5-Acc	Top1-Acc	Top5-Acc	Top1-Acc	Top5-Acc
ST Linear Probe	EfficientNetB0 Backbone	-	-	0.2035	0.4065	-	-	-	-
MT2 Linear Probe	EfficientNetB0 Backbone	0.5084	0.8583	0.2000	0.4171	0.3681	0.7990	0.1581	0.3501
Single-task	EfficientNetB0 Backbone	-	-	0.2883	0.5230	-	-	-	-
MT1	EfficientNetB0 Backbone	0.5980	0.8947	0.2824	0.5174	0.4890	0.8576	-	-
MT2	EfficientNetB0 Backbone	0.6206	0.8992	0.2905	0.5292	0.5040	0.8618	0.2137	0.4305
Pseudo-Zero Shot	ViT Base16 Backbone	-	-	0.0007	0.0052	-	-	-	-
ST	ViT Base16 Backbone	-	-	0.3606	0.6239	-	-	-	-
MT1	ViT Base16 Backbone	0.6760	0.9250	0.3560	0.6120	0.5800	0.8900	-	-
MT2	ViT Base16 Backbone	0.6800	0.9300	0.3700	0.6300	0.5700	0.8900	0.2700	0.5300
ST	DeiT Backbone	-	-	0.2590	0.5187	-	-	-	-
MT2	DeiT Backbone	0.6693	0.9215	0.3441	0.6006	0.5657	0.8866	0.2603	0.5048
ST	MobileViT xSmall Backbone	-	-	0.2303	0.4594	-	-	-	-
MT2	MobileViT xSmall Backbone	0.6023	0.8955	0.2577	0.4912	0.5242	0.8752	0.1876	0.3942
MT2	EfficientFormer I1 Backbone 256	0.6203	0.9006	0.2981	0.5305	0.523	0.8682	0.2175	0.4398
MT2	EfficientFormer I1 Backbone 448	0.6203	0.9000	0.2981	0.5301	0.5230	0.8882	0.2175	0.4398
ST	EfficientFormer I3 Backbone 256	-	-	0.3018	0.5298	-	-	-	-
ST	EfficientFormer I3 Backbone 512	-	-	0.3076	0.5561	-	-	-	-
MT2	EfficientFormer I3 Backbone 256	0.6345	0.9037	0.3128	0.5458	0.5169	0.8600	0.2332	0.4583
MT2	EfficientFormer I3 Backbone 512	0.6319	0.9059	0.3111	0.5443	0.5171	0.8595	0.2269	0.4477

Table 2: Ablation studies showing Recall@5 and Recall@10 in three different similarity tasks employing the different visual representations.

Training Architecture	Model Architecture	Item-Item Retrieval		Review-Item Retrieval		Visually-Similar Clicks	
		R@5	R@10	R@5	R@10	R@5	R@10
Triplet	pretrained EfficientNetB0 Backbone	0.696279	0.719459	0.220375	0.256625	0.656460	0.724788
Triplet	Fine-Tuned EfficientNetB0 Backbone	0.8421	0.8592	0.3539	0.4069	0.6875	0.7562
Zero-Shot	EfficientNetB0 Backbone	0.7226	0.7527	0.2781	0.3174	0.7150	0.7839
STLinear Probe	EfficientNetB0 Backbone	0.7258	0.7565	0.2870	0.3335	0.7375	0.8104
MT2 Linear Probe	EfficientNetB0 Backbone	0.7335	0.7661	0.3039	0.3550	0.7526	0.8260
ST	EfficientNetB0 Backbone	0.7272	0.7619	0.2781	0.3321	0.7210	0.7956
MT1	EfficientNetB0 Backbone	0.7573	0.7890	0.3021	0.3545	0.7439	0.8182
MT2	EfficientNetB0 Backbone	0.7674	0.7994	0.3455	0.3990	0.7691	0.8456
Pseudo-Zero Shot	ViT Base16 Backbone	0.6903	0.7208	0.2506	0.2989	0.5883	0.6577
ST	ViT Base16 Backbone	0.7035	0.7378	0.2925	0.3493	0.6467	0.7223
MT1	ViT Base16 Backbone	0.7435	0.7758	0.3140	0.3745	0.6311	0.7056
MT2	ViT Base16 Backbone	0.7634	0.7938	0.3598	0.424	0.686(3ep)	0.767(3ep)
ST	DeiT Backbone	0.7332	0.7659	0.3291	0.3870	0.6922	0.7717
MT2	DeiT Backbone	0.7697	0.7956	0.3635	0.4250	0.6900	0.7641
ST	MobileViT xSmall Backbone	0.6376	0.6786	0.2239	0.2739	0.5886	0.6708
MT2	MobileViT xSmall Backbone	0.7241	0.7597	0.2984	0.3604	0.6770	0.7501
MT2	EfficientFormer I1 Backbone 256	0.7568	0.7866	0.3515(5ep)	0.409(5ep)	0.736(3ep)	0.8075(3ep)
MT2	EfficientFormer I1 Backbone 448	0.7929	0.8139	0.3840	0.4391	0.76631(3ep)	0.8345(3ep)
ST	EfficientFormer I3 Backbone 256	0.7086	0.7398	0.2977(5ep)	0.3889(5ep)	0.6831(3ep)	0.7582(3ep)
ST	EfficientFormer I3 Backbone 512	0.7642	0.7904	0.3364	0.3892	0.7232(3ep)	0.7938(3ep)
MT2	EfficientFormer I3 Backbone 256	0.7694(3ep)	0.8007(3ep)	0.3651(3ep)	0.4242(3ep)	0.7212(3ep)	0.7987(3ep)
MT2	EfficientFormer I3 Backbone 512	0.8007	0.8243	0.4108	0.4697	0.7616(3ep)	0.8298(3ep)

Table 3: Finetuning Hyperparameters

Config	Triplet EfficientNetB0	MT EfficientNetB0	MT ViT B16	MT EfficientFormer I3	MT EfficientFormer I1
Optimizer	Adam	Adam	Adam	AdamW	AdamW
Adam β_1	0.9	0.9	0.9	0.9	0.9
Adam β_2	0.999	0.999	0.999	0.999	0.999
Adam ϵ	1e-08	1e-08	1e-07	1e-07	1e-07
Weight Decay	0.00	0.00	0.01	0.01	0.01
Average Step Time	21ms	200ms	76ms	37ms	18ms
Batch Size (train)	512	256	64	64	64
Batch Size (validation)	256	256	128	128	128
Input Size	224x224x3	224x224x3	224x224x3	224x224x3	224x224x3
Machine Type (training)	2 P100	2 P100	2 P100	2 P100	2 P100
Machine Type (validation)	2 P100	2 P100	2 P100	2 P100	2 P100
Learning Rate	0.0001	0.0001	0.0001	0.0002	0.0002
Loss	Triplet	CE	CE	CE	CE
Learning Rate Scheduler	cosine	cosine	polynomial	polynomial	polynomial
Num Epochs	10	10	10	10	10
Num Parameters New Layers (trainable)	737,792	1,260,014	719,598	653,038	637,100
Num Parameters (trainable)	2,977,472	3,888,234	87,109,870	31,033,550	12,029,094
Num Parameters (total)	4,373,155	4,895,889	87,111,918	31,101,586	12,063,415
Triplet Margin	0.2	-	-	-	-
Num Train Examples 802,822	715,440	715,440	715,440	715,440	715,440
Num Validation Examples 91,576	78,000	78,000	78,000	78,000	78,000

4.5 Online Experiment Results in Downstream A/B Tests

Etsy has utilized the unified visual representations in deployed applications such as similar-item recommendations, search ranking, visually similar recommendations, content moderation, and search by image. Table 5 summarizes online A/B test results. In previous work [1] authors described representation learning workflows in Etsy Ads including the multitask visual representations which lead

to the post-click purchase rate lift in Table 5 when employed in downstream rankers. Ads Information Retrieval (AIR) is an embedding based retrieval method used to retrieve similar item ad recommendations, also described in [1]. After inclusion of visual representations, offline click-recall@100 increased by +8%. Online A/B test results for AIR as a candidate generator are under “Ad Information Retrieval: Ad Recs Matching”. Image similarity is computed and included directly in ranking functions (“Ad Similar Listing

Table 4: Ablation studies showing offline lift for various pretrained visual representations used in the downstream click prediction task in ad ranking (CTR), and those used in the downstream embedding information retrieval task for recommendation ads (IR).

Training Architecture	Model Architecture	CTR		IR	
		ROC-AUC	PR-AUC	R@100	R@1000
No Visual Inputs	No Visual Inputs	-	-	-	-
Triplet	EfficientNetB0 Backbone	+0.64%	+2.04%	+7.58%	+6.91%
Multi-task	EfficientNetB0 Backbone	+0.56%	0.0%	+5.93%	+6.98%
Multi-task	ViT Base16 Backbone	+0.62%	+1.9%	+4.38%	+6.05%
Pseudo-Zero-Shot	ViT Base16 Backbone	+0.32%	+0.47%	+0.09%	+0.75%

Recs: Ad Recs Ranker"). One of the first applications of the multitask unified visual embeddings was retrieving Etsy Ads in the visually similar module on the Buy on Etsy (BOE) app. An example is shown in Figure 1. Multitask visual embeddings were also included in the search by image shopping experience, available on the Buy on Etsy app. Users search using photos taken with their mobile phone’s camera. Review photos are photos taken “in the wild”, using a mobile camera, unlike seller uploaded photos. Diversifying the distribution of the training data resulted in improved performance of the multitask embeddings.

5 CONCLUSION

In this article we present in depth our approach to learning image representations in an efficient manner and the benefits we derive in downstream tasks employing them. We contrast multiple architectures employed as backbones for representation learning, as well as learning paradigms such as contrastive learning, and supervised learning (single and multitask). Our goal to learn representations efficiently is presented throughout. Finally we present ablation studies results on how permutations of different approaches perform, including in downstream tasks and online experiments. Interestingly but not surprisingly, different approaches perform better depending on the downstream task where they are employed. Our final thoughts is that learning visual representations is of paramount importance in e-commerce and other large scale online applications, and especially so in online ads, which are highly visually driven. Doing so efficiently is a challenging goal made possible by advances in the field of efficient deep learning and efficient and low latency neural network architectures.

REFERENCES

- [1] Alaa Awad, Denisa Roberts, Eden Dolev, Andrea Heyman, Zahra Ebrahimzadeh, Zoe Weil, Marcin Mejran, Vaibhav Malpani, and Mahir Yavuz. 2023. adSformers: Personalization from Short-Term Sequences and Diversity of Representations in Etsy Ads. *arXiv preprint arXiv:2302.01255* (2023).
- [2] Josh Beal, Hao-Yu Wu, Dong Huk Park, Andrew Zhai, and Dmitry Kislyuk. 2022. Billion-scale pretraining with vision transformers for multi-task visual representations. In *Proceedings of the IEEE/CVF Winter Conference on Applications of Computer Vision*. 564–573.
- [3] Sean Bell, Yiqun Liu, Sami Alsheikh, Yina Tang, Edward Pizzi, M Henning, Karun Singh, Omkar Parkhi, and Fedor Borisjuk. 2020. GrokNet: Unified computer vision model trunk and embeddings for commerce. In *Proceedings of the 26th ACM SIGKDD international conference on knowledge discovery & data mining*. 2608–2616.
- [4] Yoshua Bengio, Aaron Courville, and Pascal Vincent. 2013. Representation learning: A review and new perspectives. *IEEE transactions on pattern analysis and machine intelligence* 35, 8 (2013), 1798–1828.
- [5] Srinadh Bhojanapalli, Ayan Chakrabarti, Daniel Glasner, Daliang Li, Thomas Unterthiner, and Andreas Veit. 2021. Understanding robustness of transformers for image classification. In *Proceedings of the IEEE/CVF international conference on computer vision*. 10231–10241.
- [6] Daniel Bolya and Judy Hoffman. 2023. Token Merging for Fast Stable Diffusion. In *Proceedings of the IEEE/CVF Conference on Computer Vision and Pattern Recognition*. 4598–4602.
- [7] Rich Caruana. 1997. Multitask learning. *Machine learning* 28 (1997), 41–75.
- [8] Xiaoyi Dong, Jianmin Bao, Dongdong Chen, Weiming Zhang, Nenghai Yu, Lu Yuan, Dong Chen, and Baining Guo. 2022. Cswin transformer: A general vision transformer backbone with cross-shaped windows. In *Proceedings of the IEEE/CVF Conference on Computer Vision and Pattern Recognition*. 12124–12134.
- [9] Alexey Dosovitskiy, Lucas Beyer, Alexander Kolesnikov, Dirk Weissenborn, Xi-aohua Zhai, Thomas Unterthiner, Mostafa Dehghani, Matthias Minderer, Georg Heigold, Sylvain Gelly, et al. 2020. An image is worth 16x16 words: Transformers for image recognition at scale. *arXiv preprint arXiv:2010.11929* (2020).
- [10] Ming Du, Arnau Ramisa, Amit Kumar KC, Sampath Chanda, Mengjiao Wang, Neelakandan Rajesh, Shasha Li, Yingchuan Hu, Tao Zhou, Nagashri Lakshminarayanan, et al. 2022. Amazon Shop the Look: A visual search system for fashion and home. In *Proceedings of the 28th ACM SIGKDD Conference on Knowledge Discovery and Data Mining*. 2822–2830.
- [11] Kaiming He, Xiangyu Zhang, Shaoqing Ren, and Jian Sun. 2016. Deep residual learning for image recognition. In *Proceedings of the IEEE conference on computer vision and pattern recognition*. 770–778.
- [12] Elad Hoffer and Nir Ailon. 2015. Deep metric learning using triplet network. In *Similarity-Based Pattern Recognition: Third International Workshop, SIMBAD 2015, Copenhagen, Denmark, October 12-14, 2015. Proceedings 3*. Springer, 84–92.
- [13] Edward J Hu, Yelong Shen, Phillip Wallis, Zeyuan Allen-Zhu, Yuanzhi Li, Shean Wang, Lu Wang, and Weizhu Chen. 2021. Lora: Low-rank adaptation of large language models. *arXiv preprint arXiv:2106.09685* (2021).
- [14] Yushi Jing, David Liu, Dmitry Kislyuk, Andrew Zhai, Jiajing Xu, Jeff Donahue, and Sarah Tavel. 2015. Visual search at pinterest. In *Proceedings of the 21th ACM SIGKDD International Conference on Knowledge Discovery and Data Mining*. 1889–1898.
- [15] Wang-Cheng Kang, Eric Kim, Jure Leskovec, Charles Rosenberg, and Julian McAuley. 2019. Complete the look: Scene-based complementary product recommendation. In *Proceedings of the IEEE/CVF Conference on Computer Vision and Pattern Recognition*. 10532–10541.
- [16] Eileen Li, Eric Kim, Andrew Zhai, Josh Beal, and Kunlong Gu. 2020. Bootstrapping complete the look at pinterest. In *Proceedings of the 26th ACM SIGKDD International Conference on Knowledge Discovery & Data Mining*. 3299–3307.
- [17] Yanyu Li, Ju Hu, Yang Wen, Georgios Evangelidis, Kamyar Salahi, Yanzhi Wang, Sergey Tulyakov, and Jian Ren. 2022. Rethinking Vision Transformers for MobileNet Size and Speed. *arXiv preprint arXiv:2212.08059* (2022).
- [18] Yanyu Li, Geng Yuan, Yang Wen, Ju Hu, Georgios Evangelidis, Sergey Tulyakov, Yanzhi Wang, and Jian Ren. 2022. Efficientformer: Vision transformers at mobilenet speed. *Advances in Neural Information Processing Systems* 35 (2022), 12934–12949.
- [19] Ze Liu, Han Hu, Yutong Lin, Zhuliang Yao, Zhenda Xie, Yixuan Wei, Jia Ning, Yue Cao, Zheng Zhang, Li Dong, et al. 2022. Swin transformer v2: Scaling up capacity and resolution. In *Proceedings of the IEEE/CVF conference on computer vision and pattern recognition*. 12009–12019.
- [20] Ze Liu, Yutong Lin, Yue Cao, Han Hu, Yixuan Wei, Zheng Zhang, Stephen Lin, and Baining Guo. 2021. Swin transformer: Hierarchical vision transformer using shifted windows. In *Proceedings of the IEEE/CVF international conference on computer vision*. 10012–10022.
- [21] Sachin Mehta and Mohammad Rastegari. 2021. Mobilevit: light-weight, general-purpose, and mobile-friendly vision transformer. *arXiv preprint arXiv:2110.02178* (2021).
- [22] Gaurav Menghani. 2023. Efficient deep learning: A survey on making deep learning models smaller, faster, and better. *Comput. Surveys* 55, 12 (2023), 1–37.
- [23] Nikil Pancha, Andrew Zhai, Jure Leskovec, and Charles Rosenberg. 2022. PinnerFormer: Sequence Modeling for User Representation at Pinterest. *arXiv preprint arXiv:2205.04507* (2022).
- [24] Alec Radford, Jeffrey Wu, Rewon Child, David Luan, Dario Amodei, Ilya Sutskever, et al. 2019. Language models are unsupervised multitask learners. *OpenAI blog* 1, 8 (2019), 9.
- [25] Maithra Raghu, Thomas Unterthiner, Simon Kornblith, Chiyuan Zhang, and Alexey Dosovitskiy. 2021. Do vision transformers see like convolutional neural networks? *Advances in Neural Information Processing Systems* 34 (2021), 12116–12128.
- [26] Denisa Roberts. 2019. Neural networks for Lorenz map prediction: A trip through time. *arXiv preprint arXiv:1903.07768* (2019).
- [27] Denisa AO Roberts and Lucas R Roberts. 2020. QR and LQ Decomposition Matrix Backpropagation Algorithms for Square, Wide, and Deep–Real or Complex–Matrices and Their Software Implementation. *arXiv preprint arXiv:2009.10071* (2020).
- [28] Robin Rombach, Andreas Blattmann, Dominik Lorenz, Patrick Esser, and Björn Ommer. 2021. High-Resolution Image Synthesis with Latent Diffusion Models. *arXiv:2112.10752 [cs.CV]*
- [29] Chaitanya Ryal, Yuan-Ting Hu, Daniel Bolya, Chen Wei, Haoqi Fan, Po-Yao Huang, Vaibhav Aggarwal, Arkabandhu Chowdhury, Omid Poursaeed, Judy

Table 5: Statistically significant online A/B experiment results (p-value < 0.001) using visual representations in production applications

Online Metric	Ad Information Retrieval	Ad Similar Listing Recs	Visual Similar Recs		Sponsored-Search Ranking	
	Ad Recs Matching	Ad Recs Ranker	iOS	Android	CTR	PCCVR
Ad-Recommendation Clicked	+3.97%	+6.25%	+0.73%	+0.11%	-	-
Ad-Sitewide-CTR	+0.97%	+0.77%	-0.65%	+0.38%	+2.55%	-0.02%
Ad-Sitewide-Clicks	+1.05%	+0.70%	+0.73%	+1.61%	+2.07%	-0.48%
Ad-Return-On-Spend	-0.40%	+0.31%	+1.92%	-	+1.02%	+3.51%
Ads-Post-Click Purchase Rate	-	-	-	+1.18%	+0.29%	+1.26%

- Hoffman, et al. 2023. Hiera: A Hierarchical Vision Transformer without the Bells-and-Whistles. *arXiv preprint arXiv:2306.00989* (2023).
- [30] Mark Sandler, Andrew Howard, Menglong Zhu, Andrey Zhmoginov, and Liang-Chieh Chen. 2018. Mobilenetv2: Inverted residuals and linear bottlenecks. In *Proceedings of the IEEE conference on computer vision and pattern recognition*. 4510–4520.
- [31] Victor Sanh, Lysandre Debut, Julien Chaumond, and Thomas Wolf. 2019. DistilBERT, a distilled version of BERT: smaller, faster, cheaper and lighter. *arXiv preprint arXiv:1910.01108* (2019).
- [32] Abdelrahman Shaker, Muhammad Maaz, Hanoona Rasheed, Salman Khan, Ming-Hsuan Yang, and Fahad Shahbaz Khan. 2023. SwiftFormer: Efficient Additive Attention for Transformer-based Real-time Mobile Vision Applications. *arXiv preprint arXiv:2303.15446* (2023).
- [33] Mingxing Tan and Quoc Le. 2019. Efficientnet: Rethinking model scaling for convolutional neural networks. In *International conference on machine learning*. PMLR, 6105–6114.
- [34] Hugo Touvron, Matthieu Cord, Matthijs Douze, Francisco Massa, Alexandre Sablayrolles, and Hervé Jégou. 2021. Training data-efficient image transformers & distillation through attention. In *International conference on machine learning*. PMLR, 10347–10357.
- [35] Pavan Kumar Anasosalu Vasu, James Gabriel, Jeff Zhu, Oncel Tuzel, and Anurag Ranjan. 2023. FastViT: A Fast Hybrid Vision Transformer using Structural Reparameterization. *arXiv preprint arXiv:2303.14189* (2023).
- [36] Ashish Vaswani, Noam Shazeer, Niki Parmar, Jakob Uszkoreit, Llion Jones, Aidan N Gomez, Łukasz Kaiser, and Illia Polosukhin. 2017. Attention is all you need. *Advances in neural information processing systems* 30 (2017).
- [37] Thomas Wolf, Lysandre Debut, Victor Sanh, Julien Chaumond, Clement Delangue, Anthony Moi, Pierric Cistac, Tim Rault, Rémi Louf, Morgan Funtowicz, et al. 2019. Huggingface’s transformers: State-of-the-art natural language processing. *arXiv preprint arXiv:1910.03771* (2019).
- [38] Fan Yang, Ajinkya Kale, Yury Bubnov, Leon Stein, Qiaosong Wang, Hadi Kiapour, and Robinson Piramuthu. 2017. Visual search at ebay. In *Proceedings of the 23rd ACM SIGKDD international conference on knowledge discovery and data mining*. 2101–2110.
- [39] Weihao Yu, Mi Luo, Pan Zhou, Chenyang Si, Yichen Zhou, Xinchao Wang, Jiashi Feng, and Shuicheng Yan. 2022. Metaformer is actually what you need for vision. In *Proceedings of the IEEE/CVF conference on computer vision and pattern recognition*. 10819–10829.
- [40] Andrew Zhai, Dmitry Kislyuk, Yushi Jing, Michael Feng, Eric Tzeng, Jeff Donahue, Yue Li Du, and Trevor Darrell. 2017. Visual discovery at pinterest. In *Proceedings of the 26th International Conference on World Wide Web Companion*. 515–524.
- [41] Andrew Zhai, Hao-Yu Wu, Eric Tzeng, Dong Huk Park, and Charles Rosenberg. 2019. Learning a unified embedding for visual search at Pinterest. In *Proceedings of the 25th ACM SIGKDD International Conference on Knowledge Discovery & Data Mining*. 2412–2420.
- [42] Yanhao Zhang, Pan Pan, Yun Zheng, Kang Zhao, Yingya Zhang, Xiaofeng Ren, and Rong Jin. 2018. Visual search at alibaba. In *Proceedings of the 24th ACM SIGKDD International Conference on Knowledge Discovery & Data Mining*. 993–1001.
- [43] Zhe Zhao, Lichan Hong, Li Wei, Jilin Chen, Aniruddh Nath, Shawn Andrews, Aditee Kumthekar, Maheswaran Sathiamoorthy, Xinyang Yi, and Ed Chi. 2019. Recommending what video to watch next: a multitask ranking system. In *Proceedings of the 13th ACM Conference on Recommender Systems*. 43–51.