

An improvement of Random Node Generator for the uniform generation of capacities

Peiqi SUN^{1*}, Michel GRABISCH² and Christophe LABREUCHE³.

¹ Université Paris I - Panthéon-Sorbonne, Paris, France

peiqisun94@gmail.com

² Paris School of Economics, Université Paris I - Panthéon-Sorbonne, Paris, France

michel.grabisch@univ-paris1.fr

³ Thales Research & Technology, Palaiseau, France

christophe.labreuche@thalesgroup.com

May 24, 2023

Abstract

Capacity is an important tool in decision-making under risk and uncertainty and multi-criteria decision-making. When learning a capacity-based model, it is important to be able to generate uniformly a capacity. Due to the monotonicity constraints of a capacity, this task reveals to be very difficult. The classical Random Node Generator (RNG) algorithm is a fast-running speed capacity generator, however with poor performance. In this paper, we firstly present an exact algorithm for generating a n elements' general capacity, usable when $n < 5$. Then, we present an improvement of the classical RNG by studying the distribution of the value of each element of a capacity. Furthermore, we divide it into two cases, the first one is the case without any conditions, and the second one is the case when some elements have been generated. Experimental results show that the performance of this improved algorithm is much better than the classical RNG while keeping a very reasonable computation time.

Keywords: random generation, capacity, linear extension

1 Introduction

Capacities and the Choquet integral are widely used in decision making, especially in decision with multiple criteria, where the capacity models the importance of groups of criteria while the Choquet integral is used as a versatile aggregation operator [7, 9]. It is often useful in practice to be able to randomly generate capacities, in a uniform way (measure of performance of models, evaluation of an elicitation technique, learning/identification phase, etc.). This problem reveals to be surprisingly difficult, because

*Corresponding author

of the monotonicity constraints defining capacities, so that naive approaches yield poor performance and give highly biased distributions.

The theoretical perfect solution to the random generation problem is however known: since the set of capacities is an order polytope, generating capacities in a uniform way amounts to generating all linear extensions of the Boolean lattice $(2^N, \subseteq)$ [22]. This leads to the exact capacity generator (ECG), which we have implemented. However, the number of linear extensions of $(2^N, \subseteq)$ grows tremendously fast with $n := |N|$, and is even not known beyond $n = 8$. Therefore, approximate solutions have to be found. One way is to generate a sufficiently representative subset of linear extensions: this is the approach taken by Karzanov and Khachiyan using Markov Chains [14], Combarro et al [4, 5], and also the authors of this paper [10]. Another way is to find some simple heuristic for directly generating one by one all the coefficients of a capacity, for example, the random node generator of Havens and Pinar [12]. This generator is very fast but has poor performance, due to the fact that for simplicity the coefficients of a capacity are supposed to follow a uniform distribution on some interval. However, the theoretical distribution of a coefficient is very complex and relies also on linear extensions.

The first aim of this paper is to provide an improvement of the random node generator of Havens and Pinar, called IRNG, by taking advantage of some properties of the exact distribution of the coefficients of a capacity. We show that distributions obtained by our method are much closer to the exact distributions or those obtained by the Markov Chain method, while demanding a small computation time, which is much lower than the time required by the Markov Chain method.

Our second aim is motivated by the fact that, in practice, it is often necessary to generate a set of capacities in a uniform way but *subject to some constraints*, which could come from some preference information given by the decision maker, or when using the approach of Stochastic Multiobjective Acceptability Analysis (SMAA) [1, 18]. A naive solution to this problem is the acceptance and rejection method, which amounts to generating capacities and keeping only those which satisfy the constraints. Indeed, the acceptance rate would be in most cases too small to make the method tractable. Therefore, one has to take into account the constraints directly into the generation method. Incorporating arbitrary linear constraints on capacity coefficients into ECG or IRNG seems however to be infeasible. We have therefore restricted to constraints where two capacity coefficients are compared, or one coefficient is compared to some value, and proposed a modification of ECG and IRNG in order to take into account these types of constraints. As preferential information leads in general to more complex constraints than the two types we restrict to, there is still a acceptance and rejection step in our approach, but with a much better acceptance rate than with the naive method.

The paper is organized as follows: Section 2 gives the necessary background on multicriteria decision making, capacities, and the random generation of capacities. Section 3 presents the exact method based on linear extensions (ECG algorithm) and the improvement of the Random Node Generator (IRNG algorithm) based on the study of the theoretical distribution of the coefficients of a capacity. Section 4 is devoted to the experimental results on the comparison of IRNG with the original Random Node

- $x \in P$ is *maximal* if $x \preccurlyeq y$ with $y \in P$ implies $x = y$. We denote by $\text{Max}(P, \preccurlyeq)$ (simply $\text{Max}(P)$) the set of maximal elements of P .
- A *linear extension* of (P, \preccurlyeq) is a total order \leq on P which is compatible with the partial order \preccurlyeq in the following sense: $x \preccurlyeq y$ implies $x \leq y$.
- The *order polytope* [22] associated to (P, \preccurlyeq) , denoted by $\mathcal{O}(P)$, is the set

$$\mathcal{O}(P) = \{f : P \longrightarrow [0, 1] \mid f(x) \leq f(y) \text{ if } x \preccurlyeq y\}.$$

It is known from Stanley [22] that linear extensions induce a triangulation of $\mathcal{O}(P)$ into simplices of equal volume. Therefore, generating in a random uniform way an element of $\mathcal{O}(P)$ amounts to generating all linear extensions, or to generating them randomly according to a uniform distribution.

We apply this result to capacities. It is easy to see that the set $\mathcal{C}(N)$ of capacities is an order polytope, whose underlying poset is $(2^N \setminus \{\emptyset, N\}, \subseteq)$. Therefore, the problem of randomly generating capacities according to a uniform distribution amounts to generating the linear extensions of the poset $(2^N \setminus \{\emptyset, N\}, \subseteq)$. For example, for a 3 elements' capacity, $(\{1\}, \{2\}, \{3\}, \{1, 2\}, \{1, 3\}, \{2, 3\})$ is a linear extension of the poset $(2^{\{1,2,3\}} \setminus \{\emptyset, \{1, 2, 3\}\}, \subseteq)$. However, the number of linear extensions of $(2^N \setminus \{\emptyset, N\}, \subseteq)$ increases tremendously fast, and is unknown beyond $n = 8$.

3 Capacity Generators: Random Node generator based on Beta distribution

3.1 Exact Capacity Generator

When $n \leq 4$, it is possible to have an exact algorithm generating all linear extensions, and therefore to generate capacities in a uniform way. We propose below such an algorithm (**Exact-capacity-generator** (ECG)), which is recursive and performs a Depth-First-Search (DFS) finding maximal elements of a poset, which will form the tail of the list describing the linear extension. The following dendrogram of Figure 1 (right) illustrates the process of the algorithm for a 3 elements' capacity. The maximal element is $\{1, 2, 3\}$, which is the root of the dendrogram (Figure 1, right), then we continue to find the set of maximal elements of the poset deprived of node $\{1, 2, 3\}$, which is $\{\{1, 2\}, \{1, 3\}, \{2, 3\}\}$, that is the second level of dendrogram. Next, we continue to find the set of maximal elements when each node in the second level of the dendrogram is removed. We repeat the above steps until there is only one element left in the poset to obtain the whole dendrogram.

Algorithm 1

Exact-capacity-generator (n, k)

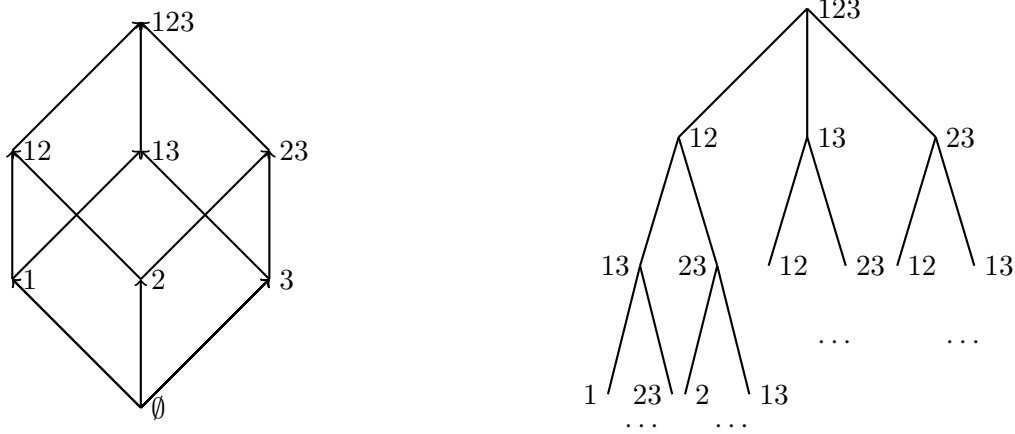


Figure 1: Case $n = 3$. Left: representation of the poset $(2^N, \subseteq)$. Right: Dendrogram of the maximal elements when running the procedure for generating all linear extensions using the DFS algorithm.

Input: n, k integers.

% k is the number of all linear extensions and $n = |N|$.

Output: k generated capacities on 2^N

% *AllLinear* is an empty array which will contain all linear extensions

1: $count \leftarrow 0$

% P is an array containing the poset $2^N \setminus \{\emptyset, N\}$

2: **All-linear-extension**($P, AllLinear, count$)

3: **repeat** k **times**

4: Select uniformly one linear extension of *AllLinear*

5: Generate uniformly $2^n - 2$ numbers between 0 and 1, sort them from smallest to largest, and assign them to the selected linear extension

end repeat

Algorithm 2

All-linear-extension($P, AllLinearExtensions, count$)

%*AllLinearExtensions* stores all linear extensions of P and $count$ stores the number of linear extensions

Input: an array P containing a poset of size n , an array *AllLinearExtensions* and $count$

Output: All linear extensions of poset P

6: **If** $|P| = 1$ **then**

 % When the bottom of dendrogram is reached, add an empty linear

```

extension to AllLinearExtensions.
7:   Append a zeros array of size  $n$  to AllLinearExtensions
8:   AllLinearExtensions[ $count - 1$ ][ $n - 1$ ]  $\leftarrow P[0]$ 
9:    $count \leftarrow count + 1$ 
   end if
10: For  $i$  in  $\text{Max}(P)$  do
11:   Remove  $i$  from  $P$ 
   % recursion algorithm
12:   All-linear-extension( $P, \text{AllLinearExtensions}, count$ )
13:   AllLinearExtensions[ $count - 1$ ][size of  $P$ ]  $\leftarrow i$ 
14:   Re-insert  $i$  to the end of poset  $P$ 
end for

```

When $n > 4$, approximate methods have to be used, either generating randomly linear extensions like the Markov Chain method [14], the 2-level approximation method [10], etc., or based on other principles like the *Random Node generator (RNG) algorithm* introduced by T. C. Havens and A. J. Pinar in [12]. The core idea of this approach is to randomly select one element $S \in 2^N$ among all elements and then draw it with a uniform law between the maximum and minimum values allowed by the monotonicity constraints. This operation is repeated until all elements in 2^N have assigned values.

The most significant advantage of this method is its low complexity and fast running speed. However, theoretically, the capacities generated by it are not uniform, because firstly the range of values for $\mu(S)$ is highly dependent on the rank in which the element S is selected, and secondly the exact distribution of $\mu(S)$ is far from being a uniform distribution. Therefore, this capacity generator has a lot of theoretical undesirabilities.

As an illustration, we compare the performance of the RNG with ECG. The following figures show the distribution of $\mu(S)$ generated by the RNG and ECG.

From Figures 2 and 3, we notice that the discrepancy between the distribution of these two groups of μ is significant, and thus we may conclude that the uniformity of the capacity obtained by the Random-Node generator is not satisfactory. In the next subsections, we study the theoretical distribution of $\mu(S)$ and propose an improvement of the Random-Node generator.

3.2 Theoretical distribution of μ

The main idea for improving the random node generator algorithm is to use a more realistic probabilistic distribution on the generation of the capacity of the current subset S . Let us first describe the probability distribution of such a term.

To this end, let us consider a set of i.i.d random variables $\mu_1, \mu_2, \dots, \mu_m$ that follow the uniform law between 0 and 1. We sort the μ_i s into the order statistics $\mu_{(1)} \leq \mu_{(2)} \leq \dots \leq \mu_{(m)}$. Then $\mu_{(k)}$ follows the Beta distribution $\mu_{(k)} \sim \text{Beta}(k, m - k + 1)$. If we

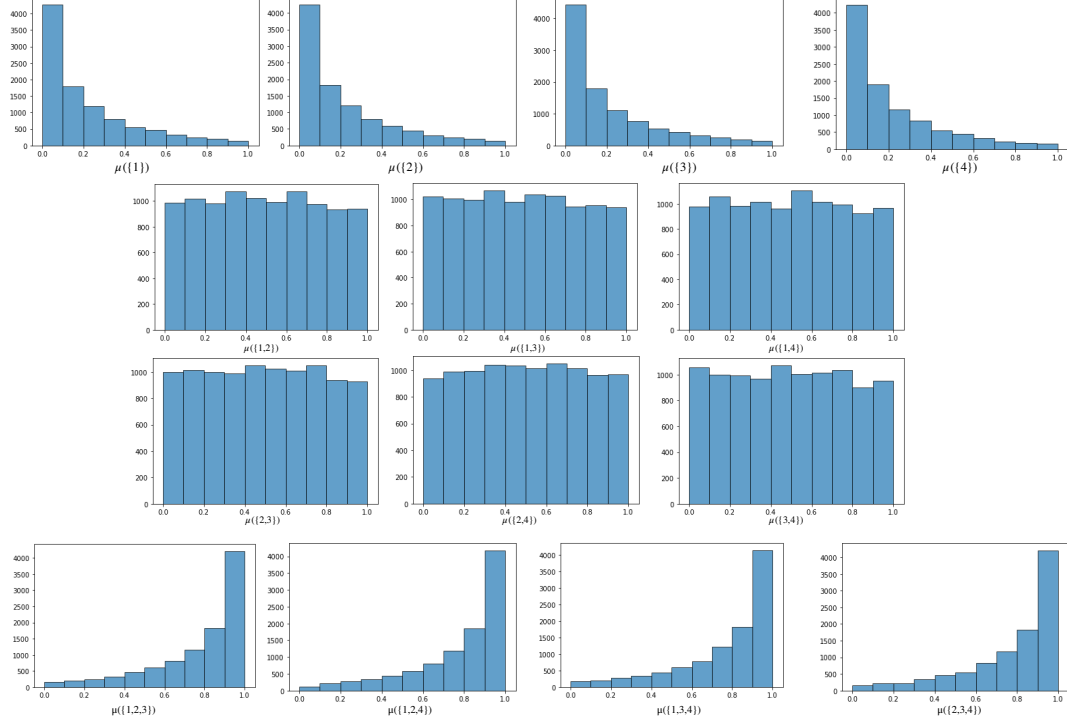


Figure 2: Case $n = 4$. Histograms of the values of $\mu(S)$, $S \in 2^N \setminus \{N, \emptyset\}$, generated by RNG (compare with Fig. 3 where the exact generator has been used).

take $\alpha = k, \beta = m - k + 1$, then the formula for the density of $\mu_{(k)}$ is as follows:

$$f_{\mu_{(k)}}(x) = \frac{\Gamma(\alpha + \beta)}{\Gamma(\alpha)\Gamma(\beta)} x^{\alpha-1} (1-x)^{\beta-1},$$

where $\Gamma(\alpha) = \int_0^\infty t^{\alpha-1} e^{-t} dt$, with $\alpha > 0$.

In order to apply this result to capacities, we need to know the rank of $\mu(S)$ within all terms of a capacity. We denote by $\mathcal{R}k(S)$ the rank of element S ($S \in 2^N$) in a linear extension of poset $(2^N, \subseteq)$. Each element of 2^N has a rank in each linear extension corresponding to the poset, among them \emptyset is always located at the minimal rank, i.e., $\mathcal{R}k(\emptyset) = 0$ and N is always located at the maximal rank, i.e., $\mathcal{R}k(N) = 2^n - 1$.

Then the cumulative distribution function of $\mu(S)$, i.e. $\mathbb{P}(\mu(S) \leq x)$ for $0 < x < 1$,

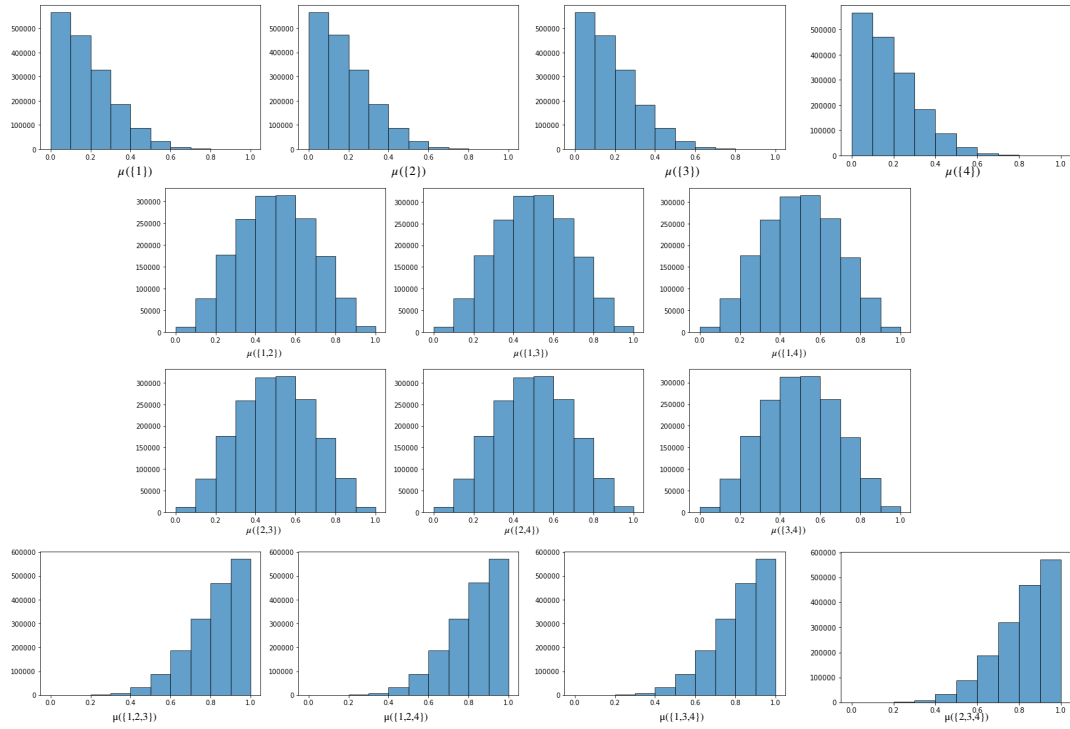


Figure 3: Case $n = 4$. Histograms of the values of $\mu(S)$, $S \in 2^N \setminus \{N, \emptyset\}$, generated by ECG.

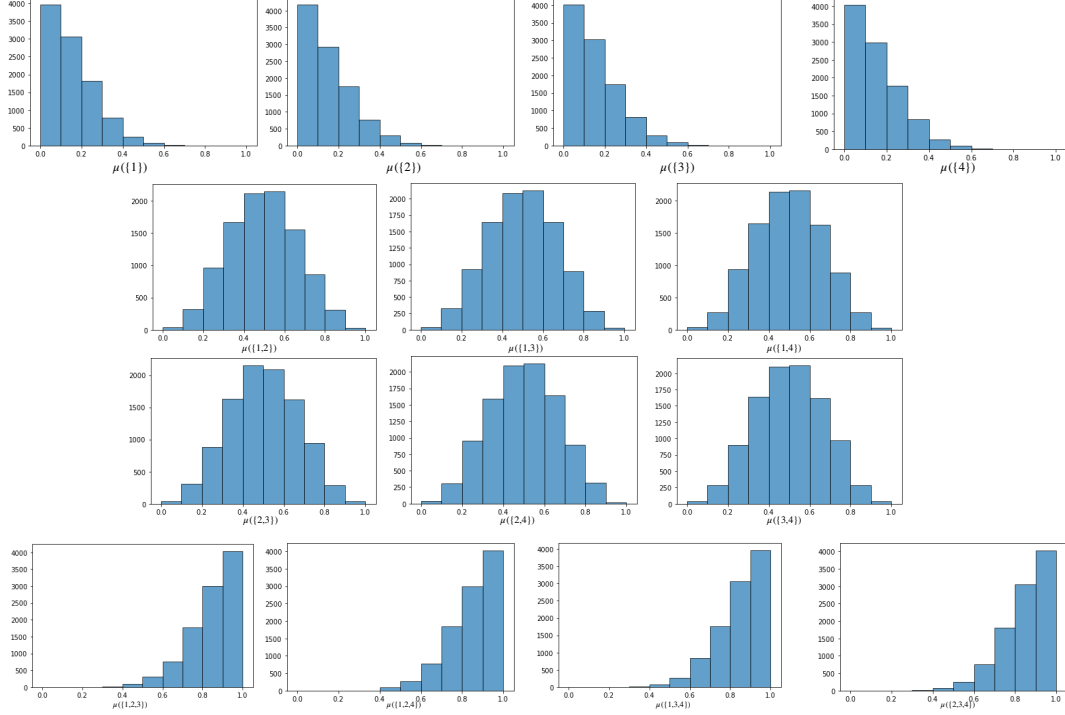


Figure 4: Case $n = 4$. Histograms of the values of $\mu(S)$, $S \in 2^N \setminus \{N, \emptyset\}$, generated by IRNG (compare with Fig. 3 where the exact generator has been used).

compare the results with the ECG. Figure 4 shows the distribution of $\mu(S)$ generated by the IRNG for $n = 4$.

From Figure 4, we notice that the distribution of μ generated by the IRNG is much closer to the exact distribution than the one generated with the classical RNG (Fig. 2), and Figure 5 shows the distribution of μ generated by the Markov Chain generator.

Next, we further compare their performance by calculating the Kullback-Leibler divergence (also called Relative entropy) between the distributions of $\mu(S)$ obtained by the exact generator and those obtained by the considered generators, which could be used to estimate the similarity of two distributions.

Recall the definition of Kullback-Leibler divergence:

$$\mathbb{D}_{KL}(p||q) = \sum_{x \in \mathcal{X}} p(x) \log \frac{p(x)}{q(x)}$$

with p and q two discrete probability distributions defined on the same probability space \mathcal{X} .

In our experiments, we need to compare the distribution of $\mu(S)$ generated by the considered generators with the exact distribution of $\mu(S)$. We replace q by the exact

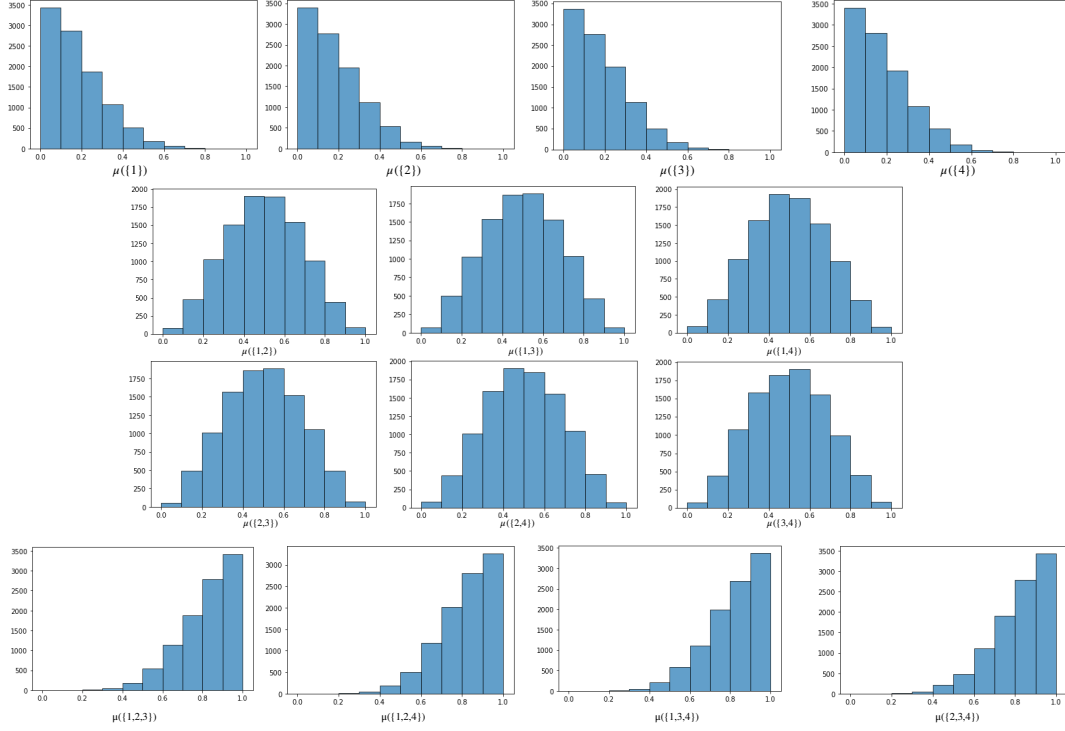


Figure 5: Case $n = 4$. Histograms of the values of $\mu(S)$, $S \in 2^N \setminus \{N, \emptyset\}$, generated by the Markov chain generator (compare with Fig. 3).

distribution of $\mu(S)$ and p by the distribution of $\mu(S)$ obtained by one of these three generators and then compare their value. The smaller the value, the higher the similarity with the exact distribution (shown in Table 1).

Table 2 shows the CPU time of different capacity generators (we have used Python implementations of the algorithms described above and have conducted the experiments on a 3.2 GHz PC with 16 GB of RAM). For the execution time of IRNG, the time required to compute the probabilities in Equation (8) is not taken into account, as they are computed once for all off line.

5 Capacity generators with preference information

In this section, we would like to add some additional restrictions to the ECG and IRNG, so that they could be applied in a multi-criteria decision problem based on Choquet integral preference model.

5.1 Statement of the problem

Consider a discrete multiple criteria decision problem with n criteria where the decision is based on a Choquet integral, as described in Section 2.1. The capacity is obtained from preference information provided by the DM, in terms of indifference statements I and strict preference statements P regarding some alternatives in a set of m alternatives denoted by A . We denote these preference information constraints as the system (S_R) :

$$(S_R) \quad \begin{cases} C_\mu(a) = C_\mu(b), & \text{with } (a, b) \in I \\ C_\mu(a) \geq C_\mu(b) + \epsilon, & \text{with } (a, b) \in P. \end{cases}$$

In the above system, we set the value of $\epsilon > 0$ to be sufficiently small to ensure that there is no equality implied by the system of inequalities.

The purpose of this section is to randomly generate a set of capacities compatible with system (S_R) , in a uniform way.

The simplest method for generating capacities compatible with (S_R) is acceptance and rejection, i.e., accepting only those generated capacities which are compatible with the system (S_R) . The ratio of accepted capacities among all capacities is called the *acceptance rate*. Although this method is easily implementable, it will fail to succeed in practice if the acceptance rate is too small. In order to study this issue more explicitly, we introduce the following notation:

- We denote the volume of the polytope consisting of the capacities compatible with (S_R) as V_{S_R} , and the volume of capacities on 2^N as $V_{C(N)}$.
- We denote by $r_n^a(S_R)$ the acceptance rate of generating an n elements' capacity compatible with (S_R) , i.e., $r_n^a(S_R) = \frac{V_{S_R}}{V_{C(N)}}$.

Since it does not exist a closed-form formula giving V_{S_R} , we cannot obtain a general conclusion about $r_n^a(S_R)$. Nevertheless, through the following example, we illustrate that the value of $r_n^a(S_R)$ could be quite low.

Example 4. Suppose there are three criteria ($n = 3$) and 6 alternatives ($m = 6$), with utility value as shown in the following table.

Table 3: 3 criteria alternatives

item	criterion 1	criterion 2	criterion 3
a^1	0.6	0.8	0.7
a^2	0.7	0.1	0.8
a^3	0.4	0.3	0.8
a^4	0.4	0.9	0.7
a^5	0.9	0.1	0.5
a^6	0.9	0.4	0.3

Suppose the DM has the following preference information: $P_1 = \{(a^5, a^2), (a^2, a^3), (a^6, a^4)\}$, that is, $a^5 \succ a^2 \succ a^3$, and $a^6 \succ a^4$. The system of preference information becomes:

$$(S_{R_1}) \quad \begin{cases} C_\mu(a^5) \geq C_\mu(a^2) + \epsilon \\ C_\mu(a^2) \geq C_\mu(a^3) + \epsilon \\ C_\mu(a^6) \geq C_\mu(a^4) + \epsilon. \end{cases}$$

The volume of the capacities compatible with (S_{R_1}) (computed by software VINCI¹) is $6.50e-03$, and the volume $V_c(N)$ is $6.67e-02$ for $n = 3$. Hence, the acceptance rate of the above example is 0.097, which means that if we would like to generate 10,000 capacities compatible with S_{R_1} , we need ultimately to generate approximately 103,092 general capacities, which shall take quite a lot of time.

The above example shows that it is necessary to revise the algorithms of IRNG and ECG presented in section 3 in order to increase the acceptance rate by incorporating some constraints into the algorithms. However, the problem we encounter at this stage is that it would be too difficult to incorporate constraints like $4\mu(\{1\}) \geq \mu(\{3\}) + 2\mu(\{1, 3\}) + 10\epsilon$ (first inequality of (S_{R_1})) in the algorithms, since the links among these three variables $\mu(\{1\}), \mu(\{3\}), \mu(\{1, 3\})$ are too complex.

5.2 An approximation method

Our idea is basically to handle constraints between at most two variables, and limiting to very simple ones, in such a way that these rough constraints determine a polytope including the “true” polytope determined by the constraints (S_R) , and as small as possible.

We propose to restrict to two types of constraints, namely **constraint 1** and **constraint 2**.

$$(S_C) \quad \begin{cases} \mu(S) \leq \mu(S') + \alpha, \text{ or } \mu(S) \geq \mu(S') + \alpha, \text{ with } S', S \in 2^N \text{ and } \alpha \in \mathbb{R} \text{ (\textbf{constraint 1})} \\ \mu(S) \leq c, \mu(S) = c \text{ or } \mu(S) \geq c, \text{ with } c \text{ constant and } S \in 2^N \text{ (\textbf{constraint 2})} \end{cases}$$

As it will become clear later, algorithm IRNG is able to handle both types of constraints. However, the principle of ECG is to enumerate all linear extensions, and then

¹<https://www.multiprecision.org/vinci/home.html>

Revised algorithm

For the revised ECG algorithm, based on the original algorithm, we simply modify the maximal set ($\text{Max}(P)$) and add two arrays describing the DM's preference information, called the *dominant* and the *dominated* arrays. For a given preferential information $(a, b) \in P$, we put a in the dominant array and b in the dominated array at the same position. For example, if we have $\mu(\{1\}) \leq \mu(\{2\})$ as the first restriction, then the first element of the dominated array is $\{1\}$, and the first element of the dominant array is $\{2\}$. Referring to Example 4 (system (S_{C_1})), we could only add $\mu(\{1\}) \leq \mu(\{2\})$ and $\mu(\{2\}) \leq \mu(\{1, 3\})$ to ECG. Therefore, the dominant array would be $[\{2\}, \{1, 3\}]$ and the dominated array would be $[\{1\}, \{2\}]$. We denote by S the set belonging to the *dominated* array, and by S' the corresponding set in the *dominant* array. This revised algorithm focuses on the fact that if $S \in \text{Max}(P)$ and it exist $S'' \in \text{Max}(P)$ with $S'' \supseteq S'$, then S should be eliminated from $\text{Max}(P)$. Compared to the original algorithm, the modifications are highlighted in blue.

```

All-linear-extension( $P, \text{AllLinearExtensions}, \text{count}, \text{dominated}, \text{dominant}$ )
Input: an array  $P$  containing a poset of size  $n$ , an array  $\text{AllLinearExtensions}, \text{count}$ ,
an array of dominated element and an array of dominant element
Output: All constraint linear extensions of poset  $P$ 
If  $|P| = 1$  then
    % When the bottom of a dendrogram is reached, add an empty linear
    extension to  $\text{AllLinearExtensions}$ .
    Append a zeros array of size  $n$  to  $\text{AllLinearExtensions}$ 
     $\text{AllLinearExtensions}[\text{count} - 1][n - 1] \leftarrow P[0]$ 
     $\text{count} \leftarrow \text{count} + 1$ 
end if
% Remove the dominated elements from  $\text{Max}(P)$ .
For  $i$  in range of length dominated do
    For  $S$  in  $\text{Max}(P)$  do
        If  $S \supseteq \text{dominant}[i]$  and  $\text{dominated}[i]$  in  $\text{Max}(P)$  :
            Remove  $\text{dominated}[i]$  from  $\text{Max}(P)$ 
            break
    For  $i$  in  $\text{Max}(P)$  do
        Remove  $i$  from  $P$ 
        % recursion algorithm
        All-linear-extension( $P, \text{AllLinearExtensions}, \text{count}, \text{dominated}, \text{dominant}$ )
         $\text{AllLinearExtensions}[\text{count} - 1][\text{size of } P] \leftarrow i$ 
        Re-insert  $i$  to the end of poset  $P$ 
    end for

```

Experimental Results

From the table, we see that the revised IRNG algorithm takes about 2 times longer to generate a capacity than the original one. Therefore, if the ratio of the two acceptance rates is more than two, the revised IRNG is faster than the original method. Recall that the original acceptance rate of the system (S_{R_1}) is around 10% and the new acceptance rate of the system (S_{R_1}) from the system (S_{C_1}) is around 37%, hence the revised IRNG is faster than IRNG for Example 4.

For $n = 4$, let us use the same example as for the revised ECG's experimental result, by gradually adding the following restrictions:

$$\left\{ \begin{array}{l} \mu(\{1\}) \geq \mu(\{2\}) \\ \mu(\{1, 3\}) \geq \mu(\{4\}) \\ \mu(\{2, 3\}) \geq \mu(\{3, 4\}) \\ \mu(\{1, 2, 3\}) \geq \mu(\{2, 4\}) \\ \mu(\{1, 2, 4\}) \geq \mu(\{2, 3, 4\}) \end{array} \right.$$

The computation times for revised IRNG and original IRNG are shown in the following table.

Table 8: Computational time for revised IRNG and IRNG when $n = 4$

number of restric- tions	1	2	3	4	5
Revised IRNG	9.73s	11.66s	11.20s	12.62s	12.07s
IRNG	7.86s	9.33s	19.13s	21.47s	45.00s

From the Table 8, we notice that with the increase in the ratio of the two acceptance rates, revised IRNG is much faster than the original IRNG.

6 Concluding remarks

We have proposed an improved version of the random node generator of Havens and Pinar, by investigating in a deeper way the probability distribution of the coefficients $\mu(S)$. The results show that our algorithm yields distributions much closer to the exact ones, compared to the original random node generator, while keeping a very reasonable computation time, much smaller than the one required by the Markov Chain method.

In a second part, we have incorporated simple constraints on the capacity coefficients into our algorithms. This permits to take into account some preferential information given by the Decision Maker. We have shown that we can considerably improve the generation time compared to the naive approach of acceptance and rejection.

Further studies will be devoted to the generation of special families of capacities, like supermodular, k -additive capacities, etc.

7 Data availability

The datasets generated during and/or analysed during the current study are available from the corresponding author on reasonable request.

References

- [1] S. Angilella, S. Corrente, and S. Greco. Stochastic Multiobjective Acceptability Analysis for the Choquet integral preference model and the scale construction problem. European Journal of Operational Research, 240:172–182, 2015.
- [2] S. Angilella, S. Corrente, S. Greco, and R. Slowinski. Robust ordinal regression and stochastic multiobjective acceptability analysis in multiple criteria hierarchy process for the Choquet integral preference model. Omega, 63:154–169, 2016.
- [3] C. A. Bana e Costa, J.M. De Corte, and J.-C. Vansnick. MACBETH. International Journal of Information Technology and Decision Making, 11:359–387, 2012.
- [4] E. F. Combarro, I. Díaz, and P. Miranda. On random generation of fuzzy measures. Fuzzy Sets and Systems, 228:64–77, 2013.
- [5] E. F. Combarro, J. Hurtado de Saracho, and I. Díaz. Minimals Plus: an improved algorithm for the random generation of linear extensions of partially ordered sets. Information Sciences, 501:50–67, 2019.
- [6] G. Choquet. Theory of capacities. Annales de l’Institut Fourier, (5):131–295, 1953.
- [7] M. Grabisch. Set Functions, Games and Capacities in Decision Making, volume 46 of Theory and Decision Library C. Springer, 2016.
- [8] M. Grabisch, I. Kojadinovic, and P. Meyer. Using the Kappalab R package for Choquet integral based multi-attribute utility theory. In Proc. Int. Conf. on Information Processing and Management of Uncertainty (IPMU’06), pages 1702–1709, Paris, France, July 2006.
- [9] M. Grabisch and Ch. Labreuche. A decade of application of the Choquet and Sugeno integrals in multi-criteria decision aid. Annals of Operations Research, 175:247–286, 2010.
- [10] M. Grabisch, Ch. Labreuche, and P. Sun. An approximation algorithm for random generation of capacities. arXiv:2206.04774, 2022.
- [11] S. Greco, V. Mousseau, and R. Słowiński. Ordinal regression revisited: Multiple criteria ranking with a set of additive value functions. European Journal of Operational Research, 191:416–436, 2008.

- [12] T. C. Havens and A. J. Pinar. Generating random fuzzy (capacity) measures for datafusion simulations. In IEEE Symposium Series on Computational Intelligence (IEEE SSCI2017), pages 1–8, 2017.
- [13] M. Herin, P. Perny, and N. Sokolovska. Learning sparse representations of preferences within Choquet expected utility theory. In 38th conference on Uncertainty in Artificial Intelligence (UAI’2022), Eindhoven, Netherlands, 2022.
- [14] A. Karzanov and L. Khachiyan. On the conductance of order Markov chains. Order, 8:7–15, 1991.
- [15] R. L. Keeney and H. Raiffa. Decision with Multiple Objectives. Wiley, New York, 1976.
- [16] I. Kojadinovic, J.-L. Marichal, and M. Roubens. An axiomatic approach to the definition of the entropy of a discrete Choquet capacity. Information Sciences, 172:131–153, 2005.
- [17] D.H. Krantz, R.D. Luce, P. Suppes, and A. Tversky. Foundations of measurement, volume 1: Additive and Polynomial Representations. Academic Press, 1971.
- [18] R. Lahdelma, J. Hokkanen, and P. Salminen. SMAA – Stochastic Multiobjective Acceptability Analysis. European Journal of Operational Research, 106:137–143, 1998.
- [19] T. Magoč and F. Modave. Optimization of the Choquet Integral Using Genetic Algorithm, pages 97–109. Springer International Publishing, Cham, 2014.
- [20] B. Mayag, M. Grabisch, and Ch. Labreuche. A characterization of the 2-additive Choquet integral through cardinal information. Fuzzy Sets and Systems, 184:84–105, 2011.
- [21] B. Mayag, M. Grabisch, and Ch. Labreuche. A representation of preferences by the Choquet integral with respect to a 2-additive capacity. Theory and Decision, 71:297–324, 2011.
- [22] R. Stanley. Two poset polytopes. Discrete and Computational Geometry, (1):9–23, 1986.