

Efficient Exchange of Metadata Information in Geo-Distributed Fog Systems

Marvin Kruber
TU Berlin & ECDF
Berlin, Germany
mkr@mcc.tu-berlin.de

Tobias Pfandzelter
TU Berlin & ECDF
Berlin, Germany
tp@mcc.tu-berlin.de

David Bermbach
TU Berlin & ECDF
Berlin, Germany
db@mcc.tu-berlin.de

ABSTRACT

Metadata information is crucial for efficient geo-distributed fog computing systems. Many existing solutions for metadata exchange overlook geo-awareness or lack adequate failure tolerance, which are vital in such systems. To address this, we propose HFCS, a novel hybrid communication system that combines hierarchical and peer-to-peer elements, along with edge pools. HFCS utilizes a gossip protocol for dynamic metadata exchange.

In simulation, we investigate the impact of node density and edge pool size on HFCS performance. We observe a significant performance improvement for clustered node distributions, aligning well with real-world scenarios. Additionally, we compare HFCS with a hierarchical system and a peer-to-peer broadcast approach. HFCS outperforms both in task fulfillment at the cost of an average 16% detected failures due to its peer-to-peer structures.

1 INTRODUCTION

The fog computing paradigm combines the infinite computation and storage resources of a cloud with the benefit of low access latency of edge nodes. However, such edge devices are also severely limited regarding their resources and are prone to unavailability due to physical impacts [3]. For this reason a system should distribute tasks in consideration of the underlying network and hardware conditions or more precisely the available capacities of a node and its physical proximity to the client [22, 23].

Consequently, the nodes has to exchange their metadata information. There, metadata can be subdivided into two types: *static and dynamic metadata information*. Static metadata information relates to properties which do not vary at runtime, such as the geographical location (provided the node is fixed at its position) or the degree of privacy. In contrast to that, dynamic metadata information includes attributes which change at runtime like available computing power, bandwidth, latency to other nodes or storage capacities [24]. Accordingly, static metadata information has to be stored only once (for instance when a node is inserted) whereas dynamic metadata information requires a continuous exchange. There is a multiplicity of approaches to handle

the challenge of the communication of metadata information [6, 19, 24, 26, 28], but most of them ignore information about the geographical position of nodes [11], which is an important aspect of the efficiency in geo-distributed systems [9, 10]. Furthermore, existing solutions often establish a single point of failure where large parts of the system are unavailable in case of a node failure [14].

In this paper, we present an efficient, scalable, but also reliable communication mechanism for metadata information in geo-distributed fog computing systems. For this, we elaborate the following contributions:

- We identify requirements for an efficient exchange of metadata information in geo-distributed fog computing environments (§3).
- We present *Hybrid Fog Communication System (HFCS)*, a novel hybrid communication architecture which fulfills the requirements we identified (§4).
- We implement a prototype of HFCS and examine how different parameters influence its performance. We further compare HFCS with various communication approaches (§5).

2 FOG COMPUTING

Fog computing is the amalgamation of the cloud and edge computing paradigm, expanded by the introduction of core network resources which provide additional storage and computing capacity to establish a continuum between edge and cloud [3, 4]. It consists of the *client*, *edge*, *core network*, and *cloud* layers. We want to point out that the *client layer*, which comprises any kind of user devices that access the infrastructure (*clients*), is explicitly separated from the fog and its definition.

This infrastructure implies that dealing with fog computing is associated with handling a lot of heterogeneity – heterogeneity regarding underlying hardware, network conditions, varying available resource capacity, and other aspects [12, 13, 22]. Thus, fog computing applications should be designed in anticipation of such a heterogeneity, especially in the context of the distribution of tasks.

When speaking about the distribution of tasks (or nodes), also the physical, i.e., geographical distribution should be

considered. Many concepts for distributed systems were originally designed in the assumption that the nodes are several software processes running on various kernels of only one machine. Thus, there are many techniques and algorithms which are not applicable for an actual physical distribution. Additionally, even concepts which can handle it, often ignore geo-context information.

The different physical positions cause varying transmission delays between the nodes, which can mean that a message sent at time t from a more distant node is received later than a message sent at time $t + 1$ from a denser node. This leads to causality problems of events. Hence, synchronization within the system is an essential factor. It can be achieved by introducing a logical global clock [17, 29].

Besides this, there is also problem whether a missing message is still being received or is lost on the way, so that the message has to be sent again [8]. The system behavior in the event of a failed node should also be taken into account. Both scenarios can be summarized under the point of fault tolerance of the system.

3 REQUIREMENTS

As fog computing environments are distributed systems, they are bounded to similar basic requirements, such as communication privacy, access right management, and transparency. However, in the following we will focus on the challenge of *how metadata can be exchanged efficiently in the fog*. Therefore, we identified the following aspects:

Minimization of Access Latency. The system should distribute tasks in a manner that access latencies are minimized, provided that the required capacity are assigned.

Awareness of the Geographical Position (Geo-Awareness). The system should consider geo-context information of clients and nodes at the distribution of jobs.

Consideration of Infrastructure Heterogeneity. The system should consider differences in the underlying resources and capacity of the nodes when distributing tasks.

Failure Tolerance. The system should be available and continue to work, even if a node fails or a message is lost in transmission.

Synchronization and Causality Conservation. The causality of events should be mapped by the system, guaranteeing the necessary synchronization.

Scalability. Our system should provide both *size scalability*, i.e., there are no performance losses as the number of resources increases, and *geographical scalability*, where clients do not experience significant communication delays with increasing distance to requested resources [20].

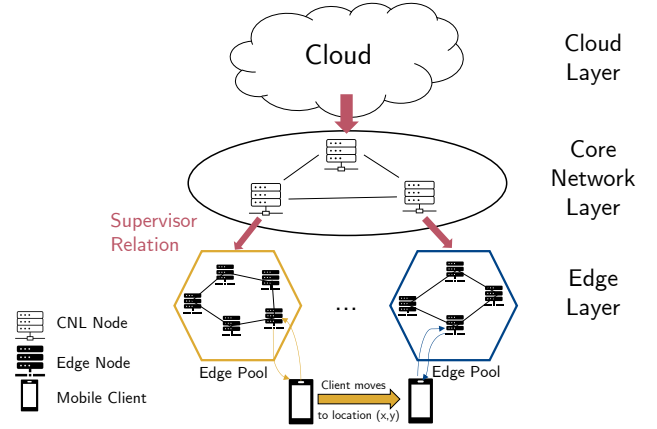


Figure 1: Architecture of HFCS

4 ARCHITECTURE OF HFCS

We propose an appropriate metadata information exchange mechanism for geo-distributed fog computing environments called *Hybrid Fog Communication System (HFCS)*. As illustrated in Figure 1, the general architecture of HFCS is similar to the common infrastructure of fog computing environments. It comprises the cloud, core network, and edge layers and implements a hierarchy among them.

4.1 Edge Layer

We create multiple small peer-to-peer environments in the edge layer to keep the network overhead and transmission latency within the pool as low as possible while optimally distributing tasks on the other side. Thus, we introduce the concept of *edge pools*. An edge pool is a set of edge nodes, which are grouped together to form a network based on their geographical proximity to each other. By this, the requirements of **geo-awareness** and **latency minimization** are ensured. Mobile clients try to connect to their closest node. If the capacity of the respective node would be exceeded by the client job, the task can be redirected to another node of its edge pool, so that the latency is still minimized under the given conditions. Each client request is replied with the address of the closest node. In case that a client has left the geofence of the current edge pool, this procedure is escalated to the core network layer, where the closest edge pool with the appropriate edge node is determined.

For the general structure of edge pools, we adopt the *H3* grid system [5] by using a hexagonal geofence and align them to form a global grid system. The hexagonal shape of edge pools simplifies the calculation and analysis: First, a hexagonal cell only has direct neighbors, i.e., neighbors which share an edge with the cell itself. Second, the structure of a regular hexagon keeps the distance between two pools

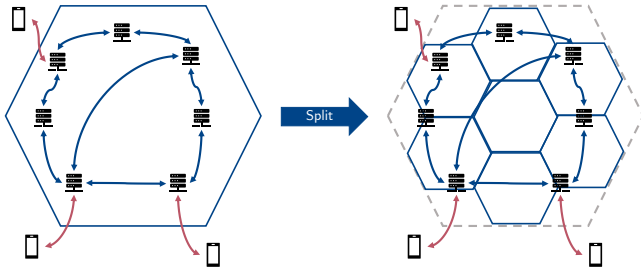


Figure 2: Split of an edge pool: if the maximum number of edge pool members would be exceeded by inserting a new node, the edge pool is divided into seven subpools with individual nodes assigned to their closest subpool.

(from center to center) equal to all neighbors. Edge pools have a maximum number of members to achieve a balance between metadata information propagation within the pool and network overhead. If the size is exceeded, the edge pool is subdivided into seven hexagonal subpools as shown in Figure 2. This is intended to overcome the challenge of geographical lumps of edge nodes which is particularly relevant with respect to conurbation.

Edge nodes only communicate with members of the same pool. They exchange metadata information in fixed time intervals by using a gossip protocol which is related to that of Cassandra [15, 16]. There, a Lamport clock [17] is implemented through the use of version numbers for each dynamic metadata information field of a node so that the requirement of synchronization and causality conservation (**synchronization and causality conservation**) is fulfilled. In the gossip session, the sender node only communicates its state via transmitting the fields and the associated version numbers. If the receiver realizes that the sender has a more current metadata information of a specific node in the cluster it replies by requesting the precise field values from the sender. Simultaneously, the receiver adds any more current metadata information it has to the response, so that the sender is also updated. Hence, three messages are exchanged in total. Any other communication, such as the reporting of a potential failed node, is escalated to and transacted by a supervisor in the core network layer.

4.2 Core Network Layer

Each edge pool is supervised by exactly one node of the core network layer, the *CNL node*. Conversely, one CNL node can maintain several edge pools. Mainly, a CNL node is responsible for the insertion, runtime management, and deletion of nodes of the corresponding edge pools.

If a CNL node gets the task to register a new edge node, it first determines the suitable edge pool based on the given coordinates of the new node. Subsequently, it inserts the

node and sends its own address to the new node. Since the CNL node does this for all members of the edge pool, every node is able to contact the supervisor, so that, e.g., detected node failures can be escalated to the supervisor and solved by it. Furthermore, the CNL node transmits the addresses of the other pool members to the new node, so that the gossip communication can be started.

The CNL nodes are also organized in a peer-to-peer manner. Compared to the edge pools, there is no size limitation. The edge pools are assigned based on their geographical proximity to the CNL node. If a new CNL node is inserted, all CNL nodes are informed by the cloud. Each of them checks whether any supervised pool would be closer to the new node. In this case, the edge pool will be reassigned.

Analogously, as in the edge layer, the single CNL nodes employ a gossip protocol for the metadata information exchange where each field is coupled to its own Lamport clock. In addition to the general metadata information, information about the supervised edge pools is sent.

4.3 Cloud Layer

The cloud forms the top of the hierarchical infrastructure and consequently acts as supervisor for all CNL nodes. Thereby, it takes responsibility for the life cycle of CNL nodes, i.e., the insertion, runtime management, and deletion. Additionally, it marks the point of contact for privacy-sensitive tasks, as well as for tasks which require a lot of computation or storage capacity. In these cases, the trade-off between minimal latency and the appropriate task fulfillment has to be accepted. Besides this, the cloud acts also as contact point for initial registration for clients. If a client wants to access the system for the first time or has lost the connection to the system, it addresses the cloud. Then the closest CNL node is determined by it and instructed to find the corresponding least distant edge node to the client. If a suitable edge node exists, its address is returned to allow the mobile client to start regular communication. Otherwise, the address of the CNL node itself is sent to the client. The cloud also accepts requests for the registration of new edge nodes and passes them to the respective closest CNL node in the form of an insertion order.

4.4 Failure Handling

As edge nodes are organized in a peer-to-peer manner, a node failure can be detected if the corresponding gossip partners do not receive an answer (or status update) from the node within a specified time frame. For this reason, we implement a supervisor escalation mechanism for the failure handling where the supervisor is contacted in case of a missing reply. The escalation message contains two IDs: the one of the eventually failed node and the ID of the sender.

If the supervisor receives at least two messages of different subordinated nodes within a specific time range, it tries to contact the node and possibly start a failure routine.

If a CNL node fails, all supervised edge pools would be separated from the system. In order to avoid such a single point of failure, the single CNL nodes extend the metadata exchange messages by adding the addresses of the supervised edge pools. By this, an edge pool stays part of the system, since every previous gossip partner of the failed node is able to become the new supervisor. The final assignment is then done by the cloud, so the supervisor of the CNL nodes. However, the newly assigned supervisor has to contact all nodes of the edge pool, so that the IP address of the former supervisor is replaced.

Beside the failure handling, we also want to detail the scenario of a client requesting a node with insufficient capacity for the task. In contrast to the cloud, fog and edge nodes have limited capacity. For this, we provide a mechanism which either redirects the task to other nodes of the same subnetwork or escalates it to the supervisor, which has more resources. Suppose there is an edge pool with a size of n and the requested node is fully occupied. Due to the regular metadata information exchange the edge node knows the capacity of the other nodes within the pool and can determine a node with the required resources and requests to forward the task to it. If the target node accepts, the task is redirected and the latency increases minimally through the geographical closeness of the nodes. Otherwise, the initial node sends a request to another node. This procedure is repeated up to two times. In case that all nodes deny, the node escalates the task to its supervisor. This increases the latency on the one hand, but on the other hand it is still minimized in consideration of the underlying conditions. For the core network layer the idea is also adopted.

5 EVALUATION

To evaluate our approach, we implement a Java prototype of HFCS (§5.1). We first examine how the node density affects the message volume and the failure tolerance of HFCS (§5.2). Second, we investigate the impact of the edge pool size, i.e., the number of pool members, on these parameters (§5.3). Third, we want to compare HFCS to alternative node communication approaches. As concrete benchmarks, we will use a common hierarchical, tree-like structured system and a peer-to-peer system where every peer broadcasts its metadata information in regular time intervals (§5.4).

5.1 Simulation Scenario and Prototype

We implement a Java prototype of HFCS using a *Gossip Thread*, which handles the metadata information propagation of a node and *Worker Threads* for task fulfillment. The

Worker Threads only simulate a temporal decrease of resources, which is redone after a task specific time. This should model the complexity of a task and the associated capacity binding of the node. Basically, the resources of a node depends on the layer in which the node is contained, with node capabilities determined randomly between a lower and upper bound for each layer. This ensures hardware heterogeneity between and within the various layers.

The Gossip Thread of the prototype implements a gossip protocol as described in §4.1, with gossip initiations per node limited to three. We choose a gossip time interval of three seconds to achieve a moderate propagation of metadata information. It would also be acceptable to choose a different time frame if an application requires that.

The clients are implemented as threads which send tasks to the system at intervals of one to five seconds. After sending the task, the client moves randomly to a new position, where a distance of up to two geographical longitudes (which equals approximately 222km) and/or latitudes is passed. Each client stores the addresses of a contact node and of the cloud. If the contact node is unavailable due to network or node issues, the client attempts to connect to the cloud. The contact node should usually be the nearest node of the system, since each task is replied with the address of the closest node.

A *Failure Producer* distributes failures among all nodes (except the cloud), where edge nodes are selected with a probability of 90%. The fail function is triggered pseudo-randomly between 50 and 500 seconds. If a node has failed, it stops all communication.

The simulation is executed on one machine with two cores and 8GB memory. We perform five measurement iterations per value. Each measurement iteration lasts 15 minutes (plus 10 minutes for initialization and data storage activities). There are 1500 clients, 1000 edge nodes, 50 CNL nodes and one cloud, which are distributed pseudo-randomly around the world. Based on the geographical coordinates, we assign the nodes to continents, which are assumed as rectangles for simplicity, with different probabilities. There, a density parameter is considered so that various agglomerations on a continent are depicted as well.

5.2 Node Density

In the first experiment, we examine the performance of HFCS for various node densities. For this, we set the maximum distance d between two nodes as 0.5, 2, 5, 10, and 20, as shown in Figure 3.

Message Volume. Figure 4 shows the relation between the maximum distance between nodes and the mean number (combined with the standard deviation) of gossip messages a node has exchanged. The message exchange volume per

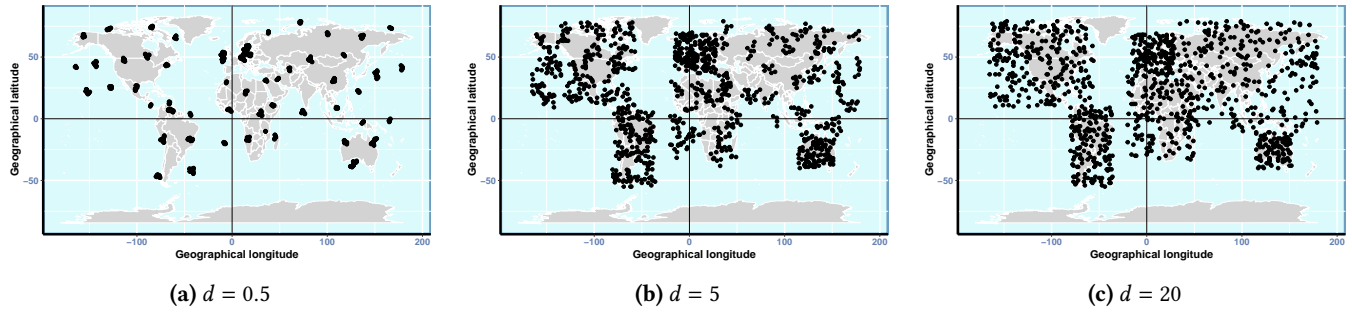


Figure 3: Geographical distribution of the nodes in dependency of the maximum distance d between nodes under consideration of agglomerations and continental allocation restrictions

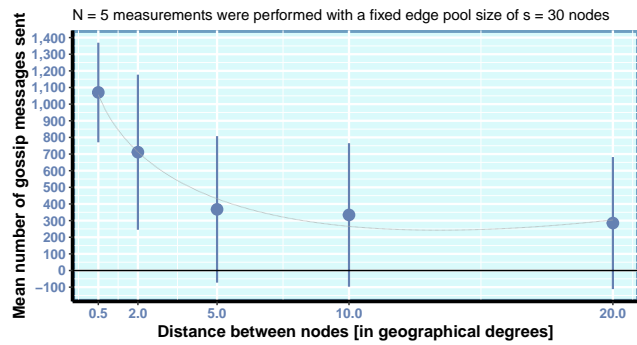


Figure 4: The average volume of exchanged gossip messages decreases exponentially with the node distance due to the more scattered distribution of nodes across the edge pools. It also leads to an increasing standard deviation up to $d = 10$.

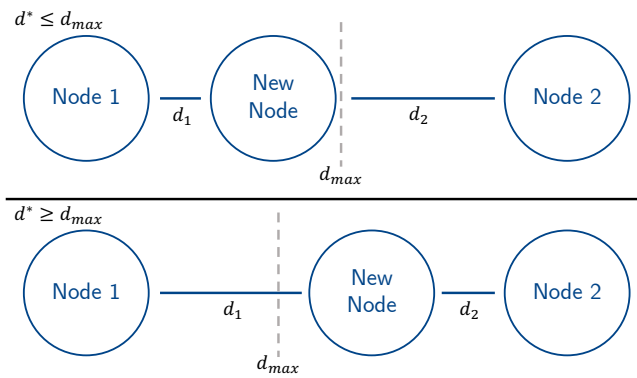


Figure 5: Effect of continental restrictions: there is a distance d_{max} for which $d_1 = d_2$. For any value of maximum distance between nodes $d > d_{max}$, the maximization of the distance d_1 would simultaneously lead to a minimization of d_2 . d_{max} is determined by the geographical node distribution and thus by continental restrictions.

node decreases exponentially with an increasing node distance. This correlation can be traced back to the conception of the edge pools. An edge pool contains all edge nodes which are located in a certain vicinity. The increasing distance between the nodes causes a new distribution of the edge nodes to various edge pools, so that the number of non-empty pools grows whereas the average number of members of non-empty pools diminishes. This leads to lower communication overhead but also to a lower metadata information diffusion inside the whole system as well as a reduction of possible redirection options a node can use in case of overload. This also explains the rising standard deviation up to a node distance of 10, as there is a more varying number of members in non-empty pools. For a maximum node distance of 20, the standard deviation of exchanged gossip messages per node seems to lower. Responsible for this effect are our continental distribution assumptions. If nodes only can be placed on a continent, we implicitly assume an area boundary. Then, the maximum possible distance between nodes (provided a distribution of n nodes on this continent) is limited as well. For any distance value which is larger than this limit, the maximization of the distance to the closest node would lead simultaneously to the minimization of the space to another edge node (c.f., Figure 5).

We show the concrete distribution of message volumes of the nodes for the maximum node distance of 0.5, 2, 5, and 20 in Figure 6. It generally reflects the explanations given. However, in high node density scenarios, there are nodes with a low number of exchanged messages in agglomerations. We trace this back to the concept of splitting an edge pool into seven subpools if the maximum number of pool members are exceeded. Hence, it is possible that some nodes are either isolated in a subpool or have few communication partners in their pool so that their message volume does not grow as much compared to nodes in other subpools. For large maximum node distances, low message exchange volumes of nodes are reasoned by the more scattered distribution of edge nodes to various edge pools, as mentioned earlier.

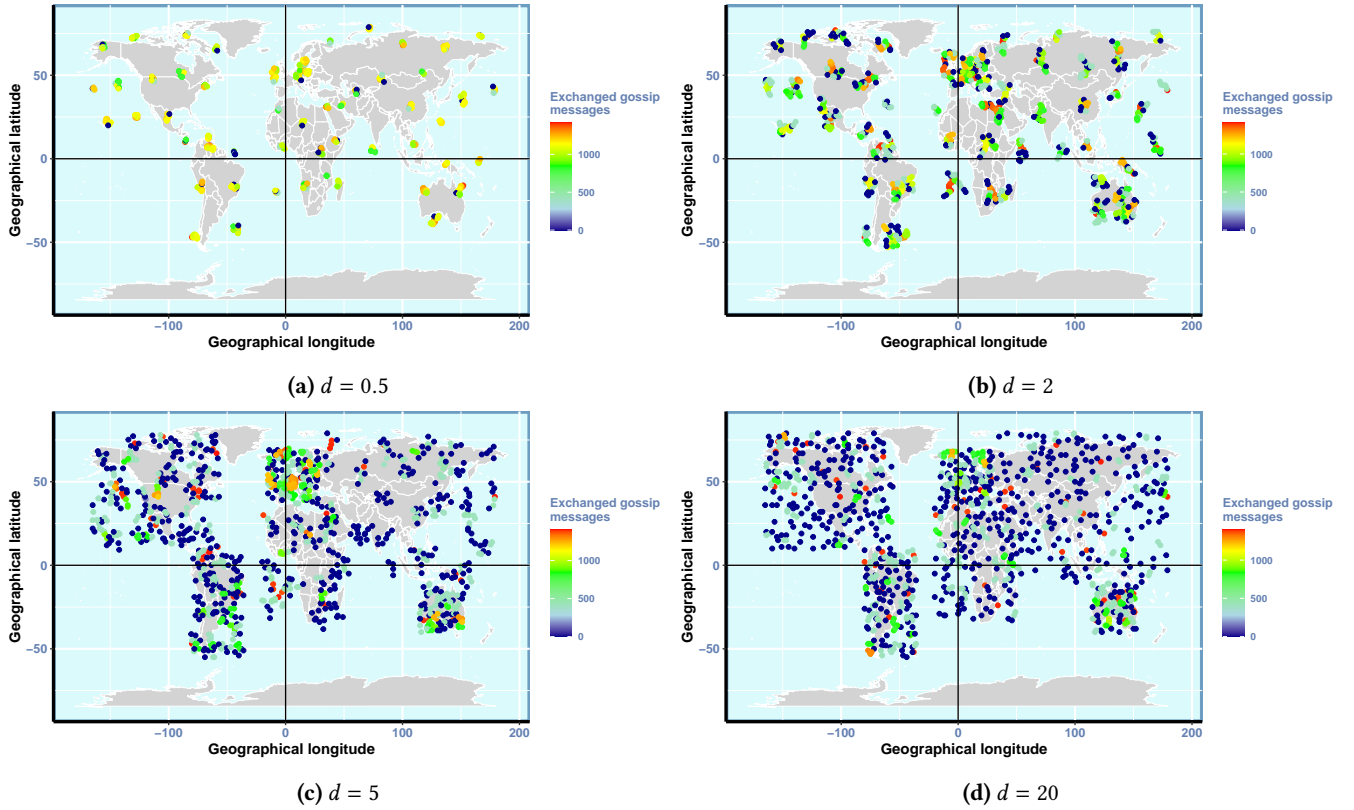


Figure 6: Geographical distribution of the message exchange volumes of nodes under various maximum node distances d under consideration of agglomerations and continental allocation restrictions: the continents are assumed as rectangles which causes the offset of some nodes. Low message exchange volumes of individuals nodes in agglomerations are caused by the split of edge pools into seven subpools which affects either an isolation of individual nodes, or a reduction of communication partners in the corresponding pool so that their message volume in total grows more slowly. Large maximum distances between nodes lead to a more scattered distribution of edge nodes to various pools which also causes a slower growth of the message exchange volume.

Task Completion. We show the influence of the node density on the mean total number of completed tasks in Figure 7. With lesser maximum space between two nodes is the average number of completed tasks increases, as the number of pool members tends to be higher for a small maximum node distance, so that an overloaded edge node has more possibilities to redirect a task, i.e., the pool has a higher capacity in total. This also increases the probability that the receiver of the redirected task has sufficient capacities, which leads to a higher hit rate regarding a successful redirecting on the first attempt, where more tasks can be finished in the same time frame. The standard deviation rises with the maximum node distance as before in the context of the volume of gossip messages exchanged and can be traced back to the same cause. There is an anomaly for $d = 5$ that we attribute to the non-deterministic behavior of threads.

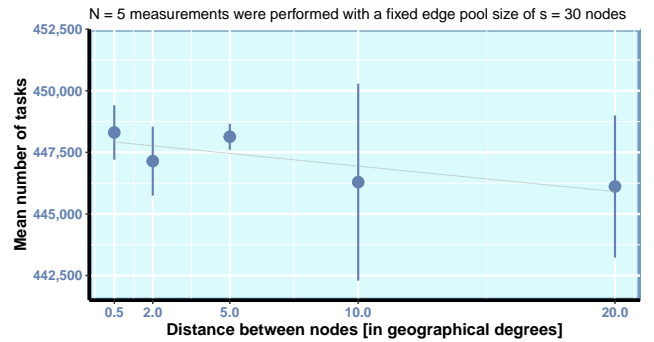


Figure 7: The average number of completed tasks decreases with larger distance between nodes. The anomaly for $d = 5$ can be traced back to the non-deterministic behavior of threads. The irregularity for $d = 20$ is a consequence of the continental distribution restrictions.

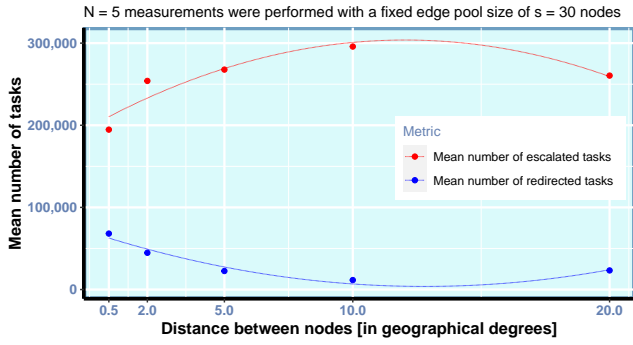


Figure 8: The mean number of redirected tends to decrease with a growing distance between nodes while the number of escalated tasks increases on average. The parabola courses are reasoned by the reduction of possible redirection options for a more scattered distribution of nodes. Hence, more tasks are escalated if a node is overloaded. The reversal of this effect for $d = 20$ is a consequence of the continental distribution restrictions.

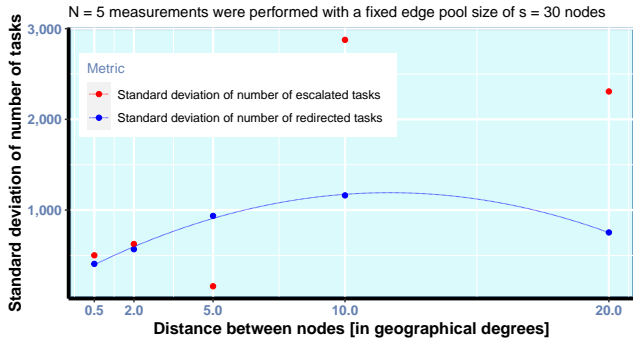


Figure 9: The standard deviation of redirected, and escalated tasks increases with a growing maximum distance between nodes. The reversal of this effect for $d = 20$ is a consequence of the continental distribution restrictions. The deviation for $d = 5$ is caused by side effects of the chosen standard distance between edge pools, which is also 5 geographical degrees, and the non-deterministic behavior of threads.

After considering the completed tasks, we also have to examine the metrics of redirected and escalated tasks. As depicted in Figure 8, the mean number of escalated tasks is always greater than the average number of redirected tasks, i.e., in each tested scenario the shared capacities of an edge pool are mainly sufficient. Both metrics exhibit a parabola course. The more tasks are escalated, the fewer tasks are redirect and vice versa. It is caused by the reduction of possible redirection options within an edge pool due to the

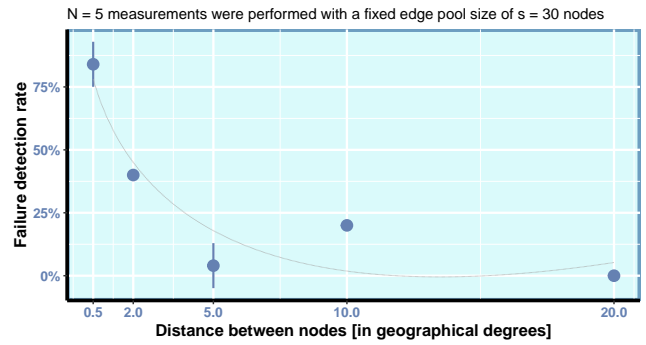


Figure 10: The failure detection rate decreases exponentially with a more scattered distribution of nodes because of the consensus mechanism for failure identification in edge pools. All deviations can be traced back to the non-deterministic behavior of threads and a comparatively slow failure detection.

more scattered distribution of nodes. If there are no suitable redirection options, the overloaded node has to escalate the task. The frequency of this situation increases with a growing maximum distance between the nodes. The anomaly for $d = 20$ is a consequence of the spatial restrictions of the distribution of nodes, which we explained before.

The corresponding standard deviations (Figure 9) tend to rise with a growing maximum space between nodes. An irregularity can only be observed for $d = 5$, where the mean number of escalated tasks increases but simultaneously the associated standard deviation decreases. We could not identify a clear reason for this behavior. Hence, we performed three control measurements (with $n = 5$ iterations each) but this phenomenon persisted. It is probably a side effect of the chosen standard distance between edge pools, which is also 5 geographical units. Apart from this anomaly, the course of both curves can be explained by the previously mentioned reasons in this section, and the more even distribution of tasks in an edge pool for low node distances, which is based on the resulting higher number or density of pool members.

Failure Detection. Figure 10 describes the relation between the failure detection rate and the node density. The mean failure detection rate decreases exponentially with a growing distance between nodes. The justification for this can be found in the failure detection mechanism, we described in §4.4. Two nodes of the same edge pool have to report a node failure to the supervisor before the failure routine is started by it. There must be at least three edge nodes (including the failed one) in a pool for a successful detection, i.e., in all pools with fewer members node failures can not be identified appropriately. This also explains why the maximum failure detection amounts to 84%. The differences regarding the

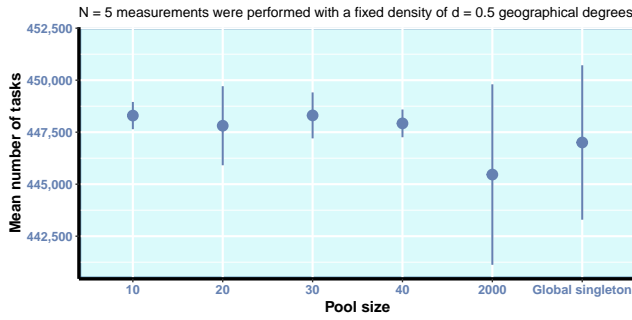


Figure 11: The pool size of $s = 30$ members achieves the best performance on average. An increasing number of edge pool participants leads to a rising degree of information inefficiency due to a slower metadata information diffusion in the pool and by that an increasing number of unsuccessful redirection requests. The global edge pool instance performs better than unlimited edge pools owing to the additional capacity gains through the integration of all edge nodes.

standard deviation can be explained by the combination of the circumstance that the last failure was triggered just before the end of the measurement and the non-deterministic behavior of threads, so that the failure is not reported in time.

We derive from the given results that the node density has a direct influence on the system’s performance due to the concept of edge pools. HFCS synergizes well with very agglomerated distributions of edge nodes, which tends to correspond to reality.

5.3 Pool Size

Another parameter which we considered in our experiments is the edge pool size, i.e., the maximum number of nodes contained as well as the geographical range of the pool. Based on the results of §5.2 and in order to model the case of agglomerations appropriately, we choose $d = 0.5$. We simulate scenarios in which the edge pools can comprise up to 10, 20, 30, 40, and unlimited members. Additionally, we tested a scenario where all edge nodes are grouped together into a single, global edge pool.

We observe that the average number of exchanged gossip messages per node such as the standard deviation are not affected by an increment of the limit of pool members. There are only marginal differences. However, the global instance exhibits a significant higher mean volume of exchanged gossip messages per node and a lower standard deviation. This can be explained by a more even distribution of message exchanges, which results from the integration of all nodes into the global pool.

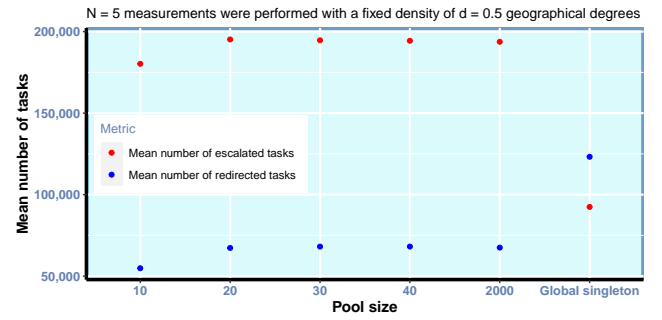


Figure 12: The average numbers of redirected, and escalated tasks are generally unaffected by the pool size. A more equal distribution of the task load is achieved for $s = 10$ due to finer granular subpools and by that more frequent pool-hopping of clients. The global edge pool instance redirects and escalates fewer tasks on average by virtue of the larger capacity contingent through the integration of all edge nodes.

Figure 11 illustrates the average number of completed tasks in dependency of the edge pool size. As can be seen, the maximum value of 448,307 mean completed tasks is reached with a limit of 30 members. Moreover, the standard deviation tends to decrease with a growing ceiling of pool members. Performance decreases with unlimited number of pool members and the global edge pool instance. The reasoning for this is the trade-off between a fast metadata information diffusion within the pool, and the communication costs, which is traceable to the gossip protocol and the corresponding limited number of interactions per time interval. For many network participants, the current metadata information is propagated more slowly through the network than through one with a smaller number of network members. This leads to a higher degree of information inefficiency and consequently an increasing number of unsuccessful redirection requests of overloaded nodes due to their outdated metadata information about other nodes. There, the global edge pool instance has the benefit that it has more capacities in total because of the integration of all edge nodes. By this, the likelihood of selecting a node for which obsolete metadata information is available, but whose capacities are still sufficient to solve the redirected task increases, so that the number of unsuccessful redirection requests is comparatively lower than for non-global edge pools with a potentially infinite number of members.

As shown in Figure 12, the mean numbers of redirected and escalated tasks are generally unaffected by an increasing number of possible pool members. Although for an upper bound of 10 members per edge pool, the mean numbers of redirected and escalated tasks are lower, while the number of

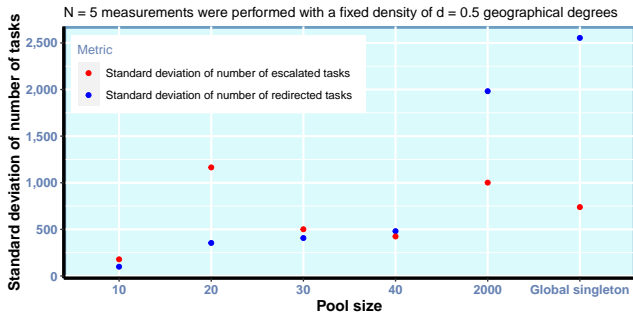


Figure 13: The standard deviation of the numbers of redirected, and escalated tasks tends to increase with the edge pool size. For $s = 20$, the measurement is biased by a single outlier.

completed tasks is almost as high as the maximum. It seems to be a contradiction at first glance, but it can be reasoned by the circumstance that subpools are tendentiously built faster for a very low limit of pool members, provided the density is constant. By this, the clients change the edge pools more frequently since the area of a subpool is smaller than the one of its parent pool. The rapid pool hopping of the clients leads in total to a more even distributed task load within the whole edge layer, and fewer overloaded capacity of edge pools or subpools. It also explains the low standard deviation values for both metrics.

The global edge pool instance has significantly fewer redirected and escalated tasks on average as a result of the growing contingent of capacities within the pool caused by a larger number of included edge nodes. The standard deviations of both metrics (Figure 13) tends to grow constantly with an increasing number of pool members, where the standard deviation of the number of redirected tasks is smaller than the one of the number of escalated tasks up to a limit of 30 pool members. For any larger pool size, this relation shifts due to the growing edge pool capacities. The standard deviation of escalated tasks for a limitation of 20 pool participants is biased by a single outlier in the measurements.

The failure detection rate is constant for most of the tested scenarios. Only for the upper bounds of 10 and 30 edge nodes per pool, a deviation of 4% can be observed. It is reasoned by the combination of the circumstance that the last failure was triggered just before the end of the measurement and the non-deterministic behavior of the threads, so that in some cases the failure is not reported in time.

In summary, the experiment revealed that the number of edge pool members does not influence the number of exchanged gossip messages. However, the replacement of edge pools by a single global peer-to-peer network within the edge layer seems to have a negative impact on the volume

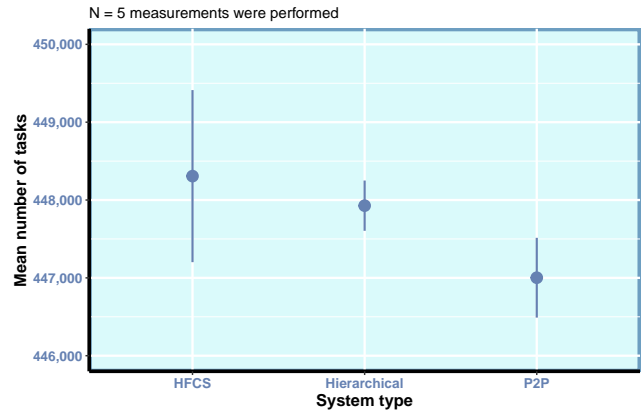


Figure 14: HFCS achieves the best performance but also has the highest standard deviation. The communication expense of the peer-to-peer approach limits its task fulfillment.

of exchanged gossip messages. The failure detection rate is unaffected by the pool size. Though, we identified a performance optimum in terms of task fulfillment for $n = 30$ pool participants.

5.4 Comparison

The third experiment should give an overview about the performance of HFCS compared to two alternative communication types. The child nodes of the hierarchical system communicate in regular time intervals with their parent node and send their metadata information to it. In the peer-to-peer system a broadcast approach is used, so that the fastest possible metadata information diffusion is achieved. We adjust a maximum node distance of $d = 0.5$ and an upper bound of 30 nodes per pool.

The hierarchical system attains 437 exchanged gossip messages per node on average. It is followed by HFCS with a mean message volume per node of 1,070, and the peer-to-peer system with 442,652. Trivially, the broadcast leads to the highest communication expense, but similarly it guarantees the highest and fastest metadata information diffusion on a system-wide level. The difference between HFCS and the hierarchical system can be explained by the circumstance, that only the child nodes communicate with their parent node in order to communicate their metadata information in the hierarchical network, so that a maximum of $n - 1$ messages (for n nodes) are exchanged.

Figure 14 illustrates the mean task completion of all three systems. It can be seen that HFCS completes the most tasks on average but exhibits the highest standard deviation at the same time. In contrast, the peer-to-peer approach performs significantly worse. The reason for this is the tremendous

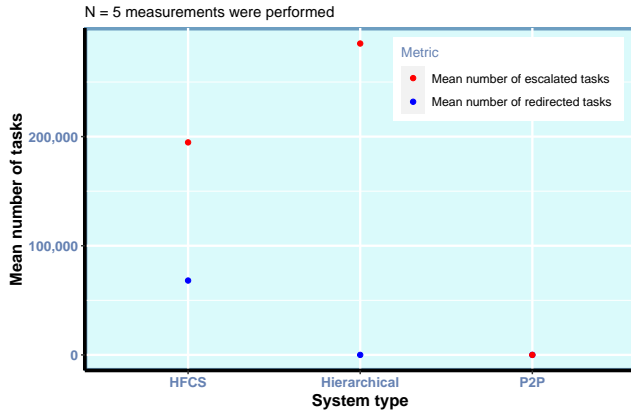


Figure 15: HFCS escalates fewer tasks than the hierarchical system but redirects more than the peer-to-peer prototype. There is no redirection of tasks in the peer-to-peer system owing to an inconvenient combination of various factors, such as the equal ratio of clients to nodes, the request frequency of clients, the geographical distribution and the capacity increase caused by the integration of the cloud and the CNL nodes.

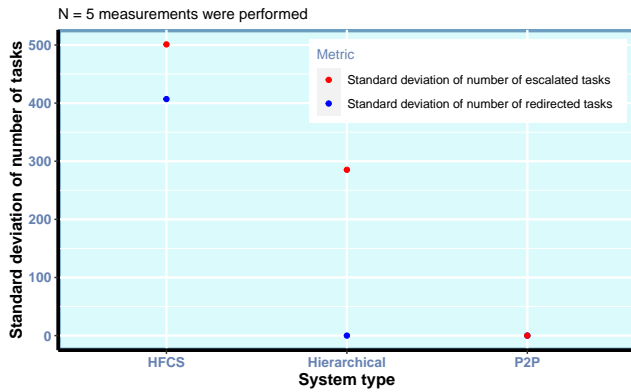


Figure 16: HFCS has the highest standard deviations in regard to the numbers of redirected, and escalated tasks. The peer-to-peer system does not redirect any tasks, as explained in Figure 15.

communication expense of the broadcast mechanism which claims many system resources.

For conceptual reasons, no values greater than zero could be observed for either the number of redirected tasks of the hierarchical benchmark or for the number of escalated tasks in case of the peer-to-peer system. The performances of the three systems for the corresponding metric are depicted in Figures 15 and 16. The maximum mean number of escalated task is discernible for the hierarchical benchmark. It attains a number of 285,272 escalated tasks on average. However,

HFCS only escalates 194,692 tasks and redirects 68,120 tasks on average. The sum of both these numbers is circa 20,000 lower than the mean number of escalated tasks of the hierarchical benchmark. This implies that HFCS could have a better scaling effect than the hierarchical approach by distributing the load on nodes of the same layer (i.e., redirect tasks) before it is escalated upwards. The previous statistic about the mean number of completed tasks (Figure 14) seems to confirm this relation.

Another extreme is the average number of redirected tasks of the peer-to-peer system. Unexpectedly, it has a value of zero. Responsible for this are the numerical proportions between nodes and clients as well as the geographical distribution of both, and the request frequency of the clients. The capacity gain of the network through the direct integration of the cloud and the CNL nodes into the “base” network should be considered. The interaction of all these factors causes this phenomenon.

Both the tree-like structure as the broadcast mechanism enable fast 100% failure detection whereas HFCS reveals some issues in this context as discussed in §5.2. Nevertheless, HFCS is able to maintain most of the system functionalities in the event of a node failure, so that a sufficient level of failure tolerance is guaranteed. In comparison, the hierarchical approach has a single point of failure design in the core network layer. If one node fails, all associated edge nodes become unavailable for the whole system.

The comparison shows that HFCS outperforms the hierarchical and the peer-to-peer benchmarks. The geo-awareness of the system allows HFCS to scale well. Its peer-to-peer design elements enable to handle node failures appropriately and avoid resulting unavailability of system components. However, the speed of the failure detection is improvable. Besides this, we identify and discuss further points of optimization and criticism in §6.

6 DISCUSSION & FUTURE WORK

In this section, we critically reflect our assumptions and give suggestions for further research directions.

Broadcast as Benchmark. We compared HFCS in §5 with representative systems of two alternative approaches to exchanging metadata information. There, we used a broadcast mechanism as an example for the peer-to-peer approaches. Though such a mechanism usually would not be used in practice due to its large communication expense and the resulting inefficiency [30]. Nevertheless, we decide to use a broadcast since it is the fastest dissemination of metadata information that a network can achieve. By this, every node has a complete and present view of the capacity of the network and can redirect tasks optimally.

Numerical assumptions. Our assumptions regarding the values of the number of nodes and clients, their individual capacities, the time during which the capacity of a node is bounded in the processing of a task and the pseudo-random distribution must be considered critically. The results of our simulation scenarios have revealed that the ratio of the chosen values partially cause anomalies, such as in Figure 15. However, the results have a certain normative significance, especially in the context of our comparison (§5.4), since all three systems are tested under the same conditions. Future improvements to the simulations may rely on collecting statistics to determine the average for these values in order to model the reality more appropriately and obtain more meaningful results.

Consideration of the Network Distance. HFCS is designed with the purpose to assign clients to their closest edge node in order to minimize latency. Hence, edge nodes are grouped together in an edge pool based on their physical position. Though, there is a difference between geographical and network distance. Using the physical distance does not guarantee an optimal minimization of latency, but it should be a good heuristic. We plan to improve our approach by considering the network distance between client and node as well as between the edge nodes themselves, e.g., by developing a mechanism for building edge pools based on the network distance in further studies. Here, a regression of the network distance of nodes [27] could be used to adjust edge pools.

Failure Tolerance. The experiments have disclosed that the failure detection of HFCS can be a potential weakness, in particular in scenarios with a more scattered distribution of nodes. If only one or two edge nodes are contained in an edge pool, node failures would either not be detected or the pool supervisor would not start the failure routine due to the reporting limit of two nodes. Such a scenario is rather improbable in reality. More likely is the presence of lumps of nodes, for which HFCS performs well. Nevertheless, the challenge of scenarios with a low node density can be overcome by increasing the geographical range of an edge pool so that more than two nodes are comprised per non-empty pool. A further point of optimization is the speed of the failure detection. Consideration should be given to whether a reduction of the reporting limit to one, or a keep-alive mechanism of the supervisor will increase the performance or whether the resulting potential increase of false reports and additional communication effort will dominate.

Client Movement Prediction. The procedure when a client has left the geofence of an edge pool also offers optimization potential. There, the prediction of client movements [1, 2, 21], can be used so that a new edge pool is assigned automatically to the client without an explicit client-side notification.

Network Topology in Edge Pools and Core Network Layer. Moreover, the choice of a concrete network topology within the edge pools and the core network layer could have a positive impact on the performance [25] but is specific to applications. For this reason, we did not propose a concrete network topology.

Soft Limit for Overloaded Nodes. Finally, we want to discuss the scenario of an overloaded node. Here, it could be useful to introduce a soft limit, i.e., if a node has a sufficiently high utilization (e.g., 70%) than the node starts the first redirection attempts. If there is no other node with sufficient available capacities, the node retains the task. By this, a more equal distribution of tasks among the pool members can be obtained earlier but on the expense of an additional message exchange.

7 RELATED WORK

In this section related approaches to node communication in fog environments and the corresponding architectures are examined. We distinguish between *hierarchical* (§7.1), *peer-to-peer* (§7.2), and *hybrid* approaches (§7.3).

7.1 Hierarchical Approaches

In fog computing a tree-like network and communication structure is often preferred due to the synergy with the layer design of the infrastructure. In such an organization, each node (except the root node) has a supervisor relation to a parent node. Here, the communication between two child nodes is usually only possible via the parent node, which stores information of all its children [14].

Chekire et al. [6] describe a multi-layer fog computing system in which the nodes primarily communicate via the transmission of jobs. They assume an architecture that arranges the nodes in layers in the hierarchy according to their computing and storage capacities, where the ones with the lowest resources build the leaves of the tree. Their idea is to increase the efficiency of the system by escalating tasks bottom up, i.e., if a job exceeds the available resources of a leaf node it is passed onto a higher layer. Additionally, they develop a probabilistic model which depicts the likelihood that a given workload would exceed the capacities of the servers in a certain layer. Based on this, they provide an algorithm for distributing the tasks to the single layers [6, 14].

Skarlat et al. [28] modify the common tree structure by introducing a fog controller – a central component which is directly subordinated to the cloud. It is mainly responsible for coordination and administration such as the distribution of workloads or the registration of new nodes. Furthermore, they build hierarchical clusters of fog nodes, sensors, and actuators, so-called *fog colonies*, i.e., the client, edge, and core

network layer are combined in these units which can deploy individual services [14, 28].

The tree-like communication structure of hierarchical approaches combined with the aggregation and storage of metadata information on parent nodes leads to data centralism. This achieves low communication costs and fast and efficient decision-making but establishes a single point of failure.

7.2 Peer-to-peer Approaches

In contrast, unstructured overlay networks are distinguished by their peer-to-peer character [29]. In peer-to-peer systems the nodes coordinate themselves and communicate autonomously. Furthermore, all nodes have equal rights and only a partial view of the network. This causes a certain degree of decentralization in the network. Exchanging metadata as well as for routing content related messages uses gossip protocols in which information is sent to a randomly selected neighbor node, e.g., at a fixed time interval [15].

Kademlia [19] relies on asynchronous messaging and an ID-based routing algorithm. Each node is assigned an 160-bit ID used to address the node itself and outgoing messages. Accordingly, the recipients of a message can note the ID and prove its existence. However, only IDs of a certain distance in the key space are stored (together with IP address and UDP port) by the receiver, where the distance between two keys is calculated by executing a XOR. Messages are then forwarded to the node in the routing list with the closest ID to the recipients ID. Santos et al. [26] extend this with a distributed hash table in order to exchange metadata, store it, and enable a dynamic resource provision by this.

Peer-to-peer systems do not introduce the data centralism of hierarchical approaches, but introduce high communication costs. Further, they ignore potential underlying hardware heterogeneity of nodes.

7.3 Hybrid Approaches

Hybrid approaches combine hierarchical elements with the peer-to-peer character. For this, a hierarchy of layers is implemented and the concepts of equality between as well as autonomy of all nodes within a layer are introduced [14].

Lee et al. [18] provide a framework for the optimization of the formation of networks in the context of fog environments with the objective to minimize computational latency when outsourcing jobs or workloads to neighbor nodes through a dynamic selection of neighbors. For this purpose, they solve an online secretary problem resulting in the mentioned hybrid communication architecture [14, 18].

Chen et al. [7] suggest *HyFog*, a framework which enables clients to decide where jobs should be executed. They differentiate between the local execution, the outsourcing to physically close computing nodes (or other clients), and

the offloading to the cloud. Consequently, they assume an architecture consisting of a local layer, which equals a combination of device and edge layer, a device-to-device layer, i.e., core network layer, and a cloud layer. Chen et al. [7] aim to minimize the execution costs of tasks. In favor, they formulate the offloading of jobs as minimum weight matching problem and provide two heuristics.

8 CONCLUSION

In this paper, we examined hierarchical, peer-to-peer, and hybrid approaches of the communication of metadata information in geo-distributed fog systems. Existing solutions ignore either the aspect of geo-awareness, which is a significant factor for the efficiency of geo-distributed systems in general, or reveal a single point of failure despite their peer-to-peer elements. We introduced HFCS, a novel hybrid communication system, which is characterized by the concept of edge pools and its geo-awareness and uses a gossip protocol for exchanging metadata information.

In simulation, we tested the influence of the node density and the edge pool size on the performance of HFCS. For more agglomerated distributions of nodes, we observed a clear performance increase, which synergizes well with real-world conditions. Additionally, we compared HFCS with a hierarchical system and a peer-to-peer broadcast approach. We observed the highest mean number of completed tasks for HFCS followed by the hierarchical approach and a large communication cost for the broadcast approach. Based on the given results and the architecture, we conclude that HFCS fulfills the requirements of an efficient metadata exchange mechanism in geo-distributed fog environments.

In future work, we plan to examine the influence of various network topologies in the core network layer and edge pools, the use of movement prediction to limit edge pool hopping, network distance regression, consensus-based failure detection, and early task redirection.

ACKNOWLEDGMENTS

Supported by the Deutsche Forschungsgemeinschaft (DFG, German Research Foundation) – 415899119.

REFERENCES

- [1] Paolo Bellavista, Antonio Corradi, and Carlo Giannelli. 2004. Mobility Prediction for Mobile Agent-Based Service Continuity in the Wireless Internet. In *Proceedings of the Mobility Aware Technologies and Applications* (Florianópolis, Brazil) (MATA 2004). Springer, Berlin/Heidelberg, Germany, 1–12. https://doi.org/10.1007/978-3-540-30178-3_1
- [2] Malte Bellmann, Tobias Pfandzelter, and David Bermbach. 2021. Predictive Replica Placement for Mobile Users in Distributed Fog Data Stores with Client-Side Markov Models. In *Proceedings of the 14th IEEE/ACM International Conference on Utility and Cloud Computing Companion* (Leicester, United Kingdom) (UCC '21). ACM, New York, NY, USA, 1–8. <https://doi.org/10.1145/3492323.3495595>

- [3] David Bermbach, Frank Pallas, David García Pérez, Pierluigi Plebani, Maya Anderson, Ronen Kat, and Stefan Tai. 2017. A Research Perspective on Fog Computing. In *Proceedings of the 2nd Workshop on IoT Systems Provisioning & Management for Context-Aware Smart Cities* (Malaga, Spain) (ISYCC 2017). Springer, Cham, Switzerland, 198–210. https://doi.org/10.1007/978-3-319-91764-1_16
- [4] Flavio Bonomi, Rodolfo Milito, Jiang Zhu, and Sateesh Addepalli. 2012. Fog computing and its role in the internet of things. In *Proceedings of the First Edition of the MCC Workshop on Mobile Cloud Computing* (MCC '12). Association for Computing Machinery, New York, NY, USA, 13–16. <https://doi.org/10.1145/2342509.2342513>
- [5] Isaac Brodsky. 2018. H3: Uber's Hexagonal Hierarchical Spatial Index. Uber. Retrieved May 22, 2023 from <https://eng.uber.com/h3/>
- [6] Djabir Abdeldjalil Chekired and Lyes Khoukhi. 2018. Multi-Tier Fog Architecture: A New Delay-Tolerant Network for IoT Data Processing. In *Proceedings of the 2018 IEEE International Conference on Communications* (Kansas City, MO, USA) (ICC '18). IEEE, New York, NY, USA, 1–6. <https://doi.org/10.1109/ICC.2018.8422170>
- [7] Xu Chen and Junshan Zhang. 2017. When D2D meets cloud: Hybrid mobile task offloadings in fog computing. In *Proceedings of the 2017 IEEE International Conference on Communications* (Paris, France) (ICC '17). IEEE, New York, NY, USA, 1–6. <https://doi.org/10.1109/ICC.2017.7996590>
- [8] Jonathan Hasenbourg. 2021. *Data Distribution for Fog-Based IoT Applications*. Ph. D. Dissertation. Technische Universität Berlin, Berlin, Germany. Advisor(s) Bermbach, David. <http://dx.doi.org/10.14279/depositonce-12114>
- [9] Jonathan Hasenbourg and David Bermbach. 2019. Towards Geo-Context Aware IoT Data Distribution. In *Proceedings of the 4th Workshop on IoT Systems Provisioning & Management for Context-Aware Smart Cities* (Toulouse, France) (ISYCC 2019). Springer, Cham, Switzerland, 111–121. https://doi.org/10.1007/978-3-030-45989-5_9
- [10] Jonathan Hasenbourg and David Bermbach. 2020. DisGB: Using Geo-Context Information for Efficient Routing in Geo-Distributed Pub/Sub Systems. In *Proceedings of the 13th IEEE/ACM International Conference on Utility and Cloud Computing* (Leicester, United Kingdom) (UCC 2020). IEEE, New York, NY, USA, 67–78. <https://doi.org/10.1109/UCC48980.2020.00026>
- [11] Jonathan Hasenbourg and David Bermbach. 2020. GeoBroker: Leveraging Geo-Context for IoT Data Distribution. *Elsevier Computer Communications* 151 (Feb. 2020), 473–484. <https://doi.org/10.1016/j.comcom.2020.01.015>
- [12] Jonathan Hasenbourg, Martin Grambow, and David Bermbach. 2021. MockFog 2.0: Automated Execution of Fog Application Experiments in the Cloud. *IEEE Transactions on Cloud Computing* 11, 1 (April 2021), 58–70. <https://doi.org/10.1109/TCC.2021.3074988>
- [13] Jonathan Hasenbourg, Martin Grambow, Elias Grünewald, Sascha Huk, and David Bermbach. 2019. MockFog: Emulating Fog Computing Infrastructure in the Cloud. In *Proceedings of the First IEEE International Conference on Fog Computing 2019* (Prague, Czech Republic) (ICFC 2019). IEEE, New York, NY, USA, 144–152. <https://doi.org/10.1109/ICFC.2019.00026>
- [14] Vasileios Karagiannis. 2019. Compute Node Communication in the Fog: Survey and Research Challenges. In *Proceedings of the Workshop on Fog Computing and the IoT* (Montreal, Quebec, Canada) (IoT-Fog '19). Association for Computing Machinery, New York, NY, USA, 36–40. <https://doi.org/10.1145/3313150.3313224>
- [15] Anne-Marie Kermarrec and Maarten Van Steen. 2007. Gossiping in distributed systems. *ACM SIGOPS operating systems review* 41, 5 (Oct. 2007), 2–7. <https://doi.org/10.1145/1317379.1317381>
- [16] Avinash Lakshman and Prashant Malik. 2010. Cassandra: a decentralized structured storage system. *ACM SIGOPS Operating Systems Review* 44, 2 (April 2010), 35–40. <https://doi.org/10.1145/1773912.1773922>
- [17] Leslie Lamport. 2019. Time, Clocks, and the Ordering of Events in a Distributed System. In *Concurrency: The Works of Leslie Lamport*. Association for Computing Machinery, 179–196.
- [18] Gilsoo Lee, Walid Saad, and Mehdi Bennis. 2017. An online secretary framework for fog network formation with minimal latency. In *Proceedings of the 2017 IEEE International Conference on Communications* (Paris, France) (ICC '17). IEEE, New York, NY, USA, 1–6. <https://doi.org/10.1109/ICC.2017.7996574>
- [19] Petar Maymounkov and David Eres. 2002. Kademia: A Peer-to-peer Information System Based on the XOR Metric. In *Proceedings of the 1st International Workshop on Peer-to-Peer Systems* (Cambridge, MA, USA) (IPTPS 2002). Springer, Berlin/Heidelberg, Germany, 53–65. https://doi.org/10.1007/3-540-45748-8_5
- [20] B. Clifford Neuman. 1994. Scale in Distributed Systems. In *Readings in Distributed Computing Systems*. IEEE Computer Society Press, 463–489.
- [21] Tobias Pfandzelter and David Bermbach. 2021. Towards Predictive Replica Placement for Distributed Data Stores in Fog Environments. In *Proceedings of the 9th IEEE International Conference on Cloud Engineering, Posters* (San Francisco, CA, USA) (IC2E 2021). IEEE, New York, NY, USA, 280–281. <https://doi.org/10.1109/IC2E52221.2021.00047>
- [22] Tobias Pfandzelter, Jonathan Hasenbourg, and David Bermbach. 2021. From Zero to Fog: Efficient Engineering of Fog-Based Internet of Things Applications. *Software: Practice and Experience* 51, 8 (June 2021), 1798–1821. <https://doi.org/10.1002/spe.3003>
- [23] Tobias Pfandzelter, Nils Japke, Trever Schirmer, Jonathan Hasenbourg, and David Bermbach. 2023. Managing Data Replication and Distribution in the Fog with FRd. (March 2023). arXiv:2303.05256
- [24] Tobias Pfandzelter, Trever Schirmer, and David Bermbach. 2022. Towards Distributed Coordination for Fog Platforms. In *Proceedings of the 22nd IEEE/ACM international Symposium on Cluster, Cloud and Internet Computing, Posters* (Taormina, Italy) (CCGrid 2021). IEEE, New York, NY, USA, 760–762. <https://doi.org/10.1109/CCGrid54584.2022.00087>
- [25] Daniele Puccinelli, Omprakash Gnawali, SunHee Yoon, Silvia Santini, Ugo Colesanti, Silvia Giordano, and Leonidas Guibas. 2011. The Impact of Network Topology on Collection Performance. In *Proceedings of the Wireless Sensor Networks* (Bonn, Germany) (EWSN 2011). Springer Berlin Heidelberg, Berlin, Heidelberg, 17–32. https://doi.org/10.1007/978-3-642-19186-2_2
- [26] José Santos, Tim Wauters, Bruno Volckaert, and Filip De Turck. 2018. Towards Dynamic Fog Resource Provisioning for Smart City Applications. In *Proceedings of the 2018 14th International Conference on Network and Service Management* (Rome, Italy) (CNSM '18). IEEE, New York, NY, USA, 290–294.
- [27] Prasun Sinha, Danny Raz, and Nidhan Choudhuri. 2006. Estimation of Network Distances Using Off-Line Measurements. *Computer Communications* 29, 16 (Oct. 2006), 3295–3305. <https://doi.org/10.1016/j.comcom.2006.05.010>
- [28] Olena Skarlat, Vasileios Karagiannis, Thomas Rausch, Kevin Bachmann, and Stefan Schulte. 2018. A Framework for Optimization, Service Placement, and Runtime Operation in the Fog. In *Proceedings of the 2018 IEEE/ACM 11th International Conference on Utility and Cloud Computing* (Zurich, Switzerland) (UCC '18). IEEE, New York, NY, USA, 164–173. <https://doi.org/10.1109/UCC.2018.00025>
- [29] Marten van Steen and Andrew S. Tanenbaum. 2017. *Distributed Systems*. Marten van Steen.
- [30] Nawaporn Wisitpongphan, Ozan K. Tonguz, Jayendra S. Parikh, Priyantha Mudalige, Fan Bai, and Varza Sadekar. 2007. Broadcast Storm Mitigation Techniques in Vehicular Ad Hoc Networks. *IEEE Wireless Communications* 14, 6 (Dec. 2007), 84–94. <https://doi.org/10.1109/MWC.2007.4407231>