

Restore Anything Pipeline: Segment Anything Meets Image Restoration

Jiayi Jiang

Christian Holz

Department of Computer Science, ETH Zurich, Switzerland

{jiayi.jiang, christian.holz}@inf.ethz.ch

<https://github.com/eth-siplab/RAP>

Abstract

Recent image restoration methods have produced significant advancements using deep learning. However, existing methods tend to treat the whole image as a single entity, failing to account for the distinct objects in the image that exhibit individual texture properties. Existing methods also typically generate a single result, which may not suit the preferences of different users. In this paper, we introduce the Restore Anything Pipeline (RAP), a novel interactive and per-object level image restoration approach that incorporates a controllable model to generate different results that users may choose from. RAP incorporates image segmentation through the recent Segment Anything Model (SAM) into a controllable image restoration model to create a user-friendly pipeline for several image restoration tasks. We demonstrate the versatility of RAP by applying it to three common image restoration tasks: image deblurring, image denoising, and JPEG artifact removal. Our experiments show that RAP produces superior visual results compared to state-of-the-art methods. RAP represents a promising direction for image restoration, providing users with greater control, and enabling image restoration at an object level.

1. Introduction

Image restoration has long been a significant challenge due to its practical importance in various low-level vision applications. The primary objective of image restoration is to recover the original high-quality image from its degraded observation. Image restoration is an ill-posed inverse problem since there can be many possible candidates for the same low-quality input. By specifying different degradation operations, we can address specific image restoration tasks like image deblurring [21, 29, 48], image denoising [12, 42, 49], JPEG artifact removal [10, 11, 16], and image super-resolution [23, 47, 52]. Besides, image restoration techniques can be widely applied into other tasks such as remote sensing [8, 17], capacitive sensing [26, 33], and




Figure 1: Our proposed *Restore Anything Pipeline* (RAP) is capable of deblurring, denoising, and removing JPEG artifacts. By selecting objects, RAP restores and enhances images at an per-object level, removing noise while preserving important texture details for high-quality results. RAP’s per-object sensitivity is particularly important due to each object’s individual texture and thus noise characteristics. Please zoom in for visual details.

biomedical imaging [5, 31].

Despite significant advancements in image restoration, several challenging problems persist. First, current methods typically treat the entire image as a single entity, disregarding the presence of different objects with distinct texture properties within an image. For instance, an image may consist of objects with both high-frequency signal components and smooth objects with low-frequency regions. While noise tends to manifest as a high-frequency signal, making it easily observable in low-frequency regions, it becomes challenging to distinguish from high-frequency texture details. Conversely, a strong denoising algorithm may perform well on objects with low-frequency regions, such as cartoon images, but may result in over-smoothed outcomes on high-frequency regions due to the removal of texture details. Thus, striking a balance between noise re-

moval and detail preservation presents a significant challenge. Second, most existing methods are limited to providing a single deterministic result. However, in the real world, evaluating image quality is often subjective, as individual users may have varying preferences. Therefore, it would be advantageous to have a single model capable of generating diverse results, allowing users to select the output that best suits their requirements.

To address the first problem, we introduce a novel pipeline that integrates Segment Anything Model [20] into the restoration process. Our pipeline enables object-level controllable image restoration, allowing for independent treatment of objects with diverse texture details. Therefore, our approach avoids generating a generic or “mean average” result across all parts and, thus, improves the overall quality of the restoration process. To address the second problem, we utilize a flexible blind image restoration framework [16] that offers the unique advantage of accommodating both blind and non-blind models. Users can effortlessly obtain fully automatic restored results without knowing the degradation parameter, but also have the flexibility to adjust the predicted degradation parameters, granting precise control over the output outcomes. We demonstrate our approach with a primary focus on three fundamental image restoration tasks: image deblurring, image denoising, and JPEG artifact removal.

Collectively, we make the following main contributions:

(1) We propose the *Restore Anything Pipeline* (RAP), which incorporates the recent Segment Anything Model to segment individual objects before performing semantic image restoration on a per-object level. To the best of our knowledge, this is the first attempt to use image segmentation to help image restoration in an interactive way.

(2) For interactive image restoration, we extend the flexible blind JPEG artifact removal model FBCNN to perform general image restoration tasks, including image denoising and deblurring. In our approach, image restoration can be both automatic or controlled by users.

(3) We demonstrate the effectiveness of RAP on real images with different degradation settings, representing a promising direction for image restoration.

2. Related Work

Interactive Image Processing. Interactive image processing refers to a process where users can actively participate in image processing, allowing for greater flexibility and customization of the results. This feature is commonly found in commercial image editing software for performing basic enhancement operations. It is also embraced by advanced intelligent image editing techniques [18, 22, 24, 27]. In image restoration, FFDNet [50] takes a tunable noise level map as the input to remove noise with different levels. SRMD [51] takes blur kernel and noise level as input

for super-resolution. Wang *et al.* proposed a controllable framework for interactive image restoration [37]. In [2, 14], multi-dimension modulation frameworks were proposed for controllable image restoration. However, these methods usually assume that the controllable variable is provided, but such information is almost unknown in real applications. To solve this problem, FBCNN [16] predicts the degradation parameter of the input image and use it to guide image restoration process. The predicted quality factor can also be tuned manually to control the level of restoration. However, it only targeted on JPEG images so it remains unclear if such a flexible blind framework also works for other tasks like image denoising and image deblurring. Besides, the existing controllable models are always applied to the whole image, without the consideration of different semantic difference.

Image Restoration and Segmentation Image segmentation and image restoration are two fields in computer vision and they are usually studied independently. As a low-level tasks, image restoration can be used as a preprocessing step or integrated into a pipeline for downstream tasks including image segmentation [7, 36], image classification [28, 41], object detection [13, 34], motion estimation [30, 32]. However, there are only a few works on segmentation for image restoration. For example, segmentation maps are used as additional inputs in [3, 40] to guide image restoration. However, these method assume perfect segmentation maps are available and can only provide deterministic results. Instead, we integrate image segmentation into our pipeline and support interactive image restoration.

Segment Anything Model. Segment Anything Model (SAM) [20] is a recently proposed strong segmentation foundation model that can produce high-quality segmentation masks by a variety of input prompts such as points, a rough box or mask, free-form text, or any information indicating what to segment in an image. Subsequently, multiple follow-up studies have emerged, extending the application of the SAM model to various tasks. These include medical image analysis [25], object tracking [6], image editing [43], and image inpainting [44]. In this work, we show this advance of image segmentation will benefit restoration.

3. Method

The architecture of *Restore Anything Pipeline* (RAP) is depicted in Figure 2. It comprises three steps: image segmentation, image restoration, and image enhancement. By selecting the desired objects, RAP employs the SAM [20] model to perform segmentation. The segmented objects are subsequently restored using a flexible blind image restoration framework. This framework takes advantage of the

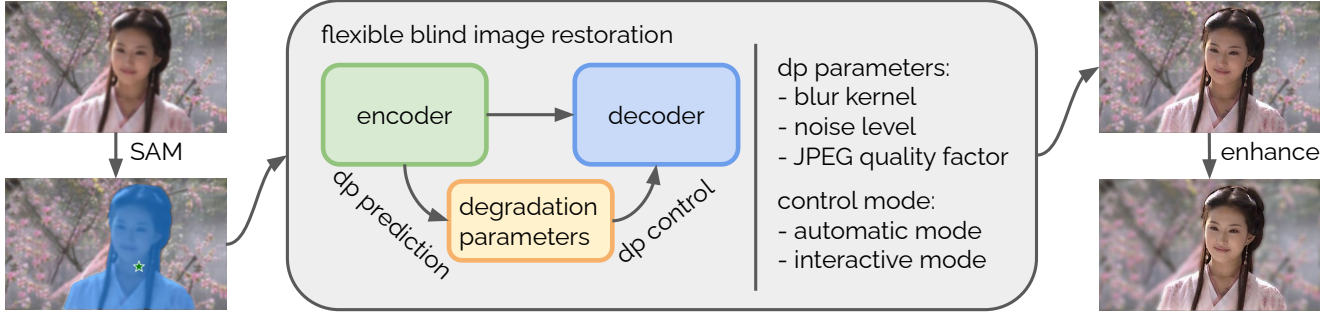


Figure 2: *Restore Anything Pipeline (RAP)*. By clicking on the desired objects, RAP utilizes the SAM model to do segmentation. The segmented objects are then restored using a flexible blind image restoration framework. This framework leverages the model’s prediction of the degradation parameter in the low-quality input image to guide the restoration process. Additionally, users have the option to manually adjust the predicted degradation parameters, allowing for customization and the generation of different results according to their preferences.

model’s prediction of the degradation parameter in the low-quality input image to guide the restoration process. Moreover, users have the flexibility to manually fine-tune the predicted degradation parameters, enabling customization and generating diverse results based on their preferences. After restoration, users can also post-enhance different objects also segmented via SAM to further refine and improve the overall image quality.

3.1. Interactive Image Segmentation

We employ the recently introduced Segment Anything Model (SAM) [20] to segment our desired object. SAM has three components: (a) an image encoder that is based on a MAE [15] pre-trained Vision Transformer [9], (b) a flexible prompt encoder that is divided into sparse prompts (i.e., points, boxes, text) and dense prompts (i.e., masks), and (c) a fast mask decoder that is based on Transformer decoder and can efficiently map the image embedding, prompt embeddings, and an output token to a mask.

We have discovered that the Segment Anything Model (SAM) demonstrates remarkable robustness even when faced with corrupted images, thereby ensuring the seamless functioning of our pipeline. By providing input prompts such as clicking on the objects that are to be restored, SAM can segment them accurately. After segmentation, objects with different texture properties or degradation types can be handled with different restoration levels independently.

3.2. Object-Level Interactive Image Restoration

To support automatic and interactive image restoration at the same time, we employ a similar framework as FBCNN [16]. When presented with a corrupted object, the encoder extracts deep image features and also predicts the corresponding degradation parameter. This predicted parameter serves as a guide for the decoder, which then performs image restoration accordingly. Importantly,

users have the flexibility to manually adjust the predicted degradation parameter, enabling them to control the model and generate outputs with varying degrees of restoration, thereby accommodating individual preferences.

JPEG Artifact Removal For JPEG image artifact removal, we apply the default FBCNN model as it was originally designed for this task. The predicted degradation parameters are quality factors ranging from 0 to 100, where larger values denote higher quality.

Denoising For simplicity, we consider the commonly used Gaussian noise. To adapt FBCNN to work for image denoising, we use the standard deviation of noise distribution as predicted degradation parameter, and use this noise level to guide image restoration. We find this standard deviation can be predicted accurately and it is also controllable to provide different levels of restoration.

Deblurring We consider isotropic Gaussian kernel in our experiments. Different from image denoising and JPEG image deblocking, we find it challenging to use single parameter like the width of the blur kernel to represent the degradation information because it is difficult to predict and flexibly control the image restoration process. Inspired by SRMD [51], which concatenates a vectorized blur kernel and a blurred image as input to enable image restoration for different degradations, we use the vectorized blur kernel as the degradation parameter and use it to guide deblurring.

3.3. Object-Level Image Enhancement

After restoration, users can perform image enhancement also at a per-object level, such as adjusting the brightness, contrast, smoothness, etc, so that the restored image can be further polished. Although most commercial image editing



Figure 3: RAP is built up on a flexible blind image restoration framework which is capable of automatically providing restored results given a corrupted image. Additionally, users can interactively adjust the predicted parameters, enabling them to customize the level of restoration. This interactive feature enables users to select the desired results that best suit their needs. We provide examples for deblurring, denoising, and JPEG artifact removal. Please zoom in for visual details.

software already offers similar interactive features for basic image enhancement, these operations typically operate on either the entire image or on user-drawn masked areas.

4. Experiments

4.1. Implementation Details

We employ DIV2K [1] and Flickr2K [35] as our training data. In the image deblurring task, we used an isotropic Gaussian blur kernel with kernel size 15 and kernel width σ from 0.1 to 3. For image denoising, we included additive white Gaussian noise with standard deviation from 0 to 50. In the JPEG artifact removal task, we used quality factors from 10 to 90. During training, we randomly extract patch pairs with the size 96×96 , and the quality factor is randomly sampled from 10 to 95. We set λ to 0.1. To optimize the parameters, we adopt the Adam solver [19] with batch size 256. The learning rate starts from 1×10^{-4} and decays by a factor of 0.5 every 4×10^4 iterations and finally ends with 1.25×10^{-5} . We trained our model with PyTorch on two NVIDIA GeForce GTX 3090 GPUs. Training took about two days to finish.


4.2. Comparisons to State-of-the-Art Methods

We show the experimental results of RAP on three tasks: image deblurring, image denoising, and JPEG artifact removal. Figure 4 illustrates our results, showing that our proposed *Restore Anything Pipeline* can effectively restore


low-quality images in an interactive and flexible way.

In the provided image deblurring example, we compare our method with the adapted FBCNN [16], Restormer [45], Real-ESRGAN [39], GFPGAN [38], and BSRGAN [47]. From the results, we can observe that Restormer only deblurs with a limited degree. On the contrary, the result of Real-ESRGAN is over-smoothed and all textures details are lost. GFPGAN presents an overall clear result, but it also changes the appearance of the person, which actually does not restore the image. BSRGAN provides a result closer to the original one, but the appearance of eyes are also slightly changed. Instead, FBCNN is only trained with blurry-clear image pairs, so it preserves the most original details. Our approach RAP applies FBCNN to the segmented human, making the foreground subject stand out. To further enhance the image, we apply a blur kernel to the background, thereby producing a bokeh effect.

In the image denoising example, we compare RAP with the state-of-the-art image methods Restormer [45], NAFNet [4], BSRGAN [47], and our adapted FBCNN [16]. While we can see that existing methods can remove noise effectively, several side-effects stand out on closer inspection. Looking at the walls of the building, existing work also removes the texture details and produces over-smoothed results. Instead, our approach RAP extracts the foreground building and denoises the building and background sky with different restoration levels, thereby removing obvious noise and preserving the high-frequency details at the same time.



(a) Image deblurring



(b) Image denoising



(c) JPEG artifact removal

Figure 4: Visual comparisons of RAP and state-of-the-art methods for image deblurring, image denoising, and JPEG artifact removal. By segmenting the desired object as the first step, our proposed method can apply restoration with different levels to different objects. Please zoom in for visual details.

To evaluate the performance of RAP on JPEG images, we conducted a comparative analysis with state-of-the-art models, such as the original FBCNN [16], DPIR [46], and BSRGAN [47]. Our observations reveal that DPIR produces remarkable artifact removal, since it is trained on images only with quality factors ranging from 10 to 40. Despite setting the quality factor to 40, which corresponds to the least restoration level, DPIR tends to overly smooth the wall. BSRGAN demonstrates a strong restoration capability on the areas near the words. It can also generate realistic texture details on the wall. However, these details are synthetically generated and do not accurately represent the original texture. On the other hand, the default outputs of FBCNN and DNCNN exhibit a moderate restoration effect. Notably, FBCNN can be manually adjusted to achieve a higher level of artifact removal, albeit at the expense of losing texture details on the wall. Due to RAP's segmentation step, our approach effectively applies a strong restoration level to objects with low-frequency information where artifacts are easily noticeable. Simultaneously, it employs a weaker restoration level for objects with high-frequency details that require preservation.

5. Conclusions

We have presented the *Restore Anything Pipeline* (RAP), an approach to interactive and per-object level image restoration that incorporates image segmentation through SAM into a controllable restoration model. Our experiments highlight the adaptability of RAP in addressing image denoising, JPEG artifact removal, and image deblurring tasks. Our findings reveal that RAP surpasses existing methods in terms of visual results. This makes RAP a promising avenue for image restoration research, granting users greater control and facilitating the restoration of images at a per-object level.

References

- [1] Eirikur Agustsson and Radu Timofte. Ntire 2017 challenge on single image super-resolution: Dataset and study. In *IEEE Conference on Computer Vision and Pattern Recognition Workshops*, pages 126–135, 2017. 4
- [2] Haoming Cai, Jingwen He, Yu Qiao, and Chao Dong. Toward interactive modulation for photo-realistic image restoration. In *Proceedings of the IEEE/CVF Conference on Computer Vision and Pattern Recognition*, pages 294–303, 2021. 2
- [3] Chaofeng Chen, Xiaoming Li, Lingbo Yang, Xianhui Lin, Lei Zhang, and Kwan-Yee K Wong. Progressive semantic-aware style transformation for blind face restoration. In *Proceedings of the IEEE/CVF conference on computer vision and pattern recognition*, pages 11896–11905, 2021. 2
- [4] Liangyu Chen, Xiaojie Chu, Xiangyu Zhang, and Jian Sun. Simple baselines for image restoration. In *Computer Vision—ECCV 2022: 17th European Conference, Tel Aviv, Israel, October 23–27, 2022, Proceedings, Part VII*, pages 17–33. Springer, 2022. 4
- [5] Xiaoran Chen, Suhan You, Kerem Can Tezcan, and Ender Konukoglu. Unsupervised lesion detection via image restoration with a normative prior. *Medical image analysis*, 64:101713, 2020. 1
- [6] Yangming Cheng, Liulei Li, Yuanyou Xu, Xiaodi Li, Zongxin Yang, Wenguan Wang, and Yi Yang. Segment and track anything. *arXiv preprint arXiv:2305.06558*, 2023. 2
- [7] Dengxin Dai, Yujian Wang, Yuhua Chen, and Luc Van Gool. Is image super-resolution helpful for other vision tasks? In *2016 IEEE Winter Conference on Applications of Computer Vision (WACV)*, pages 1–9. IEEE, 2016. 2
- [8] Xiaoyu Dong, Xu Sun, Xiuping Jia, Zhihong Xi, Lianru Gao, and Bing Zhang. Remote sensing image super-resolution using novel dense-sampling networks. *IEEE Transactions on Geoscience and Remote Sensing*, 59(2):1618–1633, 2020. 1
- [9] Alexey Dosovitskiy, Lucas Beyer, Alexander Kolesnikov, Dirk Weissenborn, Xiaohua Zhai, Thomas Unterthiner, Mostafa Dehghani, Matthias Minderer, Georg Heigold, Sylvain Gelly, Jakob Uszkoreit, and Neil Houlsby. An image is worth 16x16 words: Transformers for image recognition at scale. In *International Conference on Learning Representations*, 2021. 3
- [10] Max Ehrlich, Ser-Nam Lim, Larry Davis, and Abhinav Shrivastava. Quantization guided jpeg artifact correction. In *European Conference on Computer Vision*, 2020. 1
- [11] Xueyang Fu, Zheng-Jun Zha, Feng Wu, Xinghao Ding, and John Paisley. Jpeg artifacts reduction via deep convolutional sparse coding. In *International Conference on Computer Vision*, pages 2501–2510, 2019. 1
- [12] Shi Guo, Zifei Yan, Kai Zhang, Wangmeng Zuo, and Lei Zhang. Toward convolutional blind denoising of real photographs. In *IEEE Conference on Computer Vision and Pattern Recognition*, pages 1712–1722, 2019. 1
- [13] Muhammad Haris, Greg Shakhnarovich, and Norimichi Ukita. Task-driven super resolution: Object detection in low-resolution images. In *Neural Information Processing: 28th International Conference, ICONIP 2021, Sanur, Bali, Indonesia, December 8–12, 2021, Proceedings, Part V 28*, pages 387–395. Springer, 2021. 2
- [14] Jingwen He, Chao Dong, and Yu Qiao. Interactive multi-dimension modulation with dynamic controllable residual learning for image restoration. In *European Conference on Computer Vision*. Springer, 2020. 2
- [15] Kaiming He, Xinlei Chen, Saining Xie, Yanghao Li, Piotr Dollár, and Ross Girshick. Masked autoencoders are scalable vision learners. In *Proceedings of the IEEE/CVF Conference on Computer Vision and Pattern Recognition*, pages 16000–16009, 2022. 3
- [16] Jiayi Jiang, Kai Zhang, and Radu Timofte. Towards flexible blind jpeg artifacts removal. In *Proceedings of the IEEE/CVF International Conference on Computer Vision*, pages 4997–5006, 2021. 1, 2, 3, 4, 6
- [17] Kui Jiang, Zhongyuan Wang, Peng Yi, Guangcheng Wang, Tao Lu, and Junjun Jiang. Edge-enhanced gan for remote sensing image superresolution. *IEEE Transactions on Geoscience and Remote Sensing*, 57(8):5799–5812, 2019. 1

- [18] Bahjat Kawar, Shiran Zada, Oran Lang, Omer Tov, Huiwen Chang, Tali Dekel, Inbar Mosseri, and Michal Irani. Imagic: Text-based real image editing with diffusion models. In *Conference on Computer Vision and Pattern Recognition 2023*, 2023. 2
- [19] Diederik P Kingma and Jimmy Ba. Adam: A method for stochastic optimization. In *International Conference on Learning Representations*, 2015. 4
- [20] Alexander Kirillov, Eric Mintun, Nikhila Ravi, Hanzi Mao, Chloe Rolland, Laura Gustafson, Tete Xiao, Spencer Whitehead, Alexander C Berg, Wan-Yen Lo, et al. Segment anything. *arXiv preprint arXiv:2304.02643*, 2023. 2, 3
- [21] Orest Kupyn, Volodymyr Budzan, Mykola Mykhailych, Dmytro Mishkin, and Jifí Matas. Deblurgan: Blind motion deblurring using conditional adversarial networks. In *Proceedings of the IEEE conference on computer vision and pattern recognition*, pages 8183–8192, 2018. 1
- [22] Cheng-Han Lee, Ziwei Liu, Lingyun Wu, and Ping Luo. Maskgan: Towards diverse and interactive facial image manipulation. In *Proceedings of the IEEE/CVF Conference on Computer Vision and Pattern Recognition*, pages 5549–5558, 2020. 2
- [23] Jingyun Liang, Jiezhong Cao, Guolei Sun, Kai Zhang, Luc Van Gool, and Radu Timofte. Swinir: Image restoration using swin transformer. In *Proceedings of the IEEE/CVF international conference on computer vision*, pages 1833–1844, 2021. 1
- [24] Huan Ling, Karsten Kreis, Daiqing Li, Seung Wook Kim, Antonio Torralba, and Sanja Fidler. Editgan: High-precision semantic image editing. *Advances in Neural Information Processing Systems*, 34:16331–16345, 2021. 2
- [25] Jun Ma and Bo Wang. Segment anything in medical images. *arXiv preprint arXiv:2304.12306*, 2023. 2
- [26] Sven Mayer, Xiangyu Xu, and Chris Harrison. Super-resolution capacitive touchscreens. In *Proceedings of the 2021 CHI Conference on Human Factors in Computing Systems*, pages 1–10, 2021. 1
- [27] Xingang Pan, Ayush Tewari, Thomas Leimkühler, Lingjie Liu, Abhimitra Meka, and Christian Theobalt. Drag your gan: Interactive point-based manipulation on the generative image manifold. In *ACM SIGGRAPH 2023 Conference Proceedings*, 2023. 2
- [28] Yanting Pei, Yaping Huang, Qi Zou, Xingyuan Zhang, and Song Wang. Effects of image degradation and degradation removal to cnn-based image classification. *IEEE transactions on pattern analysis and machine intelligence*, 43(4):1239–1253, 2019. 2
- [29] Dongwei Ren, Kai Zhang, Qilong Wang, Qinghua Hu, and Wangmeng Zuo. Neural blind deconvolution using deep priors. In *Proceedings of the IEEE/CVF Conference on Computer Vision and Pattern Recognition*, pages 3341–3350, 2020. 1
- [30] Denys Rozumnyi, Martin R Oswald, Vittorio Ferrari, and Marc Pollefeys. Motion-from-blur: 3d shape and motion estimation of motion-blurred objects in videos. In *Proceedings of the IEEE/CVF Conference on Computer Vision and Pattern Recognition*, pages 15990–15999, 2022. 2
- [31] Joerg Schnitzbauer, Maximilian T Strauss, Thomas Schlichthaerle, Florian Schueder, and Ralf Jungmann. Super-resolution microscopy with dna-paint. *Nature protocols*, 12(6):1198–1228, 2017. 1
- [32] Armon Shariati, Christian Holz, and Sudipta Sinha. Towards privacy-preserving ego-motion estimation using an extremely low-resolution camera. *IEEE Robotics and Automation Letters*, 5(2):1223–1230, 2020. 2
- [33] Paul Streli and Christian Holz. Capcontact: Super-resolution contact areas from capacitive touchscreens. In *Proceedings of the 2021 CHI Conference on Human Factors in Computing Systems*, pages 1–14, 2021. 1
- [34] Shangquan Sun, Wenqi Ren, Tao Wang, and Xiaochun Cao. Rethinking image restoration for object detection. *Advances in Neural Information Processing Systems*, 35:4461–4474, 2022. 2
- [35] Radu Timofte, Eirikur Agustsson, Luc Van Gool, Ming-Hsuan Yang, and Lei Zhang. Ntire 2017 challenge on single image super-resolution: Methods and results. In *IEEE Conference on Computer Vision and Pattern Recognition Workshops*, pages 114–125, 2017. 4
- [36] Li Wang, Dong Li, Yousong Zhu, Lu Tian, and Yi Shan. Dual super-resolution learning for semantic segmentation. In *Proceedings of the IEEE/CVF Conference on Computer Vision and Pattern Recognition*, pages 3774–3783, 2020. 2
- [37] Wei Wang, Ruiming Guo, Yapeng Tian, and Wenming Yang. Cfsnet: Toward a controllable feature space for image restoration. In *International Conference on Computer Vision*, pages 4140–4149, 2019. 2
- [38] Xintao Wang, Yu Li, Honglun Zhang, and Ying Shan. Towards real-world blind face restoration with generative facial prior. In *Proceedings of the IEEE/CVF Conference on Computer Vision and Pattern Recognition*, pages 9168–9178, 2021. 4
- [39] Xintao Wang, Liangbin Xie, Chao Dong, and Ying Shan. Real-esrgan: Training real-world blind super-resolution with pure synthetic data. In *Proceedings of the IEEE/CVF International Conference on Computer Vision*, pages 1905–1914, 2021. 4
- [40] Xintao Wang, Ke Yu, Chao Dong, and Chen Change Loy. Recovering realistic texture in image super-resolution by deep spatial feature transform. In *IEEE Conference on Computer Vision and Pattern Recognition*, pages 606–615, 2018. 2
- [41] Yang Wang, Yang Cao, Zheng-Jun Zha, Jing Zhang, and Zhiwei Xiong. Deep degradation prior for low-quality image classification. In *Proceedings of the IEEE/CVF Conference on Computer Vision and Pattern Recognition*, pages 11049–11058, 2020. 2
- [42] Zichun Wang, Ying Fu, Ji Liu, and Yulun Zhang. Lg-bpn: Local and global blind-patch network for self-supervised real-world denoising. *arXiv preprint arXiv:2304.00534*, 2023. 1
- [43] Defeng Xie, Ruichen Wang, Jian Ma, Chen Chen, Haonan Lu, Dong Yang, Fobo Shi, and Xiaodong Lin. Edit everything: A text-guided generative system for images editing. *arXiv preprint arXiv:2304.14006*, 2023. 2

- [44] Tao Yu, Runseng Feng, Ruoyu Feng, Jinming Liu, Xin Jin, Wenjun Zeng, and Zhibo Chen. Inpaint anything: Segment anything meets image inpainting. *arXiv preprint arXiv:2304.06790*, 2023. [2](#)
- [45] Syed Waqas Zamir, Aditya Arora, Salman Khan, Munawar Hayat, Fahad Shahbaz Khan, and Ming-Hsuan Yang. Restormer: Efficient transformer for high-resolution image restoration. In *Proceedings of the IEEE/CVF Conference on Computer Vision and Pattern Recognition*, pages 5728–5739, 2022. [4](#)
- [46] Kai Zhang, Yawei Li, Wangmeng Zuo, Lei Zhang, Luc Van Gool, and Radu Timofte. Plug-and-play image restoration with deep denoiser prior. *IEEE Transactions on Pattern Analysis and Machine Intelligence*, 44(10):6360–6376, 2021. [6](#)
- [47] Kai Zhang, Jingyun Liang, Luc Van Gool, and Radu Timofte. Designing a practical degradation model for deep blind image super-resolution. In *IEEE Conference on International Conference on Computer Vision*, 2021. [1](#), [4](#), [6](#)
- [48] Kaihao Zhang, Wenhan Luo, Yiran Zhong, Lin Ma, Bjorn Stenger, Wei Liu, and Hongdong Li. Deblurring by realistic blurring. In *Proceedings of the IEEE/CVF Conference on Computer Vision and Pattern Recognition*, pages 2737–2746, 2020. [1](#)
- [49] Kai Zhang, Wangmeng Zuo, Yunjin Chen, Deyu Meng, and Lei Zhang. Beyond a gaussian denoiser: Residual learning of deep cnn for image denoising. *IEEE Transactions on Image Processing*, 26(7):3142–3155, 2017. [1](#)
- [50] Kai Zhang, Wangmeng Zuo, and Lei Zhang. Ffdnet: Toward a fast and flexible solution for cnn-based image denoising. *IEEE Transactions on Image Processing*, 27(9):4608–4622, 2018. [2](#)
- [51] Kai Zhang, Wangmeng Zuo, and Lei Zhang. Learning a single convolutional super-resolution network for multiple degradations. In *IEEE Conference on Computer Vision and Pattern Recognition*, pages 3262–3271, 2018. [2](#), [3](#)
- [52] Yulun Zhang, Yapeng Tian, Yu Kong, Bineng Zhong, and Yun Fu. Residual dense network for image super-resolution. In *Proceedings of the IEEE conference on computer vision and pattern recognition*, pages 2472–2481, 2018. [1](#)