

# Decomposed Prompting for Machine Translation Between Related Languages using Large Language Models

Ratish Puduppully<sup>1</sup> Raj Dabre<sup>2</sup> Ai Ti Aw<sup>1</sup> Nancy F. Chen<sup>1</sup>

<sup>1</sup>Institute for Infocomm Research (I<sup>2</sup>R), A\*STAR, Singapore

<sup>2</sup>National Institute of Information and Communications Technology  
puduppully@i2r.a-star.edu.sg raj.dabre@nict.go.jp  
nfychen@i2r.a-star.edu.sg

## Abstract

This study investigates machine translation between related languages *i.e.*, languages within the same family that share similar linguistic traits such as word order and lexical similarity. Machine translation through few-shot prompting leverages a small set of translation pair examples to generate translations for test sentences. This requires the model to learn how to generate translations while simultaneously ensuring that token ordering is maintained to produce a fluent and accurate translation. We propose that for related languages, the task of machine translation can be simplified by leveraging the monotonic alignment characteristic of such languages. We introduce a novel approach of few-shot prompting that decomposes the translation process into a sequence of word chunk translations. Through evaluations conducted on multiple related language pairs across various language families, we demonstrate that our novel approach of decomposed prompting surpasses multiple established few-shot baseline models, thereby verifying its effectiveness. For example, our model outperforms the strong few-shot prompting BLOOM model with an average improvement of 4.2 chrF++ scores across the examined languages.

## 1 Introduction

In this work, we focus on the translation between related languages. From an economic and social perspective, translation between related languages are of paramount importance. A substantial volume of commercial activity occurs between neighboring regions that communicate in two related languages. In these situations, routing translation via a third language, such as English, can be cumbersome and inefficient. Instead, direct translation between the two related languages could significantly boost trade activity. Moreover, seamless translation between these languages has the potential to enhance

social interactions among individuals from these neighboring regions.

Related languages often share a language family and exhibit similarities in their word order and lexical features. Translations between these languages are predominantly monotonic, meaning that the word order is largely preserved in the translation process.

Take, for instance, the languages spoken in the Indian subcontinent, including Hindi, Marathi, Malayalam, Tamil, and Bengali. These languages adhere to a similar Subject-Object-Verb (SOV) word order and demonstrate a predominantly monotonic relationship with each other when it comes to translation. Other instances of related languages that share similar characteristics include Indonesian and Malay, or Ukrainian and Russian.

Recent advancements have demonstrated the effectiveness of few-shot prompting using large language models (LLMs) across various NLP tasks, including machine translation (Lin et al., 2022; Workshop et al., 2023), summarization, and question answering, among others. In the context of machine translation, few-shot prompting typically involves prompting a large language model (LLM) with a limited number of machine translation example pairs, followed by the test example. This requires the model to generate translations while ensuring correct word ordering, a process that fails to account for any unique characteristics intrinsic to the languages involved. For instance, it neglects the monotonic alignment—an integral trait evident in translations between related languages.

LLMs typically exhibit a skew towards English in their training data. For instance, in mT5 (Lin et al., 2022), the proportion of Hindi tokens to English tokens is merely 0.8%, and for Malayalam, it drops further to 0.07%. This imbalance in data representation contributes to the LLMs' underper-

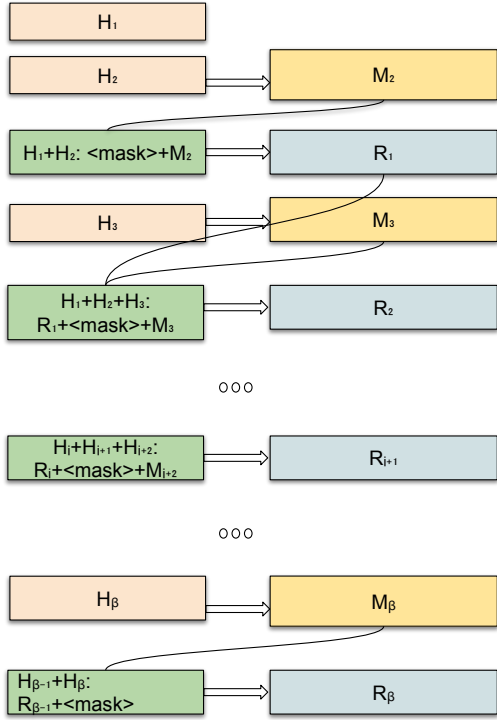


Figure 1: The diagram provides an overview of Decomposed Prompting for Machine Translation (DecoMT). The source text ( $H$ ) is divided into several chunks ( $H_1, H_2, \dots, H_i, H_{i+1}, H_{i+2}, \dots, H_\beta$ ). Each chunk is translated independently using few-shot prompting, yielding corresponding target chunks ( $M_1, M_2, \dots, M_i, M_{i+1}, M_{i+2}, \dots, M_\beta$ ). The DecoMT process leverages the source chunks, their respective translations, and the previously predicted contextual translation to incrementally predict the contextually appropriate translation of the subsequent chunk.

formance in language modeling tasks involving non-English languages and translations from English to other languages compared to the inverse (Lin et al., 2022). In particular, for few-shot translation tasks between related languages, these models may not have encountered sufficient data in these languages. Overcoming these limitations can be achieved by incorporating inductive biases about related languages.

Recently, Khot et al. (2023) introduced an approach known as decomposed prompting. This technique dissects a complex task into simpler, more manageable subtasks, each of which is addressed through few-shot prompting of LLMs.

Our goal is to leverage the inductive bias of monotonicity prevalent in translations between related languages. We hypothesize that LLMs can deliver improved translation performance if they do not have the responsibility of implicit reorder-

ing. Additionally, we believe that full-sentence analysis may not be necessary for translating between related languages. Instead, concentrating on sub-sentence structures such as groups of words or word-chunks might be more effective, providing a more focused translation context for the LLMs, as they no longer need to process the entire sentence. Consequently, we propose that our approach of decomposing translation into smaller word-chunk translations can lead to enhanced translation accuracies, especially in longer sentences.

These hypotheses naturally guide us towards a decomposed prompting approach for machine translation between related languages. Our proposed method, known as Decomposed Prompting for Machine Translation (DecoMT) breaks an input sentence into chunks (Figure 1), independently translates each, and then incrementally combines the chunks with their translations to generate context-aware translations step-by-step.

The following are our contributions:

- We introduce Decomposed Prompting for MT (DecoMT), a novel approach that simplifies the translation task by dividing it into the translation of word chunks.
- We perform extensive evaluations on closely related languages from diverse language families, including pairs such as Hindi  $\leftrightarrow$  Marathi, Hindi  $\leftrightarrow$  Malayalam, Indonesian  $\leftrightarrow$  Malay, Russian  $\leftrightarrow$  Ukrainian, and Spanish  $\leftrightarrow$  Portuguese.
- We compare DecoMT against several robust baselines, including few-shot prompting of LLMs (Lin et al., 2022; Workshop et al., 2023), as well as sequential autoregressive prompting of bidirectional LLMs (Patel et al., 2023). We demonstrate that DecoMT delivers robust results when compared to these baselines, particularly outperforming them in scenarios involving low-resource languages.

## 2 Related Work

**Few-shot Prompting for MT** Few-shot prompting for MT leverages an autoregressive LLM, which is prompted with a small number of sentence pairs alongside their translations. The LLM then predicts the translation when provided with a test sentence. Examples of such LLMs include XGLM (Lin et al., 2022) and BLOOM (Workshop et al.,

2023). We interchangeably refer to this approach as Standard Prompting.

**Sequential Autoregressive Prompting** Patel et al. (2023) introduced an approach for prompting bidirectional LLMs, such as mT5 (Xue et al., 2021). Their Sequential Autoregressive Prompting (SAP) method generates a token autoregressively, appends it back to the input, and predicts the subsequent token. They demonstrated that SAP outperforms traditional few-shot prompting for LLMs. Our method also leverages bidirectional LLMs. However, while they primarily exploit the autoregressive nature of these models, we further harness the bidirectional capability of LLMs to generate context-aware translations.

**Decomposed Prompting** Khot et al. (2023) proposed decomposed prompting, an approach that breaks down complex tasks into simpler ones, each tackled using few-shot prompting of LLMs. We apply this prompting strategy to the task of machine translation between related languages.

**Incremental Generation** In the field of data-to-text generation, Puduppully et al. (2022) presented a strategy for document generation that decomposes the process into generating a sequence of paragraphs, interleaved with predicting a plan for each paragraph. Our DecoMT method can be viewed as an extension of this approach for the task of translating monotonically aligned sentences, where the plan is implicitly specified through the monotonic chunk alignment.

Press and Smith (2018) proposed an eager translation approach, in which the model begins translating without having to wait until the entire sentence has been processed. Our DecoMT method shares this characteristic, as it similarly doesn’t require the whole sentence to be available before initiating translation. However, unlike their method, DecoMT’s translation units extend beyond a single token. Moreover, DecoMT incorporates a contextual translation phase where the translation of an independent chunk is further refined through infilling.

### 3 Methodology

In this section, we present the DecoMT Approach, our technique for decomposed prompting in Machine Translation. Our method involves a two-stage translation process for word chunks: firstly, an independent translation stage where each chunk is

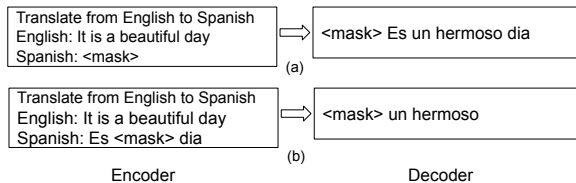


Figure 2: Illustration of two strategies for prompting a bidirectional encoder-decoder LLM such as mT5 for translation tasks. In the upper section (a), a bidirectional LLM is employed to perform autoregressive translation. Conversely, in the lower section (b), the LLM is utilized to infill masked tokens, leveraging the surrounding context.

translated in isolation; and secondly, a contextual translation stage where translation occurs while considering the surrounding context.

#### 3.1 Employed Pretrained Model

In implementing DecoMT, we use the mT5 model (Xue et al., 2021), specifically the XL variant with 3.7 billion parameters. mT5 is an encoder-decoder model that is trained with a span-corruption objective. During the training process of mT5, random spans within the input text are replaced with placeholders such as  $\langle \text{mask}_0 \rangle$ ,  $\langle \text{mask}_1 \rangle$ , and so forth. In the output text, these correspond to mask tokens followed by the respective spans that were substituted in the input. Just like in the case of T5 (Raffel et al., 2020), the spans being replaced during training are of lengths varying from 2 to 5 tokens.

An example of utilizing mT5 for machine translation aligns closely with the Standard Prompting method, illustrated in Figure 2 (a) (Workshop et al., 2023; Lin et al., 2022). In this scenario, an input labelled “English:” followed by an English sentence and subsequently by the label “Spanish:” accompanied by a  $\langle \text{mask} \rangle$  token, is introduced to the mT5 encoder. The decoder then takes over to generate the translation. In our independent translation framework, we employ this technique to produce  $M_i$  from  $H_i$ , as depicted in Figure 1.

Another technique to harness mT5 for translation is by leveraging its bidirectional infilling capability, as exhibited in Figure 2 (b). Here, the prompt consists of the label “English:”, an English text, the label “Spanish:”, and its Spanish equivalent with a few tokens masked out. The mT5 decoder is then tasked with generating the masked tokens. This specific approach is used in generating our contextual translations  $R_i$  as shown in Figure 1.

Translate from Hindi to Malayalam:  
Hindi: सोमवार को, स्टैनफोर्ड यूनिवर्सिटी स्कूल  
Malayalam: തിങ്കളാഴ്ച, സ്റ്റാൻഫോർഡ് യൂണിവേഴ്സിറ്റി സ്കൂൾ  
(On Monday, Stanford University School)  
Hindi: ऑफ़ मेडिसिन के वैज्ञानिकों ने  
Malayalam: ഓഫ് മെഡിസിനിലെ ശാസ്ത്രജ്ഞന്മാർ  
(of medicine scientists)  
Hindi: कोशिकाओं को उनके प्रकार के  
Malayalam: കോശങ്ങളെ അവയുടെ ഇനം  
(cells into their types)  
Hindi: आधार पर छाँट सकने वाला  
Malayalam: അനുസരിച്ച് തരംതിരിക്കാൻ കഴിയുന്ന  
(sort based on)  
Hindi: एक नए डायग्नोस्टिक उपकरण के  
Malayalam: ഒരു പുതിയ രോഗനിർണയ ഉപകരണം  
(a new diagnostic tool)  
Hindi: आविष्कार की घोषणा की.  
Malayalam: കണ്ടുപിടിച്ചതായി പ്രഖ്യാപിച്ചു.  
(announced invention)  
... three more examples here

Translate from Hindi to Malayalam:  
Hindi: घटनास्थल की ओर जाते समय  
Malayalam: സംഭവ സ്ഥലത്തേക്ക് കതിക്കുന്ന സമയത്ത്  
(on the way to the scene)  
Hindi: एक एयरपोर्ट अग्निशामक वाहन लुढ़क गई  
Malayalam: ഒരു എയർപോർട്ട് ഫയർ വാഹനം കിഴമേൽ മറിഞ്ഞതായി  
(an airport fire engine rolled over)  
Hindi: स्थानीय मीडिया ने  
Malayalam: പ്രാദേശിക മാധ്യമങ്ങൾ  
(local media has)  
Hindi: बताया है.  
Malayalam: റിപ്പോർട്ട് ചെയ്യുന്നു.  
(has told)

Translate from Hindi to Malayalam:  
Hindi: कातलान की राजधानी (बार्सिलोना) में  
Malayalam: (mask)

Figure 3: Prompt Template for Independent Translation along with a test example prompt: The template consists of five example sentences, segmented into chunks, from the source language (Hindi) and the target language (Malayalam). The model is then presented with a chunk from the test example source sentence, followed by a target language prompt accompanied by a <mask> placeholder. The model’s task is to predict the corresponding target language chunk. Please note, the English text in brackets is provided for explanatory purposes and is not included in the actual prompt.

Depending on where the <mask> placeholder is inserted, the model will perform either text completion or infilling. It’s important to note that a single mask can yield more than one token.

**3.2 Creating Aligned Monotonic Translations through Human Annotation**

We select the first five examples from the dev set of the FLORES dataset. Each example consists of a pair of corresponding sentences in two different languages. Annotators are tasked to align these sentences in a monotonic manner, maintaining the same sequence of information. Importantly, annotators have the liberty to modify the sentences as required to achieve this.

Translate from Hindi to Malayalam:  
Hindi: सोमवार को, स्टैनफोर्ड यूनिवर्सिटी स्कूल ऑफ़ मेडिसिन के वैज्ञानिकों ने  
Malayalam: തിങ്കളാഴ്ച, സ്റ്റാൻഫോർഡ് യൂണിവേഴ്സിറ്റി സ്കൂൾ ഓഫ് മെഡിസിനിലെ ശാസ്ത്രജ്ഞന്മാർ  
(On Monday, scientists at Stanford University School of Medicine)  
Hindi: कोशिकाओं को उनके प्रकार के आधार पर छाँट सकने वाला  
Malayalam: കോശങ്ങളെ അവയുടെ ഇനം അനുസരിച്ച് തരംതിരിക്കാൻ കഴിയുന്ന  
(capable of sorting cells according to their types)  
Hindi: एक नए डायग्नोस्टिक उपकरण के आविष्कार की घोषणा की.  
Malayalam: ഒരു പുതിയ രോഗനിർണയ ഉപകരണം കണ്ടുപിടിച്ചതായി പ്രഖ്യാപിച്ചു.  
(announced the invention of a new diagnostic tool)  
... 3 more examples here

Translate from Hindi to Malayalam:  
Hindi: घटनास्थल की ओर जाते समय एक एयरपोर्ट अग्निशामक वाहन लुढ़क गई  
Malayalam: സംഭവ സ്ഥലത്തേക്ക് കതിക്കുന്ന സമയത്ത് ഒരു എയർപോർട്ട് ഫയർ വാഹനം കിഴമേൽ മറിഞ്ഞതായി  
(an airport fire engine rolled over on its way to the scene)  
Hindi: स्थानीय मीडिया ने बताया है.  
Malayalam: പ്രാദേശിക മാധ്യമങ്ങൾ റിപ്പോർട്ട് ചെയ്യുന്നു.  
(local media has told)

Translate from Hindi to Malayalam:  
Hindi: कातलान की राजधानी (बार्सिलोना) में जाने के बाद से, विडाल ने क्लब के  
Malayalam: കാറ്റലോണയുടെ തലസ്ഥാനമായ <mask> മുതൽ, വിദാൽ ക്ലബ്ബിന്  
(Catalan’s capital <mask> since Vidal for club)

Figure 4: Prompt Template for Contextual Translation along with an included test example prompt: This template follows a similar structure to that outlined in Figure 3, but with one difference - the word-chunks are longer, approximately 10 tokens each. In the test example, the source language prompt is followed by concatenation of three word-chunks. The target language prompt is followed by the previous contextual translation, then a <mask> placeholder, and finally the independent translation of the third chunk. The model’s task is to fill in the masked placeholder chunk. The English text enclosed in brackets serves solely as explanatory guidance, and is not included in the actual prompt.

**3.3 Formulation**

Let  $x$  represent the input sentence and  $\beta$  denote the number of chunks in  $x$ . We define  $\hat{y}$  as the preliminary translation of  $x$ , obtained by concatenating independently translated chunks. Furthermore,  $y$  represents the final translation, which is assembled from contextually translated chunks. For the purpose of simplification in our formulation, we omit the prompt template and focus on the translation of test examples.

In the case of independent translation, we make the assumption that each  $y_i$  is only dependent on its corresponding  $x_i$ , where  $i$  indicates the index of the chunk within a sentence. This is captured by the equation:

$$p(\hat{y}|\hat{x}) = \prod_{i=1}^{\beta} p(\hat{y}_i|\hat{x}_i) \tag{1}$$

In the case of contextual translation, we parameterise  $y$  as dependent on  $x$  and  $\hat{y}$ , represented as:

$$p(y|x, \hat{y}) = p(y_1 y_2 \dots y_\beta | x_1 x_2 \dots x_\beta, \hat{y}_1 \hat{y}_2 \dots \hat{y}_\beta) \quad (2)$$

We make a conditional independence assumption that, at any position  $i$ ,  $y_i$  is dependent on  $x_{i-1}$ ,  $x_i$ ,  $x_{i+1}$ , the previous contextual translation  $y_{i-1}$ , and the next independent translation  $\hat{y}_{i+1}$ . This assumption allows us to rewrite the joint probability as a product of conditional probabilities:

$$\begin{aligned} p(y|x, \hat{y}) = & p(y_1 | x_1 x_2 \hat{y}_2) \\ & * \prod_{i=2}^{\beta-1} p(y_i | x_{i-1} x_i x_{i+1} y_{i-1} \hat{y}_{i+1}) \\ & * p(y_\beta | x_{\beta-1} x_\beta y_{\beta-1}) \end{aligned}$$

### 3.4 Prompt Construction

Our methodology employs few-shot prompting, a technique that allows an LLM to make predictions based on a limited number of examples. This section will elucidate the process of constructing prompts for independent and contextual translation.

**Count of Tokens in Each Word-Chunk** Let us consider the token count within each word-chunk in both prompt templates and test examples. For the prompt templates,  $k$  and  $j$  denote the number of tokens in a word-chunk for independent and contextual translation, respectively. Conversely, in a test example,  $m$  signifies the token count within a word-chunk for independent translation.

We typically set  $k$  and  $j$  to 5 and 10, respectively. Nevertheless, the morphological richness of languages varies as a single token in one language might equate to several tokens in another. Hence, during the construction of prompt templates, we programmatically align each chunk fully with its translated equivalent, causing potential deviations from the standard values of 5 and 10 for  $k$  and  $j$ .

Lastly, we treat  $m$  as a hyperparameter, the value of which is tuned using the FLORES development set.

**Independent Translation** Each translation example for independent translation (Figure 3) commences with “Translate from [Source language] to [Target language]:”, followed by a line break, then “[Source language]:” and the first chunk of the source language sentence. Subsequently, we present “[Target language]:” and the corresponding

translated chunk on a new line. This sequence is replicated for all the chunks in a sentence.

Upon completing a sentence, we use a newline separator and proceed to the next example. This procedure is repeated for all five examples in the prompt template.

In the case of the test example, the prompt begins with “Translate from [Source language] to [Target language]:”, followed by a line break and “[Source language]:” with a chunk from the source language. The subsequent line is “[Target language]:  $\langle \text{mask} \rangle$ ”. The model’s objective at this point is to predict the translation for the source language chunk.

**Contextual Translation** The prompt template for contextual translation (Figure 4) mirrors that of independent translation, with one key difference: the examples in prompt template are around twice as long as that of the lengths of examples in independent translation template prompt. In the test example for contextual translation, the prompt starts with “Translate from [Source language] to [Target language]:”, followed by “[Source language]:” and a concatenation of three chunks from the source language.

The next line reads “[Target language]: [previous contextual translation]  $\langle \text{mask} \rangle$  [next independent translation]”. Here, the model’s task is to infill the translation for the second source language chunk.

### 3.5 DecoMT

**DecoMT Overview** Figure 1 provides an overview of our DecoMT approach. We omit the prompt template from the block diagram for simplicity of explanation. We segment the input sentence into multiple chunks, denoted as  $H_1, H_2, \dots, H_i, H_{i+1}, H_{i+2}, \dots, H_\beta$ , each comprising  $m$  tokens. We then independently translate each chunk into corresponding translations, labelled as  $M_1, M_2, \dots, M_i, M_{i+1}, M_{i+2}, \dots, M_\beta$ .

The key innovation in our approach lies in the contextual translation, which is performed incrementally for each chunk. Initially, we concatenate the first two chunks,  $H_1$  and  $H_2$ , with the placeholder  $\langle \text{mask} \rangle$  and the translation of the second chunk  $M_2$ . This forms the input to predict the first contextual translation,  $R_1$ .

Subsequently, we concatenate the first three chunks,  $H_1, H_2$ , and  $H_3$ , with the contextual translation obtained from the previous step,  $R_1$ , alongside the placeholder  $\langle \text{mask} \rangle$  and the translation of the third chunk,  $M_3$ . This is used to predict the next

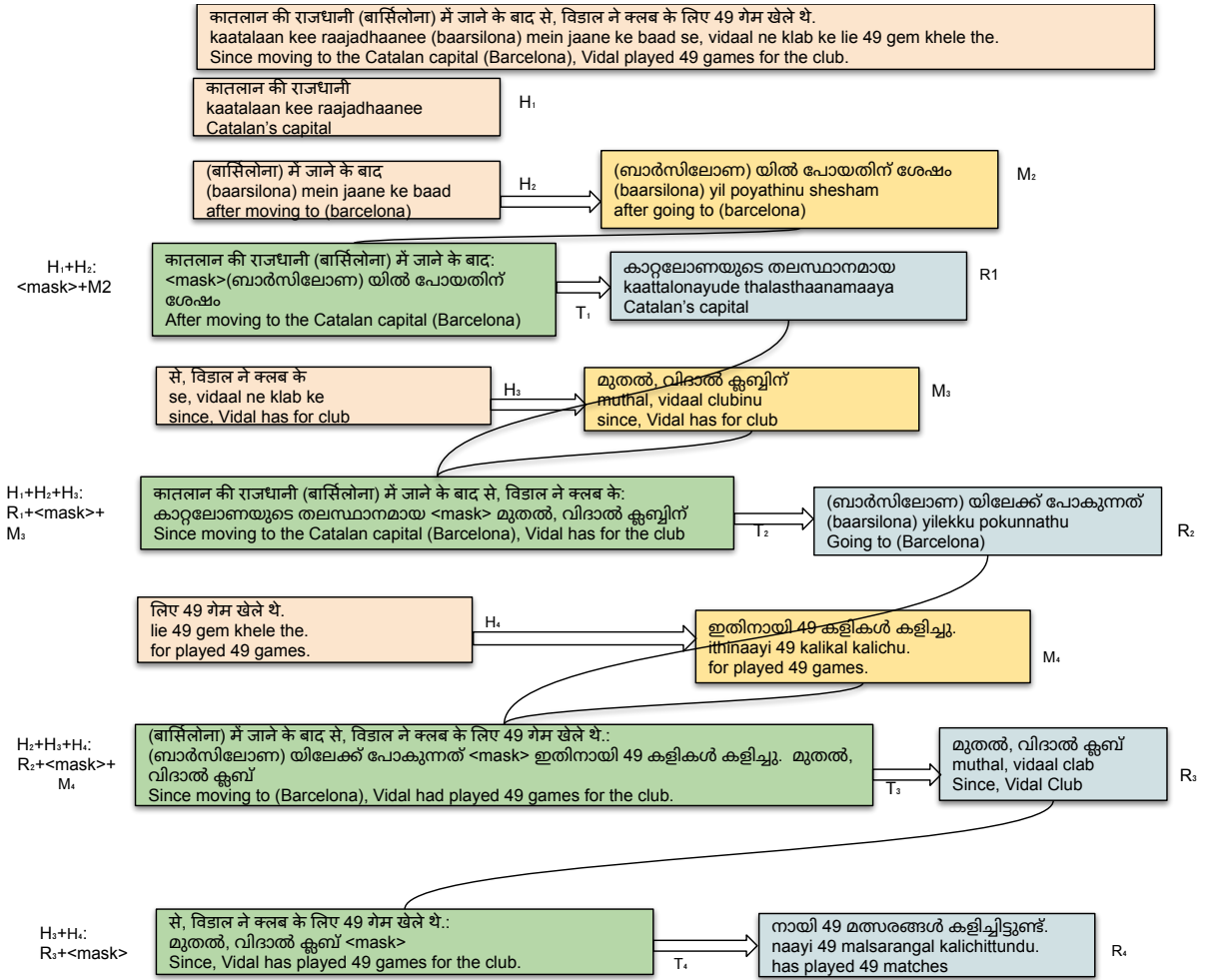


Figure 5: This diagram provides a step-by-step illustration of the DecoMT process. For the sake of simplifying our explanation, we have excluded the prompt template from the block diagram. The chunks of Hindi input, represented as  $H_1, H_2, H_3,$  and  $H_4,$  are initially translated into Malayalam independently using few-shot prompting, resulting in  $M_1, M_2, M_3,$  and  $M_4.$  Subsequently, infilling is used to derive contextual translations, denoted as  $R_1, R_2, R_3,$  and  $R_4.$  Each block of  $H_i, M_i,$  and  $R_i$  presents three lines: the original text, its English transliteration, and its translation into English. The blocks marked  $T_i$  illustrate the contextual translation tasks. The input block for  $T_i$  includes a concatenation of input chunks, the previous contextual translation, a mask placeholder, and an independent translation, along with their English translation. The final translation into Malayalam, is produced by piecing together the contextual translations  $R_1, R_2, R_3,$  and  $R_4.$  It should be noted that the English translations and transliterations are included for the sake of clarity and are not an integral part of the DecoMT process.

contextual translation,  $R_2.$

This process is continued iteratively. At an intermediate step, the chunks  $H_i, H_{i+1},$  and  $H_{i+2},$  along with the previously computed contextual translation  $R_i,$  the placeholder  $\langle \text{mask} \rangle,$  and the translation of the chunk  $M_{i+2},$  are used to predict the next contextual translation,  $R_{i+1}.$

Finally, for the last chunk, the input is the concatenation of the penultimate and final chunks,  $H_{\beta-1}$  and  $H_{\beta},$  the last computed contextual translation  $R_{\beta-1},$  and the placeholder  $\langle \text{mask} \rangle.$  The model then predicts the final contextual translation,  $R_{\beta}.$

**DecoMT Details** Figure 5 presents a block diagram which explains DecoMT with the help of an example. The task at hand is translation from Hindi to Malayalam. The Hindi sentence is divided into four consecutive chunks:  $H_1, H_2, H_3,$  and  $H_4,$  each consisting of  $m = 5$  tokens. Using few-shot prompting, these chunks are independently translated into Malayalam, resulting in  $M_1, M_2, M_3,$  and  $M_4.$  However, we observe that these translated chunks can occasionally lack coherence.

For instance, consider the translation of the  $H_4$  chunk. The chunk commences with लिए which can translate to ‘reason’ or ‘for’ (indicating possession)

in English. The  $M_4$  translation into Malayalam, ഇതിനായി adopts the former meaning, whereas the sentence context implies that the latter interpretation would be more suitable.

To rectify this, we introduce a process to generate contextually appropriate translations. We input a concatenation of  $H_1$ ,  $H_2$ , and a mask placeholder, along with  $M_2$ , into the bidirectional mT5 model. The model then infills the mask, producing a contextually appropriate translation of  $M_1$ , which we denote as  $R_1$ .

Next, we feed a concatenation of  $H_1$ ,  $H_2$ ,  $H_3$ , along with a concatenation of  $R_1$ , a mask placeholder, and  $M_3$  into the mT5 model. The result is a contextually appropriate translation,  $R_2$ , of  $M_2$ .

This procedure is repeated for all the intermediate chunks. For the final chunk, we input a concatenation of  $H_3$ ,  $H_4$ ,  $R_3$ , and a mask placeholder. The mT5 model then predicts the contextually appropriate translation,  $R_4$ , of the  $M_4$  translation. Given the context of  $H_3$ ,  $H_4$ , and  $R_3$ , the contextual translation correctly interprets the intended meaning.

## 4 Experimental Setup

We conduct a comparative study of our DecoMT model, which is based on mT5 (Xue et al., 2021) with 3.7B parameters, against various established approaches. These include the Standard Prompting technique applied to 7.1B parameters variant of BLOOM (Workshop et al., 2023), and 7.5B parameters variant of XGLM (Lin et al., 2022). Furthermore, we compare our approach with SAP (Patel et al., 2023), a technique that also utilizes mT5 with 3.7B parameters.

### 4.1 Evaluation Metrics

Our model’s performance is assessed using spBLEU (Goyal et al., 2022), a variant of BLEU (Papineni et al., 2002), and chrF++ (Popović, 2017) metrics. The BLEU metric measures word n-gram matches, encompassing unigram, bigram, trigram, and four-grams. However, due to the morphological richness of the languages we are working with, BLEU scores can often be underestimated. To counteract this, we employ spBLEU as suggested by NLLB (Goyal et al., 2022; Team et al., 2022), which utilizes a subword-based tokenizer.

Conversely, chrF++ evaluates character n-gram matches for n values ranging from 1 to 4, in addition to word n-gram matches that include unigram and bigram. Given its demonstrated higher

correlation with human annotator scores for low-resource languages (Popović, 2017), chrF++ serves as a valuable metric for our study.

We use the SacreBLEU library (Post, 2018) to compute these metrics. We provide the signatures for both BLEU<sup>1</sup> and chrF++<sup>2</sup>.

For hyperparameter tuning, we utilize the FLORES development set. We evaluate chunk sizes for  $m$  from the set {3,4,5}.

## 4.2 Evaluation

We conducted evaluations on multiple languages using the Flores devtest set, focusing specifically on translations between closely related languages: Hindi (hin) ↔ Marathi (mar), hin ↔ Malayalam (mal), Indonesian (ind) ↔ Malay (zsm), Ukrainian (ukr) ↔ Russian (rus), and Portuguese (por) ↔ Spanish (spa). The latter pair represents a high-resource language setup for comparison.

## 5 Results

The results of our evaluations are summarized in Table 1. We conduct statistical significance testing via paired bootstrap sampling (Koehn, 2004) ( $p < 0.05$ ). In terms of performance, XGLM (Lin et al., 2022) exhibited low spBLEU and chrF++ scores for low-resource language pairs such as hin↔mal, hin↔mar, and ind↔zsm. The model performed somewhat better with the ukr→rus pair, likely due to the greater availability of resources for Russian compared to Ukrainian.

BLOOM (Workshop et al., 2023), on the other hand, outperformed XGLM across all directions and language pairs. However, BLOOM does not currently support languages such as zsm, rus, and ukr.

SAP has proven to be a robust baseline, echoing the findings of (Patel et al., 2023). It outperforms both BLOOM and XGLM on the hin↔mal, hin↔mar, ind↔zsm, and rus↔ukr language pairs. Nevertheless, BLOOM outperforms SAP for the high-resource spa↔por pair.

Finally, our proposed DecoMT surpasses all the other models on the low-resource language pairs hin↔mal, hin↔mar, ind↔zsm, and rus↔ukr. While DecoMT also achieves impressive results with the high-resource spa↔por pair, it falls short

<sup>1</sup>BLEU Signature: nrefs:1lcase:mixedlfff:nol tok:flores200lsmooth:explversion:2.3.1

<sup>2</sup>chrF++ Signature: nrefs:1lcase:mixedlfff:yeslnc:6l nw:2lspace:nolversion:2.3.1

	spBLEU				chrF++			
	SP		SAP	DecoMT	SP		SAP	DecoMT
	BLOOM	XGLM	mT5	mT5	BLOOM	XGLM	mT5	mT5
hin→mal	10.3	0.0	<u>17.6</u>	<b>18.7</b>	23.5	0.1	<u>34.3</u>	<b>37.0</b>
mal→hin	13.2	0.0	<u>14.9</u>	<b>16.3</b>	31.6	0.0	<u>34.2</u>	<b>36.8</b>
hin→mar	10.5	0.0	<u>12.5</u>	<b>13.9</b>	30.3	0.5	<u>32.1</u>	<b>35.6</b>
mar→hin	17.4	0.0	<u>19.5</u>	<b>21.0</b>	37.9	0.3	<u>39.6</u>	<b>41.9</b>
zsm→ind	–	0.0	<u>28.7</u>	<b>29.6</b>	–	7.4	<u>53.9</u>	<b>55.9</b>
ind→zsm	–	0.0	<u>26.9</u>	<b>28.2</b>	–	3.4	<u>53.1</u>	<b>54.5</b>
rus→ukr	–	6.8	<u>30.1</u>	<b>31.1</b>	–	25.4	<u>48.0</u>	<b>50.0</b>
ukr→rus	–	21.1	<u>32.3</u>	<b>34.3</b>	–	39.5	<u>49.1</u>	<b>51.4</b>
spa→por	<b>29.1</b>	24.3	<u>27.6</u>	26.5	<b>51.5</b>	43.8	48.4	<u>50.0</u>
por→spa	<b>28.4</b>	23.8	24.8	<u>26.3</u>	<b>50.3</b>	45.4	46.4	<u>48.9</u>

Table 1: The table presents spBLEU and chrF++ scores for standard prompting (SP) with BLOOM and XGLM, SAP with mT5, and our proposed model DecoMT with mT5 across several language pairs, all tested on the FLORES devtest set. The highest performing results are highlighted in bold, and the second best scores are underlined for clarity. All comparisons with DecoMT demonstrate statistical significance ( $p < 0.05$ ) as per paired bootstrap sampling (Koehn, 2004).

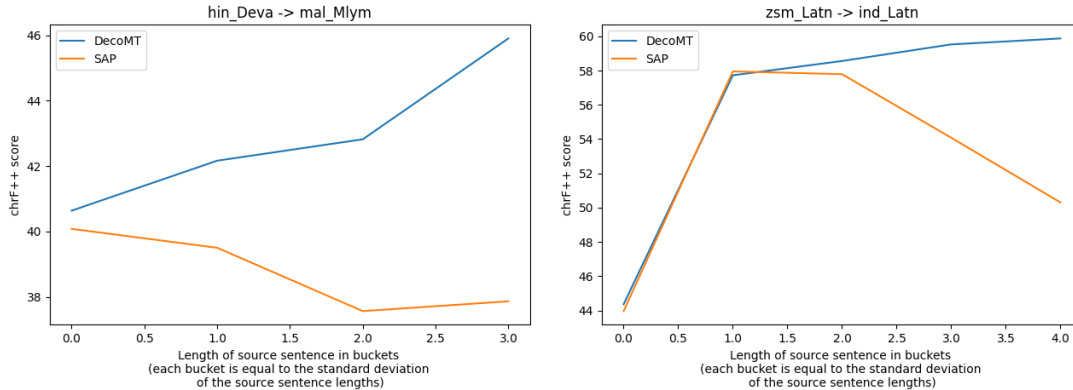


Figure 6: The plots illustrate the relationship between the source sentence length and chrF++ scores for the hin→mal and zsm→ind language pairs. We categorize source lengths into buckets, each with a width equal to the standard deviation of the source sentence lengths, merging any bucket with fewer than 20 sentences with its neighbour. As depicted, DecoMT’s chrF++ scores improve relative to SAP’s as the source sentence length increases, suggesting the effectiveness of DecoMT in handling longer sentences.

of BLOOM’s performance in this particular scenario.

## 6 Discussion

**Scores of Translation across different Sentence Lengths** The DecoMT strategy involves translating source sentences in consecutive chunks, a method we hypothesize will lead to enhanced translation adequacy. To explore this, we group source sentences into length-based buckets, each with a width equivalent to the standard deviation of the source sentence lengths. If a bucket contains fewer than 20 instances, we merge it with the neighbouring one.

Figure 6 depicts the relationship between source

sentence length and the chrF++ scores for the hin→mal and zsm→ind language pairs. As hypothesized, as the length of the source sentence increases, the performance of DecoMT, as measured by its chrF++ scores, improves.

For the zsm→ind language pair, the chrF++ scores of DecoMT and SAP are nearly identical for the first two buckets. However, as we move to the next three buckets with longer sentences, we observe a steady increase in DecoMT’s chrF++ scores. This is in contrast with the declining scores of SAP, highlighting the superior performance of DecoMT in translating longer sentences.



## Extension to Autoregressive and other Encoder-Decoder LLMs

At present, we utilize mT5 for both independent and contextual translations. However, it's worth noting that any autoregressive LLM could potentially be used for independent translation. As for contextual translation, an autoregressive LLM could be prompted with a fill-in-the-blanks type of prompt - an avenue we intend to explore in future work. Additionally, the exploration of other encoder-decoder LLMs such as UL2 (Tay et al., 2023) or AlexaTM (Soltan et al., 2022) for contextual translations presents a promising research direction.

## 7 Conclusion

In this study, we introduced DecoMT, a novel approach for decomposed prompting in Machine Translation targeting related languages. DecoMT demonstrated superior performance over established few-shot prompting baselines in translating between low-resource related languages, as evidenced by our experiments with the FLORES dataset. Additionally, DecoMT showed robust performance even in high-resource scenarios.

## Limitations

Despite its advantages, DecoMT does possess certain limitations. Notably, the approach requires human annotation for constructing the five example-aligned prompts in the template. However, our observations suggest that the annotators primarily need to modify existing translations, which is less laborious than generating translations from scratch, an activity that can be done in under 30 minutes. Conversely, other baseline models don't require such annotation and are able to directly utilize translation examples.

When considering the translation time, DecoMT, given its two-stage process encompassing independent and contextual translations, inherently requires a longer duration to generate outputs compared to traditional few-shot prompting methodologies.

## References

Naman Goyal, Cynthia Gao, Vishrav Chaudhary, Peng-Jen Chen, Guillaume Wenzek, Da Ju, Sanjana Krishnan, Marc'Aurelio Ranzato, Francisco Guzmán, and Angela Fan. 2022. [The Flores-101 evaluation benchmark for low-resource and multilingual ma-](#)

[chine translation](#). *Transactions of the Association for Computational Linguistics*, 10:522–538.

Tushar Khot, Harsh Trivedi, Matthew Finlayson, Yao Fu, Kyle Richardson, Peter Clark, and Ashish Sabharwal. 2023. [Decomposed prompting: A modular approach for solving complex tasks](#).

Philipp Koehn. 2004. [Statistical significance tests for machine translation evaluation](#). In *Proceedings of the 2004 Conference on Empirical Methods in Natural Language Processing*, pages 388–395, Barcelona, Spain. Association for Computational Linguistics.

Xi Victoria Lin, Todor Mihaylov, Mikel Artetxe, Tianlu Wang, Shuohui Chen, Daniel Simig, Myle Ott, Naman Goyal, Shruti Bhosale, Jingfei Du, Ramakanth Pasunuru, Sam Shleifer, Punit Singh Koura, Vishrav Chaudhary, Brian O'Horo, Jeff Wang, Luke Zettlemoyer, Zornitsa Kozareva, Mona Diab, Veselin Stoyanov, and Xian Li. 2022. [Few-shot learning with multilingual generative language models](#). In *Proceedings of the 2022 Conference on Empirical Methods in Natural Language Processing*, pages 9019–9052, Abu Dhabi, United Arab Emirates. Association for Computational Linguistics.

Kishore Papineni, Salim Roukos, Todd Ward, and Wei-Jing Zhu. 2002. [Bleu: a method for automatic evaluation of machine translation](#). In *Proceedings of the 40th Annual Meeting of the Association for Computational Linguistics*, pages 311–318, Philadelphia, Pennsylvania, USA. Association for Computational Linguistics.

Ajay Patel, Bryan Li, Mohammad Sadegh Rasooli, Noah Constant, Colin Raffel, and Chris Callison-Burch. 2023. [Bidirectional language models are also few-shot learners](#). In *The Eleventh International Conference on Learning Representations*.

Maja Popović. 2017. [chrF++: words helping character n-grams](#). In *Proceedings of the Second Conference on Machine Translation*, pages 612–618, Copenhagen, Denmark. Association for Computational Linguistics.

Matt Post. 2018. [A call for clarity in reporting BLEU scores](#). In *Proceedings of the Third Conference on Machine Translation: Research Papers*, pages 186–191, Brussels, Belgium. Association for Computational Linguistics.

Ofir Press and Noah A. Smith. 2018. [You may not need attention](#). *CoRR*, abs/1810.13409.

Ratish Puduppully, Yao Fu, and Mirella Lapata. 2022. [Data-to-text generation with variational sequential planning](#). *Transactions of the Association for Computational Linguistics*, 10:697–715.

Colin Raffel, Noam Shazeer, Adam Roberts, Katherine Lee, Sharan Narang, Michael Matena, Yanqi Zhou, Wei Li, and Peter J. Liu. 2020. [Exploring the limits of transfer learning with a unified text-to-text transformer](#). *J. Mach. Learn. Res.*, 21:140:1–140:67.

Saleh Soltan, Shankar Ananthkrishnan, Jack FitzGerald, Rahul Gupta, Wael Hamza, Haidar Khan, Charith Peris, Stephen Rawls, Andy Rosenbaum, Anna Rumshisky, Chandana Satya Prakash, Mukund Sridhar, Fabian Triefenbach, Apurv Verma, Gokhan Tur, and Prem Natarajan. 2022. [Alexatm 20b: Few-shot learning using a large-scale multilingual seq2seq model](#).

Yi Tay, Mostafa Dehghani, Vinh Q. Tran, Xavier Garcia, Jason Wei, Xuezhi Wang, Hyung Won Chung, Siamak Shakeri, Dara Bahri, Tal Schuster, Huaixiu Steven Zheng, Denny Zhou, Neil Houlsby, and Donald Metzler. 2023. [UL2: Unifying language learning paradigms](#).

NLLB Team, Marta R. Costa-jussà, James Cross, Onur Çelebi, Maha Elbayad, Kenneth Heafield, Kevin Heffernan, Elahe Kalbassi, Janice Lam, Daniel Licht, Jean Maillard, Anna Sun, Skyler Wang, Guillaume Wenzek, Al Youngblood, Bapi Akula, Loic Barrault, Gabriel Mejia Gonzalez, Prangthip Hansanti, John Hoffman, Semarley Jarrett, Kaushik Ram Sadagopan, Dirk Rowe, Shannon Spruit, Chau Tran, Pierre Andrews, Necip Fazil Ayan, Shruti Bhosale, Sergey Edunov, Angela Fan, Cynthia Gao, Vedanuj Goswami, Francisco Guzmán, Philipp Koehn, Alexandre Mourachko, Christophe Ropers, Safiyyah Saleem, Holger Schwenk, and Jeff Wang. 2022. [No language left behind: Scaling human-centered machine translation](#).

BigScience Workshop, Teven Le Scao, Angela Fan, et al. 2023. [Bloom: A 176b-parameter open-access multilingual language model](#).

Linting Xue, Noah Constant, Adam Roberts, Mihir Kale, Rami Al-Rfou, Aditya Siddhant, Aditya Barua, and Colin Raffel. 2021. [mT5: A massively multilingual pre-trained text-to-text transformer](#). In *Proceedings of the 2021 Conference of the North American Chapter of the Association for Computational Linguistics: Human Language Technologies*, pages 483–498, Online. Association for Computational Linguistics.