

Machine-Created Universal Language for Cross-lingual Transfer

Yaobo Liang, Quanzhi Zhu, Junhe Zhao and Nan Duan

Microsoft Research Asia

{yaobo.liang, v-quanzhizhu, v-junhezha, nanduan}@microsoft.com

Abstract

There are two types of approaches to solving cross-lingual transfer: multilingual pre-training implicitly aligns the hidden representations of different languages, while the translate-test explicitly translates different languages to an intermediate language, such as English. Translate-test has better interpretability compared to multilingual pre-training. However, the translate-test has lower performance than multilingual pre-training (Conneau and Lample, 2019; Conneau et al., 2020) and can't solve word-level tasks because translation rearranges the word order. Therefore, we propose a new Machine-created Universal Language (MUL) as a new intermediate language. MUL consists of a set of discrete symbols as universal vocabulary and NL-MUL translator for translating from multiple natural languages to MUL. MUL unifies common concepts from different languages into the same universal word for better cross-language transfer. And MUL preserves the language-specific words as well as word order, so the model can be easily applied to word-level tasks. Our experiments show that translating into MUL achieves better performance compared to multilingual pre-training, and our analyses show that MUL has good interpretability.

1 Introduction

Cross-lingual transfer target to solve NLP tasks in multiple languages with only training data in one or a few languages, such as English. There are two types of approaches to solving cross-lingual transfer: first, multilingual pre-training builds a multilingual encoder, then fine-tune it in English and directly tests in other languages. The multilingual encoder union words from all target languages and build a very large vocabulary, the hidden representations in the middle layers are implicitly aligned and can help cross-lingual transfer. Second, the translate-test translates the test set of other languages to an intermediate language, which is En-

glish in most cases. Then the model takes English as the input for both training and testing, which solves cross-lingual tasks explicitly.

Compared to multilingual pre-training, translate-test has better interpretability by translating to intermediate language. However, it has two disadvantages: 1) Translate-test has worse performance compared to cross-lingual transfer. For example, the performance of translate-test on XNLI is lower than multilingual pre-training by 3.1% (Conneau et al., 2020). 2) Translate-test can't be applied to word-level tasks like sequential labeling or machine reading comprehension, because translation will rearrange the order of words.

To maintain the interpretability of the intermediate language while addressing its limitations, we propose to create a new language that is more suitable for cross-lingual tasks. Our language is created by machines and doesn't require knowledge from human experts. We name this language Machine-created Universal Language (MUL). MUL includes a set of discrete symbols as universal vocabulary and NL-MUL translator to translate from multiple natural languages (NL) to MUL. The NL-MUL translator maps concepts common to different languages into the same universal words for better cross-lingual transfer. And the NL-MUL translator preserves the word order and language-specific vocabulary, so the model can be easily applied to word-level tasks. When solving cross-lingual NLP tasks, we can translate the English training dataset and multilingual test dataset into MUL, then the model takes MUL as input for both training and testing.

To create MUL, our approach includes three parts: first, we pre-train the encoder with multilingual MLM loss and create word alignment supervision on bilingual data. The word alignment supervision is created by an unsupervised approach. Second, we use an inter-sentence contrastive learning approach to further improve the alignment of

contextualized word embedding across languages. Finally, we propose vector quantization with cross-lingual alignment (VQ-CA) to improve the interpretability of universal vocabulary.

We conduct experiments on XNLI, NER, MLQA, and Tatoeba with MUL as input. Compared to multilingual pre-training, our language has a smaller vocabulary size and requires fewer parameters at the word embedding layer. We achieve comparable results to XLM-R with 50% parameters and achieve better results after redistributing the parameter from word embedding to the weight of the transformer. Further analysis shows that MUL has good interpretability, translating to MUL has less ambiguity compared to translating to English and can keep language-specific words.

Our work has two contributions. First, we present a new universal language MUL, and the translator between multiple natural languages and MUL. Our experiments show translating to MUL can achieve good cross-lingual transfer performance and has good interpretability. Second, we propose a novel approach to create MUL, which includes inter-sentence contrastive learning and vector-quantization with cross-lingual alignment.

2 Methodology

In this section, we first present the definition of machine-created universal language (MUL), and an overview of creating MUL. Then we present detailed creating steps, including multilingual MLM, inter-sentence contrastive learning, and vector quantization with cross-lingual alignment.

2.1 Machine-Created Universal Language (MUL)

MUL includes a set of discrete symbols as universal vocabulary, NL-MUL translator, and MUL-NL translator to translate between multiple natural languages (NL) and MUL.

We define each symbol in the universal vocabulary as a universal word. Each universal word corresponds to a concept mined by the model. Most universal words can be aligned to words in multiple natural languages, which can explicitly help cross-lingual transfer. Some universal words correspond to specific words in certain languages, which can help to understand the linguistic features specific to those languages.

The NL-MUL translator target to translate natural languages to MUL. It doesn't change the word

order and generates one universal word for each natural word. This helps the model to solve word-level tasks like sequential tagging and machine reading comprehension. The mapping relation between natural words to universal words depends on the context. One natural word may correspond to different universal words in different contexts. So the translation from NL to MUL is accompanied by word disambiguation and can reduce the difficulty of the model to accomplish specific tasks. The MUL-NL translator recovers NL from MUL and computes auto-encoder loss in creating MUL.

When solving cross-lingual NLP tasks, we can translate the English training and multilingual test dataset into MUL with the NL-MUL translator, then use them as input to the model.

2.2 Overview of MUL Training

To create MUL, we first build an encoder that can generate contextualized word embedding for each sentence. For two words with context in different languages, their embeddings are close to each other if and only if they have the same meaning. Then we create discrete symbols in embedding space and try to let each symbol correspond to one concept.

Our approach includes three parts and we show their influence on the embedding space with Figure 1: first, we pre-train the encoder with multilingual masked language model (MLM) loss. The embeddings are shown in Figure 1.a. The different words with similar meanings don't have similar embeddings. But the encoder can be used to create word alignment labels for bilingual sentence pairs (Dou and Neubig, 2021) unsupervised.

Second, we use an inter-sentence contrastive learning approach to further improve the alignment of contextualized word embedding across languages. The results are shown in Figure 1.b. We can find that the different words with the same meanings have similar embeddings.

Finally, we propose vector-quantization with cross-lingual alignment (VQ-CA) to determine the universal words list in the universal language. The Figure 1.b and Figure 1.c correspond to training without and with VQ-CA, respectively. The black points in them are the embeddings of created universal words. For each group of words with same meanings, we can find that the model trained without VQ-CA generates multiple universal words, while the model trained with VQ-CA generates one universal word in most cases.

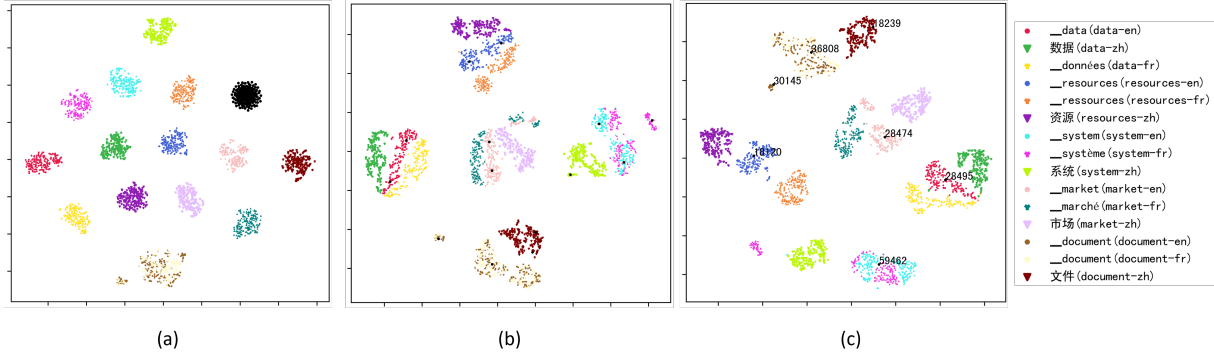


Figure 1: The visualization of contextualized word embeddings at different training stages. Each color corresponds to a word and each point is contextualized embedding of that word in different contexts. Figure 1.a shows the embeddings after pre-training with multilingual MLM; Figure 1.b shows the embeddings after inter-sentence contrastive learning; Figure 1.c shows the embeddings after VQ-CA.

2.3 Creating Word Alignment Supervision by Multilingual MLM

First, we pre-train our encoder $Encoder(x)$ with multilingual MLM. The encoder has a vocabulary that includes words from all target languages and a transformer encoder with 12 layers.

The contextualized word embeddings generated by the pre-trained encoder achieve good performance on word alignment task (Dou and Neubig, 2021). Specifically, The word alignment task takes two sentences S_s and S_t in different languages that have the same meanings as input, the two sentences have n and m tokens, respectively. We denote them as $S_s = \{s_1, s_2, \dots, s_n\}$ and $S_t = \{t_1, t_2, \dots, t_m\}$. The model needs to find out the aligned words or phrases between these two sentences.

We input them into the pre-trained model $Encoder(x)$ and get their contextualized representation $H_s = Encoder(S_s) = \{h_{s_1}, h_{s_2}, \dots, h_{s_n}\}$ and $H_t = Encoder(S_t) = \{h_{t_1}, h_{t_2}, \dots, h_{t_m}\}$. We calculate the alignment matrix by:

$$A = H_s H_t^T$$

Then we do softmax on the first dimension and second dimension to obtain A_{t2s} and A_{s2t} , respectively. The word alignment results are $P = A_{t2s} > c \wedge A_{s2t} > c$. c is the threshold. Intuitively, this approach finds the most similar words in S_t sentence for each word s_i in S_s , and vice versa. If both s_i and t_j are the most similar words to each other, they are predicted to be aligned words.

2.4 Inter-sentence Contrastive Learning

Although the pre-trained contextualized word embedding can achieve good cross-lingual word align-

ment performance, there are still two shortcomings: 1) The distance between aligned words is not close to zero, although they are the most similar words between the source and target sentences, as shown in Figure 1.a. 2) The distance between words with the same type are too close to each other, and it will get closer if we train the model with vanilla contrastive loss. For example, words with the same type can be words of time ("year", "month", "day" and "hour") or adverbs of frequency ("always", "never", and "sometimes"). In bilingual sentences, there is only one or a few words for each type in most cases. So being good at finding words of the same type is sufficient to obtain good word alignment performance. But such granularity is too coarse for MUL. Appendix A has more examples and analysis.

We propose inter-sentence contrastive learning to solve this problem. First, we leverage contrastive learning to reduce the distance between aligned words and keep the not-aligned words far from each other. Second, we leverage words from other sentence pairs as negative samples to keep words with the same type far from each other.

For contrastive learning, we treat all aligned words in matrix P as positive pairs. We do some post-processing on the unaligned words in P and denote the negative matrix as $N \in \{0, 1\}^{n \times m}$. The details are in Appendix A. The contrastive loss is:

$$\begin{aligned} loss_{cts} = & -\log \sum_{i,j} P_{ij} \exp H_{s_i} H_{t_j}^T \\ & + \log \sum_{i,j} P_{ij} \exp H_{s_i} H_{t_j}^T + N_{ij} \exp H_{s_i} H_{t_j}^T \end{aligned}$$

For inter-sentence contrastive learning, we sample multiple bilingual pairs and generate a new pair

by concatenating the source sentence and target sentence, respectively. Let’s take two pairs as examples, which are (S_s^1, S_t^1) and (S_s^2, S_t^2) . The new pair is $([S_s^1, S_s^2], [S_t^1, S_t^2])$. Then we create the positive alignment matrix P^1 and P^2 for two pairs separately. We merge the two positive alignment matrices and construct a positive matrix for the concatenated sentence pair:

$$P_{inter} = \begin{bmatrix} P^1 & 0 \\ 0 & P^2 \end{bmatrix}$$

This means that we won’t treat any pairs between (S_s^1, S_t^2) and (S_s^2, S_t^1) as positive alignment. We avoid concatenating two sentences first to generate P_{inter} directly, as this would create additional interference in word alignment and reduce alignment quality. By this method, we can push the words that are just the same type far away. For negative pairs, we do the same post-processing.

2.5 Vector Quantization with Cross-lingual Alignment (VQ-CA)

To create universal vocabulary, one choice is to leverage VQ-VAE (van den Oord et al., 2017) to learn a set of discrete symbols. However, the symbols created by VQ-VAE don’t have clear meanings and are hard to understand by humans. For example, in Figure 1.b, multiple symbols are created for each meaning, and each symbol lacks a clear definition. So we propose vector-quantization with cross-lingual alignment(VQ-CA) to guide the learning of discrete symbols by aligning them with multiple languages at the same time. The symbols created by VQ-CA often correspond to one concept for most cases, which is easier to understand compared to the symbols created by VQ-VAE.

We define the embedding of universal vocabulary as $e = \{e_1, e_2, \dots, e_K\}$, where $e_i \in R^D$ is the embedding of discrete symbol i . K is the size of the universal vocabulary and D is the dimension of hidden representation.

Our model contains an $Encoder(x)$ and a $Decoder(x)$. $Encoder(x)$ contains word embedding layers and multiple transformer layers. For the sentence $S = \{s_1, s_2, \dots, s_n\}$, we map it to contextualized word embedding $H = Encoder(S) = \{h_1, h_2, \dots, h_n\}$. We generate the sentence in universal language by mapping each contextualized word representation h_i to symbol $k_i = Quantize(h_i) = \arg \min_j \|e_j - h_i\|_2$. The sentence in MUL is $S_u = \{k_1, k_2, \dots, k_n\}$ and

its embedding is $E = \{e_{k_1}, e_{k_2}, \dots, e_{k_n}\}$. The $Encoder(x)$ and $Quantize(x)$ form the NL-MUL translator. The $Decoder(x)$ consists of several transformer layers and a softmax layer, which can generate the probability of mapping the sentence embedding in MUL back to natural language as $P(S|E) = Decoder(E)$. The $Decoder(x)$ serves as MUL-NL translator.

To train the $Encoder(x)$, $Decoder(x)$ and universal vocabulary embedding e , our loss is:

$$loss_{VQ-CA} = \log P(S|E) + \|sg(E) - H\|_2 + \|E - sg(H)\|_2 + loss_{CA}$$

$sg(x)$ means stop gradient. The first three losses are from VQ-VAE. The first term is auto-encoder loss which targets recovering the original natural language sentences from the MUL sentences. The second term constraints contextualized word embeddings close to universal language embeddings. The third term constraints universal language embeddings close to contextualized word embeddings. In our experiments, we find that the updating speed to the embeddings of universal language is too slow. So we replace the third loss with exponential moving averages following van den Oord et al., 2017.

The fourth loss L_{CA} constraints the aligned words to map the same symbol. For the aligned words that map to different symbols, The loss L_{CA} pushes one symbol away and only keeps another symbol in the near region. Then both of the words could be mapped to the preserved symbol.

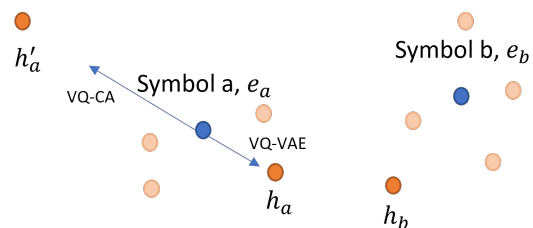


Figure 2: Visualization of VQ-CA.

We show $loss_{CA}$ in Figure 2. Formally, we have two aligned words and their embeddings are h_a and h_b . We quantize them to two symbols $a = quantize(h_a)$ and $b = quantize(h_b)$. The original VQ-VAE loss will require the symbol a moving toward h_a and symbol b moving toward h_b . However, in $loss_{CA}$, one symbol should be pushed away. The selection of a symbol is determined by the number of natural language words

| Model | Parameter | en | de | fr | es | el | bg | ru | tr | ar | vi | th | zh | hi | sw | ur | avg |
|------------|-----------|-------------|-------------|-------------|-------------|-------------|-------------|-------------|-------------|-------------|-------------|-------------|-------------|-------------|-------------|-------------|-------------|
| mBERT | 178M | 82.1 | 73.8 | 74.3 | 71.1 | 66.4 | 68.9 | 69 | 61.6 | 64.9 | 69.5 | 55.8 | 69.3 | 60.0 | 50.4 | 58.0 | 66.3 |
| XLM | 250M | 85.0 | 78.7 | 78.9 | 77.8 | 76.6 | 77.4 | 75.3 | 72.5 | 73.1 | 76.1 | 73.2 | 76.5 | 69.6 | 68.4 | 67.3 | 75.1 |
| XLM-R Base | 278M | 85.3 | 78.3 | 79.2 | 79.9 | 77.3 | 78.6 | 76.1 | 74.7 | 73.8 | 75.6 | 73.3 | 74.6 | 71.7 | 68.6 | 68.2 | 75.7 |
| mT5 Base | 580M | 84.7 | 77.4 | 79.1 | 80.3 | 77.1 | 78.6 | 77.1 | 72.8 | 73.3 | 74.2 | 73.2 | 74.1 | 70.8 | 69.4 | 68.3 | 75.4 |
| Unicoder | 278M | 85.4 | 78.2 | 79.2 | 79.8 | 77.3 | 78.5 | 76.7 | 73.8 | 73.9 | 75.9 | 71.8 | 74.7 | 70.1 | 67.4 | 66.3 | 75.3 |
| InfoXLM | 278M | 86.4 | 79.3 | 80.3 | 80.9 | 77.8 | 79.3 | 77.6 | 75.6 | 74.2 | 77.1 | 74.6 | 77.0 | 72.2 | 67.5 | 67.3 | 76.5 |
| MUL Small | 132M | 84.0 | 78.5 | 79.5 | 79.9 | 78.4 | 79.0 | 75.8 | 74.4 | 74.8 | 75.8 | 70.9 | 73.8 | 70.8 | 71.1 | 68.1 | 75.7 |
| MUL Base | 277M | 85.5 | 80.5 | 81.1 | 81.4 | 79.8 | 80.6 | 78.4 | 75.9 | 77.4 | 78.4 | 72.8 | 76.0 | 73.8 | 72.9 | 69.9 | 77.6 |

Table 1: Evaluation results on XNLI.

| Model | NER | MLQA | Tatoeba |
|------------|-------------|--------------------|-------------|
| XLM-R Base | 61.9 | 65.6 / 47.9 | 63.4 |
| mT5 Base | 59.5 | 64.4 / 45.0 | - |
| InfoXLM | - | 68.1 / 49.7 | 77.8 |
| MUL Small | 60.8 | 65.6 / 47.4 | 74.6 |
| MUL Base | 63.0 | 69.4 / 50.8 | 79.3 |

Table 2: Evaluation results on three cross-lingual tasks.

that are mapped to it. Without loss of generality, we assume that a should be pushed away. Then we create a fake embedding $h'_a = e_a + \lambda * (e_a - h_a)$, and $loss_{CA} = \|e_a - h'_a\|_2$. We also leverage exponential moving averages to update e_a . This loss will move e_a to the direction opposite of the VQ-VAE. Once a has been moved far away from h_a , the nearest symbol of h_a may change to b . Along with the training, symbol b will dominate the region of symbol a and b while symbol a will fade away.

3 Experiments

3.1 Training Details

In the first stage, we pre-train the encoder with multilingual MLM objective on 15 languages of XNLI. The vocabulary size is 250K and the model contains 12 layers and 768 hidden states, which is identical to the XLM-R base. Limited by resource, we pre-train the model for 500K steps with a batch size of 8192, which is less than XLM-R Base. The pre-training corpus is CC-Net (Wenzek et al., 2020).

In the second stage, we train our model on bilingual data from OPUS-100 (Zhang et al., 2020). The encoder has 8 layers and the decoder has 4 layers. They are initialized by the first 8 and last 4 layers of the encoder pre-trained in the first stage. We select 8 as encoder layers because previous research (Dou and Neubig, 2021) shows that outputs of 8th layers have the best cross-lingual alignment quality. The size of universal vocabulary K is set to 60K as the vocabulary size of GPT and Roberta is 50K.

Once we have the encoder, decoder, and univer-

sal vocabulary, we proceed with pre-training and fine-tuning on MUL. As both pre-training and fine-tuning require multiple epochs, we translate the entire corpus into MUL during the pre-processing stage, which saves a significant amount of time. The vocabulary size is reduced from 250K to 60K. We try two sets of model sizes: MUL Small and MUL Base. The small model has the same layer number and hidden size compared to XLM-R Base, whose total parameter number is only half of XLM-R Base, due to the reduction in vocabulary size. The base model reallocates the parameter from embedding layers to transformer layers and keeps the total parameter number unchanged. The details are listed in Appendix B. The hyper-parameters in pre-training and fine-tuning are the same as the hyper-parameters of natural language. All results are the average of four runs.

3.2 Performance on Cross-lingual Tasks

We test MUL on four diverse cross-lingual tasks: cross-lingual Natural Language Inference (XNLI) (Conneau et al., 2018) is a sentence classification task; Recognition (NER)(Pan et al., 2017) is a sequential labeling task; MLQA (Lewis et al., 2020) is a machine reading comprehension task; Tatoeba (Artetxe and Schwenk, 2019) is a cross-lingual sentence retrieval task. We only use English training data in the first three tasks and don't use any training data in Tatoeba.

We compare our model with six baseline models that use natural language as input. The first three models are pre-trained exclusively on monolingual datasets: mBERT(Devlin et al., 2019b) and XLM-R Base(Conneau et al., 2020) share the same pre-training objective as ours, while mT5(Xue et al., 2021) is pre-trained using a denoising objective. The last three models are pre-trained on both monolingual and bilingual datasets: XLM(Conneau and Lample, 2019) employs multilingual MLM and TLM in the 15 languages of XNLI. Unicoder(Liang et al., 2020) and InfoXLM(Chi et al., 2021) intro-

| Setting | Precision \uparrow | Recall \uparrow | AER \downarrow | XNLI \uparrow |
|--|----------------------|-------------------|------------------|-----------------|
| MUL (pair=4) | 90.0 | 51.2 | 35.3 | 74.0 |
| w/o VQ-CA | 89.1 | 42.3 | 43.4 | 73.7 |
| w/o contrastive loss + VQ-CA | 69.2 | 11.5 | 80.9 | 69.7 |
| w/o inter-sentence contrastive loss (pair=1) | 90.1 | 46.0 | 39.8 | 72.9 |
| inter-sentence contrastive loss (pair=2) | 90.5 | 49.5 | 36.6 | 73.4 |

Table 3: The ablation study of MUL. The first row is the best setting in our paper which uses inter-sentence contrastive on 4 pairs of sentences.

duce new bilingual objectives, their monolingual datasets are the same as our model, but their bilingual datasets are larger. For a fair comparison, we continue to pre-train XLM-R Base on the 15 languages of XNLI.

We show the performance of XNLI for each language in Table 1, and show the results on NER, MLQA, and Tatoeba in Table 2. Based on the results, we can find three conclusions: 1) MUL Base achieves the best performance on all tasks with the same parameter number as XLM-R Base, Uni-coder and InfoXLM. This shows that taking MUL as input can achieve excellent cross-lingual transfer performance and is more parameter efficient compared to natural language. 2) MUL Small also achieves comparable performance to baselines with minimal parameters. On Tatoeba, it achieves better performance compared to XLM-R Based and a little lower than InfoXLM which introduce sentence-level contrastive learning. On XNLI, MLQA and NER, MUL Small can achieve comparable results to baselines. 3) On XNLI, both MUL Small and Base achieve good performance on low-resource languages, such as sw and ur.

3.3 Ablation Study

We use performance on word alignment and XNLI to evaluate the quality of MUL:

Word alignment with MUL We translate the natural language sentences into MUL and predict aligned words by whether they correspond to the same universal word. Word alignment can help us to understand whether the words with the same meanings are mapped to the same universal word. We report three metrics: precision, recall, and alignment error rate (AER). We don't train our model on the word alignment training dataset and directly evaluate it on the test dataset. We evaluate our model on de-en, fr-en, and zh-en and report the averaged results. The test datasets come from [Mihalcea and Pedersen, 2003](#); [Vilar et al., 2006](#); [Liu and Sun, 2015](#) respectively.

XNLI results We report the results on XNLI

to evaluate the quality of taking MUL as input to solve cross-lingual tasks. We don't conduct pre-training on MUL in ablation limited by resources. In fine-tuning, we load the transformer weight of the pre-trained encoder. The word embedding of each universal word is the weighted sum of its corresponding natural words, and the weights are the frequency of the corresponding natural words.

The results of the ablation study are presented in Table 3 and include two aspects:

Ablation of loss After removing VQ-CA, the recall of word alignment will drop about 10 percent. This is because the model without VQ-CA often generates multiple universal words for the same concept. So the aligned words may be mapped to the different concepts even if they have similar contextualized word embeddings. We can't remove inter-sentence contrastive loss while keeping VQ-CA. After removing both of them, the performance on word alignment will be very bad, and the performance on XNLI will drop a lot. This is because the embeddings of aligned words are far from each other and are mapped to different universal words.

Ablation of inter-sentence contrastive learning The inter-sentence contrastive learning leverages multiple sentence pairs and we report the performance of 1, 2, and 4 sentence pairs. Using one sentence pair means vanilla contrastive and removes the inter-sentence strategy. We can find that larger sentence pairs number lead to better performance both on word alignment and XNLI. Because increasing the sentence pair numbers also will increase the cost of GPU memory usage and training time, we can only set it to 4.

4 Analysis

4.1 The Interpretability of MUL

To better understand MUL, we show two groups of examples in Table 4. Each group contains three sentences, which are in English, French, and Chinese, with the same meanings. We first tokenize these sentences and then translate them into MUL.

| Language | Sentence in Natural Language and MUL |
|----------|--|
| English | He is sitting in a chair _He/ 45816 _is/ 36575 _sitting/ 44530 _in/43023 _a/ 29017 _chair/ 43227 |
| French | Il est assis sur une chaise _Il/ 45816 _est/55230 _assis/ 44530 _sur/7419 _une/ 29017 _chaise/ 43227 |
| Chinese | 他正坐在椅子上 _他/ 45816 正/ 36575 坐在/ 44530 椅/ 43227 子/32533 上/17777 |
| English | She serves as the chair in our committee _She/ 28168 _serves/13352 _as/45554 _the/ 50140 _chair/ 38789 _in/43267 _our/ 10816 _commit- tee/ 59378 |
| French | Elle est la présidente de notre comité _Elle/ 28168 _est/22312 _la/ 50140 _présidente/ 38789 _de/29699 _notre/ 10816 _comité/ 59378 |
| Chinese | 她在我们的委员会中担任主席 _她/ 28168 在/50000 我们的/ 10816 委员会/ 59378 中/10923 担任/43518 主席/ 38789 |

Table 4: The examples to translate natural language sentences into universal language. For each example, we show the results of tokenization and the universal word corresponding to each token.

| Universal Word | English Word | French Word | Chinese Word |
|----------------|-----------------------------|-------------------------------|----------------|
| 43227 | _chair:46%, _wheelchair:33% | _fauteuil:44%, _chaise:35% | 椅:95%, 凳:3% |
| 38789 | _Chair:40%, _Chairman:28% | _président:48%, président:21% | 主席:98%, 院长:1% |
| 36575 | _is:68%, s:32% | _est:49%, _a:18% | 正在:64%, 正:22% |
| 29017 | _a:92%, _an:7% | _un:37%, _une:28% | 一个:69%, 一:11% |
| 45816 | _He:94%, _he:4% | _Il:89%, _il:5% | _他:95%, _He:2% |
| 28168 | _She:77%, _she:21% | _Elle:76%, _elle:19% | _她:81%, 她:17% |
| 10816 | _our:100%, _Our:0% | _notre:57%, _nos:41% | 我们:81%, 我国:9% |

Table 5: For each universal word, we list the top 2 natural words that correspond to it in three languages.

To understand the meaning of each universal word, we can summarize the natural words that are often translated into it. In Table 5, we list the top 2 natural words that correspond to the universal word in three languages. For example, the universal word "43227" corresponds to "chaise" in French and "椅" in Chinese, which helps us to know that "43227" means the chair which is a piece of furniture for one person to sit on. And we can know "38789" means the person in charge of the meeting based on "président" in French.

For most of the words in different languages with the same meanings, their universal words are the same as each other. By mapping to the same universal words, knowledge can be easily transferred between languages.

| chair | chairman | Chair (seat) |
|-------|----------|--------------|
| 30320 | 2 | 0 |
| 38789 | 100 | 13 |
| 43227 | 11 | 102 |
| 53430 | 2 | 0 |

Table 6: The statistics of relation between universal words and different meanings of "chair".

| apple | apple_inc | apple (fruit) |
|-------|-----------|---------------|
| 18766 | 668 | 44 |
| 20027 | 224 | 848 |

Table 7: The statistics of the relation between universal words and different meanings of "apple".

| club | club | nightclub | Club (weapon) |
|-------|------|-----------|---------------|
| 50064 | 54 | 54 | 54 |

Table 8: The statistics of the relation between universal words and different meanings of "club".

4.2 Word Disambiguation of NL-MUL Translation

For a word that has different meanings in different contexts, it may correspond to the different universal words during the NL-MUL translation. For example in Table 4, "chair" means "furniture" in the first group and means "a person" in the second group, so it corresponds to different universal words. Compared to natural words, the meaning of universal words are closer to concepts that are shared across multiple languages. This makes it less ambiguous. For example, we can distinguish the meaning of 43227 and 38789, while we can't

| Language | Sentence in Natural Language and MUL |
|----------|--|
| English | Do cats eat fish _Do/7221 _cats/44206 _eat/49321 _fish/53877 |
| Chinese | 猫吃鱼吗 猫/44206 吃/49321 鱼/53877 吗/28009 |
| English | I am going to play basketball _I/12146 _am/13086 _going/48222 _to/34958 _play/33633 _basketball/31719 |
| Chinese | 我要去打篮球 _我/12146 要去/10072 打/27676 篮球/31719 |

Table 9: Examples of language-specific words in MUL that correspond to words in a few natural languages.

distinguish the meanings of two "chair" without context.

We conduct more statistical experiments on CoarseWSD-20 dataset (Loureiro et al., 2021) and present the results in Table 6, Table 7 and Table 8. We can find that the universal words of "chair" and "apple" have a good correlation to concepts, while the universal words for "club" are same in most cases. This is because most of the "club" in bilingual data corresponds to first concept, only 3% of "club" means "nightclub" and almost no "club" means "club(weapon)". This shows that translating to MUL can disambiguate parts of words and map them to different universal words, but the disambiguation is not good enough due to unbalanced distribution of concepts in our data.

During translation, two different words in non-English may be translated into the same word in English. This increases the ambiguity of words. However, they may be translated into different universal words. This reduces the ambiguity of words and the difficulty of solving NLP tasks.

4.3 Language Specific Words in MUL

MUL maps the words in different languages with the same meanings to the same universal word, while it also keeps language-specific words for each language. We present two cases in Table 9. When turning a declarative sentence into a question, we can add "do" before the sentences in English. However, it needs to add a special word "吗" to the end of the sentences in Chinese. These words don't correspond to any word in their translations. But they play an important syntactic role and can help to understand the meaning of sentences. And the phrase "am going to" in English includes three words but it is aligned to one word "要去" in Chinese. So their universal words are not the same as each other.

For each language, we sample a subset of the corpus and translate them to MUL. We find that tokens from all languages correspond to 42K univer-

sal words, while each language only corresponds to 27K universal words on average. This shows that although MUL reduces the vocabulary from 250K to 42K by merging natural words, there are still some unaligned language-specific words. The detailed statistics are in Appendix C.

MUL keeps the language-specific words for a better understanding of each language, while translation to any natural language will lose them. So, MUL is the union of all natural languages and has richer information than any natural language.

5 Related Work

Multilingual pre-training was first proposed by mBERT (Devlin et al., 2019b), which extended the pre-training of BERT (Devlin et al., 2019a) to 100 languages by creating a large vocabulary for all languages and building a multilingual encoder. To improve the cross-lingual transfer performance, lots of works extended monolingual pre-training methods to multiple languages and achieved good cross-lingual performance, such as XLM-Roberta (Conneau et al., 2020) extended Roberta (Liu et al., 2019), mT5 (Xue et al., 2021) extended T5 (Raffel et al., 2020), XLM-E (Chi et al., 2022) extended Electra (Clark et al., 2020). These methods can be improved by introducing bilingual data (Conneau and Lample, 2019; Huang et al., 2019) to improve the implicitly cross-lingual alignment between different languages. All of these works take natural language as input and achieve cross-lingual transfer by implicitly cross-lingual alignment. Translate-test is a baseline of XNLI proposed by Conneau et al., 2018. Further experiments show that both XLM (Conneau and Lample, 2019) and XLM-R (Conneau et al., 2020) can achieve better performance compared to the translate-test baseline. Our work achieves better performance compared to XLM-R by translating all data to MUL.

VQ-VAE is proposed by van den Oord et al., 2017 to create discrete symbols in the neural net-

work, which is usually used to create discrete symbols for image (Ramesh et al., 2021; Esser et al., 2021), video (Wu et al., 2022) and audio (Baevski et al., 2020). It’s rare to be applied to natural language which is already discrete symbols. The symbols in our MUL have better interpretability than the symbols for other modalities.

6 Conclusion

In this work, we present a new universal language MUL created by machines, which can serve as an intermediate language and solve cross-lingual tasks by translating all languages into MUL. We introduced inter-sentence contrastive learning and VQ-CA which are critical to creating MUL. The experiments show that the model with MUL as input achieves excellent cross-lingual performance and greatly reduces the size of vocabulary size. Further analysis shows the good interpretability of MUL and the capability for word disambiguation.

7 Limitation

Our work has three limitations: 1) We only conduct experiments on 15 languages and base model size. We will extend it to more languages and bigger model sizes in future work. 2) Currently, the bilingual data we used are still English-centric. Ideally, we could find more interesting conclusions from the language pairs who both belong to the same language family which has a big difference from English. 3) The mapping between natural words to the concept of universal words is not perfect, further improvement of creating methods could improve the interpretability and the performance of cross-lingual transfer.

References

- Mikel Artetxe and Holger Schwenk. 2019. Massively Multilingual Sentence Embeddings for Zero-Shot Cross-Lingual Transfer and Beyond. *Transactions of the ACL 2019*.
- Alexei Baevski, Yuhao Zhou, Abdelrahman Mohamed, and Michael Auli. 2020. wav2vec 2.0: A framework for self-supervised learning of speech representations. *Advances in Neural Information Processing Systems*, 33:12449–12460.
- Zewen Chi, Li Dong, Furu Wei, Nan Yang, Saksham Singhal, Wenhui Wang, Xia Song, Xian-Ling Mao, Heyan Huang, and Ming Zhou. 2021. [InfoXLM: An information-theoretic framework for cross-lingual language model pre-training](#). In *Proceedings of the 2021 Conference of the North American Chapter of the Association for Computational Linguistics: Human Language Technologies*, pages 3576–3588, Online. Association for Computational Linguistics.
- Zewen Chi, Shaohan Huang, Li Dong, Shuming Ma, Bo Zheng, Saksham Singhal, Payal Bajaj, Xia Song, Xian-Ling Mao, He-Yan Huang, et al. 2022. Xlm-e: Cross-lingual language model pre-training via electra. In *Proceedings of the 60th Annual Meeting of the Association for Computational Linguistics (Volume 1: Long Papers)*, pages 6170–6182.
- Kevin Clark, Minh-Thang Luong, Quoc V Le, and Christopher D Manning. 2020. Electra: Pre-training text encoders as discriminators rather than generators. *arXiv preprint arXiv:2003.10555*.
- Alexis Conneau, Kartikay Khandelwal, Naman Goyal, Vishrav Chaudhary, Guillaume Wenzek, Francisco Guzmán, Édouard Grave, Myle Ott, Luke Zettlemoyer, and Veselin Stoyanov. 2020. Unsupervised cross-lingual representation learning at scale. In *Proceedings of the 58th Annual Meeting of the Association for Computational Linguistics*, pages 8440–8451.
- Alexis Conneau and Guillaume Lample. 2019. Cross-lingual language model pretraining. *Advances in neural information processing systems*, 32.
- Alexis Conneau, Ruty Rinott, Guillaume Lample, Adina Williams, Samuel Bowman, Holger Schwenk, and Veselin Stoyanov. 2018. Xnli: Evaluating cross-lingual sentence representations. In *Proceedings of the 2018 Conference on Empirical Methods in Natural Language Processing*, pages 2475–2485.
- Jacob Devlin, Ming-Wei Chang, Kenton Lee, and Kristina Toutanova. 2019a. Bert: Pre-training of deep bidirectional transformers for language understanding. In *Proceedings of the 2019 Conference of the North American Chapter of the Association for Computational Linguistics: Human Language Technologies, Volume 1 (Long and Short Papers)*, pages 4171–4186.
- Jacob Devlin, Ming-Wei Chang, Kenton Lee, and Kristina Toutanova. 2019b. [Multilingual bert](#).
- Zi-Yi Dou and Graham Neubig. 2021. [Word alignment by fine-tuning embeddings on parallel corpora](#). In *Proceedings of the 16th Conference of the European Chapter of the Association for Computational Linguistics: Main Volume, EACL 2021, Online, April 19 - 23, 2021*, pages 2112–2128. Association for Computational Linguistics.
- Patrick Esser, Robin Rombach, and Bjorn Ommer. 2021. Taming transformers for high-resolution image synthesis. In *Proceedings of the IEEE/CVF conference on computer vision and pattern recognition*, pages 12873–12883.

- Haoyang Huang, Yaobo Liang, Nan Duan, Ming Gong, Linjun Shou, Daxin Jiang, and Ming Zhou. 2019. Unicoder: A universal language encoder by pre-training with multiple cross-lingual tasks. In *Proceedings of the 2019 Conference on Empirical Methods in Natural Language Processing and the 9th International Joint Conference on Natural Language Processing (EMNLP-IJCNLP)*, pages 2485–2494.
- Patrick Lewis, Barlas Oğuz, Ruty Rinott, Sebastian Riedel, and Holger Schwenk. 2020. MLQA: Evaluating Cross-lingual Extractive Question Answering. In *Proceedings of ACL 2020*.
- Yaobo Liang, Nan Duan, Yeyun Gong, Ning Wu, Fenfei Guo, Weizhen Qi, Ming Gong, Linjun Shou, Daxin Jiang, Guihong Cao, et al. 2020. Xglue: A new benchmark dataset for cross-lingual pre-training, understanding and generation. In *Proceedings of the 2020 Conference on Empirical Methods in Natural Language Processing (EMNLP)*, pages 6008–6018.
- Yang Liu and Maosong Sun. 2015. Contrastive unsupervised word alignment with non-local features. In *Twenty-Ninth AAAI Conference on Artificial Intelligence*.
- Yinhan Liu, Myle Ott, Naman Goyal, Jingfei Du, Mandar Joshi, Danqi Chen, Omer Levy, Mike Lewis, Luke Zettlemoyer, and Veselin Stoyanov. 2019. Roberta: A robustly optimized bert pretraining approach. *arXiv preprint arXiv:1907.11692*.
- Daniel Loureiro, Kiamehr Rezaee, Mohammad Taher Pilehvar, and Jose Camacho-Collados. 2021. Analysis and evaluation of language models for word sense disambiguation. *Computational Linguistics*, 47(2):387–443.
- Rada Mihalcea and Ted Pedersen. 2003. An evaluation exercise for word alignment. In *Proceedings of the HLT-NAACL 2003 Workshop on Building and using parallel texts: data driven machine translation and beyond*, pages 1–10.
- Xiaoman Pan, Boliang Zhang, Jonathan May, Joel Nothman, Kevin Knight, and Heng Ji. 2017. Cross-lingual name tagging and linking for 282 languages. In *Proceedings of ACL 2017*, pages 1946–1958.
- Colin Raffel, Noam Shazeer, Adam Roberts, Katherine Lee, Sharan Narang, Michael Matena, Yanqi Zhou, Wei Li, Peter J Liu, et al. 2020. Exploring the limits of transfer learning with a unified text-to-text transformer. *J. Mach. Learn. Res.*, 21(140):1–67.
- Aditya Ramesh, Mikhail Pavlov, Gabriel Goh, Scott Gray, Chelsea Voss, Alec Radford, Mark Chen, and Ilya Sutskever. 2021. Zero-shot text-to-image generation. In *International Conference on Machine Learning*, pages 8821–8831. PMLR.
- Aaron van den Oord, Oriol Vinyals, and Koray Kavukcuoglu. 2017. [Neural discrete representation learning](#). In *Advances in Neural Information Processing Systems 30: Annual Conference on Neural Information Processing Systems 2017, December 4-9, 2017, Long Beach, CA, USA*, pages 6306–6315.
- David Vilar, Maja Popović, and Hermann Ney. 2006. Aer: Do we need to “improve” our alignments? In *Proceedings of the Third International Workshop on Spoken Language Translation: Papers*.
- Guillaume Wenzek, Marie-Anne Lachaux, Alexis Conneau, Vishrav Chaudhary, Francisco Guzmán, Armand Joulin, and Édouard Grave. 2020. Ccnet: Extracting high quality monolingual datasets from web crawl data. In *Proceedings of the 12th Language Resources and Evaluation Conference*, pages 4003–4012.
- Chenfei Wu, Jian Liang, Lei Ji, Fan Yang, Yuejian Fang, Daxin Jiang, and Nan Duan. 2022. Nüwa: Visual synthesis pre-training for neural visual world creation. In *European Conference on Computer Vision*, pages 720–736. Springer.
- Linting Xue, Noah Constant, Adam Roberts, Mihir Kale, Rami Al-Rfou, Aditya Siddhant, Aditya Barua, and Colin Raffel. 2021. mt5: A massively multilingual pre-trained text-to-text transformer. In *Proceedings of the 2021 Conference of the North American Chapter of the Association for Computational Linguistics: Human Language Technologies*, pages 483–498.
- Biao Zhang, Philip Williams, Ivan Titov, and Rico Senrich. 2020. Improving massively multilingual neural machine translation and zero-shot translation. In *Proceedings of the 58th Annual Meeting of the Association for Computational Linguistics*, pages 1628–1639.

A Inter-Sentence Contrastive Learning

A.1 Examples of Word-Alignment

Figure 3.a shows that the model successfully aligns the correct words. But if we replace the English sentence with a similar sentence and keep the Chinese sentence unchanged, the model still generates lots of alignment pairs which is illustrated in Figure 3.b. Such as both "我(I)" and "He" are personal pronouns, and both "一个(an)" and "two" are number words. This shows that the model will predict the words with the same type as the positive alignment pair, while it's not necessary to have the same meaning. To generate a better universal language, we hope the words with the same type but not the same meanings don't be close to each other.

A.2 Post-processing of Negative Pairs in Contrastive Learning

For negative pairs (s_i, t_j) , we remove the pairs if there is another positive pair (s_k, t_l) where $s_i = s_k$ and $t_j = t_l$. For example for two sentences "He

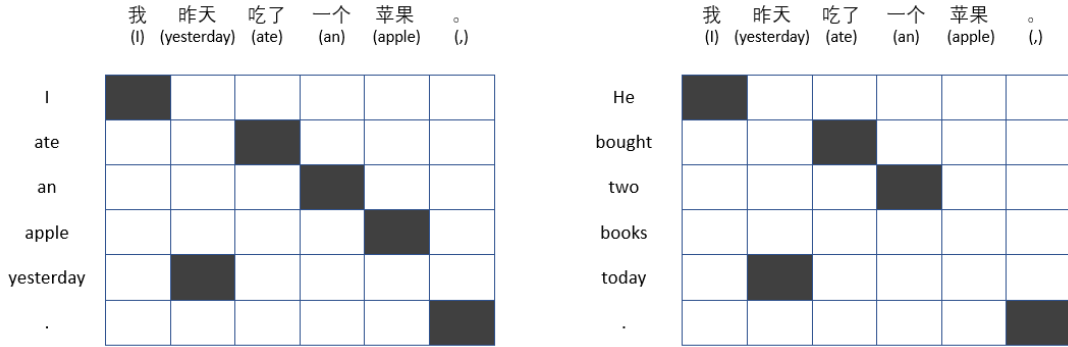


Figure 3: The word alignment results generated by pre-trained contextualized word embeddings. It could align the words with similar but not identical meanings in two sentences. For example, the word "一个" in Chinese means "an" or "one" in English. But when the English sentence has another number word "two", the model also will predict that they are aligned with each other.

bought two books and two pens" and "Il a acheté deux livres et deux stylos", there are two "two" in S_t and two "deux" in S_s . The alignment model will generate two pairs as positive alignment. But we won't treat the pair of first "two" and second "deux" as negative pairs. Because we still hope these two "two" could be mapped to the same universal word although they have a different semantic role in this sentence.

B The Detailed Hyper-parameters

In second stage, we train the model for 50K steps with batch 4196. The learning rate is warmed up over the first 1K steps to a peak value of $3e-5$, and then linearly decayed. The universal vocabulary embedding is initialized by Gaussian distribution whose mean is 0 and variance is 1.

The model sizes are listed in Table 10. The small model has the same layer number and hidden size compared to XLM-R Base. The hidden size of the medium model is 1024, which follows the setting of Bert Large and XLM-R Large. The layer number is 17 so the total parameter number is the same as XLM-R Base. Most of the parameters of XLM-R Base are used by word embeddings to cover large vocabulary from different languages. While our universal language could reduce the vocabulary size dramatically and reallocate the parameter from reduced embedding layers to transformer layers.

C The Statistics of Universal Words and Natural Words

When we translate natural language into MUL, the same natural word may correspond to different universal words in different contexts, and the same

universal word also will correspond to different natural words. We report four statistics for universal language: "Universal words/Natural words" stands for how many universal words per natural word mapped to; "Natural words/Universal words" stands for how many natural words per universal word mapped to; "Universal words number" stands for how many universal words has the model used. And "Natural Words Number" stands for the number of natural words in the original corpus. The results are in Table 11.

| Model Settings | Vocabulary Size | Hidden Size | Layer Number | Embedding Parameter Number | total parameter Number |
|----------------|-----------------|-------------|--------------|----------------------------|------------------------|
| XLM-R Base | 250K | 768 | 12 | 192M | 278M |
| MUL Small | 60K | 768 | 12 | 46M | 132M |
| MUL Base | 60K | 1024 | 17 | 61M | 277M |

Table 10: The detailed parameters of XLM-R Base and our models.

| Language | Universal Words/ Natural Words | Natural Words Number | Natural words/ Universal Words | Universal Words Number |
|----------|-----------------------------------|-------------------------|-----------------------------------|---------------------------|
| ar | 1.85 | 76,376 | 4.24 | 27,830 |
| bg | 1.74 | 78,718 | 4.05 | 26,042 |
| de | 1.75 | 70,427 | 3.72 | 26,239 |
| el | 1.76 | 79,016 | 4.10 | 27,156 |
| en | 1.67 | 65,001 | 3.45 | 25,020 |
| es | 1.88 | 70,822 | 3.99 | 26,671 |
| fr | 1.79 | 73,513 | 3.79 | 27,061 |
| hi | 1.69 | 59,766 | 3.17 | 27,319 |
| ru | 1.78 | 75,165 | 4.32 | 25,858 |
| sw | 1.6 | 63,789 | 3.14 | 25,688 |
| th | 1.73 | 76,716 | 3.70 | 30,135 |
| tr | 1.7 | 71,131 | 3.72 | 27,052 |
| ur | 1.73 | 68,418 | 3.23 | 27,194 |
| vi | 1.53 | 60,264 | 2.70 | 27,124 |
| zh | 1.92 | 58,445 | 4.02 | 28,647 |
| all | 2.81 | 249,973 | 14.04 | 42,269 |
| avg | 1.74 | 69,837 | 3.69 | 27,002 |

Table 11: The statistics of MUL on corpus from different languages.