

CopyNE: Better Contextual ASR by Copying Named Entities

Shilin Zhou[♡], Zhenghua Li^{♡*}, Yu Hong[♡], Min Zhang[♡], Zhefeng Wang[☆], Baoxing Huai[☆]

[♡]Institute of Artificial Intelligence, School of Computer Science and Technology,
Soochow University, Suzhou, China

[☆]Huawei Cloud, China

slzhou.cs@outlook.com; {zhli13,hongy,minzhang}@suda.edu.cn

{wangzhefeng,huaibaoxing}@huawei.com

Abstract

Recent years have seen remarkable progress in automatic speech recognition (ASR). However, traditional token-level ASR models have struggled with accurately transcribing entities due to the problem of homophonic and near-homophonic tokens. This paper introduces a novel approach called CopyNE, which uses a span-level copying mechanism to improve ASR in transcribing entities. CopyNE can copy all tokens of an entity at once, effectively avoiding errors caused by homophonic or near-homophonic tokens that occur when predicting multiple tokens separately. Experiments on Aishell and ST-cmds datasets demonstrate that CopyNE achieves significant reductions in character error rate (CER) and named entity CER (NE-CER), especially in entity-rich scenarios. Furthermore, even when compared to the strong Whisper baseline, CopyNE still achieves notable reductions in CER and NE-CER. Qualitative comparisons with previous approaches demonstrate that CopyNE can better handle entities, effectively improving the accuracy of ASR.

1 Introduction

End-to-end automatic speech recognition (ASR) systems (Chorowski et al., 2015; Chan et al., 2016; Rao et al., 2017; Gulati et al., 2020; Boulianne, 2022; Zhang et al., 2022) have reached remarkable performance in recent years. However, accurately transcribing contextually relevant phrases remains a challenge for current ASR systems (Alon et al., 2019; Han et al., 2022). These phrases often take the form of named entities such as personal names, place names, and organization names, which are frequently encountered in speech assistant applications or conference speeches. Due to their infrequent occurrence in the training data, ASR models encounter difficulties in transcribing these entities during inference. As a result, these entities

english: He comes from An Hui Tong Ling

gold: 他 来 自 安 徽 铜 陵

pinyin: ta lai zi an hui tong ling

output: 他 来 自 安 徽 铜 铃

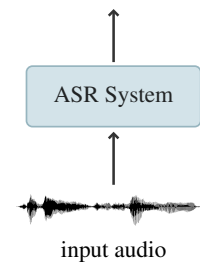


Figure 1: An Example with Homophonic Errors. Pinyin is the Mandarin pronunciation of each token. The red text indicates the wrongly predicted token.

are typically transcribed with homophonic or near-homophonic errors, which may reduce the comprehensibility of the transcription. Improving the accuracy of transcribing named entities is of paramount importance as they carry significant semantic information. It not only helps in obtaining more coherent transcriptions but also has significant implications for downstream natural language processing (NLP) tasks such as information retrieval and spoken language understanding (Ganesan et al., 2021; Wu et al., 2022).

In recent years, various approaches have been proposed to enhance the accuracy of ASR for specific phrases and entities. One of the most straightforward approaches is to provide the ASR model with a named entity (NE) dictionary, and assume that entities in the dictionary are more likely to appear in the output. Models are encouraged to prioritize these entities during decoding, thus reducing the error rate when transcribing specific phrases and entities. These approaches are collectively known as *contextual ASR*. The most classic among them is CLAS (Pundak et al., 2018), which utilizes an LSTM as a dictionary encoder to en-

* Corresponding author

code the dictionary and employs an attention mechanism to implicitly guide the model to attend to the corresponding phrase in the dictionary during auto-regressive decoding. Recently, in contrast to implicitly guiding the model to attend to entities, [Zhang and Zhou \(2022\)](#) explicitly guide the model to attend to specific entities at each decoding step by adding a bias loss. Experiments have shown that explicitly guiding the model to attend to relevant entities can yield better results.

Although *contextual ASR* approaches have greatly reduced the error rate of transcribing entities by introducing a contextual entity dictionary, they still output incorrect tokens when transcribing entities. As depicted in Figure 1, the ASR system incorrectly transcribed the location entity “铜陵” (Tong Ling) as “铜铃” (copper bell). This error occurred due to the fact that “铜陵” and “同龄” are homophones in Mandarin and the phrase “铜铃” is a common term that appears far more frequently than “铜陵” in the training data. As a result, the model is more likely to transcribe “铜陵” as “同龄”.

Actually, the issue with previous *contextual ASR* approaches lies in their reliance on token-level mechanisms. Token-level approaches predict individual tokens separately from the vocabulary, which poses a challenge in distinguishing between homophones and near-homophones. This issue becomes more pronounced when transcribing entities, as they are often infrequent in training data, making it difficult for token-level ASR models to transcribe them accurately. As a result, token-level ASR models may rely on more commonly occurring, phonetically similar tokens to transcribe the entity, resulting in transcriptions that are phonetically similar but semantically different from the correct ones.

In this paper, we propose a new *contextual ASR* approach called CopyNE. Unlike previous approaches, CopyNE employs a span-level copying mechanism that directly copies the entire entity from the contextual entity dictionary, thus ensuring the integrity of the token span as a complete entity. Specifically, we introduce a copy loss during training, which guides the model to select the appropriate entity from the contextual entity dictionary for copying. During inference, our CopyNE model has the flexibility to either predict a token from the vocabulary or copy an entity from the contextual entity dictionary at each decoding step. By copy-

ing multiple tokens simultaneously, we can avoid errors caused by homophones or near-homophones.

Our CopyNE model shows significant improvements in overall text transcription under entity-rich scenarios on two widely used Mandarin datasets, Aishell and ST-cmds. It achieves relative CER reductions of 23.1% and 27.8% on Aishell and ST-cmds, respectively. When it comes to transcribing entities, our approach demonstrates even more remarkable improvements in the NE-CER metric, with relative reductions of 55.4% and 53.9% on Aishell and ST-cmds, respectively. Even when using the powerful pre-trained ASR model Whisper ([Radford et al., 2022](#)), our approach still achieves considerable relative CER reductions. We will release our code, configuration files, and models at <https://github.com/>.

2 Related Works

2.1 Contextual ASR

Contextual ASR endeavors to integrate dictionaries into the transcription process, aiming to enable the model to take into account the entities or phrases present in the dictionary and enhance the accuracy of transcribing them in ASR. [Pundak et al. \(2018\)](#) firstly proposed the approach, which encoded the dictionary with LSTM, and let the model implicitly attend to the entities and phrases in the dictionary during decoding. [Alon et al. \(2019\)](#) further enhance the encoding ability of the dictionary encoder by focusing more on entities and use phonetically similar phrases as negative examples. [Zhang and Zhou \(2022\)](#) recently introduced a additional bias loss during training which explicitly encourages the model to attend to the entities and phrases in the dictionary, and get better performance. Due to its simplicity and effectiveness, this approach has been adopted in other ASR systems, such as Rnn-Transducer models ([Jain et al., 2020](#); [Yang et al., 2023](#)), and Continuous Integrate-and-Fire (CIF) models ([Han et al., 2021](#))¹.

However, all of these mentioned approaches are token-level and still struggle with homophonic and near-homophonic token issues. In this paper, we propose the CopyNE model, which further advances *contextual ASR* by enabling span-level copying from NE dictionary, effectively mitigating homophonic and near-homophonic token issues.

¹Apart from the *contextual ASR*, we introduce another two types of approaches that leverage text information to assist ASR in §A.

2.2 The Copy Mechanism

The copy mechanism is a prevalent technique in NLP. For instance, it is commonly used in text summarization to copy key phrases from the input text (Gu et al., 2016; Xu et al., 2020) and in grammatical error correction to copy correct text from the input to the target (Zhao et al., 2019b). In addition to copying from the input text, Lan et al. (2023) recently introduced the copy mechanism in text generation tasks to select text segments from other documents to generate target text. In this paper, we propose CopyNE, which introduces the copy mechanism in *contextual ASR*. Our model can copy entire entities from a given entity dictionary, preserving the correctness of generated text as a whole entity.

3 The CTC-Transformer Model

In this work, we build our proposed approach on the end-to-end CTC-Transformer model, since it is the most widely used and achieves competitive performance in the ASR field (Hori et al., 2017; Kim et al., 2017; Miao et al., 2020; Omachi et al., 2021; Gong et al., 2022). However, it is worth noticing that our idea can be applied to other ASR approaches.

The CTC-Transformer is built upon the seq-to-seq Transformer (Vaswani et al., 2017), with a connectionist temporal classification (CTC) layer added after the audio encoder. As shown in Figure 2, it takes a sequence of acoustic frames $\mathbf{x} = (x_1, \dots, x_T)$ as input and generates the corresponding transcription text $\mathbf{y} = (y_1, \dots, y_U)$ as output. The model consists of two main components: an encoder and a decoder. First, the encoder encodes the acoustic frames \mathbf{x} into hidden states $\mathbf{h} = (h_1, \dots, h_T)$. Then, the decoder predicts the target sequence \mathbf{y} in an auto-regressive manner. At each decoding step u , the decoder predicts the next target token y_{u+1} based on the encoder’s output \mathbf{h} and the previously predicted tokens $y_{\leq u} = (y_1, \dots, y_u)$. This process is expressed as follows:

$$\mathbf{h} = \text{TransformerEncoder}(\mathbf{x}) \quad (1)$$

$$\mathbf{d}_u = \text{TransformerDecoder}(y_{\leq u}, \mathbf{h}) \quad (2)$$

$$P(y_{u+1}|y_{\leq u}) = \text{softmax}(\mathbf{W}\mathbf{d}_u + \mathbf{b}) \quad (3)$$

Here, \mathbf{d}_u represents the hidden state at step u , and $P(y_{u+1}|y_{\leq u})$ is the posterior distribution of predicting token y_{u+1} . $\mathbf{W} \in \mathbb{R}^{|\mathcal{V}| \times d}$ and $\mathbf{b} \in \mathbb{R}^{|\mathcal{V}|}$ are learned parameters of the model, where \mathcal{V} is the token vocabulary, and $|\mathcal{V}|$ is the size of the vocabulary.

The loss of Transformer, $\mathcal{L}_{trans}(\mathbf{y})$, comes from minimizing the log probability of the target sequence \mathbf{y} .

$$\mathcal{L}_{trans}(\mathbf{y}) = - \sum_{u=0}^{U-1} \log P(y_{u+1}|y_{\leq u}) \quad (4)$$

In addition to the original loss in the Transformer, the CTC loss is also applied. CTC aligns each acoustic frame with a token from left to right. For a given target sequence \mathbf{y} , there may be multiple valid alignments of acoustic frames to \mathbf{y} . The CTC loss is derived from maximizing the sum of these valid alignments. The CTC loss has been proved that it can enhance the representational capacity of the audio encoder and improve the stability of the model in noisy environments (Kim et al., 2017). Finally, the overall loss is the a weighted sum of the $\mathcal{L}_{trans}(\mathbf{y})$ and $\mathcal{L}_{ctc}(\mathbf{y})$, as follows:

$$\mathcal{L}(\mathbf{y}) = \lambda \mathcal{L}_{trans}(\mathbf{y}) + (1 - \lambda) \mathcal{L}_{ctc}(\mathbf{y}) \quad (5)$$

where λ is a hyper-parameter that determines the relative weight of each loss term.

During inference, the model selects the most probable transcription using beam search as follows:

$$\hat{\mathbf{y}} = \arg \max_{\mathbf{y}} \left(\sum_u \log P(y_{u+1}|y_{\leq u}) \right) \quad (6)$$

Here, there are many ways to use scores during decoding, such as combining CTC scores and Transformer scores as in training, or using CTC-prefix beam search followed by re-scoring with Transformer to select the optimal result. However, to facilitate comparison with most previous works, we use the simplest decoding strategy, as shown in Equation 6.

4 Our CopyNE Model

This section describes our proposed CopyNE model. The basic idea is that the model incorporates a contextual NE dictionary as external knowledge and can choose to directly copy named entities from the dictionary. During training, a copy loss is designed to encourage the model to copy entities

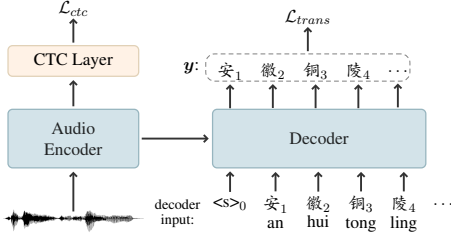


Figure 2: The CTC-Transformer Model.

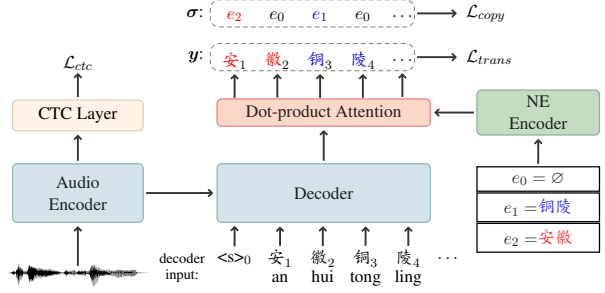


Figure 3: Our CopyNE Model.

from the dictionary when the following n-gram appears in the dictionary. During inference, at each generation step, the model can either predict a single token or directly copy a entity (token span) from a given dictionary.

4.1 The Model Framework

Figure 3 illustrates the framework of our CopyNE model, which shares the same audio encoder as the basic CTC-Transformer model, but with a distinct decoder. In the decoder, we introduce an extra NE encoder that takes the NE dictionary as input and encodes into entity representations. Then, we employ a dot-product attention module to derive copy probabilities based on the obtained entity representations, which are then aggregated to form the overall dictionary (dict) representation. The decoder can utilize copy probabilities to select entities for copying, and it can also leverage the dictionary representation to aid in predicting the next token.

NE Representation. We denote a NE dictionary as $E = (e_0, e_1, \dots, e_N)$. We use $e_0 = \emptyset$ as a pseudo entity to handle the case when the text to be transcribed has no relation to any entity and the model should not copy any entity at current step.

For each entity e_i , we apply a multi-layer LSTM to the char sequence and use the last hidden state of the NE encoder as the entity representation z .

$$z_i = \text{LSTM}(e_i) \quad (7)$$

This is a popular practice in previous *contextual ASR* works (Pundak et al., 2018; Jain et al., 2020; Zhang and Zhou, 2022).

Copy Probability. Once the contextual entity representations are obtained, the copy probability is computed by a dot-product attention mechanism. It is used to determine which entities to copy. First, we compute the attention score a_u^e for entity e as

follows:

$$a_u^e = \frac{(\mathbf{W}_q \mathbf{d}_u)^\top (\mathbf{W}_k \mathbf{z})}{\sqrt{d}} \quad (8)$$

where $\mathbf{W}_q, \mathbf{W}_k \in \mathbb{R}^{d_a \times d}$ are two learned parameters. d_a denotes the dimension of the attention. After that we obtain the attention probability $P_c(e|y_{\leq u})$ for entity e by softmax.

$$P_c(e|y_{\leq u}) = \frac{\exp(a_u^e)}{\sum_{e' \in E} \exp(a_u^{e'})} \quad (9)$$

Here, $P_c(e|y_{\leq u})$ not only represents the attention probability of e but also naturally serves as the copy probability for the entity. And the copy probabilities are trained to guide the model select the correct entities to copy from the dictionary. During inference, we use the copy probabilities to select the entities for copying.

Dict Representation. With copy (attention) probabilities, we can obtain the dict representation \mathbf{Z}_u at decoding step u . It is used to help the generation of subsequent tokens. Specifically, \mathbf{Z}_u is computed by weighted summing the entity representations with the copy (attention) probabilities:

$$\mathbf{Z}_u = \sum_{e \in E} P_c(e|y_{\leq u}) \mathbf{z} \quad (10)$$

Dict-enhanced Prediction. Finally, we get the overall dict representation and copy probabilities. Following Pundak et al. (2018), the dictionary representation is applied to help the prediction of the next token. So Equation 3 is extended as follows:

$$P(y_{u+1}|y_{\leq u}, E) = \text{softmax}(\mathbf{W} [\mathbf{d}_u, \mathbf{Z}_u] + \mathbf{b}) \quad (11)$$

4.2 Training

During training, to guide the model in selecting correct entities from the NE dictionary for copying,

we introduce an additional copy loss \mathcal{L}_{copy} . First, based on the ground truth transcription \mathbf{y} and the NE dictionary, we construct a copy target σ for each decoding step u , telling the model whether to copy an entity from the dictionary or not, and which one to copy. Then we compute the copy loss \mathcal{L}_{copy} according to the copy target σ and the copy probability $P_c(\sigma|y_{\leq u})$.

The Computation of Copy Loss. Provided that we have an NE dictionary E^b , we construct a copy target, denoted as σ_{u+1} , for decoding step u , which informs the model whether to copy an entity from the dictionary and which one to copy. In order to build the copy target, we perform maximum matching on the transcription text \mathbf{y} from left to right based on the dictionary E^b . If the text span $\mathbf{y}_{i,j} = (y_i, \dots, y_j)$ matches the k -th entity e_k in E^b , then we set the copy target $\sigma_i = e_k$, and $\sigma_{i+1 \sim j} = \emptyset$. This indicates that the model can copy the k -th entity from the dictionary at decoding step $i - 1$, but cannot copy any entity from decoding step i to $j - 1$. When it comes to a span of length 1, i.e., $i = j$, during the left-to-right maximum matching process, we also set σ_i to \emptyset^2 .

For example, in the instance shown in Figure 3, the span “安徽 (an hui)” matches the second entity in the dictionary, and the span “铜陵 (tong ling)” matches the first entity in the dictionary. This means that at decoding steps 0 and 2, the model can choose to copy the second and first entities from the dictionary, respectively. Therefore, $\sigma_1 = e_2$ and $\sigma_3 = e_1$, while $\sigma_2 = \emptyset$ and $\sigma_4 = \emptyset$.

After generating all the copy targets σ , we can compute the copy loss as follows:

$$\mathcal{L}_{copy}(\sigma) = - \sum_{u=0}^{U-1} \log P_c(\sigma_{u+1}|y_{\leq u}) \quad (12)$$

where $P_c(\sigma_{u+1}|y_{\leq u})$ is the copy probability computed in Equation 9, meaning the probability of copying entity σ_{u+1} at decoding step u .

Finally, the loss in our CopyNE model is formed as follows:

$$\mathcal{L} = \lambda \mathcal{L}_{trans}(\mathbf{y}) + (1 - \lambda) \mathcal{L}_{ctc}(\mathbf{y}) + \mathcal{L}_{copy}(\sigma) \quad (13)$$

Dictionary Construction. To construct the copy target and compute the copy loss, we should first

²Please note that in this paper, we primarily focus on entities with a length greater than 1, and therefore only retain such entities in our dictionary.

build a contextual NE dictionary for training. Provided that the entities have been labeled in the dataset, the most straightforward way is to use all entities in the training set as the NE dictionary E^T . However, typically the training set contains tens of thousands of different entities. Computing the contextual representation for all entities in E^T during each batch iteration not only consumes a significant amount of computational resources and GPU memory. Moreover, when the dictionary includes numerous irrelevant entities, it is difficult for the model to learn the correct distribution of the copy probability, which may lead to unstable training. Therefore, we build a smaller NE dictionary E^b for each data batch. However, please noted that during inference, to align with real-world scenarios where we do not have prior knowledge of the entities present in the transcription, we utilize all entities from the test set as the dictionary.

Firstly, to construct E^b , we extract all entities in the instances of this batch and add them to the dictionary. Then, following Alon et al. (2019) and Zhang and Zhou (2022), for instances that do not contain any entities, we randomly select one or two substrings of length 2 or 3 from the transcription and add them to the dictionary as pseudo-entities.

Suppose the dictionary already contains m entities, either real entities and pseudo n-gram entities. In order to enable the model to select the correct entities for copying during inference from a wide range of entities, we incorporate additional negative examples when constructing the dictionary. This facilitates the training of the model to better discriminate between correct and incorrect entities, enhancing its ability to make accurate copying decisions. Specifically, we sample $\beta \cdot m$ entities as negative examples from E^T . We utilize the parameter β to control the number of negative examples. Thus, we get the final dictionary for this batch which contains a total of $(\beta + 1) \cdot m$ entities.

4.3 Inference

During inference, our CopyNE model produces the transcription in an auto-regressive manner. However, unlike previous token-level approaches that predict a token from the token vocabulary at each step, our model has the flexibility to predict either a token from the vocabulary or an entity from the NE dictionary. In the latter case, the model predicts multiple tokens at one step. If the text to be transcribed contains an entity and the entity exists

in the dictionary, CopyNE model can directly copy all the tokens of that entity. This approach can potentially avoid errors caused by homophonic or near-homophonic tokens that occur when predicting multiple tokens separately. As shown in Figure 3, the text contains two entities “安徽” and “铜陵”, and the entities exist in the dictionary. Therefore, our CopyNE model can avoid homophonic and near-homophonic errors by copying all tokens of two entities from the dictionary, rather than generating them token by token.

Specifically, at decoding step u , our prediction is based on both the model’s probability for a token v , i.e., $P(v|\hat{y}_{\leq u}, E)$, and the copy probability for an entity e , i.e., $P_c(e|\hat{y}_{\leq u})$. The former represents the probability of predicting a token v from the token vocabulary, while the latter is normalized on all entities, originally indicating the attention probability over entity e , which can be naturally interpreted as the probability of copying entity e from the dictionary. To consider both probabilities on the same scale, we take use of the copy probability of \emptyset , i.e., $P_c(\emptyset|\hat{y}_{\leq u})$, and re-normalize the probabilities as follows:

$$Q(i|\hat{y}_{\leq u}) = \begin{cases} P_c(\emptyset|\hat{y}_{\leq u})P(i|\hat{y}_{\leq u}, E), & i \in \mathcal{V} \\ P_c(i|\hat{y}_{\leq u}), & i \in E \end{cases} \quad (14)$$

Here, to ensure the sum of the probabilities of all elements is 1, we use $\alpha_{u,\emptyset}$ as a prior probability, representing the probability of the text to be transcribed has no relation with the entities in the dictionary and the text should be generated from the token vocabulary. If the element is from the token vocabulary \mathcal{V} , we obtain the probability by multiplying the prior probability and the model’s probability for the token. Otherwise, we use the copy probability directly.

However, in our experiments, we observed that the model occasionally selects irrelevant entities for copying. To enhance the quality of copying, we introduce a confidence threshold γ during decoding to filter out low-confidence copies. Specifically, we set $P_c(i|\hat{y}_{\leq u}) = 0, i \in E$, and $P_c(\emptyset|\hat{y}_{\leq u}) = 1$ when $\max\{P_c(i|\hat{y}_{\leq u})|i \in E\} < \gamma$. This means that if the model’s maximum copy probability over the entities is less than γ , it is prevented from copying entities from the dictionary and instead generates tokens from the original token vocabulary. In section 5.1, we discuss the influence of the γ in detail.

Finally, we use beam search to select the best

element at each decoding step to form the final prediction³.

$$\hat{y} = \arg \max_{\mathbf{y}} \left(\sum_u \log Q(i|y_{\leq u}) \right) \quad (15)$$

5 Experiments

Datasets and Evaluation. Experiments are conducted on Aishell (Bu et al., 2017; Chen et al., 2022) and ST-cmds⁴, which are two widely used Mandarin datasets. Aishell was first released by Bu et al. (2017), they invited 400 speakers to record about 150 hours of speech. Chen et al. (2022) further annotated entities in each transcription text. ST-cmds was built based on commonly used online chatting speech which contains about 110 hours of speech. In our experiments with Aishell, we directly use the entities released by Chen et al. (2022) to build the contextual entity dictionary. Since entities in ST-cmds were not labeled, we use HanLP⁵ to get three types of entities: person, location, and organization.

Furthermore, to compare the performance of different methods in entity-rich scenarios, following Han et al. (2021), we extract instances containing entities from the development and test sets of Aishell and ST-cmds, forming Aishell-NE Dev, Aishell-NE Test, ST-cmds-NE Dev, and ST-cmds-NE Test. Detailed statistics of datasets can be viewed in §B.

Character Error Rate (CER) is typically used as an evaluation metric for overall system performance in Mandarin ASR. In this paper, in addition to CER, we use another important metric called NE-CER (Han et al., 2021), which evaluates the model’s accuracy in transcribing entities. The predicted hypothesis and reference are first aligned using the minimum edit distance algorithm, and then NE-CER is calculated by computing the CER between the entity text in the reference and the corresponding text in the hypothesis.

Experimental Settings. The parameter setting in our work is the same as that in most previous ASR works, and the detailed descriptions can be found in §C. To ensure a fair comparison with prior works, we carefully reproduced the CLAS (Pundak et al., 2018) and CBA (Zhang and Zhou, 2022) using the same structure as our model, including

³It has to be noted that the partially predicted \hat{y} is still encoded at token-level.

⁴<https://www.openslr.org/38/>

⁵<https://github.com/hankcs/HanLP>

the same audio encoder, decoder, and contextual encoder, among others. Moreover, to verify the effectiveness of our approach on pre-trained large models, we conducted experiments on Whisper (Radford et al., 2022). Specifically, we use the Whisper model as our transformer encoder and decoder.

5.1 Results

Analysis about γ . We first investigate the influence of the threshold of copying confidence γ . Figure 4 displays the CER variation of our CopyNE on the Aishell and Aishell-NE dev sets for different γ values. Our results reveal that the model’s effectiveness in using the copy mechanism is impaired when the confidence is low. And the CER initially decreases as γ increases. As the threshold grows, the model is constrained to perform copying actions when it has a higher confidence, which to some extent improves the reliability of the copying process. However, when the threshold becomes larger (i.e., above 0.9), the model has limited chances to choose to copy entities, leading to a rise in the error rate. This is due to the difficulty in triggering the copying mechanism, which makes it challenging for our approach to be effective. These findings demonstrate that γ has a significant impact, and an appropriate γ value can enhance the robustness of our model. Therefore, we set γ to 0.9 in all subsequent experiments and discussions.

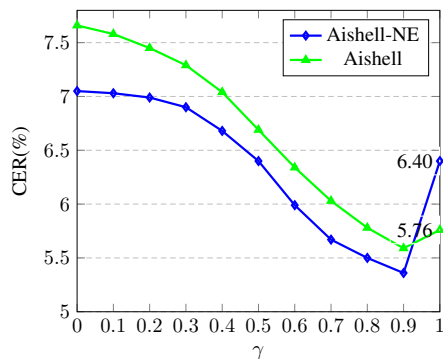


Figure 4: Variation of CER with γ on the Aishell and Aishell-NE Dev sets.

Overall Results. To evaluate the overall performance of our approach, we focused on the CER of the models on the four datasets. Fortunately, as shown in Table 1, although our approach is designed to be more biased towards entities, the overall performance of the model did not decrease, and even showed significant improvement. In typ-

ical scenarios, compared to the baseline of CTC-Transformer, our CopyNE model achieved a relative CER reduction of 5.2% on Aishell Test and 6.3% on ST-cmds Test. In entity-rich scenarios, our CopyNE model showed even greater improvement, achieving a relative CER reduction of 23.1% on Aishell-NE Test and 27.8% on ST-cmds-NE Test. Even after using the powerful Whisper model, our method still achieved significant improvement, with a relative CER reduction of 11% on Aishell-NE Test and 21.3% on ST-cmds-NE Test. These results indicate that our CopyNE model has achieved a preliminary improvement towards our goal of enhancing the accuracy of ASR systems in entity-rich scenarios.

When it comes to the comparison between our CopyNE model and prior works that used NE dictionary too, our model also performs better. As shown in the comparison results between CLAS and CTC-Transformer, introducing contextual entity dictionary and implicitly attending to the entities can really lead to some improvements. However, as seen in the comparison with CBA, explicitly attending to the entities in the dictionary through bias loss can result in greater improvements. Finally, our CopyNE model outperforms CBA’s token-level bias loss and decoding with our span-level copy loss and decoding. These results demonstrate that our CopyNE can better utilize contextual entity dictionary to achieve superior performance.

Results about Transcribing Entities. Our main goal in this paper is to improve the accuracy of transcribing entities. Therefore, in the following analysis, we will focus on the performance of different methods in transcribing entities. From the results in Table 2, we can see that our approach achieved significant improvements in entity transcription compared to the baseline and previous approaches. Even when compared to CBA, our CopyNE achieved a relative NE-CER reduction of 55.4% on the Aishell-NE Test and 53.9% on the ST-cmds-NE Test. This indicates the superiority of the span-level copying mechanism employed in our CopyNE model. Unlike previous methods that focus on individual tokens within the entity, our CopyNE directly considers the entire entity, and when a higher degree of attention is paid to a specific entity in the dictionary, it simply copies all the tokens of that entity as the result. This approach can effectively reduce the error rate of

Model	Aishell		Aishell-NE		ST-cmds		ST-cmds-NE	
	Dev	Test	Dev	Test	Dev	Test	Dev	Test
Joint CTC-Transformer	6.12	6.70	7.36	9.00	10.63	10.56	13.67	13.63
CLAS (Pundak et al., 2018)	6.04	6.72	7.06	8.73	10.10	10.09	12.64	12.85
CBA (Zhang and Zhou, 2022)	6.11	6.56	6.73	8.00	10.73	10.72	12.69	12.43
Our CopyNE	5.59	6.35	5.36	6.92	9.76	9.89	9.90	9.84
Whisper (Radford et al., 2022)	5.10	5.55	6.19	7.33	8.04	7.94	10.54	10.59
Whisper + Our CopyNE	5.02	5.54	5.23	6.52	7.45	7.36	8.37	8.33

Table 1: The overall CER (%) on the all four datasets.

Model	Aishell-NE		ST-cmds-NE	
	Dev	Test	Dev	Test
Joint CTC-Transformer	11.64	14.03	21.63	21.41
CLAS (Pundak et al., 2018)	11.24	13.12	19.70	20.10
CBA (Zhang and Zhou, 2022)	7.78	9.44	15.72	15.92
Our CopyNE	3.00	4.21	7.60	7.34
Whisper (Radford et al., 2022)	10.38	13.28	18.54	18.93
Whisper + Our CopyNE	6.93	8.79	11.37	11.27

Table 2: The NE-CER (%) on Aishell-NE and ST-cmds-NE.

transcribing entities compared to previous token-level approaches. With the copy mechanism, our CopyNE model has reached a comparable level of entity transcription capability to that of transcribing general text.

In terms of Whisper-based scenarios, our approach also brings considerable improvements, achieving a relative reduction of 33.9% on the Aishell-NE Test and 40.5% on the ST-cmds-NE Test.

5.2 Qualitative Analysis

CopyNE demonstrates significant improvements in both CER and NE-NER metrics. To gain further insight into CopyNE’s performance, we conduct a qualitative analysis of its generations. Table 3 shows examples of transcriptions from different ASR models, including CLAS, CBA, and CopyNE. CLAS and CBA models mistakenly recognized “铜陵” as “同龄” due to their identical pronunciations, highlighting the issue of homophones in token-level decoding and entity transcribing. Even in the second example, where CBA successfully identified the correct entity “杨丙卿” from the dictionary and produced a transcription that is close to gold, it still made a mistake by transcribing “炳” instead of “丙” due to homophones. In contrast, CopyNE utilized a copy mechanism and performed span-level decoding, which leverages the

	Transcriptions	Dictionary
gold	他是安徽铜陵人...	铜陵
CLAS	他是安徽 同龄 人...	
CBA	他是安徽 同龄 人...	
CopyNE	他是安徽[铜陵]人...	
gold	杨丙卿担任中金公司...	杨丙卿
CLAS	杨 澄清 担任中金公司...	
CBA	杨 炳 卿担任中金公司...	陈露
CopyNE	[杨丙卿]担任中金公司...	
gold	以及拥有陈露的女单项目	冈山
CLAS	以及拥有 程度 的女单项目	
CBA	以及拥有 成路 的女单项目	桃太郎体育馆
CopyNE	以及拥有[陈露]的女单项目	
gold	在冈山的桃太郎体育馆	桃太郎体育馆
CLAS	在冈山的 淘汰 郎体育馆	
CBA	在 刚 山的 淘汰狼 体育馆	
CopyNE	在[冈山]的[桃太郎体育馆]	

Table 3: Examples of different models. Red text in the transcription indicates errors, while text enclosed in square brackets in the CopyNE results represents entities that were directly copied from the dictionary.

contextual knowledge of entities to mitigate the homophone and near-homophone issues. For example, in the transcription “以及拥有陈露的女单项目”, CLAS and CBA wrongly transcribed “程度” and “成路” instead of “陈露”, while CopyNE correctly copied the entity from the provided dictionary. These results demonstrate that CopyNE can effectively transcribe entities and mitigate the homophone and near-homophone issues.

6 Conclusion

In this paper, we propose CopyNE to improve the accuracy of ASR in transcribing contextual entities. CopyNE can copy all the tokens of an entity from the contextual entity dictionary at once, ensuring the integrity of the token span as a complete entity,

and reducing homophonic and near-homophonic errors that occur when predicting multiple tokens separately. Our approach demonstrated significant improvements in both CER and NE-CER on the Aishell and ST-cmds datasets. Overall, CopyNE represents a significant advancement in *contextual ASR* and offers a promising direction for future research in this field.

References

- Uri Alon, Golan Pundak, and Tara N Sainath. 2019. Contextual speech recognition with difficult negative training examples. In *ICASSP 2019-2019 IEEE International Conference on Acoustics, Speech and Signal Processing (ICASSP)*, pages 6440–6444. IEEE.
- Junyi Ao, Rui Wang, Long Zhou, Chengyi Wang, Shuo Ren, Yu Wu, Shujie Liu, Tom Ko, Qing Li, Yu Zhang, Zhihua Wei, Yao Qian, Jinyu Li, and Furu Wei. 2022. [SpeechT5: Unified-modal encoder-decoder pre-training for spoken language processing](#). In *Proceedings of the 60th Annual Meeting of the Association for Computational Linguistics (Volume 1: Long Papers)*, pages 5723–5738, Dublin, Ireland. Association for Computational Linguistics.
- Alexei Baevski, Yuhao Zhou, Abdelrahman Mohamed, and Michael Auli. 2020. wav2vec 2.0: A framework for self-supervised learning of speech representations. *Advances in neural information processing systems*, 33:12449–12460.
- Gilles Boulianne. 2022. [Phoneme transcription of endangered languages: an evaluation of recent ASR architectures in the single speaker scenario](#). In *Findings of the Association for Computational Linguistics: ACL 2022*, pages 2301–2308, Dublin, Ireland. Association for Computational Linguistics.
- Hui Bu, Jiayu Du, Xingyu Na, Bengu Wu, and Hao Zheng. 2017. Aishell-1: An open-source mandarin speech corpus and a speech recognition baseline. In *2017 20th conference of the oriental chapter of the international coordinating committee on speech databases and speech I/O systems and assessment (O-COCOSDA)*, pages 1–5. IEEE.
- William Chan, Navdeep Jaitly, Quoc Le, and Oriol Vinyals. 2016. [Listen, attend and spell: A neural network for large vocabulary conversational speech recognition](#). In *2016 IEEE International Conference on Acoustics, Speech and Signal Processing (ICASSP)*, pages 4960–4964.
- Boli Chen, Guangwei Xu, Xiaobin Wang, Pengjun Xie, Meishan Zhang, and Fei Huang. 2022. Aishellner: Named entity recognition from chinese speech. In *ICASSP 2022-2022 IEEE International Conference on Acoustics, Speech and Signal Processing (ICASSP)*, pages 8352–8356. IEEE.
- Jan Chorowski and Navdeep Jaitly. 2016. Towards better decoding and language model integration in sequence to sequence models. *arXiv preprint arXiv:1612.02695*.
- Jan K Chorowski, Dzmitry Bahdanau, Dmitriy Serdyuk, Kyunghyun Cho, and Yoshua Bengio. 2015. Attention-based models for speech recognition. *Advances in neural information processing systems*, 28.
- Yu-An Chung, Chenguang Zhu, and Michael Zeng. 2021. [SPLAT: Speech-language joint pre-training for spoken language understanding](#). In *Proceedings of the 2021 Conference of the North American Chapter of the Association for Computational Linguistics: Human Language Technologies*, pages 1897–1907, Online. Association for Computational Linguistics.
- Jacob Devlin, Ming-Wei Chang, Kenton Lee, and Kristina Toutanova. 2019. [BERT: Pre-training of deep bidirectional transformers for language understanding](#). In *Proceedings of the 2019 Conference of the North American Chapter of the Association for Computational Linguistics: Human Language Technologies, Volume 1 (Long and Short Papers)*, pages 4171–4186, Minneapolis, Minnesota. Association for Computational Linguistics.
- Karthik Ganesan, Pakhi Bamdev, Jaivarsan B, Amresh Venugopal, and Abhinav Tushar. 2021. [N-best ASR transformer: Enhancing SLU performance using multiple ASR hypotheses](#). In *Proceedings of the 59th Annual Meeting of the Association for Computational Linguistics and the 11th International Joint Conference on Natural Language Processing (Volume 2: Short Papers)*, pages 93–98, Online. Association for Computational Linguistics.
- Zhuo Gong, Daisuke Saito, Sheng Li, Hisashi Kawai, and Nobuaki Minematsu. 2022. [Can we train a language model inside an end-to-end ASR model? - investigating effective implicit language modeling](#). In *Proceedings of the Second Workshop on When Creative AI Meets Conversational AI*, pages 42–47, Gyeongju, Republic of Korea. Association for Computational Linguistics.
- Jiatao Gu, Zhengdong Lu, Hang Li, and Victor O.K. Li. 2016. [Incorporating copying mechanism in sequence-to-sequence learning](#). In *Proceedings of the 54th Annual Meeting of the Association for Computational Linguistics (Volume 1: Long Papers)*, pages 1631–1640, Berlin, Germany. Association for Computational Linguistics.
- Anmol Gulati, James Qin, Chung-Cheng Chiu, Niki Parmar, Yu Zhang, Jiahui Yu, Wei Han, Shibo Wang, Zhengdong Zhang, Yonghui Wu, et al. 2020. Conformer: Convolution-augmented transformer for speech recognition. *arXiv preprint arXiv:2005.08100*.
- Minglun Han, Linhao Dong, Zhenlin Liang, Meng Cai, Shiyu Zhou, Zejun Ma, and Bo Xu. 2022. Improving end-to-end contextual speech recognition

- with fine-grained contextual knowledge selection. In *ICASSP 2022-2022 IEEE International Conference on Acoustics, Speech and Signal Processing (ICASSP)*, pages 8532–8536. IEEE.
- Minglun Han, Linhao Dong, Shiyu Zhou, and Bo Xu. 2021. Cif-based collaborative decoding for end-to-end contextual speech recognition. In *ICASSP 2021-2021 IEEE International Conference on Acoustics, Speech and Signal Processing (ICASSP)*, pages 6528–6532. IEEE.
- Takaaki Hori, Shinji Watanabe, and John Hershey. 2017. [Joint CTC/attention decoding for end-to-end speech recognition](#). In *Proceedings of the 55th Annual Meeting of the Association for Computational Linguistics (Volume 1: Long Papers)*, pages 518–529, Vancouver, Canada. Association for Computational Linguistics.
- Wei-Ning Hsu, Benjamin Bolte, Yao-Hung Hubert Tsai, Kushal Lakhota, Ruslan Salakhutdinov, and Abdelrahman Mohamed. 2021. Hubert: Self-supervised speech representation learning by masked prediction of hidden units. *IEEE/ACM Transactions on Audio, Speech, and Language Processing*, 29:3451–3460.
- Mahaveer Jain, Gil Keren, Jay Mahadeokar, Geoffrey Zweig, Florian Metze, and Yatharth Saraf. 2020. Contextual rnn-t for open domain asr. *arXiv preprint arXiv:2006.03411*.
- Suyoun Kim, Takaaki Hori, and Shinji Watanabe. 2017. Joint ctc-attention based end-to-end speech recognition using multi-task learning. In *2017 IEEE international conference on acoustics, speech and signal processing (ICASSP)*, pages 4835–4839. IEEE.
- Tian Lan, Deng Cai, Yan Wang, Heyan Huang, and Xian-Ling Mao. 2023. [Copy is all you need](#). In *The Eleventh International Conference on Learning Representations*.
- Mike Lewis, Yinhan Liu, Naman Goyal, Marjan Ghazvininejad, Abdelrahman Mohamed, Omer Levy, Veselin Stoyanov, and Luke Zettlemoyer. 2020. [BART: Denoising sequence-to-sequence pre-training for natural language generation, translation, and comprehension](#). In *Proceedings of the 58th Annual Meeting of the Association for Computational Linguistics*, pages 7871–7880, Online. Association for Computational Linguistics.
- Haoran Miao, Gaofeng Cheng, Changfeng Gao, Pengyuan Zhang, and Yonghong Yan. 2020. [Transformer-based online ctc/attention end-to-end speech recognition architecture](#). In *ICASSP 2020 - 2020 IEEE International Conference on Acoustics, Speech and Signal Processing (ICASSP)*, pages 6084–6088.
- Motoi Omachi, Yuya Fujita, Shinji Watanabe, and Matthew Wiesner. 2021. [End-to-end ASR to jointly predict transcriptions and linguistic annotations](#). In *Proceedings of the 2021 Conference of the North American Chapter of the Association for Computational Linguistics: Human Language Technologies*, pages 1861–1871, Online. Association for Computational Linguistics.
- Golan Pundak, Tara N Sainath, Rohit Prabhavalkar, Anjali Kannan, and Ding Zhao. 2018. Deep context: end-to-end contextual speech recognition. In *2018 IEEE spoken language technology workshop (SLT)*, pages 418–425. IEEE.
- Alec Radford, Jong Wook Kim, Tao Xu, Greg Brockman, Christine McLeavey, and Ilya Sutskever. 2022. Robust speech recognition via large-scale weak supervision. *arXiv preprint arXiv:2212.04356*.
- Kanishka Rao, Haşim Sak, and Rohit Prabhavalkar. 2017. Exploring architectures, data and units for streaming end-to-end speech recognition with rnn-transducer. In *2017 IEEE Automatic Speech Recognition and Understanding Workshop (ASRU)*, pages 193–199. IEEE.
- Anuroop Sriram, Heewoo Jun, Sanjeev Satheesh, and Adam Coates. 2017. Cold fusion: Training seq2seq models together with language models. *arXiv preprint arXiv:1708.06426*.
- Yun Tang, Hongyu Gong, Ning Dong, Changan Wang, Wei-Ning Hsu, Jiatao Gu, Alexei Baevski, Xian Li, Abdelrahman Mohamed, Michael Auli, and Juan Pino. 2022. [Unified speech-text pre-training for speech translation and recognition](#). In *Proceedings of the 60th Annual Meeting of the Association for Computational Linguistics (Volume 1: Long Papers)*, pages 1488–1499, Dublin, Ireland. Association for Computational Linguistics.
- Ashish Vaswani, Noam Shazeer, Niki Parmar, Jakob Uszkoreit, Llion Jones, Aidan N Gomez, Łukasz Kaiser, and Illia Polosukhin. 2017. Attention is all you need. *Advances in neural information processing systems*, 30.
- Tongtong Wu, Guitao Wang, Jinming Zhao, Zhaoran Liu, Guilin Qi, Yuan-Fang Li, and Gholamreza Haffari. 2022. [Towards relation extraction from speech](#). In *Proceedings of the 2022 Conference on Empirical Methods in Natural Language Processing*, pages 10751–10762, Abu Dhabi, United Arab Emirates. Association for Computational Linguistics.
- Song Xu, Haoran Li, Peng Yuan, Youzheng Wu, Xiaodong He, and Bowen Zhou. 2020. [Self-attention guided copy mechanism for abstractive summarization](#). In *Proceedings of the 58th Annual Meeting of the Association for Computational Linguistics*, pages 1355–1362, Online. Association for Computational Linguistics.
- Zhanheng Yang, Sining Sun, Xiong Wang, Yike Zhang, Long Ma, and Lei Xie. 2023. Two stage contextual word filtering for context bias in unified streaming and non-streaming transducer. *arXiv preprint arXiv:2301.06735*.

Zhengyi Zhang and Pan Zhou. 2022. End-to-end contextual asr based on posterior distribution adaptation for hybrid ctc/attention system. *arXiv preprint arXiv:2202.09003*.

Ziqiang Zhang, Long Zhou, Junyi Ao, Shujie Liu, Lirong Dai, Jinyu Li, and Furu Wei. 2022. [SpeechUT: Bridging speech and text with hidden-unit for encoder-decoder based speech-text pre-training](#). In *Proceedings of the 2022 Conference on Empirical Methods in Natural Language Processing*, pages 1663–1676, Abu Dhabi, United Arab Emirates. Association for Computational Linguistics.

Ding Zhao, Tara N Sainath, David Rybach, Pat Rondon, Deepti Bhatia, Bo Li, and Ruoming Pang. 2019a. Shallow-fusion end-to-end contextual biasing. In *Interspeech*, pages 1418–1422.

Wei Zhao, Liang Wang, Kewei Shen, Ruoyu Jia, and Jingming Liu. 2019b. [Improving grammatical error correction via pre-training a copy-augmented architecture with unlabeled data](#). In *Proceedings of the 2019 Conference of the North American Chapter of the Association for Computational Linguistics: Human Language Technologies, Volume 1 (Long and Short Papers)*, pages 156–165, Minneapolis, Minnesota. Association for Computational Linguistics.

Appendices

A Other Approaches

Since the the ultimate output of ASR is text, it is natural to utilize information from the text modality to help the transcribing of entities. Apart from the *contextual ASR*, there are two other approaches that leverage text information to assist ASR: LM-fusion and joint pre-training (Joint-PT).

LM-fusion. LM-fusion involves utilizing a pre-trained language model to help ASR models. LM-fusion (Chorowski and Jaitly, 2016; Sriram et al., 2017; Zhao et al., 2019a) combines scores from the ASR model and language model during beam search to generate text that conforms better to the target language style. Implementing LM-fusion requires an additional language model to be trained, which can be time-consuming and requires a significant amount of data from target domain to create a specialized language model for a specific domain. Compared to *contextual ASR*, which only needs a few key phrases from the target domain, LM-fusion requires more time and effort to train a specialized language model.

Joint-PT. Recently, self-supervised pre-training of large-scale models has achieved significant improvements in single-modal tasks (Devlin et al., 2019; Lewis et al., 2020; Baevski et al., 2020; Hsu et al., 2021). Researchers have started to explore joint pre-training of speech and text models, hoping to leverage the information from both modalities (Chung et al., 2021; Ao et al., 2022; Tang et al., 2022; Zhang et al., 2022). However, all of these models require large amounts of unlabeled data for both modalities, as well as ASR data for alignment. In addition, compared to *contextual ASR*, Joint-PT models have very large parameters that require significant computational resources for training and deployment.

B Datasets

Table 4 shows the detailed statistics of the datasets used in our experiments. “Sent” means the number of instances. “NE” is the number of named entities in the dataset and also the size of the contextual entity dictionary used during inference.

Dataset	Train		Dev		Test	
	Sent	NE	Sent	NE	Sent	NE
Aishell	119919	14241	14326	2194	7176	1186
Aishell-NE	119919	14241	4949	2194	2244	1186
ST-cmds	82080	17376	10260	3029	10260	3124
ST-cmds-NE	82080	17376	3285	3029	3241	3124

Table 4: Statistics of the used datasets.

C Parameter settings

We use 80-dimensional log-mel acoustic features with 25ms frame window and 10ms frame shift. The log-mel features are first fed into a 2D convolutional layer for downsampling and mapped to 256 dimensions before being inputted into the Audio Encoder. Both the Audio Encoder and Decoder consist of 6 Transformer layers with 4 attention heads each. The Contextual Encoder is composed of three LSTM layers, with the input being a randomly initialized 256-dimensional embedding vector and the hidden size being 512. And the dot-product attention is computed at 512 dimensions. The relative weight λ in 13 is set to 0.7. The sample rate β used in training is set to 2.