

Contrastive Learning with Logic-driven Data Augmentation for Logical Reasoning over Text

Qiming Bao¹, Alex Yuxuan Peng¹, Zhenyun Deng², Wanjun Zhong³, Neset Tan¹
Nathan Young¹, Yang Chen¹, Yonghua Zhu¹, Michael Witbrock¹, Jiamou Liu¹

¹School of Computer Science, University of Auckland

²Department of Computer Science and Technology, University of Cambridge

³School of Computer Science and Engineering, Sun Yat-Sen University

{qbao775,ypen260,ntan607,yche767}@aucklanduni.ac.nz zd302@cam.ac.uk
zhongwj25@mail2.sysu.edu.cn {m.witbrock,jiamou.liu}@auckland.ac.nz

Abstract

Pre-trained large language model (LLM) is under exploration to perform NLP tasks that may require logical reasoning. Logic-driven data augmentation for representation learning has been shown to improve the performance of tasks requiring logical reasoning, but most of these data rely on designed templates and therefore lack generalization. In this regard, we propose an AMR-based logical equivalence-driven data augmentation method (AMR-LE) for generating logically equivalent data. Specifically, we first parse a text into the form of an AMR graph, next apply four logical equivalence laws (contraposition, double negation, commutative and implication laws) on the AMR graph to construct a logically equivalent/inequivalent AMR graph, and then convert it into a logically equivalent/inequivalent sentence. To help the model to better learn these logical equivalence laws, we propose a logical equivalence-driven contrastive learning training paradigm, which aims to distinguish the difference between logical equivalence and inequivalence. Our AMR-LE (Ensemble) achieves #2 on the ReClor leaderboard¹. Our model shows better performance on seven downstream tasks, including ReClor, LogiQA, MNLI, MRPC, RTE, QNLI, and QQP. The source code and dataset are public at [here](#).

1 Introduction

Training large language models (LLMs) to reliably perform logical reasoning is a significant step towards strong artificial intelligence. The lack of large real-life logical reasoning datasets means that LLMs are usually trained on more general corpora, so the automatic construction of such a dataset would help to give LLMs pre-training that helps them achieve better results on tasks requiring logical reasoning and natural-language inference.

To address the question of automatically generating datasets for logical reasoning, existing work such as LReasoner (Wang et al., 2022) improves logical reasoning performance by augmenting logically equivalent sentences on a logical reasoning reading comprehension dataset called ReClor (Yu et al., 2020) and adding the augmented contextual information to each option. However, this approach is restricted to the ReClor dataset and poorly generates logically equivalent sentences to a different dataset. Specifically, it uses a constituency parser and template-based approach to construct logically equivalent sentences, which thereby suffers from dependency on templates and the lack of relationships type between the extracted constituents. In other words, the constituency parser does not well understand the meaning of sentences.

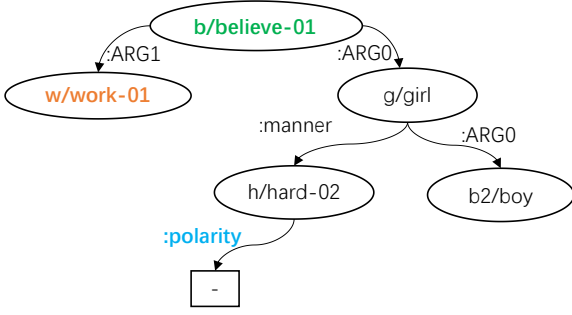
This paper proposes a new logic equivalence-driven data-augmentation (DA) method called *Abstract Meaning Representation-based Logical Equivalence* (AMR-LE) that logically manipulates a natural language sentence in its AMR representation. AMR is a graph representation that can be used to represent the semantic meaning of a natural language sentence. Taken from the AMR guidelines², Figure 1 depicts an example of AMR.

Our logical equivalence-driven data augmentation consists of the following steps. **Step 1. Text-To-AMR:** We use an AMR parser to parse a natural language sentence into an AMR graph. **Step 2. AMR Graph Modification:** We modify the AMR graph by applying four logical equivalence laws (double negation, contraposition, implication, and commutative laws) to create a new, logically equivalent AMR graph. We also randomly add or delete “:polarity -” to an AMR graph to construct negative samples. If the AMR graph has a “:polarity -”, we delete it. If the AMR graph does not have a “:polarity -”, we add one to the AMR graph. **Step 3. AMR-To-Text:** After AMR graph modifi-

¹<https://eval.ai/web/challenges/challenge-page/503/leaderboard/1347>

²<https://github.com/amrisi/amr-guidelines>

S1: The girl **believes** that the boy **doesn't work** hard.
 S2: The girl **doesn't believe** that the boy **works** hard.



S3: **If** Alan is kind, then Bob is **not** clever.

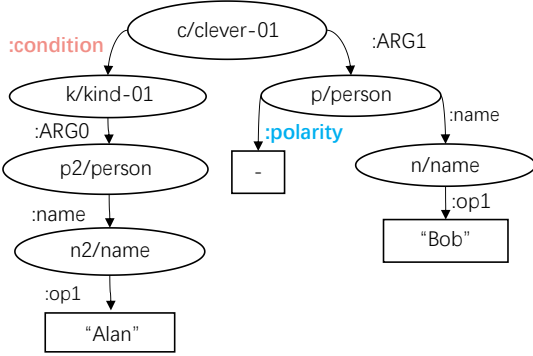


Figure 1: An example of AMR. Two sentences with the same semantic meaning can be represented as the same AMR graph. “b”, “g”, and “w” are variables. “w/work-01” refers to the variable “w” has an instance relation with the AMR concept “work-01”. “work” is the frame from Propbank (Kingsbury and Palmer, 2002) and “-01” is the sense of frame. “:ARG0”, “:ARG1”, “:condition”, “:polarity” are frame arguments, following PropBank instructions. “:condition” and “:polarity -” are used to represent conditional and negative relationships.

cation, an AMR-To-Text generator is used to generate a natural language sentence from the modified AMR graph. We use the off-the-shelf AMR-To-Text parser and Text-To-AMR generator.

Existing logical equivalence-driven representation learning (LReasoner) depends on the downstream task itself. The rules and templates often need to be rebuilt if the downstream task is changed. Therefore, we aim to use a more general representation learning method to help the model learn more general logical reasoning tasks and conduct downstream tasks. In this way, training can be performed directly on each downstream task only once, reducing the training cost and simplifying data augmentation frequency. We selected RoBERTa (Liu et al., 2019) and DeBERTa (He et al., 2021) as the main models in experiments. We conduct the

training using the augmented data from our logical equivalence-driven data augmentation method.

Our AMR-LE-based models can perform better dev acc than the other two baseline models, fine-tuning LLMs and LReasoner-LE-based LLMs, on different downstream tasks require logical reasoning, natural language inference, and text entailment tasks including ReClor, LogiQA (Liu et al., 2020), MNLI (Williams et al., 2018), MRPC (Dolan and Brockett, 2005), RTE (Wang et al., 2019), QNLI (Rajpurkar et al., 2016), and QQP (Wang et al., 2019). We also conduct two other experiments: One is to change the proportion of positive and negative samples. With the same training set size, a higher proportion of negative samples can effectively improve the dev acc of ReClor and LogiQA datasets. The other is to compare different groups of logical equivalence laws. We reveal that with the same training set size, the model trained on the four logical equivalence laws can perform better dev acc than the other logical equivalence laws.

We summarize our key contributions as follows:

1. Our proposed AMR-based logical equivalence data augmentation method is the first method using AMR to construct logically equivalent/inequivalent sentences automatically.
2. We propose a logical equivalence-driven contrastive learning paradigm by considering the relationship between the original sentence, logically equivalent sentences, and logically inequivalent sentences at the same time.
3. Our AMR-LE-based models show better performance than one-stage fine-tuning and existing logical equivalence-driven data augmentation methods on downstream tasks which require logical reasoning and natural language inference. Our AMR-LE data augmentation can be applied to more diverse sentences, logical equivalence laws and downstream tasks.

2 Related Work

2.1 Counterfactual Data Augmentation

The state-of-the-art model on the ReClor leaderboard is from MERIt (Jiao et al., 2022), which proposed a counterfactual data augmentation. It established a set of templates that borrow the idea from relation extraction to query Wikipedia and build a new reading comprehension dataset for training.

After creating the dataset, it swaps the entities' position from the context and options to construct counterfactual context and options as the negative samples. However, it relies on a strong assumption that logical reasoning can be inferred from relation extraction. Although they achieved state-of-the-art results, this assumption brings a problem that the sentences obtained by relation extraction do not necessarily have a logical relationship. Worse yet, it is only used for reading comprehension tasks.

2.2 Logical Equivalence-driven Data Augmentation

The development of logical equivalence-driven data augmentation methods (LReasoner) can be divided into two phases. The first phase focus on capturing the main syntax structure of a sentence. Two leading methods are ELMo (Embeddings from Language Models)-based constituency parser (Joshi et al., 2018) and Penn Treebank (Marcus et al., 1993): the former was trained using ELMo on Wall Street Journal dataset, while the latter parses the sentences from context into the parsed syntax tree structure. The second phase uses rules and templates, which are designed for the contraposition law, and then matches and forms a new natural language sentence from the syntax tree structure. Methods in this phase use the logical equivalence laws (contraposition law on the single sentence) to extend more sentences from context and fine-tune a large language model. However, they are typically designed for a particular dataset (Yu et al., 2020), weakening the generalization capability.

2.3 AMR-based Data Augmentation

The work AMR-DA (Shou et al., 2022) uses a semantic parser to understand the semantic representation from the natural language sentence and apply four different modifications such as random swap, random deletion, random insertion, and synonym replacement on the AMR graph. It first conducts text to AMR using an AMR parser, based on which it then augments the AMR graph and finally uses an AMR generator to generate a new text from the augmented AMR graph. However, it only explores how AMR-based data augmentation can benefit semantic-texturally similar tasks, resulting in a narrow scope of application compared with ours.

3 Method

Our method tries for the first time to automatically construct logically equivalent sentences based on semantic representation. The system architecture consists of two modules, as shown in Figure 2.

The first module is *AMR-based Logical Equivalence-driven Data Augmentation*, which includes three sub-modules: (1) The sub-module *Text-To-AMR* uses an AMR parser to parse sentences into AMR graphs. (2) The sub-module *AMR Graph Modification* uses four logical equivalence laws to modify the AMR graph to generate logically equivalent/inequivalent AMR graphs. (3) The sub-module *AMR-To-Text* transforms the generated logically equivalent/inequivalent AMR graphs into logically equivalent/inequivalent sentences.

The second module is *Logical Equivalence-driven Contrastive Learning*. We use a contrastive learning approach to train the model by combining logically equivalent/inequivalent sentence pairs generated by the first module. After that, the trained model will conduct training on downstream tasks, including logical reasoning reading comprehension, and natural language inference tasks.

3.1 AMR-based Logical Equivalence-driven Data Augmentation

AMR-LE data augmentation uses AMR to construct logically equivalent sentences automatically. We aim to detect four kinds of logical equivalence, as defined by four laws of logical reasoning: the double negation law, commutative law, implication law, and contraposition law. We consider only individual sentences, ignoring cases where two sets of sentences might be equivalent using the transitivity law. We consider only propositional logic statements and do not consider first-order logic. Figure 2 shows an example of our AMR-LE data augmentation using contraposition law to construct logical equivalence sentences.

3.2 Text-To-AMR Parsing

Step one uses an AMR parser to parse a natural language sentence to an AMR graph. In this step, the input is a natural language sentence written in English. The output is a rooted, labeled, directed, and acyclic AMR graph. The graph captures the main semantic information from the sentence.

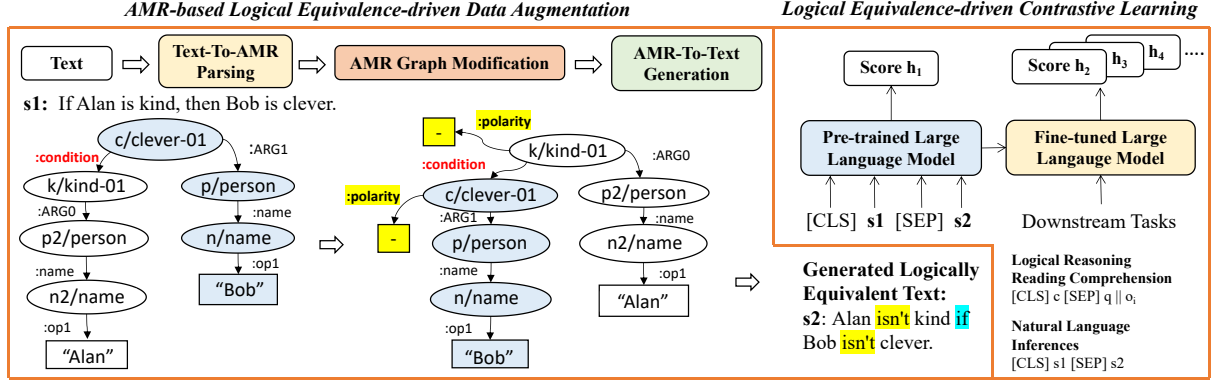


Figure 2: Architecture of AMR-based Logical Equivalence-driven Data Augmentation and Logical Equivalence-driven Contrastive Learning.

Original sentence	Positive sample	Negative sample
If Alan is kind, then Bob is clever.	Alan isn't kind if Bob isn't clever.	Alan isn't kind if Bob is clever.
	Alan is not kind or Bob is clever.	Alan is kind or Bob is clever.
The bald eagle is strong.	The bald eagle is not weak .	The bald eagle is weak .
The bald eagle is clever and the wolf is fierce.	The wolf is fierce and the bald eagle is clever.	The wolf is not fierce and the bald eagle is not clever.

Table 1: We used four logical equivalence laws to construct positive samples. For the negative samples, we modify the AMR graph of the positive sample, including deleting/adding a negative polarity argument in the AMR graph.

3.3 AMR Graph Modification

Step two uses logical equivalence laws to modify the AMR graph and construct the AMR graph into a new logical equivalent or logical inequivalent AMR graph. Four laws of logical reasoning used in this paper are defined below (using propositional statements \mathcal{A} and \mathcal{B}), and natural language translations of each statement are given (\mathcal{A} is translated as “Alan is kind” and \mathcal{B} as “Bob is clever”).

Definition 1: Contraposition law

$$(\mathcal{A} \rightarrow \mathcal{B}) \Leftrightarrow (\neg \mathcal{B} \rightarrow \neg \mathcal{A})$$

If Alan is kind, then Bob is clever. \Leftrightarrow If Bob is not clever, then Alan is not kind.

We use two steps, the first step is to swap the order of the first half of the sentence and the second half of the sentence if AMR can detect the sentence is a conditional sentence like “if-then” which has been marked as the blue background. Then we consider four situations to add/remove the negative polarity argument into the AMR graph. If the first half of the sentence has no negation and the second half of the sentence has no negation either,

then we will add the negative polarity argument to the first half and the second half of the sentence to construct logically equivalent sentences, which has been marked as the yellow background. An example can be found in [Appendices Figure 3](#).

Definition 2: Implication law

$$(\mathcal{A} \rightarrow \mathcal{B}) \Leftrightarrow (\neg \mathcal{A} \vee \mathcal{B})$$

If Alan is kind, then Bob is clever. \Leftrightarrow Alan is not kind or Bob is clever.

We consider two scenarios. The first scenario is if the input sentence is a conditional sentence or the input sentence is composed of disjunction connectives. If the input sentence is detected by AMR parser as a conditional sentence, then we replace the conditional argument with a disjunction argument marked as yellow background. For the second scenario, if the input sentence is detected by AMR containing disjunction connectives, then replace the disjunction connectives using conditional argument and remove the possible negative polarity from the AMR graph. An example can be found in [Appendices Figure 3](#).

Definition 3: Commutative law

$$(\mathcal{A} \wedge \mathcal{B}) \Leftrightarrow (\mathcal{B} \wedge \mathcal{A})$$

Alan is kind and Bob is clever. \Leftrightarrow Bob is clever and Alan is kind.

We find out whether the AMR graph has conjunction connectives, and then we swap the order of the first half of the sub-graph with the second half of the sub-graph which has been marked as blue background. An example can be found in [Appendices Figure 4](#).

Definition 4: Double negation law

$$\mathcal{A} \Leftrightarrow \neg\neg\mathcal{A}$$

Alan is kind. \Leftrightarrow Alan is not unkind.

We only apply for the sentence that does not include negation words that we add a negative polarity argument into the AMR graph marked as yellow background. An example can be found in [Appendices Figure 5](#).

3.4 AMR-To-Text Generation

Step three is to use the AMR generator to generate a new natural language: logical equivalence or logical inequivalence to the original natural language sentence. In this step, the input is the output from the step two, which is the new logically equivalent or logically inequivalent AMR graph and the output is a logically equivalent sentences. For double negation law, we conducted another step by using WordNet (Miller, 1992) to detect whether the original sentence has an adjective word, if so, we use WordNet to find out an antonym word to replace that adjective word in the generated sentence from the AMR generator and finally we have a new natural language sentence which is logically equivalent to the original sentence that has been marked as yellow background in [Appendices Figure 5](#).

3.5 Logical Equivalence-driven Contrastive Learning

The second module uses the augmented data generated from the first module and fine-tunes the pre-trained language model. We aim to increase the model’s performance in identifying logical equivalence/inequivalence sentence pairs with the help of our logical equivalence-driven augmented data. Specifically, we use our AMR-based logical equivalence data augmentation to construct two sentences

(logical equivalence and logical inequivalence) for the original sentence, shown in Table 1.

Supervised Contrastive Learning We are inspired by SimCSE (Gao et al., 2021) on language representation and SimCLR (Chen et al., 2020) on visual representation. We use supervised contrastive learning to help the model learn to distinguish logical equivalence and logical inequivalence sentences. Specifically, one sentence will be trained with a positive sample (logical equivalence) and a negative sample (logical inequivalence) at the same time. The goal of contrastive learning is to map two similar representations closer and enlarge the distance between two dissimilar representations.

In our logical equivalence-driven contrastive learning, our goal is to map the semantic representation closer for two logically equivalent sentences and enlarge the semantic representation of two logically inequivalent sentences.

$$h(s, s^+) \gg h(s, s^-).$$

h is a score function used to measure the distance between two representations. s is an original sentence, s^+ is a positive sample which is logically equivalent to the original sentence s , s^- is a negative sample which is logically inequivalent to the original sentence s . The expected semantic representation distance of s and s^+ would be much closer than that of s and s^- . The training loss can be written as the following formula:

$$\mathcal{L} = - \sum \log \frac{\exp(h(+))}{\exp(h(+)) + \exp(h(-))},$$

where $h(+)$ and $h(-)$ are short for $h(s, s^+)$ and $h(s, s^-)$.

After the logical equivalence-driven contrastive learning, we use the trained model to conduct fine-tuning on the downstream tasks requiring logical reasoning over natural language, natural language inference, and textual entailment, including ReClor, LogiQA, MNLI, MRPC, RTE, QNLI, and QQP.

4 Experiments**4.1 Setting**

We conducted all the experiments on 8 NVIDIA A100 GPUs with 80G GPU memory. We used the models from the AMRLib³ to build up our logical

³<https://amrmlib.readthedocs.io/en/latest/models/>

Text-To-AMR Parser AMR-To-Text Generator	SPRING	Spring T5wtense	T5	T5 T5wtense	T5	parse_xfm_bart_large T5wtense	T5
BLEU	25.08	30.86	24.76	29.33	30.82	38.45	30.10

Table 2: We conducted the comparison experiment. We query some sentences which contain “if-then” from the ReClor training set. The target is we want to use the BLEU score (Papineni et al., 2002) to measure which models can generate the highest BLEU score to recover the original sentence.

equivalence sentence pairs. We conducted a preliminary experiment from Table 2 to validate which combination of AMR parser and generator can lose minimum information if we want to recover the original sentence from text to AMR and AMR to text. We find that using parse_xfm_bart_large as the AMR parser and T5Wtense as the AMR generator can produce the highest BLEU score, which means this combination can maximally reduce the information loss. Therefore, we select parse_xfm_bart_large as the Text-To-AMR parser and T5wtense as the AMR-To-Text generator. Parse_xfm_bart_large is an AMR parser that used BART-Large as the backbone model (Lewis et al., 2020). T5Wtense is an AMR generator that uses T5 as the backbone model (Raffel et al., 2020).

For downstream tasks, the current main approaches to the GLUE (Wang et al., 2019) and ReClor tasks (Yu et al., 2020) which are to fine-tune the language model on the downstream task. ReClor and LogiQA are two logical reasoning reading comprehension datasets. Reclor is summarised from GMAT⁴ and LSAT⁵. LogiQA is collected by national civil servants candidates’ critical thinking and problem-solving (Liu et al., 2020). ReClor and LogiQA are the two most challenging reading comprehension datasets requiring logical reasoning. MNLI, RTE, MRPC, QNLI, and QQP are developed for natural language inference and textual entailment tasks. The main difference is that MNLI, RTE, and MRPC judge whether a sentence has an entailment/neutral/contradiction relationship to the other sentence. QNLI and QQP are to judge the textual relationships between question-to-sentence and question-to-question.

4.2 Sentences Construction

We used 23 entities, 2 relations, and 40 attributes to generate 14,962 sentences, which were designed

according to the logical equivalence laws, corresponding to the double negation, commutative, implication, and contraposition laws. Synthetic data is used to generate more controllable sentences by given logical equivalence laws, which are less noisy than real-world datasets, and are more conducive to validating our experimental design and ideas. Then using our AMR-LE and LReasoner-LE, 14,962 pairs of logically equivalent and logically inequivalent sentences were constructed for each, with a positive to negative sample ratio of 1:1. We split these datasets in training:validation= 8:2, resulting in 11,970 training sets and 2,994 validation sets. See more detail in the [Appendices](#).

4.3 Result and Analysis

We conducted the downstream tasks requiring logical reasoning and natural language inference tasks to compare model performance as Table 3 shown. We follow the training script from Huggingface and the default hyperparameters⁶ which is under Apache License-2.0 to conduct the logical equivalence-driven contrastive learning and downstream tasks fine-tuning. For the logical equivalence-driven contrastive learning, we fine-tune RoBERTa-Large, DeBERTa-Large, and DeBERTaV2-XXLarge using the constructed logical equivalence sentence pair from our AMR-LE data augmentation method and the LReasoner’s logical equivalence-driven data augmentation method (LReasoner-LE). We use DeBERTaV2-XXLarge for ReClor and LogiQA tasks because DeBERTaV2 supports multiple-choice question tasks with a DeBERTaV2ForMultipleChoice head. More details can be found in [Appendices](#).

We constructed another training set using our AMR-LE and LReasoner-LE from PARARULE-Plus (Bao et al., 2022) to fine-tune LLM separately. The evaluation result is shown in Table 4. Depth=1 means that only one rule was used to infer the answer. Depth=1 (change rule) means we used logical

⁴https://en.wikipedia.org/wiki/Graduate_Management_Admission_Tes

⁵https://en.wikipedia.org/wiki/Law_School_Admission_Test

⁶<https://github.com/huggingface/transformers/tree/main/examples/pytorch/text-classification>

Dev sets ↓		Dev acc	
Models →	RoBERTa	RoBERTa AMR-LE	RoBERTa LReasoner-LE
ReClor	0.5700	0.5980	0.5740
LogiQA	0.3072	0.3870	0.3809
MNLI	0.8895	0.8978	0.8941
MRPC	0.9044	0.9093	0.8946
RTE	0.8339	0.8664	0.8628
QNLI	0.9473	0.9449	0.9425
QQP	0.9089	0.9314	0.9001
Models →	DeBERTa V2-XXLarge	DeBERTa V2-XXLarge AMR-LE	DeBERTa V2-XXLarge LReasoner-LE
ReClor	0.7100	0.7880	0.7500
LogiQA	0.3072	0.4055	0.3256
Models →	DeBERTa	DeBERTa AMR-LE	DeBERTa LReasoner-LE
MNLI	0.8945	0.8967	0.8923
MRPC	0.8971	0.9020	0.8995
RTE	0.8448	0.8809	0.8700
QNLI	0.9500	0.9524	0.9515
QQP	0.9254	0.9247	0.9250

Table 3: We use RoBERTa-Large, DeBERTaV2-XXLarge, and DeBERTa-Large as the pre-trained large language model (LLM). Our fine-tuned LLM can perform better or equally well than other baseline methods.

equivalence laws to rewrite one of the rules, and we conducted the same modification for Depth=2 (change rule). More examples of those datasets can be found in the [Appendices](#) Figure 6 and 7. As Table 4 shows, our fine-tuned LLM can perform as well as LReasoner-LE fine-tuned LLM on Depth=1 and Depth=2. Furthermore, our fine-tuned LLM can perform better than LReasoner-LE fine-tuned LLM on Depth=1 (change rule) and Depth=2 (change rule), which shows our model can better handle the out-of-distribution scenarios.

Test sets ↓	Test acc	
Models →	RoBERTa AMR-LE	RoBERTa LReasoner-LE
Depth=1	1	1
Depth=1 (change rule)	1	0.9987
Depth=2	1	1
Depth=2 (change rule)	0.9973	0.7400

Table 4: A comparative experiment that compares AMR-LE fine-tuned LLM and LReasoner-LE fine-tuned LLM on PARARULE-Plus, and PARARULE-Plus changed rule by logical equivalence laws.

Dev sets ↓	Dev acc			
Models →	Con	Con-dou	Con-dou imp	Con-dou imp-com
<i>RoBERTa-Large as backbone model</i>				
ReClor	0.6040	0.6080	0.6180	0.5980
LogiQA	0.3778	0.3317	0.3394	0.3870
MNLI	0.8955	0.9015	0.8968	0.8978
MRPC	0.9069	0.8922	0.9044	0.9093
RTE	0.8123	0.8520	0.8484	0.8664
QNLI	0.9416	0.9405	0.9451	0.9449
QQP	0.9212	0.8988	0.9206	0.9314
<i>DeBERTaV2-XXLarge as backbone model</i>				
ReClor	0.8180	0.7220	0.7940	0.7880
LogiQA	0.3225	0.4546	0.3824	0.4055
<i>DeBERTa-Large as backbone model</i>				
MNLI	0.9080	0.9059	0.9068	0.8967
MRPC	0.9020	0.8848	0.8995	0.9020
RTE	0.8484	0.8736	0.8556	0.8809
QNLI	0.9528	0.9504	0.9497	0.9524
QQP	0.9233	0.924	0.9229	0.9247

Table 5: An ablation study to validate different logical laws influences downstream tasks.

Dev sets ↓; Pos:Neg →	1:1	1:2	1:3
<i>RoBERTa-Large as backbone model</i>			
ReClor	0.5980	0.5980	0.5820
LogiQA	0.3870	0.4162	0.3149
MNLI	0.8978	0.8964	0.9036
MRPC	0.9093	0.8897	0.9069
RTE	0.8664	0.8592	0.8736
QNLI	0.9431	0.9368	0.9379
QQP	0.9314	0.9194	0.9201
<i>DeBERTaV2-XXLarge as backbone model</i>			
ReClor	0.7880	0.8020	0.8120
LogiQA	0.4055	0.4700	0.4270
<i>DeBERTa-Large as backbone model</i>			
MNLI	0.9079	0.9064	0.9055
MRPC	0.9020	0.8995	0.8628
RTE	0.8809	0.8809	0.9186
QNLI	0.9530	0.9509	0.9511
QQP	0.9247	0.9235	0.9243

Table 6: An ablation study to validate ratios of positive and negative samples influences downstream tasks.

4.4 Ablation Study

Dev sets Models	Dev acc	
	RoBERTa AMR-LE	RoBERTa AMR-DA
ReClor	0.5980	0.5620
LogiQA	0.3870	0.3671
Models	DeBERTa V2-XXLarge	DeBERTa V2-XXLarge
	AMR-LE	AMR-DA
ReClor	0.7880	0.7700
LogiQA	0.4055	0.3164

Table 7: AMR-based data augmentation experiments comparing AMR-LE with AMR-DA (Shou et al., 2022).

We conducted an experiment using an AMR-based augmentation method, AMR-DA (Shou et al., 2022). The results are shown in Table 7. We compared our AMR-LE with AMR-DA to show that our AMR-based logic-driven data augmentation can benefit the model on the downstream logical reasoning tasks and eliminate the impact of conducting data augmentation by AMR.

We regrouped different logical equivalence laws as the training set. Con means we only use contraposition law. Con-dou means we use contraposition and double negation laws. Con-dou-imp means we use contraposition, double negation and implication laws. Con-dou-imp-com means we use the four logical laws to augment data and conduct the fine-tuning. Then we use those models to conduct the fine-tuning on the downstream tasks, and we present the results in Table 5. We record all the best dev accuracy within the 10 epochs. To make a fair comparison, we ensure the size of training set on the first stage of fine-tuning for con, con-dou, con-dou-imp and com-dou-imp-com are the same.

We conducted another ablation study and regrouped positive and negative sample ratios. Pos-neg-1-1 means the positive and negative samples are 1:1. For pos-neg-1-1, the negative samples are generated from the original sentence. For the pos-neg-1-2 and pos-neg-1-3, we collected the other sample’s negative samples to form new negative samples. We compare the generated data from our AMR-LE and LReasoner-LE. Table 6 shows higher proportions of negative samples may help increase the performance on logical reasoning reading comprehension tasks. More case studies can be found in Appendices.

As Table 8 shown, we compared more base-lines and referred to the dev accuracy from MERIt

Dev sets		Dev acc	
Models	AMR-LE-Con DeBERTaV2 XXLarge	MERIt DeBERTaV2 XXLarge (Jiao et al., 2022)	MERIt DeBERTaV2 XLarge (Jiao et al., 2022)
ReClor	0.818	0.806*	0.780*
Models	AMR-LE DeBERTaV2 XXLarge	MERIt ALBERT + Prompt (Jiao et al., 2022)	MERIt ALBERT (Jiao et al., 2022)
LogiQA	0.470	0.461*	0.437*

Table 8: Compared AMR-LE with the state-of-the-art model MERIt (Jiao et al., 2022) on ReClor and LogiQA

Datasets; Models	AMR-LE Ensemble DeBERTaV2 XXLarge	MERIt Ensemble DeBERTaV2 XXLarge	LReasoner Ensemble
ReClor	0.800	0.793*	0.761*

Table 9: Compared AMR-LE with the state-of-the-art model MERIt and LReasoner on ReClor Leaderboard

(Jiao et al., 2022), which was the #1 on the ReClor leaderboard before our submission. The number with * indicated that the result is from the other papers. AMR-LE-Con(DeBERTaV2-XXLarge) only uses AMR to construct contraposition law sentences to conduct logical equivalence-driven contrastive learning, and the backbone model uses DeBERTaV2-XXLarge. We compared our ensemble model with MERIt and LReasoner on the ReClor leaderboard (test accuracy) as Table 9 shown.

4.5 End-to-End Logical Equivalence Sentence Generation

Towards an end-to-end logical equivalence sentences generation model, we collected the logical equivalence sentence pairs datasets by only using contraposition law and four logical equivalence laws (double negation, contraposition, implication, and commutative laws) and fine-tuning T5-Large on the dataset. We add more name entities and attributes to construct a more diverse synthetic sentence dataset as the training set for the T5-Large model. More details for the dataset construction can be found in Appendices. After training, we used the fine-tuned T5-Large model to generate logically equivalent sentences from the synthetic sentences we used in the main experiment, which can be seen as an end-to-end logical equivalence data augmentation. We used that augmented data to conduct the fine-tuning on the DeBERTav2-XXLarge and then conduct the downstream reasoning tasks.

Dev sets ↓ Models →	Dev acc	
	DeBERTa T5-Con	DeBERTa T5-Con-dou imp-com
ReClor	0.6680	0.7920
LogiQA	0.4055	0.3394
MRPC	0.9020	0.8946
RTE	0.8917	0.9170
QNLI	0.9561	0.9279

Table 10: An end-to-end logical equivalence sentences generation model and separate the experiment on only contraposition law and four logical equivalence laws.

The results can be found in Table 10.

5 Conclusion

We propose a new logical equivalence-driven AMR-based data augmentation method that considers more logical equivalence laws than LReasoner, including the double negation, contraposition, commutative, and implication laws. We find that existing methods of constructing logically equivalent sentences are restricted to templates and specific datasets. Our new approach allows the construction of logically equivalent sentences from the perspective of understanding the meaning of sentences, independent of any templates. Also, we use the augmented dataset obtained with our method to fine-tune different LLMs, which ultimately yielded better results than the two baseline methods.

6 Limitations

We plan to extend this work from propositional logic to first-order logic, which includes quantifiers and will allow us to consider additional logical equivalence laws such as De Morgan’s law. This will help us to establish a more sound and complete logical-equivalence data augmentation method. We also plan to train a model to construct logically-equivalent sentences as a downstream task itself, in the hopes that logically-equivalent sentences constructed in this way will be more challenging and help to construct a more realistic dataset of logically-equivalent sentence pairs.

7 Ethics Statement

This paper establishes the connection between the AMR community and the neural-symbolic AI community. The AMR-based logical equivalence-driven data augmentation method will benefit the

researchers working on natural language reasoning and understanding to construct more datasets automatically. Our proposed logical equivalence-driven contrastive learning paradigm will provide researchers an insight into an effective training paradigm for tasks requiring logical reasoning and natural language inference. This paper can also be seen as an essential step towards strong artificial intelligence and the system2 proposed by Bengio (Bengio, 2019).

References

- Qiming Bao, Alex Yuxuan Peng, Tim Hartill, Neset Tan, Zhenyun Deng, Michael Witbrock, and Jiamou Liu. 2022. Multi-step deductive reasoning over natural language: An empirical study on out-of-distribution generalisation. *IJCLRL-NeSy*.
- Yoshua Bengio. 2019. From system 1 deep learning to system 2 deep learning. In *Neural Information Processing Systems*.
- Ting Chen, Simon Kornblith, Mohammad Norouzi, and Geoffrey Hinton. 2020. A simple framework for contrastive learning of visual representations. In *International conference on machine learning*, pages 1597–1607. PMLR.
- William B. Dolan and Chris Brockett. 2005. [Automatically constructing a corpus of sentential paraphrases](#). In *IWP 2005*.
- Tianyu Gao, Xingcheng Yao, and Danqi Chen. 2021. [SimCSE: Simple contrastive learning of sentence embeddings](#). In *Proceedings of the 2021 Conference on Empirical Methods in Natural Language Processing*, pages 6894–6910, Online and Punta Cana, Dominican Republic. Association for Computational Linguistics.
- Pengcheng He, Xiaodong Liu, Jianfeng Gao, and Weizhu Chen. 2021. [Deberta: decoding-enhanced bert with disentangled attention](#). In *ICLR 2021, Virtual Event, Austria, May 3-7, 2021*. OpenReview.net.
- Fangkai Jiao, Yangyang Guo, Xuemeng Song, and Liqiang Nie. 2022. MERIt: Meta-path guided contrastive learning for logical reasoning. In *Findings of ACL*. ACL.
- Vidur Joshi, Matthew Peters, and Mark Hopkins. 2018. [Extending a parser to distant domains using a few dozen partially annotated examples](#). In *Proceedings of the 56th Annual Meeting of the ACL (Volume 1: Long Papers)*, pages 1190–1199, Melbourne, Australia. ACL.
- Paul Kingsbury and Martha Palmer. 2002. [From Tree-Bank to PropBank](#). In *Proceedings of the Third (LREC’02)*, Las Palmas, Canary Islands - Spain. European Language Resources Association (ELRA).

- Mike Lewis, Yinhan Liu, Naman Goyal, Marjan Ghazvininejad, Abdelrahman Mohamed, Omer Levy, Veselin Stoyanov, and Luke Zettlemoyer. 2020. [BART: Denoising sequence-to-sequence pre-training for natural language generation, translation, and comprehension](#). In *Proceedings of the 58th Annual Meeting of the ACL*, pages 7871–7880, Online. ACL.
- Jian Liu, Leyang Cui, Hanmeng Liu, Dandan Huang, Yile Wang, and Yue Zhang. 2020. [Logiqa: A challenge dataset for machine reading comprehension with logical reasoning](#). In *IJCAI 2020*, pages 3622–3628. ijcai.org.
- Yinhan Liu, Myle Ott, Naman Goyal, Jingfei Du, Mandar Joshi, Danqi Chen, Omer Levy, Mike Lewis, Luke Zettlemoyer, and Veselin Stoyanov. 2019. [Roberta: A robustly optimized bert pretraining approach](#). *ArXiv preprint*, abs/1907.11692.
- Mitchell P. Marcus, Beatrice Santorini, and Mary Ann Marcinkiewicz. 1993. [Building a large annotated corpus of English: The Penn Treebank](#). *Computational Linguistics*, 19(2):313–330.
- George A. Miller. 1992. [WordNet: A lexical database for English](#). In *Speech and Natural Language: Proceedings of a Workshop Held at Harriman, New York, February 23-26, 1992*.
- Kishore Papineni, Salim Roukos, Todd Ward, and Wei-Jing Zhu. 2002. [Bleu: a method for automatic evaluation of machine translation](#). In *Proceedings of the 40th Annual Meeting of the ACL*, pages 311–318, Philadelphia, Pennsylvania, USA. ACL.
- Colin Raffel, Noam Shazeer, Adam Roberts, Katherine Lee, Sharan Narang, Michael Matena, Yanqi Zhou, Wei Li, Peter J Liu, et al. 2020. Exploring the limits of transfer learning with a unified text-to-text transformer. *J. Mach. Learn. Res.*, 21(140):1–67.
- Pranav Rajpurkar, Jian Zhang, Konstantin Lopyrev, and Percy Liang. 2016. [SQuAD: 100,000+ questions for machine comprehension of text](#). In *Proceedings of the 2016 Conference on EMNLP*, pages 2383–2392, Austin, Texas. ACL.
- Ziyi Shou, Yuxin Jiang, and Fangzhen Lin. 2022. Amrda: Data augmentation by abstract meaning representation. In *Findings of ACL 2022*, pages 3082–3098.
- Alex Wang, Amanpreet Singh, Julian Michael, Felix Hill, Omer Levy, and Samuel R. Bowman. 2019. [GLUE: A multi-task benchmark and analysis platform for natural language understanding](#). In *7th ICLR 2019, New Orleans, LA, USA, May 6-9, 2019*. OpenReview.net.
- Siyuan Wang, Wanjuan Zhong, Duyu Tang, Zhongyu Wei, Zhihao Fan, Daxin Jiang, Ming Zhou, and Nan Duan. 2022. [Logic-driven context extension and data augmentation for logical reasoning of text](#). In *Findings of ACL 2022*, pages 1619–1629, Dublin, Ireland. ACL.
- Adina Williams, Nikita Nangia, and Samuel Bowman. 2018. [A broad-coverage challenge corpus for sentence understanding through inference](#). In *NAACL-HLT, Volume 1 (Long Papers)*, pages 1112–1122, New Orleans, Louisiana. ACL.
- Weihao Yu, Zihang Jiang, Yanfei Dong, and Jiashi Feng. 2020. [Reclor: A reading comprehension dataset requiring logical reasoning](#). In *8th ICLR 2020, Addis Ababa, Ethiopia, April 26-30, 2020*. OpenReview.net.

References

- Qiming Bao, Alex Yuxuan Peng, Tim Hartill, Neseet Tan, Zhenyun Deng, Michael Witbrock, and Jiamou Liu. 2022. Multi-step deductive reasoning over natural language: An empirical study on out-of-distribution generalisation. *IJCLR-NeSy*.
- Yoshua Bengio. 2019. From system 1 deep learning to system 2 deep learning. In *Neural Information Processing Systems*.
- Ting Chen, Simon Kornblith, Mohammad Norouzi, and Geoffrey Hinton. 2020. A simple framework for contrastive learning of visual representations. In *International conference on machine learning*, pages 1597–1607. PMLR.
- William B. Dolan and Chris Brockett. 2005. [Automatically constructing a corpus of sentential paraphrases](#). In *IWP 2005*.
- Tianyu Gao, Xingcheng Yao, and Danqi Chen. 2021. [SimCSE: Simple contrastive learning of sentence embeddings](#). In *Proceedings of the 2021 Conference on Empirical Methods in Natural Language Processing*, pages 6894–6910, Online and Punta Cana, Dominican Republic. Association for Computational Linguistics.
- Pengcheng He, Xiaodong Liu, Jianfeng Gao, and Weizhu Chen. 2021. [Deberta: decoding-enhanced bert with disentangled attention](#). In *ICLR 2021, Virtual Event, Austria, May 3-7, 2021*. OpenReview.net.
- Fangkai Jiao, Yangyang Guo, Xuemeng Song, and Liqiang Nie. 2022. MERIt: Meta-path guided contrastive learning for logical reasoning. In *Findings of ACL*. ACL.
- Vidur Joshi, Matthew Peters, and Mark Hopkins. 2018. [Extending a parser to distant domains using a few dozen partially annotated examples](#). In *Proceedings of the 56th Annual Meeting of the ACL (Volume 1: Long Papers)*, pages 1190–1199, Melbourne, Australia. ACL.
- Paul Kingsbury and Martha Palmer. 2002. [From TreeBank to PropBank](#). In *Proceedings of the Third (LREC’02), Las Palmas, Canary Islands - Spain. European Language Resources Association (ELRA)*.

- Mike Lewis, Yinhan Liu, Naman Goyal, Marjan Ghazvininejad, Abdelrahman Mohamed, Omer Levy, Veselin Stoyanov, and Luke Zettlemoyer. 2020. [BART: Denoising sequence-to-sequence pre-training for natural language generation, translation, and comprehension](#). In *Proceedings of the 58th Annual Meeting of the ACL*, pages 7871–7880, Online. ACL.
- Jian Liu, Leyang Cui, Hanmeng Liu, Dandan Huang, Yile Wang, and Yue Zhang. 2020. [Logiqa: A challenge dataset for machine reading comprehension with logical reasoning](#). In *IJCAI 2020*, pages 3622–3628. ijcai.org.
- Yinhan Liu, Myle Ott, Naman Goyal, Jingfei Du, Mandar Joshi, Danqi Chen, Omer Levy, Mike Lewis, Luke Zettlemoyer, and Veselin Stoyanov. 2019. [Roberta: A robustly optimized bert pretraining approach](#). *ArXiv preprint*, abs/1907.11692.
- Mitchell P. Marcus, Beatrice Santorini, and Mary Ann Marcinkiewicz. 1993. [Building a large annotated corpus of English: The Penn Treebank](#). *Computational Linguistics*, 19(2):313–330.
- George A. Miller. 1992. [WordNet: A lexical database for English](#). In *Speech and Natural Language: Proceedings of a Workshop Held at Harriman, New York, February 23-26, 1992*.
- Kishore Papineni, Salim Roukos, Todd Ward, and Wei-Jing Zhu. 2002. [Bleu: a method for automatic evaluation of machine translation](#). In *Proceedings of the 40th Annual Meeting of the ACL*, pages 311–318, Philadelphia, Pennsylvania, USA. ACL.
- Colin Raffel, Noam Shazeer, Adam Roberts, Katherine Lee, Sharan Narang, Michael Matena, Yanqi Zhou, Wei Li, Peter J Liu, et al. 2020. Exploring the limits of transfer learning with a unified text-to-text transformer. *J. Mach. Learn. Res.*, 21(140):1–67.
- Pranav Rajpurkar, Jian Zhang, Konstantin Lopyrev, and Percy Liang. 2016. [SQuAD: 100,000+ questions for machine comprehension of text](#). In *Proceedings of the 2016 Conference on EMNLP*, pages 2383–2392, Austin, Texas. ACL.
- Ziyi Shou, Yuxin Jiang, and Fangzhen Lin. 2022. Amrda: Data augmentation by abstract meaning representation. In *Findings of ACL 2022*, pages 3082–3098.
- Alex Wang, Amanpreet Singh, Julian Michael, Felix Hill, Omer Levy, and Samuel R. Bowman. 2019. [GLUE: A multi-task benchmark and analysis platform for natural language understanding](#). In *7th ICLR 2019, New Orleans, LA, USA, May 6-9, 2019*. OpenReview.net.
- Siyuan Wang, Wanjuan Zhong, Duyu Tang, Zhongyu Wei, Zhihao Fan, Daxin Jiang, Ming Zhou, and Nan Duan. 2022. [Logic-driven context extension and data augmentation for logical reasoning of text](#). In *Findings of ACL 2022*, pages 1619–1629, Dublin, Ireland. ACL.
- Adina Williams, Nikita Nangia, and Samuel Bowman. 2018. [A broad-coverage challenge corpus for sentence understanding through inference](#). In *NAACL-HLT, Volume 1 (Long Papers)*, pages 1112–1122, New Orleans, Louisiana. ACL.
- Weihao Yu, Zihang Jiang, Yanfei Dong, and Jiashi Feng. 2020. [Reclor: A reading comprehension dataset requiring logical reasoning](#). In *8th ICLR 2020, Addis Ababa, Ethiopia, April 26-30, 2020*. OpenReview.net.

Appendices

A Synthetic Dataset Construction

Here are the entities, relationships, and attributes we used to construct our synthetic dataset. We used the synthetic dataset to conduct the AMR-based logical equivalence-driven data augmentation and logical equivalence-driven contrastive learning. For the subject, we used “the bald eagle”, “the tiger”, “the bear”, “the lion”, “the wolf”, “the crocodile”, “the dinosaur”, “the snake”, “the leopard”, “the cat”, “the dog”, “the mouse”, “the rabbit”, “the squirrel”, “Anne”, “Alan”, “Bob”, “Charlie”, “Dave”, “Erin”, “Harry”, “Gary”, and “Fiona”. For the relationships, we used “is” and “is not”. For the attributes, we used “kind”, “quiet”, “round”, “nice”, “smart”, “clever”, “dull”, “rough”, “lazy”, “slow”, “sleepy”, “boring”, “tired”, “reckless”, “furry”, “small”, “cute”, “lovely”, “beautiful”, “funny”, “big”, “strong”, “awful”, “fierce”, “heavy”, “horrible”, “powerful”, “angry”, “tall”, “huge”, “short”, “thin”, “little”, “tiny”, “wealthy”, “poor”, “dull”, “rough”, “bad”, and “sad”.

Here are the entities, relationships, and attributes we used to fine-tune T5-Large. After T5-Large had been fine-tuned, we used the fine-tuned model to generate logical equivalence sentences as the label for the above synthetic sentences and then conducted the logical equivalence-driven contrastive learning and downstream task. For the subject, based on the above subject name entities, we add “the duck”, “the goat”, “the goose”, “the donkey”, “the cow”, “James”, “Robert”, “John”, “Michael”, “David”, “William”, “Richard”, “Anthony”, “Paul”, “Andrew”. For the attributes, we add “cautious”, “careful”, “brainy”, “bored”, “adorable”, “aggressive”, “anxious”, “dizzy”, “depressed”, “disturbed”, and “awful”.

The entity names used for the “change name” experiment in Table 15. For the new entity names that we used “the sheep”, “the kitten”, “the Garfield”,

Logic pattern for double negation law	
Original sentence	subject + verb + adj
Positive sample	subject + verb + “not” + the antonym of the adj
Negative sample	subject + verb + “not” + adj

Table 11: We used the logic pattern for double negation law for constructing the test set for the experiment in Table 15.

	Original logic pattern for commutative law	Changed logic pattern
s1	sub1 + verb1 + adj1	sub1 + verb1 + “not” + adj1
s2	sub2 + verb2 + adj2	sub2 + verb2 + “not” + adj2
s3	sub1 + verb1 + “not” + adj1	sub2 + verb2 + “not” + adj2
Original sentence	s1 + “and” + s2	
Positive sample	s2 + “and” + s1	
Negative sample	s1 + “and” + s3	

Table 12: We used the logic pattern for commutative law for constructing the test set for the experiment in Table 15.

Logic pattern for contraposition law	
Original sentence1	“If” + sub1 + verb + adj1 + “, then” + sub2 + verb + adj2
Positive sentence1	“If” + sub2 + verb + “not” + adj2 + “, then” + sub1 + verb + “not” + adj1
Negative sentence1	“If” + sub1 + verb + adj1 + “, then” + sub2 + verb + “not” + adj2
Original sentence2	“If” + sub1 + verb + adj1 + “, then” + sub2 + verb + “not” + adj2
Positive sentence2	“If” + sub2 + verb + adj2 + “, then” + sub1 + verb + “not” + adj1
Negative sentence2	“If” + sub1 + verb + adj1 + “, then” + sub2 + verb + adj2
Original sentence3	“If” + sub1 + verb + “not” + adj1 + “, then” + sub2 + verb + adj2
Positive sentence3	“If” + sub2 + verb + “not” + adj2 + “, then” + sub1 + verb + adj1
Negative sentence3	“If” + sub1 + verb + “not” + adj1 + “, then” + sub2 + verb + “not” + adj2
Original sentence4	“If” + sub1 + verb + “not” + adj1 + “, then” + sub2 + verb + “not” + adj2
Positive sentence4	“If” + sub2 + verb + “not” + adj2 + “, then” + sub1 + verb + “not” + adj1
Negative sentence4	“If” + sub1 + verb + “not” + adj1 + “, then” + sub2 + verb + adj2

Table 13: We used the logic pattern for contraposition law for constructing the test set for the experiment in Table 15.

Original logic pattern for implication law	
Original sentence	“If” + sub1 + verb + adj1 + “, then” + sub2 + verb + adj2
Positive sample	sub1 + verb + “not” + adj1 + “or” + sub2 + verb + adj2
Negative sample	sub1 + verb + “not” + adj1 + “or” + sub2 + verb + “not” + adj2
Changed logic pattern	
Original sentence	sub1 + verb + “not” + adj1 + “or” + sub2 + verb + adj2
Positive sample	“If” + sub1 + verb + adj1 + “, then” + sub2 + verb + adj2
Negative sample	sub1 + verb + “not” + adj1 + “or” + sub2 + verb + “not” + adj2

Table 14: We used the logic pattern for implication law for constructing the test set for the experiment in Table 15.

Test sets ↓; Models →	RoBERTa	Fine-tuned RoBERTa
Test set 1	0.5335	0.8513
Test set 2 (change name)	0.5347	0.8510
Test set 3 (change logic)	0.4672	0.9482

Table 15: We used RoBERTa-Large as the pre-trained large language model (LLM) and fine-tuned LLM on a synthetic logical equivalence dataset and tested both of them on three different synthetic test sets.

“the lion”, “the goat”, “the bull”, “the cow”, “the elephant”, “the butterfly”, “the fish”, “Peter”, “Bill”, “Tom”, “Amy”, “Charles”, “Tim”, “Lucy”, and “John”.

Table 11, 12, 13, and 14 are the logic pattern and changed logic pattern that we consider to replace the original logic pattern for the experiment on Table 15.

A.1 Preliminary Study

To validate whether the current large language model can distinguish logically equivalent sentences. We design a preliminary experiment as Table 15 shown. We use RoBERTa-Large as the pre-trained large language model (LLM) to conduct the experiment. We first generate a synthetic test set 1, which includes 1312 test samples with 23 entities, 2 relationships, 40 attributes, and 4 logical equivalence laws (double negation, contraposition, implication, and commutative laws). If we use the LLM to conduct the test without fine-tuning, the model will fail on the task. But the model’s performance can improve if we fine-tune LLM on the logical equivalence training set, which is constructed by our AMR-LE data augmentation method. Also, The result shows that the model’s performance will not drop if we change the entity name or logic pattern, which shows that the fine-tuned LLM can also handle out-of-distribution generalization.

B Case Study

We list some case studies that compare our AMR method and LReasoner on constructing logically equivalent sentences.

	Contraposition law
Original Sentence	If the bald eagle is small, then the mouse is not small.
AMR-LE	The bald eagle isn’t small, unless the mouse is small.
LReasoner-LE	If it is not small, then it will be not the bald eagle.

Table 16: Case study of logically equivalent sentences constructed by contraposition law

	Contraposition law
Original Sentence	If the bald eagle is kind, then Dave is not short.
AMR-LE	If Dave is short, the bald eagle is not kind.
LReasoner-LE	If it is not kind, then it will be not the bald eagle.

Table 17: Case study of logically equivalent sentences constructed by contraposition law

	Implication law
Original Sentence	the bear is not sleepy or Bob is not cute.
AMR-LE	If the bear is not sleepy, then Bob is not cute.
LReasoner-LE	-

Table 18: Case study of logically equivalent sentences constructed by implication law

	Implication law
Original Sentence	If the lion is not funny, then the tiger is beautiful.
AMR-LE	Lions aren’t funny or Tigers beautiful.
LReasoner-LE	-

Table 19: Case study of logically equivalent sentences constructed by implication law

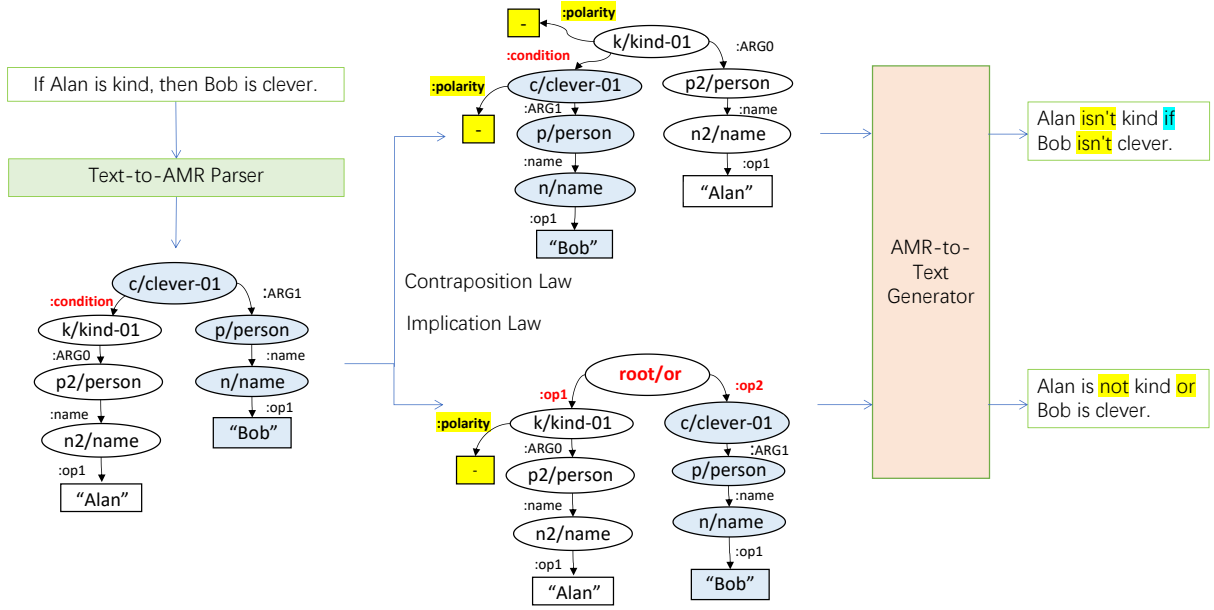


Figure 3: An example of our logical equivalence-driven data augmentation method using contraposition law and implication law

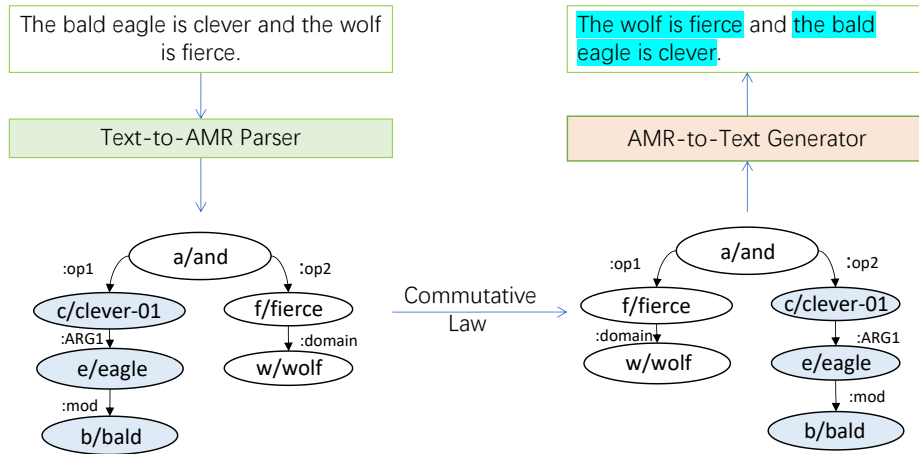


Figure 4: An example of our logical equivalence-driven data augmentation method using commutative law

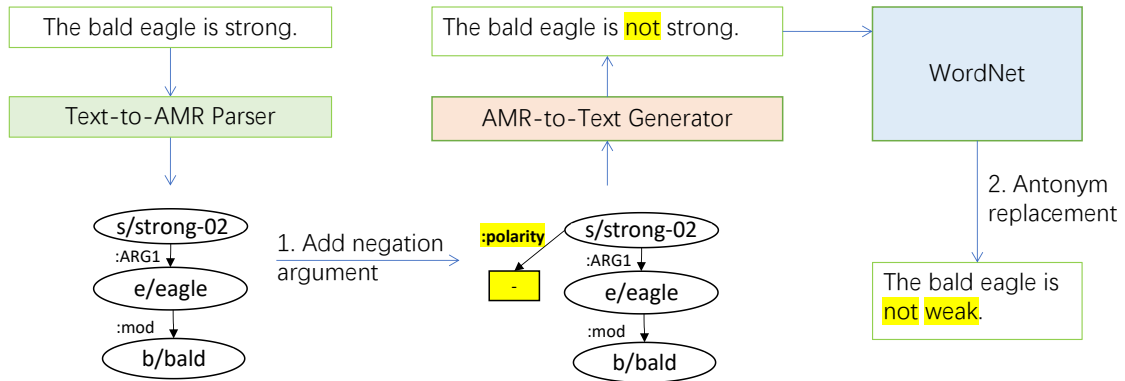


Figure 5: An example for our logical equivalence-driven data augmentation method using double negation law

Context (Facts+Rules):
Facts: Alan is tall. Alan is big. Alan is huge. Fiona is thin. Fiona is small. Charlie is quiet. Charlie is smart. Charlie is wealthy. Anne is dull. Anne is sad. Anne is poor.
Rules for Depth=1: If someone is **tall** then they are **quiet**. If someone is **thin** then they are **little**. If someone is **dull and sad** then they are bad. If someone is quiet and smart then they are kind.
Rules for Depth=1 (change rule): If someone is **not quiet** then they are **not tall**. If someone is **not little** then they are **not thin**. If someone is **sad and dull** then they are bad. If someone is smart and quiet then they are kind.
Question 1: Alan is quiet? *Label:* True.
Question 2: Alan is not smart? *Label:* False.
Question 3: Fiona is little? *Label:* True.
Question 4: Fiona is not little? *Label:* False.
Question 5: Charlie is kind? *Label:* True.
Question 6: Charlie is not kind? *Label:* False.
Question 7: Anne is bad? *Label:* True.
Question 8: Anne is not bad? *Label:* False.

Figure 6: An example for PARARULE-Plus Depth=1 and Depth=1 (change rule). The input includes context (facts + rules) and questions. The output is either true or false. In this example, we use logical equivalence laws (contraposition and commutative laws to extend the sentence in the rule sets to logical equivalence sentences. The highlighted words are the logical equivalence laws that we used. The green and lime green background mean the sentences are constructed by contraposition law, and the cyan background means the sentences are constructed by commutative law.)

Context (Facts+Rules):
Facts: Erin is strong. Erin is tall. Erin is huge. Dave is thin. Dave is short. Fiona is kind. Fiona is wealthy. Fiona is quiet. Bob is sad. Bob is poor. Bob is bad.
Rules for Depth=2: **Strong** people are **kind**. If someone is thin and short then they are little. If someone is sad and poor then they are dull. If someone is **kind and wealthy** then they are **nice**. **All** little people are **small**. All kind people are wealthy. All nice people are smart. **All** dull people are **rough**.
Rules for Depth=2 (change rule): If someone is **not kind** then they are **not strong**. If someone is thin and short then they are little. If someone is sad and poor then they are dull. If someone is **not nice** then they are **not both kind and wealthy**. **There are no** little people who are **not small**. All kind people are wealthy. All nice people are smart. **There are no** dull people who are **not rough**.
Question 1: Erin is wealthy? *Label:* True.
Question 2: Erin is not wealthy? *Label:* False.
Question 3: Dave is small? *Label:* True.
Question 4: Dave is not small? *Label:* False.
Question 5: Fiona is smart? *Label:* True.
Question 6: Fiona is not smart? *Label:* False.
Question 7: Bob is rough? *Label:* True.
Question 8: Bob is not rough? *Label:* False.

Figure 7: An example for PARARULE-Plus Depth=2 and Depth=2 (change rule). The input includes context (facts + rules) and questions; the output is either “True” or “False”. In this example, we use the contraposition law and De Morgan’s law to convert sentences in the rule set to logically equivalent sentences. We highlighted the keywords that were changed when the alternative rules were constructed. Green and lime green backgrounds indicate sentences constructed using the contraposition law, while pink and magenta indicate sentences constructed with De Morgan’s law.)

```

Require: Synthetic sentence lists (list1, list2, list3, and list4) generated following the patterns from
Table 11, 12, 13, and 14 respectively. total_list = []
for sent in synthetic_sentence_lists do
    amr_graph = Text-To-AMR-Parser(sent)
    if sent in list1 then
        ##double negation law
        if “:polarity -” in amr_graph then
            Remove “:polarity -” from the amr_graph
        else
            Add “:polarity -” into the amr_graph
        end if
        aug_text = AMR-To-Text-Generator(amr_graph)
        Use WordNet to replace an adjective word to antonym word from aug_text.
    else if sent in list2 then
        ##commutative law
        Switch the order of two arguments.
        aug_text = AMR-To-Text-Generator(amr_graph)
    else if sent in list3 then
        ##implication law
        Change the root node as “or”.
        if “:polarity -” in a condition argument then
            Remove the “:polarity -”.
        else
            Add “:polarity -” into the argument.
        end if
        aug_text = AMR-To-Text-Generator(amr_graph)
    else if sent in list4 then
        ##contraposition law
        Switch the order of two arguments.
        if “:polarity -” in the argument of the amr_graph then
            Remove the “:polarity -”.
        else
            Add “:polarity -” into the argument.
        end if
        aug_text = AMR-To-Text-Generator(amr_graph)
    end if
    total_list = total_list.append((sent, aug_text, 1))
end for
return total_list

```

Algorithm 1: Logical equivalence-driven data augmentation

Require: Synthetic sentence lists (list1, list2, list3, and list4) generated following the patterns from Table 11, 12, 13, and 14 respectively. total_list = [], total_list2 = []

```

for sent in synthetic_sentence_lists do
    amr_graph = Text-To-AMR-Parser(sent)
    if “:polarity -” in amr_graph then
        Remove “:polarity -”
    else
        Add “:polarity -” into the amr_graph
    end if
    aug_text = AMR-To-Text-Generator(amr_graph)
    total_list = total_list.append((sent, aug_text, 0))
    for sent in total_list do
        random select an index i from total_list
        total_list2 = total_list2.append((sent, total_list[i], 0))
    end for
end for
total_list = total_list.extend(total_list2)
return total_list

```

Algorithm 2: Negative samples construction

Require: positive_list and negative_list from Algorithm 1 and 2, large language model (LLM), stage-2 downstream task datasets (ReClor, LogiQA, MNLI, RTE, QNLI, QQP), batch_size bs, learning_rate lr

Stage-1 fine-tuning

```

for sents, pos_sents, neg_sents from zip(positive_list, negative_list, bs) do
    LLM, Loss = Contrastive_loss(LLM,
    sents, pos_sents, neg_sents, label, lr)
end for

```

Stage-2 fine-tuning

```

for sent1, sent2 from zip(downstream_tasks, bs) do
    LLM, Loss = Cross_entropy_loss(LLM, sent1, sent2, label, lr)
end for

```

Algorithm 3: Logical equivalence-driven data augmentation for representation learning

Double negation law	
Original Sentence	The bald eagle is beautiful.
AMR-LE	The bald eagle isn't ugly.
LReasoner-LE	-

Table 20: Case study of logically equivalent sentences constructed by double negation law

Double negation law	
Original Sentence	The bald eagle is strong.
AMR-LE	The bald eagle is not weak.
LReasoner-LE	-

Table 21: Case study of logically equivalent sentences constructed by double negation law

Commutative law	
Original Sentence	The bald eagle is kind and the wolf is not dull.
AMR-LE	The wolf is not dull and the bald eagle is kind.
LReasoner-LE	-

Table 22: Case study of logically equivalent sentences constructed by commutative law

Commutative law	
Original Sentence	The lion is thin and the dinosaur is not angry.
AMR-LE	The dinosaur was not angry and the lion was thin.
LReasoner-LE	-

Table 23: Case study of logically equivalent sentences constructed by commutative law

	Stage-1 Fine-tuning	Stage-2 Fine-tuning
Seed	2021	42
Batch Size	32	16/32
Initial Learning Rate	2e-5	2e-5/3e-6
Learning Rate Scheduler Type	Linear	
Epoch	10	
Num Warmup Steps	0	
Weight Decay	0	
Max Sequence Length	256	
Gradient Accumulation Steps	1	

Table 24: Model hyperparameter tuning details for stage-1 fine-tuning and stage-2 fine-tuning except ReClor and LogiQA. Stage-1 fine-tuning means logical equivalence-driven contrastive learning, and stage-2 fine-tuning means fine-tuning on the downstream tasks. 32 for batch size for all tasks (except we used 16 for batch size on RTE and QNLI tasks), 2e-05 for learning rate (except we used 3e-6 for QNLI and QQP).

	Stage-2 Fine-tuning ReClor LogiQA
Seed	42
Batch Size	4
Gradient Accumulation Steps	2
Initial Learning Rate	1e-05
Epoch	10
Adam Betas	(0.9, 0.98)
Adam Epsilon	1e-6
No Clip Grad Norm	True
Warmup Proportion	0.1
weight_decay	0.01

Table 25: Model hyperparameter tuning details for stage-2 fine-tuning on ReClor and LogiQA.