

GPT Paternity Test: GPT Generated Text Detection with GPT Genetic Inheritance

Xiao Yu^{1†}, Yang Qi^{1†}, Kejiang Chen^{1*}, Guoqiang Chen¹
Xi Yang¹, Pengyuan Zhu², Weiming Zhang¹, Nenghai Yu¹

[†]equal contribution

¹University of Science and Technology of China

²Hefei High-dimensional Data Technology

qya7ya@mail.ustc.edu.cn, {chenkj, zhangwm, ynh}@ustc.edu.cn
zhupengyuan@hddata.cn

Abstract

Large Language Models (LLMs) can generate texts that carry the risk of various misuses, including plagiarism, planting fake reviews on e-commerce platforms, or creating fake social media postings that can sway election results. Detecting whether a text is machine-generated has thus become increasingly important. While machine-learning-based detection strategies exhibit superior performance, they often lack generalizability, limiting their practicality. In this work, we introduce **GPT Paternity Test (GPT-Pat)**, which reliably detects machine-generated text across varied datasets. Given a text under scrutiny, we leverage ChatGPT to generate a corresponding question and provide a re-answer to the question. By comparing the similarity between the original text and the generated re-answered text, it can be determined whether the text is machine-generated. GPT-Pat consists of a Siamese network to compute the similarity between the original text and the generated re-answered text and a binary classifier. Our method achieved an average accuracy of **94.57%** on four generalization test sets, surpassing the state-of-the-art RoBERTa-based method by **12.34%**. The accuracy drop of our method is only about half of that of the RoBERTa-based method when it is attacked by re-translation and polishing.

1 Introduction

Large language models (LLMs) are neural networks that consist of hundreds of billions (or even more) of parameters. Prominent examples of LLMs include GPT-3 [4], PaLM [6], ChatGPT², and LLaMA [31]. These models are trained using extensive text data, allowing them to generate human-like responses and exhibit advanced language capabilities to understand natural language and solve complex tasks via text generation. LLMs such as ChatGPT can convincingly answer complex questions about science, mathematics, historical and current events, and social trends. ChatGPT has attracted the attention of millions of people, making it the fastest-growing app of all time [15]. It has made significant advances in the field of natural language processing and can proficiently generate text for tasks such as writing emails, news reports, and academic papers.

However, if placed in wrong hands, ChatGPT can undoubtedly serve as a "weapon of mass deception" [29]. It is undeniable that this tool has the potential to become the most powerful means of spreading misinformation ever witnessed on the Internet. With ChatGPT, fabricating false narratives can be accomplished on a massive scale and with alarming frequency, akin to AI agents actively contributing

*Corresponding author.

²Launched by OpenAI in November 2022. <https://chat.openai.com/chat>

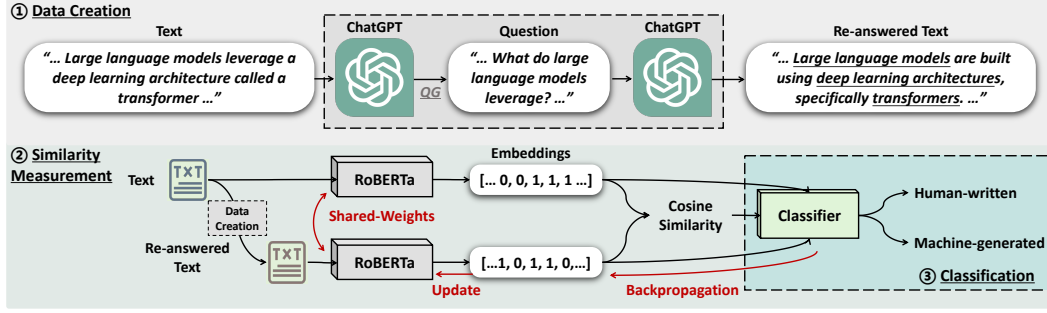


Figure 1: An illustration of GPT-Pat. We send the text to be detected to a large language model of ChatGPT, generate a **question** and feed it into the model to generate a corresponding **re-answered text**. Compare the similarity between the original text and the re-answered text for machine-generated text detection. If the similarity is high, the text to be detected is likely to be machine-generated text.

to disinformation [11]. Extensive research in the field indicates that ChatGPT demonstrates a bias toward certain values [18], which must be taken into consideration. Additionally, the formidable writing capabilities of ChatGPT pose a significant threat to democracy, as they enable the creation of automated bots on online social networks that can manipulate people’s political choices during election campaigns [11, 30]. Furthermore, the adoption of ChatGPT by students in educational institutions has led to instances of academic dishonesty, with essays and assignments being generated through its use, as reported by various news sources [19, 26].

Text produced by LLMs such as ChatGPT often bears a striking resemblance to text written by humans, exhibiting similarities in style, grammar, and coherence. As a result, humans only marginally outperform chance when attempting to classify machine-generated text versus human-written text. Consequently, researchers have developed more precise automated detection methods to address this challenge. Specifically, two categories of methods have been considered: metric-based methods [10, 12, 20, 30] and model-based methods [12, 30]. Metric-based methods rely on metrics such as perplexity and log probability, while model-based methods involve training a classification model using corpora consisting of both machine-generated and human-written text. In general, the latter category of methods demonstrates superior detection capabilities [14].

Despite the achievements made by existing methods, detecting machine-generated text in more intricate scenarios remains a significant challenge. One such challenge arises from the complexity of text content in real-world detection scenarios. Existing methods necessitate the collection of extensive machine-generated and human-written text corpora for training purposes. However, machine-learning-based classifiers are susceptible to overfitting, thereby impacting their actual detection performance.

Another challenge lies in effectively addressing user perturbations. To evade detection, users are prone to employing various techniques, including multiple translations and artificial modifications on machine-generated text. It has been observed that existing detection methods struggle to perform well in the face of such attacks.

To address these challenges, this paper aims to propose a more comprehensive detection method. Due to LLMs lack the lived experiences and contextual knowledge that humans possess, and are limited to generating content based on the patterns found in their training data, we put forward a simple hypothesis: when similar questions are posed to a large language model, the model’s output will also be similar. We define this characteristic as the *genetic inheritance* of LLMs, signifying that everything the model generates is derived from its training data. We utilize the genetic inheritance of LLMs to develop a novel detection method, which we have aptly named the **GPT Paternity Test (GPT-Pat)**. In this method, we employ ChatGPT itself to summarize the text under scrutiny, presenting it as an answer to a specific question. Subsequently, we instruct ChatGPT to generate an answer to this question. By comparing the similarity between the original text and the re-answered text, we can determine whether the text is machine-generated. We hypothesize that if the text to be detected is generated by ChatGPT, the re-answered text will exhibit higher similarity to the original text. Conversely, if the text under examination is human-written, the similarity score will be lower. Our proposed method involves leveraging a Siamese network model to assess the similarity between

the original and generated text, facilitating the detection of machine-generated content. See Figure 1 for an overview of GPT-Pat.

Our **main contributions** are: (1) We present a novel method to detect machine-generated text by introducing the concept of genetic inheritance. This concept leverages ChatGPT’s ability to detect itself in part by generating questions and re-answering; (2) We experiment in more realistic and complex environments. Our method achieves the state-of-the-art performance to date and improves the average accuracy by at least 12.34% over existing methods in detecting out-of-domain data; (3) We consider human-machine collaboration in real-world scenarios where users usually make secondary adjustments, our method also exhibits good robustness against attacks.

2 Related Work

Several methods have been developed for detecting machine-generated text in the context of large language models (LLMs). In this paper, we focus on two metric-based detection methods, including Perplexity and DetectGPT, and a model-based detection methods that employ a fine-tuned RoBERTa model as a classifier.

Metric-based Detection. Perplexity (PPL) is a widely used metric for assessing the performance of large language models (LLMs) [5]. It is calculated as the exponential of the negative average log-likelihood of the text given the LLM. In general, machine-generated text produced by LLMs tends to have lower perplexity values than human-written text [12].

Mitchell et al. [20] introduced DetectGPT, a method that examines the fluctuations in the log probability function of a language model when minor perturbations are introduced to the original text. The fundamental idea behind this method posits that machine-generated text generated by LLMs often resides within a local optimum of the model’s log probability function.

Model-based Detection. Model-based methods leverage statistical models to extract patterns and features from annotated data. A commonly employed approach involves training a binary classifier capable of distinguishing between generated and human-written text. Guo et al. [12] collected paired human-written text and ChatGPT-generated text, creating the HC3 dataset. They then fine-tuned a RoBERTa model using this dataset to construct a text detector. Additionally, they proposed a novel training strategy that incorporates question-answer text pairs to jointly fine-tune the RoBERTa model.

3 Method

3.1 Motivation

Traditional machine-generated text detection methods have primarily relied on data-driven binary classification, which involves training detectors using available data. However, this approach is susceptible to overfitting and relies heavily on the quality and availability of training data. Alternatively, optimization-based exploration methods require knowledge of intermediate model outputs or the use of fully controllable generative models, which are often impractical in real-world applications.

To address these limitations, our research aims to investigate and analyze the underlying principles of machine-generated text generation. By uncovering the distinctions between machine-generated and human-written texts, we seek to uncover novel detection ideas that can enhance the effectiveness of detection methods.

3.2 GPT Genetic Inheritance

After conducting a thorough examination of popular language models, we have observed remarkable advantages in fine-tuned large language models that employ carefully engineered text prompts. These models operate in accordance with the instruction fine-tuning approach, similar to InstructGPT [24], where they respond to user-provided instructions or prompts. In most cases, the user’s instruction can be seen as a question posed to the large language model (e.g., ChatGPT), and the text generated by ChatGPT can be considered the model’s response or answer to that question. In the rest of this paper, we use GPT or ChatGPT to refer to all large language models with similar capabilities and no longer

Table 1: We use prompts to obtain questions and answers from ChatGPT. <TEXT> represents the text to be detected, and <QUESTION> is the summary of the text to be detected by ChatGPT, that is, the output of calling ChatGPT in the first step. len is the length of the text to be detected. The prompts are adopted from [1]

Task	Prompt
QG	I want you to play the role of the questioner. I will type an answer in English, and you will ask me a question based on the answer in the same language. Don't write any explanations or other text, just give me the question. <TEXT>
Response	<QUESTION> Answer in len words or less.

distinguish between the concepts of GPT-generated text, LLM-generated text, and machine-generated text.

Based on our analysis of ChatGPT's training process and user interactions, we propose a hypothesis: when ChatGPT consistently produces answers to similar questions, generated texts (i.e., ChatGPT's responses to these questions) exhibit high similarity. In simpler terms, the language model's output is a rearrangement of the content found in its training corpus. Therefore, when repeatedly answering a question, the language model's response will be constrained by the information within its training corpus, resulting in limited deviations. We refer to this characteristic as the "genetic inheritance" of GPT-generated text. We present a more formal statement of our hypothesis in Hypothesis 3.1.

Hypothesis 3.1 (GPT Genetic Inheritance.) *Let $\mathcal{T} = \{T_1, T_2, \dots\}$ be a set of texts aiming to answer a set of questions $\mathcal{Q} = \{Q_1, Q_2, \dots\}$. Let $\mathcal{T}' = \{T'_1, T'_2, \dots\}$ be GPT-generated answers corresponding to another set of questions $\mathcal{Q}' = \{Q'_1, Q'_2, \dots\}$. If \mathcal{T} belongs to GPT-generated text, $\mathcal{T}' \rightarrow \mathcal{T}$ when $\mathcal{Q}' \rightarrow \mathcal{Q}$.*

$A \rightarrow B$ refers to text A tends toward text B in content and meaning. This hypothesis posits that the output of ChatGPT is predictable, implying that for questions that are highly similar, ChatGPT will produce correspondingly similar responses. Next, we aim to verify the presence of genetic inheritance in GPT-generated text.

Given a piece of text \mathcal{T} that is suspected to be machine-generated, we want to obtain its corresponding set of questions \mathcal{Q} . We posit that all texts to be tested can be viewed, in a broader sense, as answers to certain questions, even if those questions were not explicitly stated during the text's production (whether written by humans or generated by machines). We can employ a method to recover these questions, which aligns with the task of question generation (QG) [8, 9, 17]. QG involves generating natural-sounding questions based on given sentences or paragraphs. The QG task can be defined as finding $\bar{\mathbf{q}}$, such that:

$$\bar{\mathbf{q}} = \arg \max_{\mathbf{q}} P(\mathbf{q}|\mathbf{t}), \quad (1)$$

where $P(\mathbf{q}|\mathbf{t})$ is the conditional log-likelihood of the predicted question sequence \mathbf{q} , given the input \mathbf{t} .

We notice that ChatGPT performs exceptionally well in the QG task. Specifically, we obtain human-written or ChatGPT-generated answers $\mathcal{T}^{H/C}$ from the HC3 dataset [12] and input them into ChatGPT, enabling the model to generate the corresponding questions $\mathcal{Q}^{H/C}$. By comparing $\mathcal{Q}^{H/C}$ generated by ChatGPT with the original \mathcal{Q} in the dataset, we observed a significant level of similarity.

Next, we re-enter ChatGPT-generated questions $\mathcal{Q}^{H/C}$ into ChatGPT and obtain the re-answered texts $\mathcal{T}'^{H/C}$. After this process, we obtain a pair of texts consisting of the original text $\mathcal{T}^{H/C}$ and its corresponding re-answered text $\mathcal{T}'^{H/C}$. The prompts we use to query ChatGPT are shown in Table 1. We show an example of original question \mathcal{Q} , original answer $\mathcal{T}^{H/C}$, generated question $\mathcal{Q}^{H/C}$ and generated re-answered text $\mathcal{T}'^{H/C}$ in Table 2.

Upon analysis, we observed that the re-answered text corresponding to machine-generated text exhibits a higher level of similarity to the original machine text in terms of structure and vocabulary, with more identical paragraphs. In contrast, the similarity between the re-answered text and the original human text is lower. This intuitive observation suggests that the re-answered text derived from the question generation-answering process demonstrates a relatively high similarity to the original machine-generated text, while the similarity to the original human text is comparatively low.

Table 2: Examples that illustrate the similarity between the original text and the re-answered text. H stands for human and C stands for ChatGPT. It is evident that the machine text and its re-answer text share a greater degree of similarity. We have shaded identical portions of the text in a faint shade of red or green.

Question	Please explain what is "Spatial index"?		
Original text (H)	A spatial index is a general-purpose database (usually a relational database) that has been enhanced to include spatial data that represents objects defined in a geometric space, along with tools for querying ...	Original text (C)	A spatial index is a data structure that is used to efficiently store and query data that represents objects defined in a geometric space. It is designed to support spatial queries, which are queries ...
Generated question (H)	What is a spatial database and what types of objects can it represent?	Generated question (C)	What is a spatial index and how is it used to efficiently store and query data that represents objects defined in a geometric space?
Re-answered text (H)	A spatial database is a database that is optimized to store and manage spatial data, which is data that has a geographic or spatial component. It is designed to handle data that is related to physical locations on the earth's surface ...	Re-answered text (C)	A spatial index is a data structure that is used to efficiently store and query data that represents objects defined in a geometric space. It is a type of index that is designed to handle spatial data, ...

Therefore, Hypothesis 3.1 can be further expressed as:

Hypothesis 3.2 (GPT Paternity Test) Let $\mathcal{T} = \{T_1, T_2, \dots\}$ be a set of texts, and $\mathcal{T}' = \{T'_1, T'_2, \dots\}$ be a set of their corresponding re-answered texts. Define $\sigma(\mathcal{T}, \mathcal{T}')$ as a function that computes the similarity between \mathcal{T} and \mathcal{T}' . For GPT-generated text \mathcal{T}^C , $\sigma(\mathcal{T}^C, \mathcal{T}'^C)$ tends toward a high similarity value. Conversely, for human-written text \mathcal{T}^H , $\sigma(\mathcal{T}^H, \mathcal{T}'^H)$ tends to result in a lower similarity value.

3.3 GPT Paternity Test

Paternity testing involves utilizing DNA profiles to determine whether an individual is the biological parent of another individual. This process becomes particularly crucial when the rights and responsibilities of a parent are in question and there is uncertainty regarding the paternity of a child. In this paper, we propose the GPT Paternity Test (GPT-Pat), aiming to leverage the genetic inheritance of GPT as previously discussed to address the fundamental question: "Who is the author of a specific piece of text? Is it a human or a machine?" The GPT-Pat framework, outlined in Figure 1, can be divided into three main components based on the learning pipeline: (1) data creation, (2) similarity measurement, and (3) classification.

Data Creation. Data creation aims to obtain the re-answered text corresponding to the text to be tested according to the process of summarizing and re-answering in Algorithm 1.

Algorithm 1 Data Creation

Require: text \mathcal{T} , prompts $\mathcal{P} = \{p_{\text{summary}}, p_{\text{response}}\}$

Ensure: re_answered_text \mathcal{T}'

- 1: question $\mathcal{Q}' \leftarrow P_{\text{ChatGPT}}(\mathcal{Q}' | \mathcal{T}; p_{\text{summary}})$ // question generation
 - 2: re_answered_text $\mathcal{T}' \leftarrow P_{\text{ChatGPT}}(\mathcal{T}' | \mathcal{Q}'; p_{\text{response}})$ // response to the generated question
 - 3: **return** re_answered_text \mathcal{T}'
-

Similarity Measurement. In our preliminary experiments, we observed that the re-answered text generated by ChatGPT was more similar to the original answer of the same question compared to the human-written answer. Here, we consider calculating the similarity at the high-dimensional feature level to better capture the similarity of sentences.

To address this, we employed a Siamese network structure to measure the similarity between texts. We selected a pre-trained language model as the backbone network to convert texts into semantic embeddings. A Siamese network is an artificial neural network that simultaneously processes two different input tensors using the same weights, producing comparable output tensors.

In our Siamese network, the original text and the re-answered text are used as inputs for the two branches of the network. The output consists of two corresponding semantic embeddings. Based on these embeddings, we calculate the cosine similarity value, which can be expressed as follows:

$$\sigma(\mathcal{T}, \mathcal{T}') = \cos(\mathbf{e}(\mathcal{T}), \mathbf{e}(\mathcal{T}')) = \frac{\mathbf{e}(\mathcal{T}) \cdot \mathbf{e}(\mathcal{T}')}{\|\mathbf{e}(\mathcal{T})\| \|\mathbf{e}(\mathcal{T}')\|}, \quad (2)$$

where $\mathbf{e}(\mathcal{T})$ and $\mathbf{e}(\mathcal{T}')$ represent the two semantic embeddings of \mathcal{T} obtained through the Siamese network.

Classification. Both the embeddings and the cosine similarity value are fed into a classifier denoted as ϕ , which primarily consists of fully connected layers for classification. The prediction probabilities pre of \mathcal{T} being machine-generated text can be computed as:

$$pre(\mathcal{T}) = \phi(\mathbf{e}(\mathcal{T}), \mathbf{e}(\mathcal{T}'), \sigma(\mathcal{T}, \mathcal{T}')). \quad (3)$$

Please note that in addition to feeding the calculated similarity into the classifier, we have also included the semantic embeddings. This decision is based on the implication that the absolute value of similarity between a text and its corresponding re-answered text may vary across topics. By incorporating high-dimensional features represented by semantic embeddings, we can enhance the adaptability of the classifiers to handle a wide range of topics effectively.

Our loss function denoted as \mathcal{L} comes from the loss between text label $y(\mathcal{T})$ and the prediction result $pre(\mathcal{T})$. We utilize the cross-entropy loss function to compute \mathcal{L} :

$$\mathcal{L} = -y \log(pre) + (1 - y) \log(1 - pre). \quad (4)$$

With the well-trained Siamese network and the classifier, users can perform the paternity test on any piece of text to identify whether it is a machine-generated text.

4 Experiment

In this section, we first introduce the datasets and evaluation metrics that we use in Sec. 4.1 and details of our experiments in Sec. 4.2. Then we validate the effectiveness of our proposed GPT-Pat in Sec. 4.3, which is followed by an ablation study in Sec. 4.4. Finally, in Sec. 4.5, some attacks are conducted to evaluate the robustness of GPT-Pat.

4.1 Datasets and Evaluation

In this paper, we leverage 5 datasets, one for training and testing, and the other four for evaluating the generalization ability of various methods.

- **HC3 [12].** The HC3 dataset consists of questions and their corresponding human/ChatGPT answers. Most of the human-written data come from the publicly available Question-Answering (QA) datasets, others are collected from Wikipedia³ as the human experts' answers to questions such as "Please explain what is <concept>?" ChatGPT answers are collected by inputting the questions into ChatGPT.
- **Wiki.** We selected some entries from Wikipedia that do not overlap with the data in HC3 to evaluate the performance of different detection methods on data similar to the training dataset.
- **CCNews [13].** We selected some data from CCNews dataset to construct human/ChatGPT news pairs. ChatGPT news is generated according to the prompt "Heading <title> and beginning with <desc>, follow up a press release", where <title> comes from the original dataset, and <desc> is intercepted from the first 20% of human text.

³<https://www.wikipedia.org/>

- **CovidCM [21]**. We picked the community split from CovidQA dataset, which is a collection of COVID-19 Q&A pairs from 15 English news websites across 4 continents. ChatGPT answers are obtained by inputting the questions into ChatGPT.
- **ACLabs**. We selected some Association for Computational Linguistics (ACL) scientific paper data from SUMMAC ⁴. For the human-written data, we use the original ABSTRACT data. To generate ChatGPT responses, we use the following prompt: "Please write an abstract with the title <title> for the research paper," where <title> is obtained from the original dataset.

Both human answers and ChatGPT answers may contain some obvious indicating words that may influence the effectiveness of models [12]. Therefore, we conduct data cleaning on all data in the aforementioned datasets, removing indicating words corresponding to human-written and machine-generated text. Our evaluation metrics include accuracy, precision and F1-score. The machine-generated texts are used as positive samples, and the human-written texts are used as negative samples.

4.2 Implementation Details.

To be fairly comparable with other methods, we conduct the following training and testing settings. Unless otherwise noted, the settings are the same for all experiments. We implemented our proposed GPT-Pat using PyTorch [25]. To access ChatGPT, we utilize the OpenAI API and specifically employed the gpt-3.5-turbo [23] model for making requests, utilizing the prompts listed in Table 1 to generate questions and re-answered texts. We set the sampling temperature to 0.2, for lower temperature results in more focused and deterministic output, as suggested in the official documentation [22]. We create a new conversation with ChatGPT for each query to avoid being affected by the chat history. For measuring similarity, we use xlm-roberta-base [7] as the initial weights for our Siamese network. We set batch size to 32 and employ the Adam [16] optimizer with an initial learning rate of 5e-5. We train the GPT-Pat model on HC3. The ratio for splitting the training, validation, and test sets is 7:1.5:1.5. The model was trained for 5000 steps on the training set, and the best model was selected based on its performance on the validation set.

For PPL-based method [12], we use gpt2-medium [27] model to compute the perplexity and burstiness of texts. We retrain a classification threshold for it on the training split of HC3. DetectGPT is a zero-shot machine-generated text detection method based on the white-box assumption, which does not require training. To compare its performance, we follow the setting of MGTBench [14], utilizing gpt2-medium and t5-large [28] as its base model and mask-filling model, respectively. For RoBERTa-based classifier, we use a pre-existing Hello-SimpleAI/chatgpt-detector-roberta [12] weights that were well trained on the HC3 dataset.

All experiments are conducted on a workstation equipped with 4 NVIDIA A6000 GPU cards.

4.3 Performance

Table 3: The accuracy, precision and F1-score performance of our detection method and others on various datasets. P, D, R, and G stand for PPL [5] classifier, DetectGPT [20], RoBERTa-based classifier [12], and GPT-Pat, respectively. The length of these five datasets are 8838, 5166, 650 and 295, respectively.

Dataset	Accuracy				Precision				F1-score			
	P	D	R	G	P	D	R	G	P	D	R	G
HC3	0.9344	0.8140	0.9943	0.9989	0.9519	0.8036	0.9936	0.9984	0.9341	0.8171	0.9944	0.9989
Wiki	0.8547	0.7155	0.8843	0.9532	0.8721	0.7181	0.8152	0.9348	0.8512	0.7138	0.8958	0.9541
CCNews	0.7156	0.7650	0.7011	0.9337	0.6825	0.7477	0.6304	0.9670	0.7393	0.7729	0.7648	0.9313
CovidCM	0.8353	0.7192	0.9676	0.9676	0.8758	0.7286	0.9634	0.9903	0.8260	0.7133	0.9678	0.9669
ACLabs	0.7050	0.8859	0.8745	0.8983	0.9692	0.9000	1.0000	1.0000	0.5915	0.8839	0.8571	0.8872

Comparisons on HC3. We compare GPT-Pat with other methods on the test split of HC3 dataset and show the accuracy, precision and F1-score in Table 3. All methods except DetectGPT are trained

⁴https://www-nlpir.nist.gov/related_projects/tipster_summac/cmp_lg.html

on HC3, so these results can well reflect the detection performance of various detection methods on the same type of text. The best performer among the compared methods is the RoBERTa classifier, achieving a capability very close to that of our method. As the model-based method is trained on a corpus containing pairings of human-written and ChatGPT-generated texts, it should learn the subtle differences between human texts and ChatGPT texts, resulting in improved performance. It can be observed that our GPT-Pat outperforms the RoBERTa classifier in terms of detection performance across all three metrics.

Comparisons on other datasets. We present the accuracy, precision, and F1-score of the compared methods on additional generalization test datasets in Table 3. Our method demonstrates significantly superior performance compared to other methods in these experiments. For instance, GPT-Pat achieves F1-scores of 0.9541 and 0.9313 on the Wiki and CCNews datasets, respectively, whereas RoBERTa only achieves F1-scores of 0.8958 and 0.7648. On all the data of these four general test data sets, the average accuracy of GPT-Pat is as high as 0.9457, which is 12.34% higher than the average accuracy of 0.8223 of the second-ranked RoBERTa. These results indicate that GPT-Pat is more suitable for practical applications where the source of the text to be detected is unknown and the topics are diverse.

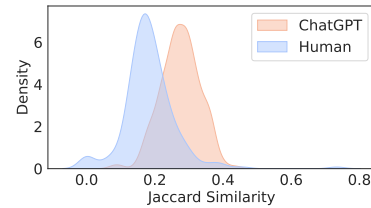
On the other hand, we observe that our method exhibits a more pronounced advantage when using precision as the evaluation metric. For example, GPT-Pat achieves precise detection with a precision rate of 0.9670 on the CCNews dataset, whereas other methods can only achieve precision rates of no more than 0.7477. In other words, our method is less prone to misclassify human-written text as machine-generated text, a common issue in other methods. This is a significant advantage as misclassification can severely undermine the credibility of the detector in practical scenarios. If too many human-written texts are flagged as machine-generated texts, it can result in a decline in user trust towards machine-generated text detectors. Users may begin disregarding alerts, even if some of them are genuine, due to becoming accustomed to receiving false alerts.

This advantage can be attributed to the significant variations in writing styles among different human authors. It becomes challenging for human-written texts in other datasets to fully align with the features learned by the detector during training. GPT-Pat, on the other hand, learns the similarity between the text to be detected and its corresponding re-answered text. As long as the text does not exhibit the heritability of machine-generated text, it can be correctly classified as human-written text.

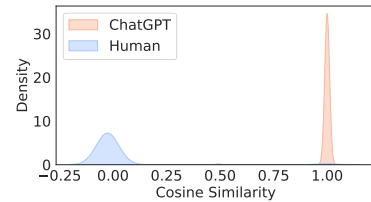
4.4 Ablation Studies

We conduct ablation studies that investigate whether the Siamese network is effective and how to choose the backbone network.

Effect of Architecture. We compared four structures for similarity calculation and classification in this study. Firstly, we use the Traditional method to compute the Jaccard Similarity between the text and its re-answered text and choose an optimal classification Threshold (TST). Secondly, we employ a Siamese network to generate embeddings for cosine Similarity calculation and Threshold Classification (short for SST). Thirdly, we utilized a Fully Connected layer to classify the embeddings computed by the Siamese network (SFC). Lastly, we combined the Similarity measure and the embeddings and applied a Fully connected layer for classification (SSF). We present in Figure 2 the distribution of Jaccard similarity computed by traditional method in TST and cosine similarity between the semantic embeddings of human-written or machine-generated texts and their corresponding re-answered texts, as computed by the trained Siamese network. It can be observed that there is a more significant difference in the cosine similarity distribution of embeddings than Jaccard similarity computed between texts, which allows for more clear distinction between the majority of human and machine texts. Moreover, considering the the high-dimensional semantic information of the text



(a) Jaccard similarity between texts



(b) Cosine similarity between embeddings

Figure 2: Distributions of different similarity measurement on both human and ChatGPT text.

Table 4: Accuracy of different classifier architectures on various datasets.

Dataset	Architecture			
	TST	SST	SFC	SSF
HC3	0.7977	0.9873	0.9987	0.9989
Wiki	0.7669	0.8697	0.9237	0.9532
CCNews	0.6916	0.7880	0.9351	0.9337
CovidCM	0.8000	0.9538	0.9584	0.9676
ACLabs	0.6542	0.9527	0.9322	0.8983

when measuring the similarity, the detection method can have a better adaptive ability. As shown in Table 4, the structure that classifies both embeddings and similarity with a fully connected layer performed the best, which is what we selected as the structure for our GPT-Pat.

4.5 Adaptive Attacks

To better understand of how GPT-Pat performs in real-world scenarios, we evaluate our detection method using two common text modification methods, namely **Machine Re-translation** and **Partial Text Polishing** (hybrid human-machine). Machine re-translation is a process where a piece of text is translated from one language to another and then back to the original language using machine translation. This process can sometimes introduce subtle changes and errors in the text, which can be challenging for a detection model to handle. In partial text polishing experiment, we use ChatGPT to partially polish the human-written texts, and for ChatGPT-generated text, we adopt a watermarking algorithm [32] which synonymously replaces words in sentences with a probability to simulate partial modification of human. This can be even more challenging for a detection model, as the text will be a mix of human-written and machine-generated content. We present the accuracy under these attacks of our GPT-Pat with other compared methods in Table 5. It can be seen that under these two attacks, the accuracy degradation of GPT-Pat is less than that of the RoBERTa classifier, indicating that our method is more robust in the actual environment.

Table 5: The accuracy performance under adaptive attacks of GPT-Pat and RoBERTa-based classifier [12]. In Re-translation experiment, English texts are translated into Chinese and then translated back to English using Baidu Translation [2] and DeepL [3] API. In polishing experiments, only the first sentence of each text was modified.

Attack Method		Detection Method	
		GPT-Pat	RoBERTa
Re-translation (Baidu)	before	1.0	0.9962
	after	0.8520	0.6928
	drop rate	0.1480	0.3034
Re-translation (DeepL)	before	1.0	0.9979
	after	0.8472	0.7320
	drop rate	0.1528	0.2659
Polishing	before	0.9986	0.9959
	after	0.9879	0.9600
	drop rate	0.0107	0.0359

5 Conclusion and Limitation

In this paper, we propose a method for detecting machine-generated text using genetic inheritance of large language models (LLMs) such as GPT, which we refer to as GPT Paternity Test (GPT-Pat). GPT-Pat is based on a key hypothesis that LLMs tend to provide similar answers for similar questions. We designed a question generation and response process for ChatGPT, where the model generates a re-answered text corresponding to the input text. By comparing the similarity between the input text and the generated re-answered text, we can perform text detection, similar to the process of human paternity testing using DNA. Through evaluation on the HC3 and other generalized testing datasets,

GPT-Pat demonstrates state-of-the-art detection performance and excels in robustness. One limitation of our method is that it requires querying ChatGPT during both training and testing, which results in perceptible time delays for users and incurs certain costs with each query. How to efficiently generate questions and re-answers corresponding to texts to be detected is to be studied in the future.

References

- [1] Awesome ChatGPT Prompts. <https://huggingface.co/datasets/fka/awesome-chatgpt-prompts>.
- [2] Baidu Generic Text Translation API. <https://fanyi-api.baidu.com/>.
- [3] DeepL API. <https://www.deepl.com/en/docs-api/>.
- [4] Tom Brown, Benjamin Mann, Nick Ryder, Melanie Subbiah, Jared D Kaplan, Prafulla Dhariwal, Arvind Neelakantan, Pranav Shyam, Girish Sastry, Amanda Askell, et al. Language models are few-shot learners. *Advances in neural information processing systems*, 33:1877–1901, 2020.
- [5] Stanley F Chen, Douglas Beeferman, and Roni Rosenfeld. Evaluation metrics for language models. 1998.
- [6] Aakanksha Chowdhery, Sharan Narang, Jacob Devlin, Maarten Bosma, Gaurav Mishra, Adam Roberts, Paul Barham, Hyung Won Chung, Charles Sutton, Sebastian Gehrmann, et al. Palm: Scaling language modeling with pathways. *arXiv preprint arXiv:2204.02311*, 2022.
- [7] Alexis Conneau, Kartikay Khandelwal, Naman Goyal, Vishrav Chaudhary, Guillaume Wenzek, Francisco Guzmán, Edouard Grave, Myle Ott, Luke Zettlemoyer, and Veselin Stoyanov. Unsupervised cross-lingual representation learning at scale. *CoRR*, abs/1911.02116, 2019.
- [8] Xinya Du, Junru Shao, and Claire Cardie. Learning to ask: Neural question generation for reading comprehension. *arXiv preprint arXiv:1705.00106*, 2017.
- [9] Nan Duan, Duyu Tang, Peng Chen, and Ming Zhou. Question generation for question answering. In *Proceedings of the 2017 conference on empirical methods in natural language processing*, pages 866–874, 2017.
- [10] Sebastian Gehrmann, Hendrik Strobelt, and Alexander M Rush. Gltr: Statistical detection and visualization of generated text. In *Annual Meeting of the Association for Computational Linguistics*. Association for Computational Linguistics (ACL), 2019.
- [11] Josh A Goldstein, Girish Sastry, Micah Musser, Renee DiResta, Matthew Gentzel, and Katerina Sedova. Generative language models and automated influence operations: Emerging threats and potential mitigations. *arXiv preprint arXiv:2301.04246*, 2023.
- [12] Biyang Guo, Xin Zhang, Ziyuan Wang, Minqi Jiang, Jinran Nie, Yuxuan Ding, Jianwei Yue, and Yupeng Wu. How close is chatgpt to human experts? comparison corpus, evaluation, and detection. *arXiv preprint arXiv:2301.07597*, 2023.
- [13] Felix Hamborg, Norman Meuschke, Corinna Breiteringer, and Bela Gipp. news-please: A generic news crawler and extractor. In *Proceedings of the 15th International Symposium of Information Science*, pages 218–223, March 2017.
- [14] Xinlei He, Xinyue Shen, Zeyuan Chen, Michael Backes, and Yang Zhang. Mgtbench: Benchmarking machine-generated text detection. *arXiv preprint arXiv:2303.14822*, 2023.
- [15] Last Week in AI. Last week in ai #205: How ai is going modular, growing legal cases against generative ai, tools to detect ai-generated text, and more, 2023. Retrieved from <https://lastweekin.ai/p/205>. Accessed on March 1, 2023.
- [16] Diederik P Kingma and Jimmy Ba. Adam: A method for stochastic optimization. *arXiv preprint arXiv:1412.6980*, 2014.
- [17] Ghader Kurdi, Jared Leo, Bijan Parsia, Uli Sattler, and Salam Al-Emari. A systematic review of automatic question generation for educational purposes. *International Journal of Artificial Intelligence in Education*, 30:121–204, 2020.
- [18] Gary Marcus. Inside the heart of chatgpt’s darkness., 2023. Retrieved from <https://garymarcus.substack.com/p/inside-the-heart-of-chatgpts-darkness>. Accessed on February 25, 2023.

- [19] Alex Mitchell. Professor catches student cheating with chatgptl: 'i feel abject terror', 2022. Retrieved from <https://nypost.com/2022/12/26/students-using-chatgpt-to-cheat-professor-warns/>. Accessed on February 17, 2023.
- [20] Eric Mitchell, Yoonho Lee, Alexander Khazatsky, Christopher D Manning, and Chelsea Finn. Detectgpt: Zero-shot machine-generated text detection using probability curvature. *arXiv preprint arXiv:2301.11305*, 2023.
- [21] Timo Möller, Anthony Reina, Raghavan Jayakumar, and Malte Pietsch. Covid-qa: A question answering dataset for covid-19. In *Proceedings of the 1st Workshop on NLP for COVID-19 at ACL 2020*, 2020.
- [22] OpenAI. Document of api reference, 2023. Retrieved from <https://platform.openai.com/docs/api-reference/chat/create#chat/create-temperature>. Accessed on April 1, 2023.
- [23] OpenAI. Document of models, 2023. Retrieved from <https://platform.openai.com/docs/models/gpt-3-5>. Accessed on April 1, 2023.
- [24] Long Ouyang, Jeffrey Wu, Xu Jiang, Diogo Almeida, Carroll Wainwright, Pamela Mishkin, Chong Zhang, Sandhini Agarwal, Katarina Slama, Alex Ray, et al. Training language models to follow instructions with human feedback. *Advances in Neural Information Processing Systems*, 35:27730–27744, 2022.
- [25] Adam Paszke, Sam Gross, Francisco Massa, Adam Lerer, James Bradbury, Gregory Chanan, Trevor Killeen, Zeming Lin, Natalia Gimelshein, Luca Antiga, et al. Pytorch: An imperative style, high-performance deep learning library. *Advances in neural information processing systems*, 32, 2019.
- [26] Mary Louise Kelly Patrick Wood. 'everybody is cheating': Why this teacher has adopted an open chatgpt policy, 2023. Retrieved from <https://www.npr.org/2023/01/26/1151499213/chatgpt-ai-education-cheating-classroom-wharton-school>. Accessed on January 26, 2023.
- [27] Alec Radford, Jeffrey Wu, Rewon Child, David Luan, Dario Amodei, Ilya Sutskever, et al. Language models are unsupervised multitask learners. *OpenAI blog*, 1(8):9, 2019.
- [28] Colin Raffel, Noam Shazeer, Adam Roberts, Katherine Lee, Sharan Narang, Michael Matena, Yanqi Zhou, Wei Li, and Peter J. Liu. Exploring the limits of transfer learning with a unified text-to-text transformer. *Journal of Machine Learning Research*, 21(140):1–67, 2020.
- [29] Alejo Jose G Sison, Marco Tulio Daza, Roberto Gozalo-Brizuela, and Eduardo C Garrido-Merchán. Chatgpt: More than a weapon of mass deception, ethical challenges and responses from the human-centered artificial intelligence (hcai) perspective. *arXiv preprint arXiv:2304.11215*, 2023.
- [30] Irene Solaiman, Miles Brundage, Jack Clark, Amanda Askell, Ariel Herbert-Voss, Jeff Wu, Alec Radford, Gretchen Krueger, Jong Wook Kim, Sarah Kreps, et al. Release strategies and the social impacts of language models. *arXiv preprint arXiv:1908.09203*, 2019.
- [31] Hugo Touvron, Thibaut Lavril, Gautier Izacard, Xavier Martinet, Marie-Anne Lachaux, Timothée Lacroix, Baptiste Rozière, Naman Goyal, Eric Hambro, Faisal Azhar, et al. Llama: Open and efficient foundation language models. *arXiv preprint arXiv:2302.13971*, 2023.
- [32] Xi Yang, Jie Zhang, Kejiang Chen, Weiming Zhang, Zehua Ma, Feng Wang, and Nenghai Yu. Tracing text provenance via context-aware lexical substitution. In *Proceedings of the AAAI Conference on Artificial Intelligence*, volume 36, pages 11613–11621, 2022.