

Entropy and energy conservation for thermal atmospheric dynamics using mixed compatible finite elements

Kieran Ricardo^a, David Lee^{b,*}, Kenneth Duru^a

^a*Mathematical Sciences Institute, Australian National University, Canberra, Australia*

^b*Bureau of Meteorology, Melbourne, Australia*

Abstract

Atmospheric systems incorporating thermal dynamics must be stable with respect to both energy and entropy. While energy conservation can be enforced via the preservation of the skew-symmetric structure of the Hamiltonian form of the equations of motion, entropy conservation is typically derived as an additional invariant of the Hamiltonian system, and satisfied via the exact preservation of the chain rule. This is particularly challenging since the function spaces used to represent the thermodynamic variables in compatible finite element discretisations are typically discontinuous at element boundaries. In the present work we negate this problem by constructing our equations of motion via weighted averages of skew-symmetric formulations using both flux form and material form advection of thermodynamic variables, which allow for the necessary cancellations required to conserve entropy without the chain rule. We show that such formulations allow for the stable simulation of both the thermal shallow water and 3D compressible Euler equations on the sphere using mixed compatible finite elements without entropy damping.

Entropy stability is an essential feature of numerical schemes for the solution hyperbolic systems involving thermally forced dynamics. In recent years great advances have been made in the formulation of entropy stable schemes using finite difference [1], spectral element [2] and discontinuous Galerkin [3, 4] methods for the solution of hyperbolic systems, including the 3D compressible Euler equations used for the simulation of atmospheric dynamics [5]. These formulations are based on the preservation of the summation by parts property between gradient and divergence operators for flux form representations of these systems. In a separate line of research, a finite volume scheme for the rotating thermal shallow water equations has been developed using global integrals of the source terms in order to derive well balanced fluxes that preserve equilibrium solutions [6].

One draw back of these flux form energy and entropy conserving schemes is that they do not naturally conserve vorticity, as do vector invariant formulations using compatible finite element schemes [7–9]. More recently, an entropy stable discontinuous Galerkin formulation has been developed for the vector invariant thermal shallow water equations [10] which builds off previous work on the shallow water equations [11] to incorporate the properties of geostrophic balance and vorticity conservation, making this an appealing scheme for the simulation of atmospheric dynamics. In addition to the summation by parts property, this vector invariant formulation negates the need to preserve the chain rule in order to conserve entropy for the case of thermodynamic variables represented by discontinuous function spaces, for which the chain rule is not defined at element boundaries.

In the present work we extend this approach to the mixed finite element method, using compatible function spaces. Moreover we show that the negation of the chain rule can be derived via an averaging of two different skew-symmetric Hamiltonian formulations, one involving the material form transport of the thermodynamic variable, and the other using flux form transport. In doing so we show that thermal atmospheric systems including the thermal shallow water equations and the 3D compressible Euler equations can run stably without any entropy dissipation, as is typically required for the stable simulation of these systems. Note that in the present article we are referring specifically to a *mathematical* entropy, by which we mean a conserved moment that remains convex for all possible solutions due the presence of strictly positive eigenvalues for its Hessian matrix [1], and not a *physical* entropy, as may be derived from the functional derivatives of a thermodynamic potential [12].

*Corresponding author.

Email address: davelee2804@gmail.com (David Lee)

The remainder of this article proceeds as follows: In Section 1 we will introduce the thermal shallow water and 3D compressible Euler equations in continuous form, and well as their entropy functions. In Section 2 we describe discrete, mixed finite element formulations of these systems for which energy and entropy are conserved. We present these formulations first as an average of discrete skew-symmetric Hamiltonian systems, and secondly using a coupled approach using flux form transport only, which is similar to the approach previously derived for the discontinuous Galerkin method [10]. Results will be presented in Section 3, and finally we will discuss the conclusions from this work in Section 4.

1. Atmospheric systems with thermal dynamics

1.1. Thermal shallow water equations

The thermal shallow water equations may be considered as an extension of the shallow water equations for which the buoyancy, b is allowed to vary with respect to changes in density, ρ as $b = g\rho/\bar{\rho}$, where g is gravity and $\bar{\rho}$ is the mean density. If there is no variation in density, such that $\rho = \bar{\rho}$, then the original shallow water equations are recovered for a constant buoyancy. The Hamiltonian structure of the thermal shallow water equations has been studied in continuous form in [13, 14], and in a discrete mixed Galerkin variational form in [9]. These may be given for the velocity, \mathbf{u} , fluid depth, h and buoyancy b as

$$\frac{\partial \mathbf{u}}{\partial t} + q \times \mathbf{F} + \nabla \left(\frac{1}{2} \mathbf{u} \cdot \mathbf{u} + hb \right) - \frac{h}{2} \nabla b = 0 \quad (1a)$$

$$\frac{\partial h}{\partial t} + \nabla \cdot \mathbf{F} = 0 \quad (1b)$$

$$\frac{\partial b}{\partial t} + \frac{\nabla b}{h} \cdot \mathbf{F} = 0, \quad (1c)$$

where $\mathbf{F} = h\mathbf{u}$ is the mass flux and $q = (\nabla \times \mathbf{u} + f)/h$ is the potential vorticity (with f being the Coriolis term due to the earth's rotation). Combining (1b) and (1c) we may alternatively express the buoyancy transport as a flux form equation for the density weighted buoyancy $B = hb$ as

$$\frac{\partial B}{\partial t} + \nabla \cdot (b\mathbf{F}) = 0. \quad (2)$$

Both the material transport of b (1c) and flux form transport of B (2) support skew-symmetric Hamiltonian formulations of the thermal shallow water equations. For the material form we express the global energy over the domain Ω as

$$\mathcal{H}_m^{tsw} = \int \frac{1}{2} h \mathbf{u}^2 + \frac{1}{2} h^2 b d\Omega, \quad (3)$$

for which the variational derivatives are expressed as

$$\nabla \mathcal{H}_m^{tsw} = \begin{bmatrix} h\mathbf{u} \\ \frac{1}{2} \mathbf{u} \cdot \mathbf{u} + hb \\ \frac{1}{2} h^2 \end{bmatrix} = \begin{bmatrix} \mathbf{F} \\ \Phi^m \\ T^m \end{bmatrix}. \quad (4)$$

This leads to a skew-symmetric representation of the thermal shallow water equations as

$$\frac{\partial}{\partial t} \begin{bmatrix} \mathbf{u} \\ h \\ b \end{bmatrix} = - \begin{bmatrix} q \times & \nabla & -\frac{\nabla b}{h} \\ \nabla \cdot & 0 & 0 \\ \frac{\nabla b}{h} & 0 & 0 \end{bmatrix} \begin{bmatrix} \mathbf{F} \\ \Phi^m \\ T^m \end{bmatrix}. \quad (5)$$

Conversely, for the flux form, we have the global energy as

$$\mathcal{H}_f^{tsw} = \int \frac{1}{2} h \mathbf{u} \cdot \mathbf{u} + \frac{1}{2} h B d\Omega \quad (6)$$

with the corresponding variational derivatives as

$$\nabla \mathcal{H}_f^{tsw} = \begin{bmatrix} hu \\ \frac{1}{2} \mathbf{u} \cdot \mathbf{u} + \frac{1}{2} B \\ \frac{1}{2} h \end{bmatrix} = \begin{bmatrix} \mathbf{F} \\ \Phi^f \\ T^f \end{bmatrix}. \quad (7)$$

For which the skew-symmetric form of the thermal shallow water equations is expressed as

$$\frac{\partial}{\partial t} \begin{bmatrix} \mathbf{u} \\ h \\ B \end{bmatrix} = - \begin{bmatrix} q \times & \nabla & \frac{B}{h} \nabla \\ \nabla \cdot & 0 & 0 \\ \nabla \cdot (\frac{B}{h} \cdot) & 0 & 0 \end{bmatrix} \begin{bmatrix} \mathbf{F} \\ \Phi^f \\ T^f \end{bmatrix}. \quad (8)$$

For both (5) and (8) energy conservation arises from the skew-symmetric nature of the right hand side operator. In either case multiplying both sides by $(\nabla \mathcal{H}^{tsw})^\top$ leads to the expression

$$\begin{bmatrix} \frac{\delta \mathcal{H}^{tsw}}{\delta \mathbf{u}} & \frac{\delta \mathcal{H}^{tsw}}{\delta h} & \frac{\delta \mathcal{H}^{tsw}}{\delta a} \end{bmatrix} \begin{bmatrix} \frac{\partial \mathbf{u}}{\partial t} \\ \frac{\partial h}{\partial t} \\ \frac{\partial a}{\partial t} \end{bmatrix} = \frac{d\mathcal{H}^{tsw}}{dt} = 0 \quad (9)$$

for $a \in b, B$.

Additionally, both skew-symmetric operators have a null-space, which contains the variational derivatives of the additional invariants of the system. These include the mass, $\mathcal{M}^{tsw} = \int h d\Omega$, the vorticity, $\mathcal{W}^{tsw} = \int hq - fd\Omega$, the density weighted buoyancy, $\mathcal{B}^{tsw} = \int hbd\Omega$ [9], as well as the higher order moments of the buoyancy [13] such as the entropy $\mathcal{S}^{tsw} = \frac{1}{2} \int hb^2 d\Omega = \int \frac{B^2}{2h} d\Omega$. While the preservation of all of these quantities is dynamically important, we are principally concerned in the present study with the conservation of entropy, since this is known to have eigenvalues which are all ≥ 0 , which ensures the stability of thermal processes.

The variational derivatives of the entropy for the material form are given as $\nabla \mathcal{S}_m^{tsw} = [\mathbf{0}, \frac{1}{2}b^2, hb]^\top$, such that this is conserved as

$$\frac{d\mathcal{S}_m^{tsw}}{dt} = \begin{bmatrix} \mathbf{0} & \frac{1}{2}b^2 & hb \end{bmatrix} \begin{bmatrix} \frac{\partial \mathbf{u}}{\partial t} \\ \frac{\partial h}{\partial t} \\ \frac{\partial a}{\partial t} \end{bmatrix} = - \begin{bmatrix} \mathbf{0} & \frac{1}{2}b^2 & hb \end{bmatrix} \begin{bmatrix} q \times & \nabla & -\frac{\nabla b}{h} \\ \nabla \cdot & 0 & 0 \\ \frac{\nabla b}{h} & 0 & 0 \end{bmatrix} \begin{bmatrix} \mathbf{F} \\ \Phi^m \\ T^m \end{bmatrix} = - \begin{bmatrix} \frac{1}{2} \nabla b^2 - b \nabla b & 0 & 0 \end{bmatrix} \begin{bmatrix} \mathbf{F} \\ \Phi^m \\ T^m \end{bmatrix} = 0. \quad (10)$$

Similarly for the flux form, the variational derivatives for the corresponding entropy are given as $\nabla \mathcal{S}_f^{tsw} = [\mathbf{0}, \frac{-B^2}{2h^2}, \frac{B}{h}]^\top$, for which the entropy is conserved as

$$\frac{d\mathcal{S}_f^{tsw}}{dt} = \begin{bmatrix} \mathbf{0} & -\frac{B^2}{2h^2} & \frac{B}{h} \end{bmatrix} \begin{bmatrix} \frac{\partial \mathbf{u}}{\partial t} \\ \frac{\partial h}{\partial t} \\ \frac{\partial a}{\partial t} \end{bmatrix} = - \begin{bmatrix} \mathbf{0} & -\frac{B^2}{2h^2} & \frac{B}{h} \end{bmatrix} \begin{bmatrix} q \times & \nabla & \frac{B}{h} \nabla \\ \nabla \cdot & 0 & 0 \\ \nabla \cdot (\frac{B}{h} \cdot) & 0 & 0 \end{bmatrix} \begin{bmatrix} \mathbf{F} \\ \Phi^f \\ T^f \end{bmatrix} = - \begin{bmatrix} -\frac{1}{2} \nabla (\frac{B^2}{h^2}) + \frac{B}{h} \nabla (\frac{B}{h}) & 0 & 0 \end{bmatrix} \begin{bmatrix} \mathbf{F} \\ \Phi^f \\ T^f \end{bmatrix} = 0. \quad (11)$$

In both cases, entropy conservation is derived from the chain rule. This is problematic in the discrete form if h and b or B are represented by discontinuous function spaces, for which the chain rule is not defined at element boundaries.

In order to negate this issue and ensure that entropy is conserved independent of the chain rule, we may alternatively construct our solution as an average of (5) and (8) as

$$\frac{\partial \mathbf{u}}{\partial t} + q \times \mathbf{F} + \frac{1}{2} \nabla \left(\mathbf{u} \cdot \mathbf{u} + hb + \frac{1}{2} B \right) + \frac{1}{4} \left(-\frac{1}{h} \nabla \left(\frac{B}{h} \right) h^2 + b \nabla h \right) = 0 \quad (12a)$$

$$\frac{\partial h}{\partial t} + \nabla \cdot \mathbf{F} = 0 \quad (12b)$$

$$\frac{\partial b}{\partial t} + \frac{1}{h} \nabla \left(\frac{B}{h} \right) \cdot \mathbf{F} = 0 \quad (12c)$$

$$\frac{\partial B}{\partial t} + \nabla \cdot (b\mathbf{F}) = 0. \quad (12d)$$

Note that the above formulation differs from a weighted average of (5) and (8) in one respect: the contents of the skew-symmetric matrix for the material form, (5) are instead of b using $\frac{B}{h}$, while the skew-symmetric operator in (8) are instead of B using hb . This will become important in the discrete form, since it will allow for a tighter coupling of the material and flux form transport equations. Now pre-multiplying the material form terms by $(\nabla \mathcal{S}_m^{tsw})^\top$, and the flux form terms by $(\nabla \mathcal{S}_f^{tsw})^\top$ and recalling that $b = \frac{B}{h}$ leads to cancellations between (10) and (11) such that $\mathcal{S}_m^{tsw} = \mathcal{S}_f^{tsw}$ is conserved independently of the chain rule.

More succinctly, we may combine (1b) and (1c) to eliminate the material advection equation for b from the above system (12c) to give

$$\frac{\partial \mathbf{u}}{\partial t} + q \times \mathbf{F} + \frac{1}{2} \nabla (\mathbf{u} \cdot \mathbf{u} + \frac{3}{2} B) + \frac{1}{4} \left(\frac{B}{h} \nabla h - h \nabla \left(\frac{B}{h} \right) \right) = 0 \quad (13a)$$

$$\frac{\partial h}{\partial t} + \nabla \cdot \mathbf{F} = 0 \quad (13b)$$

$$\frac{\partial B}{\partial t} + \frac{1}{2} \nabla \cdot \left(\frac{B}{h} \mathbf{F} \right) + \frac{1}{2} \frac{B}{h} \nabla \cdot \mathbf{F} + \frac{1}{2} \mathbf{F} \cdot \left(\frac{B}{h} \right) = 0, \quad (13c)$$

as has been previously done for an entropy conserving discretisation of the thermal shallow water equations using a discontinuous Galerkin method [10]. Once again, pre-multiplying (13) by $(\nabla \mathcal{H}_f^{tsw})^\top$ allows for the conservation of energy, while pre-multiplying by $(\nabla \mathcal{S}_f^{tsw})^\top$ allows for the conservation of entropy, without necessitating the invocation of the chain rule.

1.2. 3D compressible Euler equations

Extending the above formulation to the 3D compressible Euler equations is remarkably simple. This is because the 3D compressible Euler equations have the same skew-symmetric structure as the thermal shallow water equations as given in (5) and (8). The only thing that differs is the energy and its variational derivatives, which for the flux form is given as

$$\mathcal{H}_f^{ce} = \int \frac{1}{2} \rho \mathbf{u} \cdot \mathbf{u} + \rho g z + \frac{c_v}{c_p} \Theta \Pi d\Omega, \quad (14)$$

where g is gravity, z is height, ρ is the density, Θ the density weighted potential temperature (and $\theta := \frac{\Theta}{\rho}$ is the potential temperature) and c_v , c_p are the specific heats at constant volume and pressure respectively. The Exner pressure is denoted by Π , which is derived from the ideal gas law as $\Pi = c_p (R\Theta/p_0)^{R/c_v}$, with p_0 being the reference pressure at the surface and $R = c_p - c_v$ is the ideal gas constant.

The variational derivatives of the energy for the 3D compressible Euler equations with the flux form transport of density weighted potential temperature are then given as

$$\nabla \mathcal{H}_f^{ce} = \begin{bmatrix} \rho \mathbf{u} \\ \frac{1}{2} \mathbf{u} \cdot \mathbf{u} + g z \\ c_p \left(\frac{R\Theta}{p_0} \right)^{\frac{R}{c_v}} \end{bmatrix} = \begin{bmatrix} \mathbf{U} \\ \Phi \\ \Pi \end{bmatrix}. \quad (15)$$

Note that we have omitted superscripts for the equation set and subscripts for flux form from the above definitions for the sake of brevity. The 3D compressible Euler equations can then be expressed in a direct analogue of (8) as

$$\frac{\partial}{\partial t} \begin{bmatrix} \mathbf{u} \\ \rho \\ \Theta \end{bmatrix} = - \begin{bmatrix} q \times & \nabla & \frac{\Theta}{\rho} \nabla \\ \nabla \cdot & 0 & 0 \\ \nabla \cdot \left(\frac{\Theta}{\rho} \cdot \right) & 0 & 0 \end{bmatrix} \begin{bmatrix} \mathbf{U} \\ \Phi \\ \Pi \end{bmatrix}. \quad (16)$$

We may then construct an analogue of the coupled thermal shallow water system (13) for the 3D compressible Euler

equations as

$$\frac{\partial \mathbf{u}}{\partial t} + q \times \mathbf{U} + \nabla \left(\frac{1}{2} \mathbf{u} \cdot \mathbf{u} + gz + \frac{1}{2} \frac{\Theta}{\rho} \Pi \right) + \frac{1}{2} \left(\frac{\Theta}{\rho} \nabla \Pi - \Pi \nabla \left(\frac{\Theta}{\rho} \right) \right) = 0 \quad (17a)$$

$$\frac{\partial \rho}{\partial t} + \nabla \cdot \mathbf{U} = 0 \quad (17b)$$

$$\frac{\partial \Theta}{\partial t} + \frac{1}{2} \nabla \cdot \left(\frac{\Theta}{\rho} \mathbf{U} \right) + \frac{1}{2} \frac{\Theta}{\rho} \nabla \cdot \mathbf{U} + \frac{1}{2} \mathbf{U} \cdot \nabla \left(\frac{\Theta}{\rho} \right) = 0. \quad (17c)$$

The corresponding entropy is given as $\mathcal{S}^{ce} = \int \frac{\Theta^2}{2\rho} d\Omega$, and its variational derivatives as $\nabla \mathcal{S}^{ce} = [\mathbf{0}, \frac{-\Theta^2}{2\rho^2}, \frac{\Theta}{\rho}]^\top$. Once again, pre-multiplication of (17) by the transpose of this vector allows for the conservation of \mathcal{S}^{ce} without resorting to the chain rule.

2. Mixed finite element discretisations

In this study we apply a mixed compatible finite element discretisation in order to preserve the energy and entropy conserving properties of the continuous formulations discussed in the previous section to the discrete form.

2.1. Thermal shallow water equations

For the thermal shallow water equations we discretise the two dimensional domain Ω^2 using the finite dimensional subspaces $\mathbb{V}_0 \subset H^1(\Omega^2)$, $\mathbb{V}_1 \subset H(\text{div}, \Omega^2)$, $\mathbb{V}_2 \subset L^2(\Omega^2)$. These subspaces are spanned by the basis functions $\psi_h \in \mathbb{V}_0$, $\mathbf{v}_h \in \mathbb{V}_1$ and $\phi_h \in \mathbb{V}_2$ respectively. The compatible relationships between these subspaces may then be expressed via a discrete de Rham complex as [15]

$$\mathbb{R} \longrightarrow \mathbb{V}_0 \xrightarrow{\nabla^\perp} \mathbb{V}_1 \xrightarrow{\nabla \cdot} \mathbb{V}_2 \longrightarrow 0, \quad (18)$$

such that the vector identity $\nabla \cdot \nabla^\perp := 0$ is preserved discretely. The discrete analogues of the *curl* and *gradient* operators are then applied as adjoints of the strong form ∇^\perp and $\nabla \cdot$ operators [7–9].

In order to discretely solve the entropy conserving thermal shallow water equations we first introduce the operators:

$$\mathbf{M}_0 : \mathbb{V}_0 \rightarrow \mathbb{V}'_0 \quad \text{for which} \quad \mathbf{M}_0 \psi_h := \langle \psi_h, \cdot \rangle, \quad \forall \psi_h \in \mathbb{V}_0, \quad (19a)$$

$$\mathbf{M}_1 : \mathbb{V}_1 \rightarrow \mathbb{V}'_1 \quad \text{for which} \quad \mathbf{M}_1 \mathbf{v}_h := \langle \mathbf{v}_h, \cdot \rangle, \quad \forall \mathbf{v}_h \in \mathbb{V}_1, \quad (19b)$$

$$\mathbf{M}_2 : \mathbb{V}_2 \rightarrow \mathbb{V}'_2 \quad \text{for which} \quad \mathbf{M}_2 \phi_h := \langle \phi_h, \cdot \rangle, \quad \forall \phi_h \in \mathbb{V}_2, \quad (19c)$$

$$\mathbf{D}_2 : \mathbb{V}_1 \rightarrow \mathbb{V}'_2 \quad \text{for which} \quad \mathbf{D}_2 \mathbf{v}_h := \langle \nabla \cdot \mathbf{v}_h, \cdot \rangle, \quad \forall \mathbf{v}_h \in \mathbb{V}_1, \quad (19d)$$

$$\mathbf{R}_2 : \mathbb{V}_0 \rightarrow \mathbb{V}'_1 \quad \text{for which} \quad \mathbf{R}_2 \psi_h := \langle \nabla^\perp \psi_h, \cdot \rangle, \quad \forall \psi_h \in \mathbb{V}_0, \quad (19e)$$

$$\mathbf{C}_2 : \mathbb{V}_0 \otimes \mathbb{V}_1 \rightarrow \mathbb{V}'_1 \quad \text{for which} \quad \mathbf{C}_2(\psi_h, \mathbf{v}_h) := \langle \psi_h \times \mathbf{v}_h, \cdot \rangle, \quad \forall \psi_h \in \mathbb{V}_0, \mathbf{v}_h \in \mathbb{V}_1, \quad (19f)$$

$$\mathbf{M}_{0*} : \mathbb{V}_0 \otimes \mathbb{V}_2 \rightarrow \mathbb{V}'_0 \quad \text{for which} \quad \mathbf{M}_{0*}(\psi_h, \phi_h) := \langle \phi_h \psi_h, \cdot \rangle, \quad \forall \psi_h \in \mathbb{V}_0, \phi_h \in \mathbb{V}_2, \quad (19g)$$

$$\mathbf{M}_{1*} : \mathbb{V}_1 \otimes \mathbb{V}_2 \rightarrow \mathbb{V}'_1 \quad \text{for which} \quad \mathbf{M}_{1*}(\mathbf{v}_h, \phi_h) := \langle \phi_h \mathbf{v}_h, \cdot \rangle, \quad \forall \mathbf{v}_h \in \mathbb{V}_1, \phi_h \in \mathbb{V}_2, \quad (19h)$$

$$\mathbf{M}_{2*} : \mathbb{V}_2 \otimes \mathbb{V}_2 \rightarrow \mathbb{V}'_2 \quad \text{for which} \quad \mathbf{M}_{2*}(\phi_h, \phi_k) := \langle \phi_h \phi_k, \cdot \rangle, \quad \forall \phi_h, \phi_k \in \mathbb{V}_2, \quad (19i)$$

$$\mathbf{K}_2 : \mathbb{V}_1 \otimes \mathbb{V}_1 \rightarrow \mathbb{V}'_2 \quad \text{for which} \quad \mathbf{K}_2(\mathbf{v}_h, \mathbf{v}_k) := \langle \mathbf{v}_h \cdot \mathbf{v}_k, \cdot \rangle, \quad \forall \mathbf{v}_h, \mathbf{v}_k \in \mathbb{V}_1, \quad (19j)$$

where primes denote corresponding dual spaces and angled brackets denote inner products as $\langle a, b \rangle = \int abd\Omega^2$, and likewise for tri-linear operators.

2.1.1. Thermal shallow water equations: mixed formulation

Having defined the discrete function spaces and operators, we now proceed to describe the semi-discrete analogue of the mixed material-flux form of the thermal shallow water equations (12) for the discrete solution variables $\mathbf{u}_h \in \mathbb{V}_1$,

$h_h, B_h, b_h \in \mathbb{V}_2$. Firstly the diagnostic equations for the discrete potential vorticity, $q_h \in \mathbb{V}_0$ and variational derivatives $\mathbf{F}_h \in \mathbb{V}_1, \Phi_h^m, \Phi_h^f, T_h^m, T_h^f \in \mathbb{V}_2$ are given as

$$\mathbf{M}_{0*}(q_h, h_h) = -\mathbf{R}_2^\top \mathbf{u}_h + \mathbf{M}_0 f_h \quad (20a)$$

$$\mathbf{M}_1 \mathbf{F}_h = \mathbf{M}_{1*}(\mathbf{u}_h, h_h) \quad (20b)$$

$$\mathbf{M}_2 \Phi_h^m = \frac{1}{2} \mathbf{K}_2(\mathbf{u}_h, \mathbf{u}_h) + \mathbf{M}_{2*}(h_h, b_h) \quad (20c)$$

$$\mathbf{M}_2 \Phi_h^f = \frac{1}{2} \mathbf{K}_2(\mathbf{u}_h, \mathbf{u}_h) + \frac{1}{2} \mathbf{M}_2 B_h \quad (20d)$$

$$\mathbf{M}_2 T_h^m = \frac{1}{2} \mathbf{M}_{2*}(h_h, h_h) \quad (20e)$$

$$\mathbf{M}_2 T_h^f = \frac{1}{2} \mathbf{M}_2 h_h, \quad (20f)$$

where $f_h \in \mathbb{V}_0$ is the discrete representation of the Coriolis term. We also compute a discrete analogue of the buoyancy gradient per unit depth, $\mathbf{G} := \frac{1}{h} \nabla b'$, where $b' = \frac{B}{h}$, as appears in the skew symmetric operator for the material form of the thermal shallow water equations (5) for $\mathbf{G}_h \in \mathbb{V}_1, b'_h \in \mathbb{V}_2$ as

$$\mathbf{M}_{2*}(h_h, b'_h) = \mathbf{M}_2 B_h \quad (21a)$$

$$\mathbf{M}_{1*}(\mathbf{G}_h, h_h) = -\mathbf{D}_2^\top b'_h. \quad (21b)$$

Once we have computed the necessary diagnostic quantities, we may solve for the prognostic variables in the semi-discrete form of (12) as

$$\mathbf{M}_1 \frac{\partial \mathbf{u}_h}{\partial t} = -\mathbf{C}_2(q_h, \mathbf{F}_h) + \frac{1}{2} \mathbf{D}_2^\top (\Phi_h^m + \Phi_h^f) + \frac{1}{2} \mathbf{K}_2^\top(\mathbf{G}_h, T_h^m) + \frac{1}{2} \mathbf{M}_{1*}(\mathbf{M}_1^{-1} \mathbf{D}_2^\top T_h^f, b_h) \quad (22a)$$

$$\mathbf{M}_2 \frac{\partial h_h}{\partial t} = -\mathbf{D}_2 \mathbf{F}_h \quad (22b)$$

$$\mathbf{M}_2 \frac{\partial b_h}{\partial t} = -\mathbf{K}_2(\mathbf{G}_h, \mathbf{F}_h) \quad (22c)$$

$$\mathbf{M}_2 \frac{\partial B_h}{\partial t} = -\mathbf{D}_2 \mathbf{M}_1^{-1} \mathbf{M}_{1*}(\mathbf{F}_h, b_h) \quad (22d)$$

Left-multiplication of (22) by the vector $[\mathbf{F}_h^\top, \frac{1}{2}(\Phi_h^{m\top} + \Phi_h^{f\top}), \frac{1}{2}T_h^{m\top}, \frac{1}{2}T_h^{f\top}]$ leads to the cancellation of all right hand side terms as

$$\begin{aligned} & -\mathbf{F}_h^\top \mathbf{C}_2(q_h, \mathbf{F}_h) + \frac{1}{2} \mathbf{F}_h^\top \mathbf{D}_2^\top (\Phi_h^m + \Phi_h^f) + \frac{1}{2} \mathbf{F}_h^\top \mathbf{K}_2^\top(\mathbf{G}_h, T_h^m) + \frac{1}{2} \mathbf{F}_h^\top \mathbf{M}_{1*}(\mathbf{M}_1^{-1} \mathbf{D}_2^\top T_h^f, b_h) \\ & - \frac{1}{2} (\Phi_h^{m\top} + \Phi_h^{f\top}) \mathbf{D}_2 \mathbf{F}_h - \frac{1}{2} T_h^{m\top} \mathbf{K}_2(\mathbf{G}_h, \mathbf{F}_h) - \frac{1}{2} T_h^{f\top} \mathbf{D}_2 \mathbf{M}_1^{-1} \mathbf{M}_{1*}(\mathbf{F}_h, b_h) = \end{aligned} \quad (23a)$$

$$\begin{aligned} & -\langle \mathbf{F}_h, \mathbf{q}_h \times \mathbf{F}_h \rangle + \frac{1}{2} \langle \nabla \cdot \mathbf{F}_h, \Phi_h^m + \Phi_h^f \rangle + \frac{1}{2} \langle \mathbf{F}_h \cdot \mathbf{G}_h, T_h^m \rangle + \frac{1}{2} \langle \nabla \cdot (b_h \mathbf{F}_h), T_h^f \rangle \\ & - \frac{1}{2} \langle \Phi_h^m + \Phi_h^f, \nabla \cdot \mathbf{F}_h \rangle - \frac{1}{2} \langle T_h^m, \mathbf{G}_h \cdot \mathbf{F}_h \rangle - \frac{1}{2} \langle T_h^f, \nabla \cdot (b_h \mathbf{F}_h) \rangle = 0, \end{aligned} \quad (23b)$$

and results in the expression

$$\frac{1}{2} \left(\mathbf{F}_h^\top \mathbf{M}_1 \frac{\partial \mathbf{u}_h}{\partial t} + \Phi_h^{m\top} \mathbf{M}_2 \frac{\partial h_h}{\partial t} + T_h^{m\top} \mathbf{M}_2 \frac{\partial b_h}{\partial t} + \mathbf{F}_h^\top \mathbf{M}_1 \frac{\partial \mathbf{u}_h}{\partial t} + \Phi_h^{f\top} \mathbf{M}_2 \frac{\partial h_h}{\partial t} + T_h^{f\top} \mathbf{M}_2 \frac{\partial B_h}{\partial t} \right) = \frac{1}{2} \left(\frac{\partial \mathcal{H}_{m,h}^{tsw}}{\partial t} + \frac{\partial \mathcal{H}_{f,h}^{tsw}}{\partial t} \right) = 0 \quad (24)$$

In order to further conserve energy in time as well as space, the functional derivatives on the left hand side in the above expression should be exactly integrated in time up to the order of the temporal discretisation [9, 16–18].

The discrete functional derivatives of the entropy are expressed as

$$\nabla \mathcal{S}_{m,h}^{tsw} = \begin{bmatrix} \mathbf{0} \\ \frac{1}{2}(\mathbf{M}_{2*}(b_h, b_h))^\top \mathbf{M}_2^{-1} \\ (\mathbf{M}_{2*}(h_h, b_h))^\top \mathbf{M}_2^{-1} \end{bmatrix} \quad (25a)$$

$$\nabla \mathcal{S}_{f,h}^{tsw} = \begin{bmatrix} \mathbf{0} \\ -\frac{1}{2}(\mathbf{M}_{2*}(B_h, B_h))^\top \mathbf{M}_{2*}^{-1}(h_h^2, \cdot) \\ (\mathbf{M}_2 B_h)^\top \mathbf{M}_{2*}^{-1}(h_h, \cdot) \end{bmatrix}. \quad (25b)$$

For the case of exact integration where $\int \phi_h h_h^2 b_h^2 d\Omega^2 = \int \phi_h B_h^2 d\Omega^2 \forall \phi_h \in \mathbb{V}_2$, such that $b_h^2 = \mathbf{M}_{2*}^{-1}(h_h^2, \mathbf{M}_2 B_h^2)$, we have

$$\frac{1}{2}(\mathbf{M}_{2*}(b_h, b_h))^\top \mathbf{M}_2^{-1} \mathbf{D}_2 \mathbf{F}_h - \frac{1}{2}(\mathbf{M}_{2*}(B_h, B_h))^\top \mathbf{M}_{2*}^{-1}(h_h^2, \mathbf{D}_2 \mathbf{F}_h) = \frac{1}{2} \langle b_h^2, \nabla \cdot \mathbf{F}_h \rangle - \frac{1}{2} \langle \frac{B_h^2}{h_h^2}, \nabla \cdot \mathbf{F}_h \rangle = 0, \quad (26)$$

such that the left multiplication by (22b) by an average of the second rows in (25a) and (25b) results in no change in entropy. Left multiplication of (22c) by the bottom row in (25a) and (22d) by the bottom row in (25b) and adding then gives

$$-(\mathbf{M}_{2*}(h_h, b_h))^\top \mathbf{M}_2^{-1} \mathbf{K}_2(\mathbf{F}_h, \mathbf{M}_{1*}^{-1} \mathbf{D}_2^\top \mathbf{M}_{2*}^{-1}(h_h, \mathbf{M}_2 B_h), h_h) + (\mathbf{M}_2 B_h)^\top \mathbf{M}_{2*}^{-1}(h_h, \mathbf{D}_2 \mathbf{M}_1^{-1} \mathbf{M}_{1*}(\mathbf{F}_h, b_h)) = \quad (27a)$$

$$-\langle \nabla \cdot \left(\frac{h_h b_h \mathbf{F}_h}{h_h} \right), \frac{B_h}{h_h} \rangle + \langle \frac{B_h}{h_h}, \nabla \cdot (b_h \mathbf{F}_h) \rangle = 0, \quad (27b)$$

such that the material and flux form transport terms taken together also result in no change of entropy, under the assumption of exact spatial integration, but without resorting to the chain rule.

Note that since b_h and B_h are time stepped independently, while there is no spatial error in the entropy conservation under the assumption of exact spatial integration, we do anticipate a temporal error in the entropy conservation. This error is controlled by ensuring that the temporal evolution of b_h is a function of B_h in (22c), while the temporal evolution of B_h is a function of b_h in (22d).

As for other compatible discretisations of both the shallow water [7, 8] and thermal shallow water [9] equations, discrete conservation of mass $\mathcal{M}_h^{tsw} = \int h_h d\Omega^2$, and vorticity, $\mathcal{W}_h^{tsw} = \int h_h q_h - f_h d\Omega^2$ is derived by setting $\phi_h = 1$ in (22b) and $\mathbf{v}_h = \nabla^\perp \psi_h$ in (22a) respectively. This also holds for the discrete coupled formulation presented below.

2.1.2. Thermal shallow water equations: coupled formulation

In order to avoid solving separately for both b_h and B_h , we may construct an alternative energy and entropy conserving formulation as a discrete analogue of (13) as

$$\mathbf{M}_1 \frac{\partial \mathbf{u}_h}{\partial t} = -\mathbf{C}_2(q_h, \mathbf{F}_h) + \mathbf{D}_2^\top \Phi_h^f + \frac{1}{4} \mathbf{D}_2^\top B_h + \frac{1}{4} \mathbf{M}_{1*}(\mathbf{M}_1^{-1} \mathbf{D}_2^\top h_h, b'_h) - \frac{1}{4} \mathbf{M}_{1*}(\mathbf{M}_1^{-1} \mathbf{D}_2^\top b'_h, h_h) \quad (28a)$$

$$\mathbf{M}_2 \frac{\partial h_h}{\partial t} = -\mathbf{D}_2 \mathbf{F}_h \quad (28b)$$

$$\mathbf{M}_2 \frac{\partial B_h}{\partial t} = -\frac{1}{2} \mathbf{D}_2 \mathbf{M}_1^{-1} \mathbf{M}_{1*}(\mathbf{F}_h, b'_h) - \frac{1}{2} \mathbf{M}_{2*}(b'_h, \mathbf{M}_2^{-1} \mathbf{D}_2 \mathbf{F}_h) + \frac{1}{2} \mathbf{K}_2(\mathbf{F}_h, \mathbf{M}_1^{-1} \mathbf{D}_2^\top b'_h). \quad (28c)$$

Recalling the discrete definition of b'_h (21a) and again assuming exact spatial integration, left multiplication of (28) by $[\mathbf{F}_h^\top, \Phi_h^{f\top}, T_h^{f\top}]$ leads to the cancellation of all right hand side terms, ensuring that there is no spurious generation

of energy from the spatial discretisation as

$$\begin{aligned}
& -\mathbf{F}_h^\top \mathbf{C}_2(q_h, \mathbf{F}_h) + \mathbf{F}_h^\top \mathbf{D}_2^\top \Phi_h^f + \frac{1}{4} \mathbf{F}_h^\top \mathbf{D}_2^\top B_h + \frac{1}{4} \mathbf{F}_h^\top \mathbf{M}_{1*} (\mathbf{M}_1^{-1} \mathbf{D}_2^\top h_h, b'_h) - \frac{1}{4} \mathbf{F}_h^\top \mathbf{M}_{1*} (\mathbf{M}_1^{-1} \mathbf{D}_2^\top b'_h, h_h) - \Phi_h^{f\top} \mathbf{D}_2 \mathbf{F}_h \\
& - \frac{1}{2} T_h^{f\top} \mathbf{D}_2 \mathbf{M}_1^{-1} \mathbf{M}_{1*} (\mathbf{F}_h, b'_h) - \frac{1}{2} T_h^{f\top} \mathbf{M}_{2*} (b'_h, \mathbf{M}_2^{-1} \mathbf{D}_2 \mathbf{F}_h) + \frac{1}{2} T_h^{f\top} \mathbf{K}_2 (\mathbf{F}_h, \mathbf{M}_1^{-1} \mathbf{D}_2^\top b'_h) = \quad (29a)
\end{aligned}$$

$$\begin{aligned}
& + \frac{1}{4} \mathbf{F}_h^\top \mathbf{D}_2^\top B_h + \frac{1}{4} \mathbf{F}_h^\top \mathbf{M}_{1*} (\mathbf{M}_1^{-1} \mathbf{D}_2^\top h_h, b'_h) - \frac{1}{4} \mathbf{F}_h^\top \mathbf{M}_{1*} (\mathbf{M}_1^{-1} \mathbf{D}_2^\top b'_h, h_h) \\
& - \frac{1}{4} h_h^\top \mathbf{D} \mathbf{M}_1^{-1} \mathbf{M}_{1*} (\mathbf{F}_h, b'_h) - \frac{1}{4} h_h^\top \mathbf{M}_{2*} (b'_h, \mathbf{M}_2^{-1} \mathbf{D}_2 \mathbf{F}_h) + \frac{1}{4} h_h^\top \mathbf{K}_2 (\mathbf{F}_h, \mathbf{M}_1^{-1} \mathbf{D}_2^\top b'_h) = \quad (29b)
\end{aligned}$$

$$\begin{aligned}
& \frac{1}{4} \langle \nabla \cdot \mathbf{F}_h, B_h \rangle + \frac{1}{4} \langle \nabla \cdot (b'_h \mathbf{F}_h), h_h \rangle - \frac{1}{4} \langle \nabla \cdot (h'_h \mathbf{F}_h), b'_h \rangle - \\
& \frac{1}{4} \langle h_h, \nabla \cdot (b'_h \mathbf{F}_h) \rangle - \frac{1}{4} \langle h_h b'_h, \nabla \cdot \mathbf{F}_h \rangle + \frac{1}{4} \langle \nabla \cdot (h_h \mathbf{F}_h), b'_h \rangle = 0. \quad (29c)
\end{aligned}$$

Defining the entropy for the coupled system as $S_{c,h}^{tsw} = \frac{1}{2} \int h_h b_h'^2 d\Omega^2$, the variational derivatives may be expressed as $(\nabla S_{c,h}^{tsw})^\top = [\mathbf{0}^\top, -\frac{1}{2} (b_h'^2)^\top, b_h'^\top]$. Left multiplication of (28) by this vector leads to the cancellation of all right hand side terms (again, without invocation of the chain rule), and hence the conservation of entropy as

$$\frac{1}{2} (b_h'^2)^\top \mathbf{D}_2 \mathbf{F}_h - \frac{1}{2} b_h'^\top \mathbf{D}_2 \mathbf{M}_1^{-1} \mathbf{M}_{1*} (\mathbf{F}_h, b'_h) - \frac{1}{2} b_h'^\top \mathbf{M}_{2*} (b'_h, \mathbf{M}_2^{-1} \mathbf{D}_2 \mathbf{F}_h) + \frac{1}{2} b_h'^\top \mathbf{K} (\mathbf{F}_h, \mathbf{M}_1^{-1} \mathbf{D}_2^\top b'_h) = \quad (30a)$$

$$\frac{1}{2} \langle b_h'^2, \nabla \cdot \mathbf{F}_h \rangle - \frac{1}{2} \langle b_h', \nabla \cdot (b'_h \mathbf{F}_h) \rangle - \frac{1}{2} \langle b_h'^2, \nabla \cdot \mathbf{F}_h \rangle + \frac{1}{2} \langle \nabla \cdot (b'_h \mathbf{F}_h), b'_h \rangle = 0. \quad (30b)$$

If we once again assume exact integration such that $\int \phi_h B_h d\Omega^2 = \int \phi_h h_h b_h' d\Omega^2$ yields a unique solution $\forall \phi_h \in \mathbb{V}_2$, then this conserved entropy can be re-expressed in terms of the prognostic variables as $\frac{1}{2} \int B_h^2 / h_h d\Omega^2$. Note that unlike the mixed formulation, there is no temporal error in the relation between b_h' and B_h , such that this entropy is conserved independent of the time stepping scheme.

2.2. 3D compressible Euler equations

Our three dimensional compatible discretisation over the domain Ω^3 is a natural extension of the two dimensional discretisation presented in the previous section, for which we introduce the finite dimensional subspaces $\mathbb{W}_0 \subset H^1(\Omega^3)$, $\mathbb{W}_1 \subset H(\text{curl}, \Omega^3)$, $\mathbb{W}_2 \subset H(\text{div}, \Omega^3)$, $\mathbb{W}_3 \subset L^2(\Omega^3)$, for which we have a corresponding de Rham complex [15]

$$\mathbb{R} \longrightarrow \mathbb{W}_0 \xrightarrow{\nabla} \mathbb{W}_1 \xrightarrow{\nabla \times} \mathbb{W}_2 \xrightarrow{\nabla \cdot} \mathbb{W}_3 \longrightarrow 0. \quad (31)$$

This complex discretely preserves the identities $\nabla \times \nabla := 0$ and $\nabla \cdot \nabla \times := 0$. As for the two dimensional complex in the previous section, we also recover weak form analogues of the *div*, *curl* and *grad* operators as adjoints of the strong form ∇ , $\nabla \times$ and $\nabla \cdot$ operators [18, 19].

In a slight abuse of notation, we will label the basis functions that span these discrete subspaces as $\alpha_h \in \mathbb{W}_0$, $\psi_h \in \mathbb{W}_1$, $\mathbf{v}_h \in \mathbb{W}_2$, $\phi_h \in \mathbb{W}_3$. In a further abuse of notation we will introduce the operators integrated over the domain

Ω^3 as

$$\mathbf{M}_1 : \mathbb{W}_1 \rightarrow \mathbb{W}'_1 \quad \text{for which} \quad \mathbf{M}_1 \boldsymbol{\psi}_h := \langle \boldsymbol{\psi}_h, \cdot \rangle, \quad \forall \boldsymbol{\psi}_h \in \mathbb{W}_1, \quad (32a)$$

$$\mathbf{M}_2 : \mathbb{W}_2 \rightarrow \mathbb{W}'_2 \quad \text{for which} \quad \mathbf{M}_2 \mathbf{v}_h := \langle \mathbf{v}_h, \cdot \rangle, \quad \forall \mathbf{v}_h \in \mathbb{W}_2, \quad (32b)$$

$$\mathbf{M}_3 : \mathbb{W}_3 \rightarrow \mathbb{W}'_3 \quad \text{for which} \quad \mathbf{M}_3 \phi_h := \langle \phi_h, \cdot \rangle, \quad \forall \phi_h \in \mathbb{W}_3, \quad (32c)$$

$$\mathbf{D}_3 : \mathbb{W}_2 \rightarrow \mathbb{W}'_3 \quad \text{for which} \quad \mathbf{D}_3 \mathbf{v}_h := \langle \nabla \cdot \mathbf{v}_h, \cdot \rangle, \quad \forall \mathbf{v}_h \in \mathbb{W}_2, \quad (32d)$$

$$\mathbf{R}_3 : \mathbb{W}_1 \rightarrow \mathbb{W}'_2 \quad \text{for which} \quad \mathbf{R}_3 \boldsymbol{\psi}_h := \langle \nabla \times \boldsymbol{\psi}_h, \cdot \rangle, \quad \forall \boldsymbol{\psi}_h \in \mathbb{W}_1, \quad (32e)$$

$$\mathbf{C}_3 : \mathbb{W}_1 \otimes \mathbb{W}_2 \rightarrow \mathbb{W}'_2 \quad \text{for which} \quad \mathbf{C}_3(\boldsymbol{\psi}_h, \mathbf{v}_h) := \langle \boldsymbol{\psi}_h \times \mathbf{v}_h, \cdot \rangle, \quad \forall \boldsymbol{\psi}_h \in \mathbb{W}_1, \mathbf{v}_h \in \mathbb{W}_2, \quad (32f)$$

$$\mathbf{M}_{1*} : \mathbb{W}_1 \otimes \mathbb{W}_3 \rightarrow \mathbb{W}'_1 \quad \text{for which} \quad \mathbf{M}_{1*}(\boldsymbol{\psi}_h, \phi_h) := \langle \phi_h \boldsymbol{\psi}_h, \cdot \rangle, \quad \forall \boldsymbol{\psi}_h \in \mathbb{W}_1, \phi_h \in \mathbb{W}_3, \quad (32g)$$

$$\mathbf{M}_{2*} : \mathbb{W}_2 \otimes \mathbb{W}_3 \rightarrow \mathbb{W}'_3 \quad \text{for which} \quad \mathbf{M}_{2*}(\mathbf{v}_h, \phi_h) := \langle \phi_h \mathbf{v}_h, \cdot \rangle, \quad \forall \mathbf{v}_h \in \mathbb{W}_2, \phi_h \in \mathbb{W}_3, \quad (32h)$$

$$\mathbf{M}_{3*} : \mathbb{W}_3 \otimes \mathbb{W}_3 \rightarrow \mathbb{W}'_3 \quad \text{for which} \quad \mathbf{M}_{3*}(\phi_h, \phi_k) := \langle \phi_h \phi_k, \cdot \rangle, \quad \forall \phi_h, \phi_k \in \mathbb{W}_3, \quad (32i)$$

$$\mathbf{K}_3 : \mathbb{W}_2 \otimes \mathbb{W}_2 \rightarrow \mathbb{W}'_3 \quad \text{for which} \quad \mathbf{K}_3(\mathbf{v}_h, \mathbf{v}_k) := \langle \mathbf{v}_h \cdot \mathbf{v}_k, \cdot \rangle, \quad \forall \mathbf{v}_h, \mathbf{v}_k \in \mathbb{W}_2, \quad (32j)$$

$$\mathbf{D}_{3*} : \mathbb{W}_2 \otimes \mathbb{W}_3 \rightarrow \mathbb{W}'_3 \quad \text{for which} \quad \mathbf{D}_{3*}(\mathbf{v}_h, \phi_h) := \langle \nabla \cdot \mathbf{v}_h, \phi_h \cdot \rangle, \quad \forall \mathbf{v}_h \in \mathbb{W}_2, \phi_h \in \mathbb{W}_3. \quad (32k)$$

Having defined the various operators, the discrete potential vorticity, $\mathbf{q}_h \in \mathbb{W}_1$ and variational derivatives $\mathbf{U}_h \in \mathbb{W}_2$, $\Phi_h, \Pi_h \in \mathbb{W}_3$ are given as

$$\mathbf{M}_{1*}(\mathbf{q}_h, h_h) = -\mathbf{R}_3^\top \mathbf{u}_h + \langle \boldsymbol{\psi}_h, f_h \mathbf{e}_z \rangle \quad (33a)$$

$$\mathbf{M}_2 \mathbf{U}_h = \mathbf{M}_{2*}(\mathbf{u}_h, \rho_h) \quad (33b)$$

$$\mathbf{M}_3 \Phi_h = \frac{1}{2} \mathbf{K}_3(\mathbf{u}_h, \mathbf{u}_h) + \langle \phi_h, g z \mathbf{e}_z \rangle \quad (33c)$$

$$\mathbf{M}_3 \Pi_h = c_p \left(\frac{R}{p_0} \right)^{\frac{R}{c_p}} \langle \phi_h, \Theta_h^{\frac{R}{c_p}} \rangle, \quad (33d)$$

where \mathbf{e}_z is the unit vector in the vertical direction. Similarly to (21a), we define the discrete potential temperature, $\theta_h \in \mathbb{W}_3$ via

$$\mathbf{M}_{3*}(\rho_h, \theta_h) = \mathbf{M}_3 \Theta_h. \quad (34)$$

The semi-discrete equivalent of the prognostic equations (17) for $\mathbf{u}_h \in \mathbb{W}_2$, $\rho_h, \Theta_h \in \mathbb{W}_3$ are then expressed as

$$\mathbf{M}_2 \frac{\partial \mathbf{u}_h}{\partial t} = -\mathbf{C}_3(\mathbf{q}_h, \mathbf{U}_h) + \mathbf{D}_3^\top \Phi_h + \frac{1}{2} \mathbf{D}_{3*}^\top(\theta_h, \Pi_h) + \frac{1}{2} \mathbf{M}_{2*}(\mathbf{M}_2^{-1} \mathbf{D}_3^\top \Pi_h, \theta_h) - \frac{1}{2} \mathbf{M}_{2*}(\mathbf{M}_2^{-1} \mathbf{D}_3^\top \theta_h, \Pi_h) \quad (35a)$$

$$\mathbf{M}_3 \frac{\partial \rho_h}{\partial t} = -\mathbf{D}_3 \mathbf{U}_h \quad (35b)$$

$$\mathbf{M}_3 \frac{\partial \Theta_h}{\partial t} = -\frac{1}{2} \mathbf{D}_3 \mathbf{M}_2^{-1} \mathbf{M}_{2*}(\mathbf{U}_h, \theta_h) - \frac{1}{2} \mathbf{M}_{3*}(\theta_h, \mathbf{M}_3^{-1} \mathbf{D}_3 \mathbf{U}_h) + \frac{1}{2} \mathbf{K}_3(\mathbf{U}_h, \mathbf{M}_2^{-1} \mathbf{D}_3^\top \theta_h). \quad (35c)$$

As for the coupled formulation of the thermal shallow water equations, energy conservation is assured via the left-multiplication of (35) by $[\mathbf{U}_h^\top, \Phi_h^\top, \Pi_h^\top]$, such that the right hand side cancels as

$$\begin{aligned} & -\mathbf{U}_h^\top \mathbf{C}_3(\mathbf{q}_h, \mathbf{U}_h) + \mathbf{U}_h^\top \mathbf{D}_3^\top \Phi_h + \frac{1}{2} \mathbf{U}_h^\top \mathbf{D}_{3*}^\top(\theta_h, \Pi_h) + \frac{1}{2} \mathbf{U}_h^\top \mathbf{M}_{2*}(\mathbf{M}_2^{-1} \mathbf{D}_3^\top \Pi_h, \theta_h) - \frac{1}{2} \mathbf{U}_h^\top \mathbf{M}_{2*}(\mathbf{M}_2^{-1} \mathbf{D}_3^\top \theta_h, \Pi_h) \\ & - \Phi_h^\top \mathbf{D}_3 \mathbf{U}_h - \frac{1}{2} \Pi_h^\top \mathbf{D}_3 \mathbf{M}_2^{-1} \mathbf{M}_{2*}(\mathbf{U}_h, \theta_h) - \frac{1}{2} \Pi_h^\top \mathbf{M}_{3*}(\theta_h, \mathbf{M}_3^{-1} \mathbf{D}_3 \mathbf{U}_h) + \frac{1}{2} \Pi_h^\top \mathbf{K}_3(\mathbf{U}_h, \mathbf{M}_2^{-1} \mathbf{D}_3^\top \theta_h) = \end{aligned} \quad (36a)$$

$$\begin{aligned} & \frac{1}{2} \langle \nabla \cdot \mathbf{U}_h, \theta_h \Pi_h \rangle + \frac{1}{2} \langle \nabla \cdot (\theta_h \mathbf{U}_h), \Pi_h \rangle - \frac{1}{2} \langle \nabla \cdot (\Pi_h \mathbf{U}_h), \theta_h \rangle \\ & - \frac{1}{2} \langle \Pi_h, \nabla \cdot (\theta_h \mathbf{U}_h) \rangle - \frac{1}{2} \langle \theta_h \Pi_h, \nabla \cdot \mathbf{U}_h \rangle + \frac{1}{2} \langle \nabla \cdot (\Pi_h \mathbf{U}_h), \theta_h \rangle = 0. \end{aligned} \quad (36b)$$

Conservation of entropy is established in an almost identical fashion as for the discrete coupled thermal shallow water

equations in (30a). For the entropy $\mathcal{S}_h^{ce} = \frac{1}{2} \int \rho_h \theta_h^2 d\Omega^3$, left multiplication of (35) by $(\nabla \mathcal{S}_h^{ce})^\top = [\mathbf{0}^\top, -\frac{1}{2} \theta_h^2, \theta_h^\top]$ gives

$$\frac{1}{2} \theta_h^2 \mathbf{D}_3 \mathbf{U}_h - \frac{1}{2} \theta_h^\top \mathbf{D}_3 \mathbf{M}_2^{-1} \mathbf{M}_{2*} (\mathbf{U}_h, \theta_h) - \frac{1}{2} \theta_h^\top \mathbf{M}_{3*} (\theta_h, \mathbf{M}_3^{-1} \mathbf{D}_3 \mathbf{U}_h) + \frac{1}{2} \theta_h^\top \mathbf{K}_3 (\mathbf{U}_h, \mathbf{M}_2^{-1} \mathbf{D}_3^\top \theta_h) = \quad (37a)$$

$$\frac{1}{2} \langle \theta_h^2, \nabla \cdot \mathbf{U}_h \rangle - \frac{1}{2} \langle \theta_h, \nabla \cdot (\theta_h \mathbf{U}_h) \rangle - \frac{1}{2} \langle \theta_h^2, \nabla \cdot \mathbf{U}_h \rangle + \frac{1}{2} \langle \nabla \cdot (\theta_h \mathbf{U}_h), \theta_h \rangle = 0. \quad (37b)$$

As for the coupled formulation of the thermal shallow water equations, if we assume exact spatial integration, then $\int \phi_h \rho_h \theta_h d\Omega^3 = \int \phi_h \Theta_h d\Omega^3$ yields a unique solution $\forall \phi_h \in \mathbb{W}_3$, such that this entropy can be expressed in terms of the prognostic variables.

3. Results

3.1. Thermal shallow water equations: thermogeostrophic balance

In order to first demonstrate the correctness of the entropy conserving construction, the thermal shallow water equations are solved in both mixed (22) and coupled (28) form using a cubed sphere discretisation [20] for an analytic test case for thermogeostrophic balance. This represents an extension of a similar planar test case [9] extended to the sphere [10] for a steady solution of the form

$$u(\lambda, \chi) = u_0 \cos(\chi) \quad (38a)$$

$$v(\lambda, \chi) = 0 \quad (38b)$$

$$h(\lambda, \chi) = h_0 - \frac{u_0}{g} (r_e \omega_e + \frac{1}{2} u_0) \sin^2(\chi) \quad (38c)$$

$$b(\lambda, \chi) = g \left(1 + 0.05 \left(\frac{h_0}{h} \right)^2 \right), \quad (38d)$$

where $u_0 = 2\pi r_e / T$, with $r_e = 6371220.0m$ being the earth's radius and $T = 12 \text{ days}$, $h_0 = 2.94 \times 10^4 / g$, $\omega_e = 7.292 \times 10^{-5} s^{-1}$ being the earth's angular frequency and (λ, χ) being the longitudinal and latitudinal coordinates respectively in the physical domain Ω^2 .

As for all test cases presented here, we use third order elements and six point Gauss-Lobatto-Legendre quadrature, which is exact for polynomials of degree nine and lower. However since our Jacobian involves trigonometric functions [20, 21] which cannot be integrated exactly, we do not preserve the properties of exact spatial integration in our results.

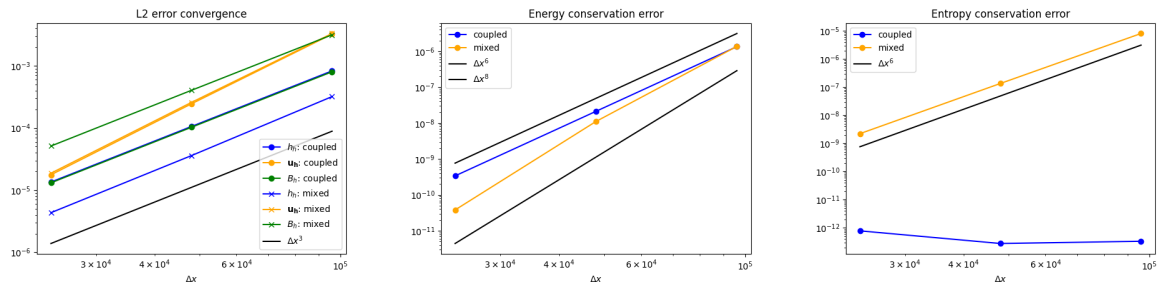


Figure 1: L^2 errors (left), energy conservation error (center) and entropy conservation error (right) convergence at day 5 of the thermogeostrophic test case using the mixed and coupled formulations of the thermal shallow water equations.

Figure 1 shows the convergence of errors in the L^2 norm for h_h , u_h and B_h for both the mixed (22) and coupled (28) formulations (in both cases using a stiffly-stable third order Runge-Kutta time integrator [22]) after 5 days of integration, using 6×8^2 , 6×16^2 and 6×32^2 third order elements on the cubed sphere (and corresponding time steps of $\Delta t = 120s$, $\Delta t = 60s$ and $\Delta t = 30s$). In all cases the errors converge with the anticipated third power of the average

grid spacing, Δx , with the exception of the velocities, \mathbf{u}_h , which exhibit a steeper rate of convergence due to the higher polynomial degree in the normal direction for the basis functions spanning the $\mathbb{V}_1 \subset H(\text{div}, \Omega^2)$ subspace [20].

This figure also shows the energy and entropy conservation errors for both formulations. In terms of energy, this converges at a higher rate for the mixed formulation, with the temporal errors being associated with the inexact representation of the temporal chain rule (24). As mentioned previously, energy can be conserved in time also if the temporal chain rule is preserved exactly using a semi-implicit time integrator with the variational derivatives integrated exactly in time [9, 16–18]. For the entropy, this is conserved at close to machine precision for the coupled scheme, whereas the mixed scheme involves a (convergent) temporal error due to the independent time stepping of both b_h and B_h .

3.2. Thermal shallow water equations: shear flow instability

In order to study the conservation properties of the two different energy and entropy conserving thermal shallow water formulations in a more dynamically rich setting we present results for a modified shear flow test instability case [23]. This configuration is extended from its original formulation for the rotating shallow water equations with the addition of a perturbed buoyancy field of the form

$$b(\lambda, \chi) = g \left(1 - 0.1 \cos(\chi) e^{-(3\lambda)^2 - (15(\pi/4 - \chi))^2} \right), \quad (39)$$

which is similar to the Gaussian perturbation to the otherwise geostrophically balanced depth field used to trigger the shear flow instability in the original shallow water configuration. For both the mixed and coupled formulations the model was configured with 6×32^2 third order elements and a time step of $\Delta t = 30s$, and run for 20 days so as to ensure model stability for a mature turbulent state.

No energy or entropy damping is applied in either case, and the only stabilisation present is applied to the potential enstrophy, via the anticipated potential vorticity method [24] (using an upwinding coefficient of $\tau = \frac{\Delta t}{2}$). Since this preserves the skew symmetric structure of the discrete system, and leaves the buoyancy gradient and transport terms un-altered, it has no effect on the energy or entropy conservation, and acts solely to smooth the vorticity field.

Figure 2 shows the conservation errors for the shear flow test case for the mass, vorticity and depth weighted buoyancy. Both the mixed and coupled formulations exhibit a machine precision loss of mass at each time step, as has been observed previously for third order Runge-Kutta time integration [25]. The un-normalised vorticity conservation errors are consistent with those observed for previous compatible finite element discretisations of the rotating shallow water equations [20, 26] for the shear flow instability test case [23]. While the depth weighted buoyancy conservation errors are of comparable magnitude to the mass conservation errors for the mixed formulation, these are $O(100)$ times larger for the coupled formulation. The energy and entropy conservation errors for the two formulations are presented in Fig. 3. In contrast to the depth weighted buoyancy conservation errors, the energy and entropy conservation errors are in both cases $O(100)$ times smaller for the coupled formation.

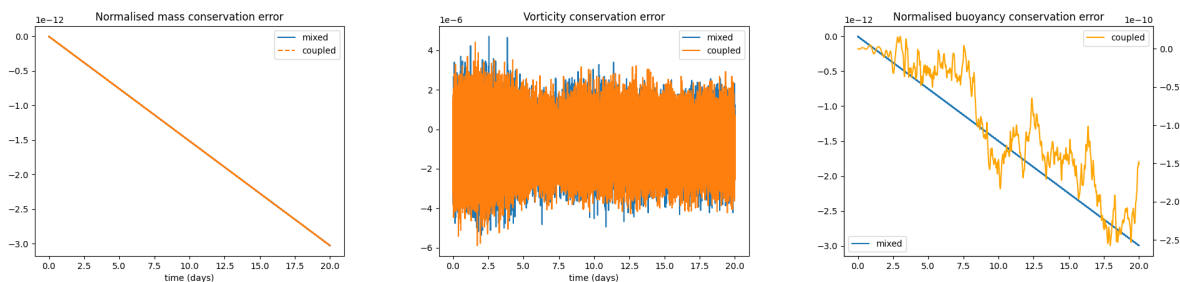


Figure 2: Conservation errors for the mixed and coupled formulations of the thermal shallow water equations for the mass (left), un-normalised vorticity (center) and buoyancy (right).

The northern-hemisphere vorticity and buoyancy fields are shown at day 6 for both schemes in Figs. 4 and 5. The results are similar for both schemes. Since no energy or entropy damping is applied, both develop a large amount

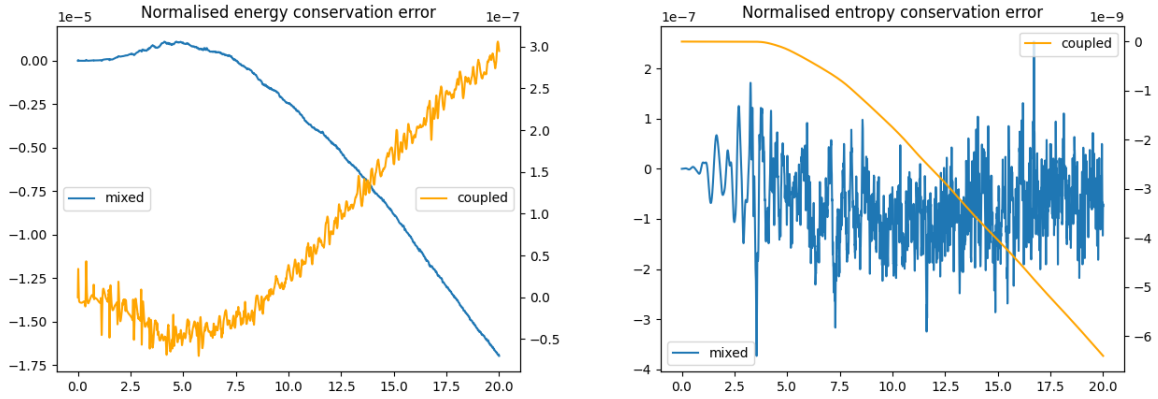


Figure 3: Conservation errors for the mixed and coupled formulations of the thermal shallow water equations for the energy (left) and entropy (right).

of grid scale noise due to nonlinear aliasing. However since both energy and entropy are conserved by the spatial discretisation, this noise does not trigger any instability in the model, and both are able to run stably for the duration of the simulation.

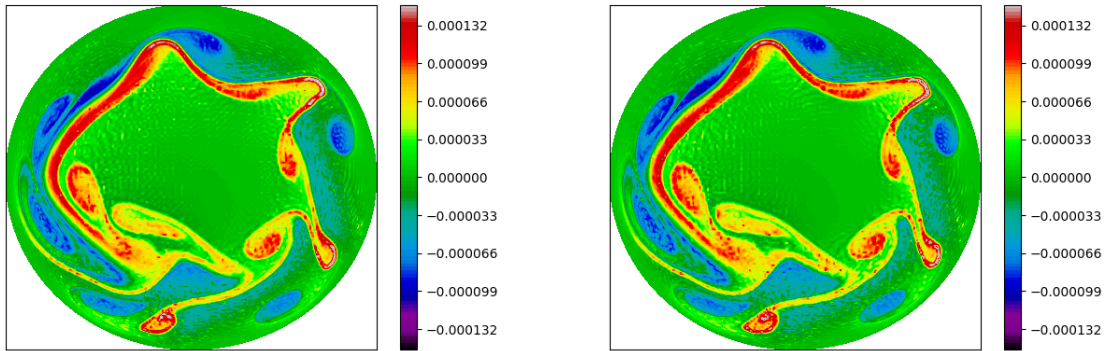


Figure 4: Vorticity field (northern hemisphere) at day 6 for the thermal shallow water equations using the mixed (left) and coupled (right) formulations.

3.3. 3D compressible Euler equations: baroclinic instability

We validate the entropy and energy conserving formulation for the 3D compressible Euler equations (35) for a standard baroclinic instability test case on the sphere [27], using 6×24^2 elements of third order in the horizontal dimensions and first order in the vertical dimension, with 30 vertical levels and a time step of $\Delta t = 75s$ for 12 days. The model uses a second order horizontally explicit/vertically implicit time splitting that exactly balances all energy exchanges [18], and an exact energy conserving implicit solver for the vertical [17], with the energy and entropy conserving formulation (35) applied in the horizontal only. In the vertical, the model uses a flux form transport representation for the density weighted potential temperature, and a corresponding pressure gradient formulation which conserves energy but not entropy [17]. As part of this formulation the potential temperature is projected onto

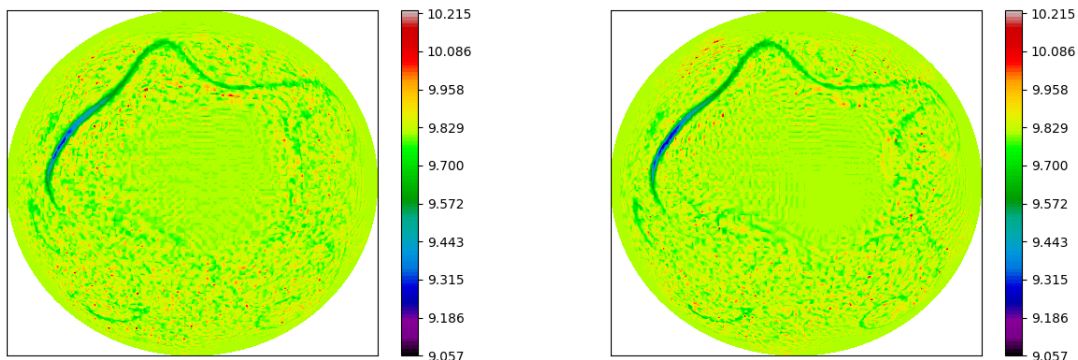


Figure 5: Buoyancy field (northern hemisphere) at day 6 for the thermal shallow water equations using the mixed (left) and coupled (right) formulations.

the vertical component of the \mathbb{W}_2 space, so as to reduce errors associated with spurious buoyancy modes [28]. The model uses a biharmonic viscosity in the horizontal for the momentum equation [21] and a Rayleigh damping term on the top three levels in the vertical momentum equation in order to suppress vertical oscillations associated with the hydrostatic adjustment at the beginning of the simulation.

The model is compared to a near identical formulation [17, 18], for which the horizontal density weighted potential temperature is transported in flux form only, which necessitates the inclusion of an additional biharmonic viscosity term for the flux form density weighted potential temperature equation in order to ensure long term stability. In the present case neither the flux form nor the coupled form is run with biharmonic viscosity on the density weighted potential temperature equation so as to demonstrate the loss of entropy stability for the original flux formulation. While the new coupled entropy conserving formulation is able to run stably for the duration of the simulation with no sign of instability, the original flux formulation goes unstable due to unbounded entropy conservation errors after 11 days of simulation time.

Figure 6 shows the evolution of the kinetic (vertical and horizontal), potential and internal energies (difference from initial values) for the flux form and coupled formulations. Note the difference in scale for the vertical kinetic energy evolution (right hand side axis on the first figure), for which the energy changes are $O(10^4)$ times smaller than for the other energy components. While the horizontal kinetic, potential and internal energy changes are negligible between the two formulations, there is a sharp uptick in the vertical kinetic energy for the flux form shortly before the simulation goes unstable. This is not the case for the coupled entropy conserving formulation, which remains stable, despite accurately capturing the evolution of the vertical kinetic energy due to the baroclinic process.

The instability of the flux formulation is preceded by a steady growth in entropy, which is not observed for the entropy conserving coupled formulation. This is despite the fact that the coupled formulation also exhibits a slower decay in energy, presumably since there is less grid scale noise to be smoothed out by the biharmonic viscosity on the momentum equation.

The lowest level Exner pressure is presented at day 11 for both the flux form and coupled form simulations, as well as for the coupled form at day 12 (after the flux form has gone unstable) in Fig. 7. While the onset of instability for the flux form is visible from the somewhat noisy structure of the Exner pressure contours, this is not the case for the coupled form, which remain smooth and coherent after 12 days of simulation.

The onset of instability is also observed for the flux form in the vertical component of the vorticity field, presented at day 11 at a vertical height of $z \approx 1.5\text{km}$ in Fig. 8. Again, no such noise is observed for the coupled form vorticity field, either at day 11 or 12.

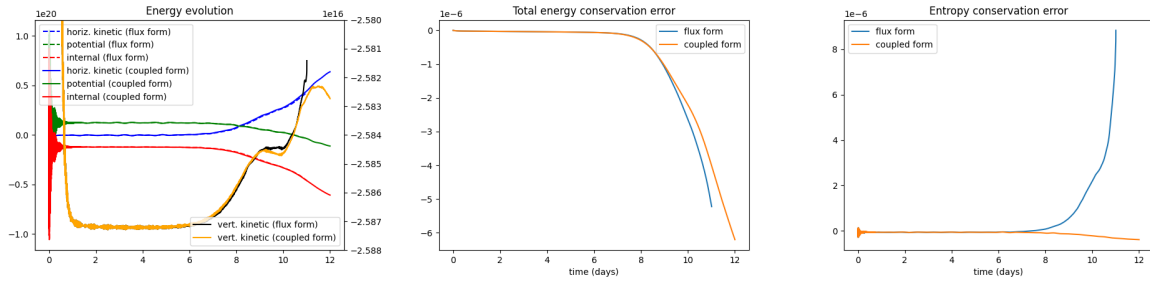


Figure 6: Temporal evolution of the energy components for the 3D compressible Euler equations for the flux and coupled form potential temperature formulations (left), and the total energy (center) and entropy (right) conservation errors.

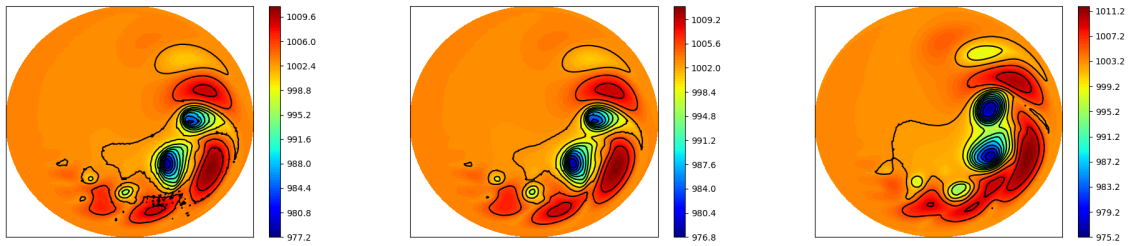


Figure 7: Surface level Exner pressure for the original (flux) formulation and entropy conserving (coupled) formulation at day 11 (left and center), and entropy conserving formulation at day 12.

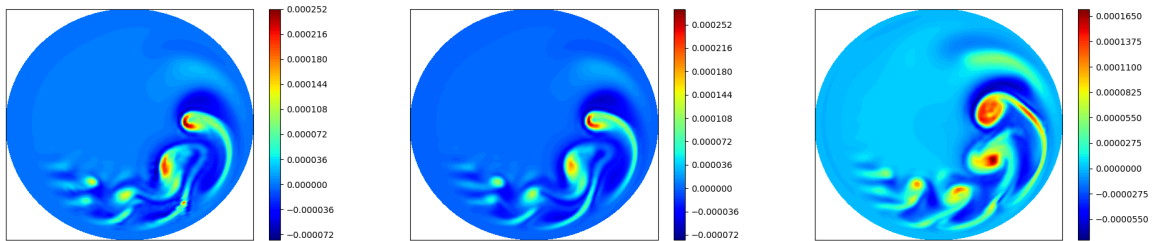


Figure 8: Vertical vorticity component at $z \approx 1.5km$ for the original (flux) formulation and entropy conserving (coupled) formulation at day 11 (left and center), and entropy conserving formulation at day 12.

4. Conclusion

This article presents two alternative energy and entropy conserving spatial formulations for thermal atmospheric systems in vector invariant form using compatible finite elements. Based on the insight that the chain rule is not satisfied for thermodynamic variables on discontinuous function spaces, this requirement is negated for the conservation of entropy via the averaging of flux form and material form transport of thermodynamic variables (buoyancy for the thermal shallow water equations and potential temperature for the 3D compressible Euler equations). Experiments for the thermal shallow water equations show that the coupled entropy conserving formulation (an extension of a recent entropy conserving discontinuous Galerkin formulation [10]) exhibits superior conservation properties to an alternative mixed material/flux form transport formulation. Corresponding representations of pressure gradient terms are presented which preserve the skew-symmetric property, and hence energy conservation, with respect to the thermodynamic transport terms.

Experiments for the 3D compressible Euler equations show that in contrast to a non-entropy-conserving potential temperature formulation, the new entropy conserving coupled formulation is able to run stably without the need for a dissipative term on the thermodynamic transport.

References

- [1] T. C. Fisher, M. H. Carpenter, High-order entropy stable finite difference schemes for nonlinear conservation laws: Finite domains, *J. Comp. Phys.* 252 (2013) 518–557.
- [2] M. H. Carpenter, T. C. Fisher, E. J. Nielsen, S. H. Frankel, Entropy Stable Spectral Collocation Schemes for the Navier–Stokes Equations: Discontinuous Interfaces, *SIAM J. of Sci. Comput.* 36 (2014)
- [3] G. J. Gassner, A. R. Winters, D. A. Kopriva, A well balanced and entropy conservative discontinuous Galerkin spectral element method for the shallow water equations, *Applied Mathematics and Computation* 272 (2016) 291–308.
- [4] J. Chan, On discretely entropy conservative and entropy stable discontinuous Galerkin methods, *J. Comp. Phys.* 362 (2018) 346–374.
- [5] M. Waruszewski, J. E. Kozdon, L. C. Wilcox, T. H. Gibson, F. X. Giraldo, Entropy stable discontinuous Galerkin methods for balance laws in non-conservative form: Applications to the Euler equations with gravity, *J. Comp. Phys.* 468 (2022) 111507.
- [6] A. Kurganov, Y. Liu, V. Zeitlin. A well-balanced central-upwind scheme for the thermal rotating shallow water equations, *J. Comp. Phys.* 411 (2020) 109414.
- [7] A. T. T. McRae, C. J. Cotter, Energy- and enstrophy conserving schemes for the shallow water equations, based on mimetic finite elements, *Q. J. R. Meteorol. Soc.* 140 (2014) 2223–2234.
- [8] D. Lee, A. Palha, M. Gerritsma, Discrete conservation properties for shallow water flows using mixed mimetic spectral elements, *J. Comp. Phys.* 357 (2018) 282–304.
- [9] C. Eldred, T. Dubos, E. Kritsikis, A quasi-Hamiltonian discretization of the thermal shallow water equations, *J. Comp. Phys.* 379 (2019) 1–31.
- [10] K. Ricardo, K. Duru, D. Lee, An entropy stable discontinuous Galerkin method for the vector invariant thermal shallow water equations, (2023) *in prep.*
- [11] K. Ricardo, D. Lee, K. Duru, Conservation and stability in a discontinuous Galerkin method for the vector invariant spherical shallow water equations, (2023) arXiv:2303.17120.
- [12] J. Thurn, Use of the Gibbs thermodynamic potential to express the equation of state in atmospheric models, *Q. J. R. Meteorol. Soc.* 143 (2017) 1185–1196.
- [13] P. J. Dellar, Common Hamiltonian structure of the shallow water equations with horizontal temperature gradients and magnetic fields, *Phys. Fluids* 15 (2003) 292–297.
- [14] E. S. Warnford, P. J. Dellar, The quasi-geostrophic theory of the thermal shallow water equations, *J. Fluid Mech.* 723 (2013) 374–403
- [15] D. N. Arnold, R. S. Falk, R. Winther. Finite element exterior calculus, homological techniques, and applications. *Acta Numerica.* 15 (2006) 1–155.
- [16] W. Bauer, C. J. Cotter, Energy-enstrophy conserving compatible finite element schemes for the rotating shallow water equations with slip boundary conditions, *J. Comp. Phys.* 373 (2018) 171–187.
- [17] D. Lee, An energetically balanced, quasi-Newton integrator for non-hydrostatic vertical atmospheric dynamics, *J. Comp. Phys.* 429 (2021) 109988.
- [18] D. Lee, A Palha, Exact spatial and temporal balance of energy exchanges within a horizontally explicit/vertically implicit non-hydrostatic atmosphere, *J. Comp. Phys.* 440 (2021) 110432.
- [19] A. Natale, J. Shipton, C. J. Cotter, Compatible finite element spaces for geophysical fluid dynamics, *Dyn. Stat. Climate Sys.* 1 (2016) 1–31.
- [20] D. Lee, A. Palha, A mixed mimetic spectral element model of the rotating shallow water equations on the cubed sphere, *J. Comp. Phys.* 375 (2018) 240–262.
- [21] O. Guba, M. A. Taylor, P. A. Ullrich, J. R. Overfelt, M. N. Levy, The spectral element method (SEM) on variable-resolution grids: evaluating grid sensitivity and resolution-aware numerical viscosity, *Geosci. Model. Dev.* 7 (2014) 2803–2816.
- [22] C. W. Shu, S. Osher, Efficient implementation of essentially nonoscillatory shock-capturing schemes, *J. Comp. Phys.* 77 (1988) 439–471.
- [23] J. Galewsky, R. K. Scott, L. M. Polvani, An initial-value problem for testing numerical models of the global shallow-water equations, *Tellus A.*, 56 (2004) 429–440.

- [24] R. Sadourny, C. Basdevant, Parameterization of Subgrid Scale Barotropic and Baroclinic Eddies in Quasi-geostrophic Models: Anticipated Potential Vorticity Method, *J. Atmos. Sci.*, 42 (1985) 1353–1363.
- [25] D. Lee, A. Palha, A mixed mimetic spectral element model of the 3D compressible Euler equations on the cubed sphere, *J. Comp. Phys.* 401 (2020) 108993.
- [26] D. Lee, A. Martin, C. Bladwell, S. Badia, A comparison of variational upwinding schemes for geophysical fluids, and their application to potential enstrophy conserving discretisations in space and time, [arXiv:2203.04629](https://arxiv.org/abs/2203.04629) (2022).
- [27] P. A. Ullrich, T. Melvin, C. Jablonowski, A. Staniforth. A proposed baroclinic wave test case for deep- and shallow-atmosphere dynamical cores, *Q. J. R. Meteorol. Soc.*, 140 (2014) 1590–1602.
- [28] T. Melvin, T. Benacchio, J. Thuburn, C. Cotter, Choice of function spaces for thermodynamic variables in mixed finite-element methods, *Q. J. Royal. Meteorol. Soc.* 144 (2018) 900–916.