
InstructVid2Vid: Controllable Video Editing with Natural Language Instructions

Bosheng Qin
Zhejiang University
bsqin@zju.edu.cn

Juncheng Li
Zhejiang University
junchengli@zju.edu.cn

Siliang Tang
Zhejiang University
siliang@zju.edu.cn

Tat-Seng Chua
National University of Singapore
dcscts@nus.edu.sg

Yueting Zhuang
Zhejiang University
yzhuang@zju.edu.cn

Abstract

We present an end-to-end diffusion-based method for editing videos with human language instructions, namely **InstructVid2Vid**. Our approach enables the editing of input videos based on natural language instructions without any per-example fine-tuning or inversion. The proposed InstructVid2Vid model combines a pretrained image generation model, Stable Diffusion, with a conditional 3D U-Net architecture to generate time-dependent sequence of video frames. To obtain the training data, we incorporate the knowledge and expertise of different models, including ChatGPT, BLIP, and Tune-a-Video, to synthesize video-instruction triplets, which is a more cost-efficient alternative to collecting data in real-world scenarios. To improve the consistency between adjacent frames of generated videos, we propose the Frame Difference Loss, which is incorporated during the training process. During inference, we extend the classifier-free guidance to text-video input to guide the generated results, making them more related to both the input video and instruction. Experiments demonstrate that InstructVid2Vid is able to generate high-quality, temporally coherent videos and perform diverse edits, including attribute editing, change of background, and style transfer. These results highlight the versatility and effectiveness of our proposed method. Code is released in InstructVid2Vid.

1 Introduction

The diffusion models have demonstrated remarkable capability in image editing tasks [3; 13]. Recent research has attempted to extend the success of these models in the image domain to the video domain, as evidenced by Dreamix [28], Video-P2P [25], and Tune-a-Video [58]. For each video that needs editing, these models initially fine-tune the video diffusion model using the given input video and a text description, allowing the model to associate the specific text with the video. During the inference stage, the model generates various edited versions of the input video by supplying an altered version of the given text, enabling different editing outcomes for the same input video. Although these methods are effective, they mandate an extensive fine-tuning process tailored to each individual video, which significantly diminishes editing efficiency.

To address the aforementioned problem, we propose InstructVid2Vid, a novel end-to-end video editing pipeline that edit the input video based on accepts human language instructions without requiring for any example-specific fine-tuning, extra images/videos, or comprehensive descriptions of the input/output videos. InstructVid2Vid generates the edited video based on the given input video and instructions. It is a conditional diffusion model that contains a conditional 3D U-Net architecture

to generate time-dependent sequence of video frames, which is inherited and modified from the 2D U-Net in the pretrained Stable Diffusion for text-to-image (T2I) tasks.

To effectively train InstructVid2Vid, we need to gather data that includes a variety of input videos, instructions, and corresponding output videos. It is crucial that the input and output videos demonstrate temporal consistency, and maintain consistency with the unedited subject, while accurately reflecting the modifications specified by the instructions. Unfortunately, there is no pre-existing dataset or model that readily provides the required data, and collecting video-instruction triplets in real-world situations can be expensive. Recent research suggests that the generative capabilities of a model can be enhanced by integrating multiple foundational models (e.g. vision-language model [33; 22; 31], language model [4; 32]), offering a promising avenue for the development of a comprehensive solution [57; 3; 55]. Based on the concept of model composition, we propose synthesizing video-instruction triplets by leveraging the combined use of ChatGPT¹, BLIP, and Tune-a-Video models. The three models contain complementary knowledge about language, image, and video, enabling us to build a more powerful pipeline for acquiring input videos, instructions, and edited videos triplets at a lower cost than collecting data in real-world scenarios. The resulting dataset will be used for training the InstructVid2Vid.

During training, the InstructVid2Vid learns to reconstruct the ground truth edited video with the given instructions and input video. We also propose the Frame Difference Loss and apply it in training, which guides the model to generate video with consistency between adjacent frames. During inference, the model performs direct video editing in the forward pass in classifier-free guidance with text-video input, guiding the synthesized video to be more related to the input video and instructions. Experiments show that InstructVid2Vid is capable of generating high-quality videos with temporal coherence while performing a diverse set of edits such as attribute editing, background alteration, and style transfer, highlighting the effectiveness of the proposed method.

Our main contributions can be summarized as follows:

- 1) We introduce InstructVid2Vid, an innovative, end-to-end video editing pipeline that effectively incorporates human instructions. To the best of our current understanding, this represents the inaugural diffusion model for end-to-end video editing that can accomplish the task without necessitating any example-specific fine-tuning or inversion processes for the provided input video.
- 2) We put forward a novel pipeline for the synthesis of video-instruction triplets, to be employed as the training set for InstructVid2Vid. This process integrates a broad spectrum of knowledge and expertise sourced from ChatGPT, BLIP, and Tune-a-Video. The resultant approach is markedly more cost-efficient than the traditional method of gathering data from real-world scenarios.
- 3) We propose the integration of Frame Difference Loss into the training procedure, which enhances the temporal consistency between adjacent frames in the videos that are generated.
- 4) Experiment results demonstrate that InstructVid2Vid is capable of performing various types of video editing, including attribute editing, background alteration, and style transfer, resulting high-quality and temporally coherent edited videos.

2 Related Work

2.1 Text-to-Video Synthesis

Text-to-video (T2V) generation remains a relatively new research field compared with text-to-image (T2I) generation due to the scarcity of high-quality text-video pairs and the extensive training costs involved [50; 10]. GODIVA [53] first proposed an open-domain, auto-regressive text-to-video pretrained model that generates videos from text using VQ-VAE [46]. NÜWA [54] introduced a 3D transformer encoder-decoder framework that encompasses language, image, and video simultaneously, achieving eight typical visual generation and manipulation tasks, including T2V generation. CogVideo [17] presents a 9-billion-parameter pretrained Transformer for T2V generation in the general domain, employing multi-frame-rate hierarchical training to better align text-clip pairs. Video Diffusion Model (VDM) [16] extend the standard image diffusion architecture with a factorized space-time U-Net, enabling joint training from image and video data. Imagen Video [15] introduces a text-

¹<https://openai.com/blog/chatgpt>

conditional video generation system based on a cascade of video diffusion models and v-prediction parameterization to generate high-definition videos. Phenaki [47] learns video representation by compressing the video into a compact representation of discrete tokens and training the model on a large scale of image-text pairs and a smaller number of video-text pairs. Make-A-Video [39] presents an approach for directly translating the significant advancements in T2I generation to T2V generation by learning what the world looks like and how it is described from paired text-image data and learning how the world moves from unsupervised video footage.

2.2 Text Driven Image Editing

Text-driven image editing has achieved remarkable progress [2; 7; 26; 56; 19; 6; 42; 11; 52]. Prompt-to-Prompt [13] and Plug-and-Play [44] synthesize controlled images by manipulating the attention features in U-Net during the diffusion process. Null-Text Inversion [27] extends the text editing technique of Prompt-to-Prompt to real images with pivotal inversion and null-text optimization. InstructPix2Pix [3] presents a pretrained diffusion model for editing images based on human instructions, with the model trained on a large dataset generated by GPT-3 [4] and Stable Diffusion [34]. Textual Inversion [8], DreamBooth [36], and Custom-Diffusion [21] are capable of generating related images for a given set of images containing a specific concept with learned specialized tokens.

2.3 Text Driven Video Editing

Text-driven video editing has also piqued research interest [49; 30; 38; 59]. Text2Live [1] aims to generate an edit layer that is composited over the input image or video with a given text prompt to augment the scene with visual effects. Recently, several video editing approaches have been proposed by fine-tuning the given images or videos with pretrained diffusion models. Dreamix [28] performs text-based motion and appearance editing through mixed video-image fine-tuning. Video-P2P [25] presents real-world video editing with cross-attention control using a decoupled-guidance strategy. The input video is inverted with the Text-to-Set model and optimized with a shared unconditional embedding. Turn-A-Video [58] generates videos from text prompts via one-shot fine-tuning of pretrained T2I diffusion models. Pix2Video [5] achieves video editing by DDIM inversion [40] and progressively propagate the changes to the intermedia features in self-attention. Distinct from previous works, our InstructVid2Vid model can achieve end-to-end video editing follow human language instructions without any example-specific fine-tuning or inversion for each video and does not require any additional input, such as user-drawn masks or extra images/videos.

3 Method

InstructVid2Vid is a supervised learning problem that necessitates a training dataset. Therefore, in Section 3.1, we will first introduce the pipeline for integrating ChatGPT, BLIP [23], and Tune-a-Video [58] models to generate a training dataset for InstructVid2Vid. In Section 3.2, we will present the model framework of InstructVid2Vid. Figure 1 summarizes the pipeline of the proposed InstructVid2Vid.

3.1 Dataset

In this sub-section, we will demonstrate the pipeline for generating instructions and the corresponding video triplets by enhancing the generative capabilities of the diffusion model with model composition. We achieve this by integrating three foundational models, including ChatGPT, BLIP [23], and Tune-a-Video [58]. In Section 3.1.1, we will describe the process of generating captions for the given input videos using the pretrained BLIP model. In Section 3.1.2, we will explain the process of generating instructions and the captions that describe the video after applying the instructions, utilizing ChatGPT. In Section 3.1.3, we will elaborate on the process of generating edited videos using the Tune-a-Video pipeline with the given video and instructions, allowing us to obtain the input videos, instructions, and output video triplets for training InstructVid2Vid.

3.1.1 Generate Video Captions

The first step is to generate video captions for all given video clips. Existing video caption models are either domain-specific [9], require extra input [37], or require examples [51]. Therefore, we use

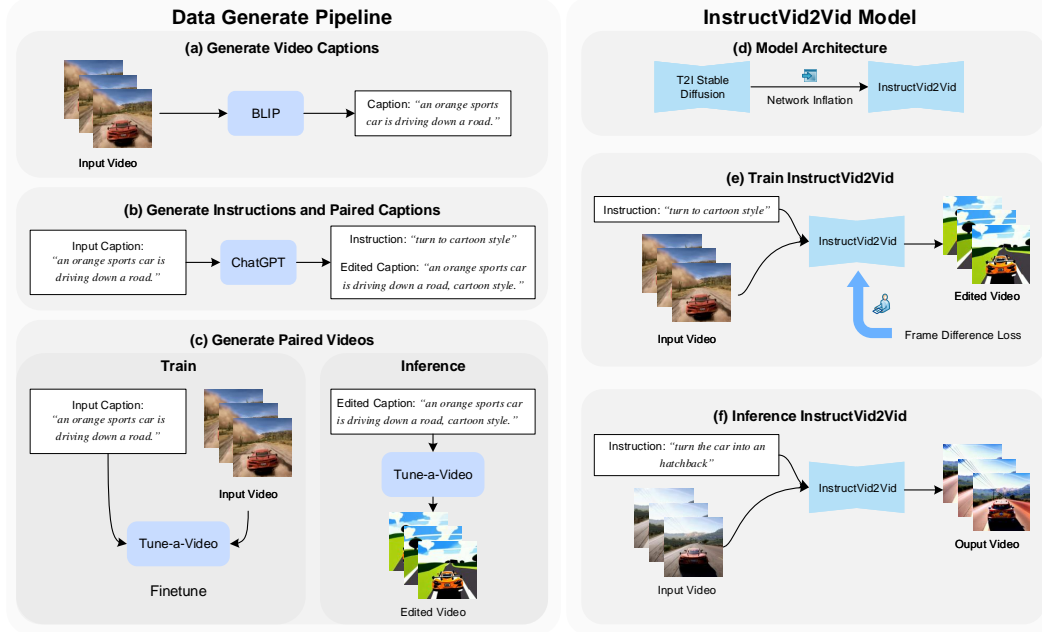


Figure 1: Pipeline of InstructVid2Vid. (a) We first use BLIP to generate video captions for real videos. (b) Subsequently, we employ ChatGPT to generate instructions and edited captions based on the video captions. (c) The input videos and captions are then utilized to fine-tune the video diffusion model using the Tune-a-Video pipeline, and we obtain the edited video by inputting the edited captions into the fine-tuned Tune-a-Video model. Finally, we acquire the input videos, instructions, and output video triplets. This dataset is used to train the (d) InstructVid2Vid model, which contains 3D U-Net modified from Stable Diffusion. (e) The training objective is to reconstruct a smooth, edited video given the input video and instruction with the assistance of the proposed Frame Difference Loss. (f) During inference, InstructVid2Vid is capable of editing the input video with human instructions, which is achieved by extending the classifier-free guidance to the text-video input.

the pretrained image caption model, BLIP, to generate the required captions. Note that the generated video captions are only used for generating the dataset, where we find that the caption from the image model is sufficient for the ChatGPT and Tune-a-Video pipeline in the following steps. Firstly, we transform the video into an image sequence and then forward each image to the BLIP model. Consequently, we obtain captions for every image in the sequence. Finally, the caption with the most occurrences is chosen as the caption for the video clip.

3.1.2 Generate Instructions and Edited Captions

Based on the generated video captions, we can generate instructions and edited captions using ChatGPT. This operation is solely within the text domain. For instance, given the input caption "a man in white is playing Tai Chi in the garden," we expect ChatGPT to generate instructions like "turn the man into a rabbit" and a modified caption "a rabbit is playing Tai Chi in the garden." Owing to its immense knowledge and capability in human language, ChatGPT can generate creative yet sensible instructions and captions with just a few handwritten examples, as shown in Table 1. For example, when presented with the video caption "a man in white is playing Tai Chi in the garden," the input prompt for ChatGPT is "please generate sentences as examples. Each sentence contains the original prompt 'a man in white is playing Tai Chi in the garden,' the instruction, and the modified prompt, which are separated by 'I.'" After providing just two examples in practice, ChatGPT can generate instructions and edited captions as required.

3.1.3 Generate Paired Videos

Next, we need to generate the edited video for the given video and instructions. The challenge is to ensure the temporal consistency of the video, and to maintain the appearance of non-edited content as

Table 1: Examples of generated instructions and edited captions with the video caption “a man in white is playing Tai Chi in the garden”.

	Instruction	Edited Caption	Edit Type
Handwritten Example	turn the man into a rabbit	a rabbit is playing Tai Chi in the garden	attribute modification
	turn to cartoon style	a man is playing Tai Chi in the garden, cartoon style	style transfer
ChatGPT Generated	move to desert ranch	a man in white is playing Tai Chi in the desert ranch	background change
	turn to charcoal pencil sketch style	a man in white is playing Tai Chi on a mountain, charcoal pencil sketch style	style transfer
	turn the man into a panda	a panda is playing Tai Chi in the garden	attribute modification

unchanged between the original and the edited videos. Therefore, we use the Tune-a-Video pipeline [58], a recent approach aimed at generating temporally consistent videos through one-shot fine-tuning. Given the input video and its caption, the Tune-a-Video pipeline establishes connections between the caption and the video during fine-tuning. After fine-tuning, Tune-a-Video can generate various types of temporally consistent videos by simply providing the edited caption. However, the Tune-a-Video pipeline requires fine-tuning of the video diffusion model for each given clip before generation, where each fine-tuned model can only generate edited videos based on the training video. Thus, for each video in the training set, we fine-tune the video diffusion model following the configurations in the Tune-a-Video pipeline. After fine-tuning, we use the edited captions generated by ChatGPT as input for the Tune-a-Video model, enabling the generation of temporally consistent videos while preserving the appearance of non-edited content. Finally, by integrating the BLIP, ChatGPT, and Tune-a-Video pipeline, we can obtain multiple input video, instruction, and edited video triplets as the training set for the InstructVid2Vid model.

3.2 InstructVid2Vid Model

In Section 3.2.1, we will introduce the model architecture of InstructVid2Vid. In Section 3.2.2, we will present the proposed frame difference loss to enhance the consistency between adjacent frames. In Section 3.2.3, we will extend the classifier-free guidance to accommodate text-video input situations, guiding the InstructVid2Vid model to generate edited videos correlated with the input video and instruction.

3.2.1 Model Architecture

The InstructVid2Vid model utilizes the same CLIP [33] text encoder as in T2I Stable Diffusion and the same VAE [20] image encoder and decoder. The only difference lies in the U-Net, where our model inflates and modifies the 2D U-Net [35] in Stable Diffusion to a 3D U-Net [60] to generate sequential visual data.

Following VDM [16], we first modify the convolution in the 2D U-Net into a space-only 3D convolution. For example, we modify each 3×3 convolution into a $1 \times 3 \times 3$ convolution, where the first channel indexes video frames, and the second and third channels indicate the height and width of frames. After each spatial convolution, we add a temporal convolution to model the correlations in the temporal domain. Similar operations are also applied to the attention layer. We modify the attention block in the 2D U-Net into space-only attention, followed by attention in the temporal domain. The parameters in the spatial convolutions and attentions are inherited from the pretrained T2V stable diffusion for faster convergence speed, and the parameters in temporal convolutions and attentions are initialized randomly.

The input of InstructVid2Vid consists of the input video and instruction. The video is encoded by the VAE encoder, which encodes every frame in the spatial domain. The encoded video has dimensions [batch size, channel, number of frames, height, width]. The instruction is encoded by the CLIP text encoder. During training, the encoded input and noisy edited videos are concatenated in the [channel] dimension, with the text embedding guiding the cross-attention algorithm in the 3D U-Net. The optimization goal is to correctly predict the added noise while preserving the temporal consistency between adjacent frames, as detailed in Section 3.2.2. During inference, the encoded input video is concatenated with the noisy latent in Gaussian distribution in the [channel] dimension, with the text embedding also guiding the cross-attention algorithm. With the multimodal classifier-free guidance introduced in Section 3.2.3, the 3D U-Net can synthesize video features based on the input video and instruction. After passing through the VAE decoder to reconstruct every video frame in the spatial domain, we can obtain the synthesized edited video.

3.2.2 Frame Difference Loss

Distinct from the T2I diffusion model, the T2V model necessitates consistency between adjacent frames to ensure a smooth video. Generally, the differences between adjacent frames are minimal, and the majority of the temporal information should remain consistent. To facilitate the generation of smooth videos in the InstructVid2Vid method, we propose the Frame Difference Loss and implement it during the training process. Note that the encoded features in 3D U-Net also preserve the spatial information of frames, such that the differences in corresponding features should be similar when two frames are alike. Consequently, the Frame Difference Loss is defined as the disparity between the predicted features of two consecutive frames:

$$L_{fd} = \sum_{i=0}^f v_i - v_{i-1} \quad (1)$$

where v_i represents the encoded features of i^{th} frame, and f denotes number of frames.

By incorporating the Frame Difference Loss into the training process of the InstructVid2Vid model, we can guide the model to generate smooth edited videos that are consistent with the provided instructions and input videos. The final loss is defined as:

$$L_{fd} = L_{sd} + \lambda L_{fd} = \text{MSE}(n_p, n_{gt}) + \lambda \sum_{i=0}^f v_i - v_{i-1} \quad (2)$$

$$v_i = \{n_{in}\}_i - \{n_p\}_i \quad (3)$$

where L_{sd} denotes the MSE loss used in Stable Diffusion. n_p represents the predicted noise for the 3D U-Net, n_{gt} refers to the ground truth noise level, and n_{in} signifies the input noisy video. λ is a hyperparameter defined during the training process. We set $\lambda = 10^{-3}$ by default.

3.2.3 Multimodal Classifier-Free Guidance

The classifier-free guidance employed in T2I Stable Diffusion exclusively uses the text as input. It effectively reallocates the probability mass towards the data where the implicit classifier $p_\theta(c|z_t)$ assigns a higher likelihood to the conditioning variable, c .

$$\tilde{e}_\theta(z_t, c_T) = e_\theta(z_t, \emptyset) + s_T \cdot (e_\theta(z_t, c_T) - e_\theta(z_t, \emptyset)) \quad (4)$$

where \tilde{e}_θ denotes the final estimation of noise. e_θ represents the estimations of noise by U-Net in a single diffusion step. The input latent for U-Net at time step t is denoted as z_t , while c_T represents the text condition. The text guidance scale is represented by s_T .

In contrast to T2I Stable Diffusion, which only takes text as input, InstructVid2Vid takes both instruction and video as input. This poses a challenge for classifier-free guidance as it needs to reallocate the probability mass towards the two inputs simultaneously. Previous studies [24; 3] have demonstrated that the classifier-free guidance mechanism used in conditional diffusion models is capable of producing accurate score estimates for multiple text inputs or text-image inputs. This concept can be extended to the InstructVid2Vid model, which employs both text condition c_T and video condition c_V to generate a synthesized edited video.

The implementation of the classifier-free guidance mechanism involves jointly training the diffusion model for both conditional and unconditional denoising. During training, we randomly set only $c_V = \emptyset$ for 5% of the training data, only $c_T = \emptyset$ for another 5% of the training data, and both $c_V = \emptyset$ and $c_T = \emptyset$ for the remaining 5% of the data. By training the model using both conditional and unconditional diffusion, the InstructVid2Vid model can perform either conditional or unconditional denoising with respect to the text and video input.

During inference, the scores estimated for both conditional and unconditional denoising are combined to produce the final output. Given the text condition c_T and video condition c_V , the following equation holds:

$$\begin{aligned} \log(P(z | c_T, c_V)) &= \log\left(\frac{P(z, c_T, c_V)}{P(c_T, c_V)}\right) = \log\left(\frac{P(c_T | c_V, z) P(c_V | z) P(z)}{P(c_T, c_V)}\right) \\ &= \log(P(c_T | c_V, z)) + \log(P(c_V | z)) + \log(P(z)) - \log(P(c_T, c_V)) \end{aligned} \quad (5)$$




Figure 2: Visualized results of InstructVid2Vid on Movie dataset. The model could achieve attribute modification, background changes, and style transfer for input video.

Taking the partial derivative with respect to z yields:

$$\log(P(z | c_T, c_V)) = \nabla_z \log(P(z)) + \nabla_z \log(P(c_V | z)) + \nabla_z \log(P(c_T | c_V, z)) \quad (6)$$

This shifts probability mass towards higher values of $P(c_V | z)$ and $P(c_T | c_V, z)$. Consequently, during inference, the estimated noise at time step t is calculated using the following formula:

$$\begin{aligned} \tilde{e}_\theta(z_t, c_T, c_V) = & e_\theta(z_t, \emptyset, \emptyset) + s_V \cdot (e_\theta(z_t, c_V, \emptyset) - e_\theta(z_t, \emptyset, \emptyset)) \\ & + s_T \cdot (e_\theta(z_t, c_V, c_T) - e_\theta(z_t, c_V, \emptyset)) \end{aligned} \quad (7)$$

where s_V and s_T represent the video and text guidance scales, respectively, and are defined during inference. A higher s_V value guides the synthesis of the video more closely to the input video, while a higher s_T value enables more guidance by the instruction.

4 Experiments

In Section 4.4, we illustrate the capability of the InstructVid2Vid to execute various video editing tasks, including attribute modification, background alteration, and style transfer, while maintaining

temporal consistency across different types of videos. The evaluation is conducted on five unique datasets, namely the Cars, Tai Chi, Movie, City, and School datasets, as thoroughly detailed in Section 4.2. In Section 4.5, we conduct ablation studies accompanied by quantitative and qualitative analysis, demonstrating that the Frame Difference Loss augments the smoothness and quality of the generated video.

4.1 Implementation Details

All experiments are conducted using PyTorch [29] and Numpy [12]. The InstructVid2Vid method is developed based on the pre-trained T2I model, Stable Diffusion [8; 48]. We uniformly sample 8 frames from the input video at a resolution of 512×512 . The model is optimized using the Adam optimizer with a learning rate of 5×10^{-5} . For image generation, we employ the DDIM sampler [40] with 50 diffusion steps. The guidance scale s_T is set to 10, and the video guidance scale s_V is set to 1.5.

4.2 Datasets

We assess the performance of the InstructVid2Vid using five distinct types of videos, namely the Cars dataset, Tai Chi dataset, Movie dataset, City dataset, and School dataset, encompassing diverse scenarios. The Tai Chi dataset is derived from the UCF-101 [41] Tai Chi class and expanded by acquiring additional Tai Chi videos from the web. The remaining datasets are obtained from online sources. The videos chosen in each instance are protracted videos with a minimal number of transitions for optimum consistency.

The Cars dataset comprises videos featuring cars driving from a third-person perspective. The Tai Chi dataset showcases an individual practicing Tai Chi in the center of the frame. We employ the movie "1917" as the Movie dataset, a one-shot long video narrating the story of two soldiers. The City dataset entails a continuous driving video recorded from a car's perspective within a city setting. Lastly, the School dataset provides an aerial view of a school.

For each dataset, we segment every video into 6-second clips, allocating 70% of the clips to the training set and reserving the remaining 30% for evaluation purposes. Within the training set, we generate 300 caption-instruction-edited caption triplets for each clip using BLIP and ChatGPT, resulting in a total of 21,000 video-instruction-edited video triplets. The instructions and clips in the validation set are utilized to evaluate the performance of our model.

4.3 Evaluation Matrices

We utilize frame differencing, optical flow [18], and block matching techniques to evaluate the consistency between adjacent frames in the edited video. The image quality of each video frame is assessed using NR-PSNR [45] and FID [14] metrics.

Frame Differencing (FD) is employed to determine the pixel differences between consecutive frames. The absolute value of the pixel differences is calculated for each pair of adjacent frames. A higher frame differencing value indicates that the video frames lack smoothness.

Optical Flow (OF) [18] is a method utilized to estimate pixel motion between adjacent frames. By computing the optical flow, a motion vector field can be obtained, which characterizes the motion information of objects in the scene. By comparing the motion vector fields of adjacent frames, the smoothness of the video frames can be evaluated. Significant changes in the motion vector field may suggest discontinuity between the video frames.

Block Matching (BM) divides each frame into multiple blocks, and subsequently, seeks matching blocks in adjacent frames. By calculating the degree of match and the motion vector between blocks, the smoothness of the video frames can be assessed. A lower degree of match or a larger motion vector may indicate poor smoothness between the video frames.

No-Reference Peak Signal-to-Noise Ratio (NR-PSNR) [45] is an objective quality assessment metric used for evaluating the generation of videos. Unlike traditional Peak Signal-to-Noise Ratio (PSNR), which necessitates a reference video for comparison, NR-PSNR can assess the quality of a video without such a reference. We employ a 3x3 Laplacian operator for edge detection, which highlights areas of rapid intensity change to estimate noise. The NR-PSNR is then calculated by

Table 2: Quantitative evaluation of the impact of Frame Difference Loss on the smoothness and quality of the generated video. \uparrow indicates higher values are preferable, while \downarrow indicates lower values are preferable.

Model	Frame Differencing \downarrow	Consistency		Quality	
		Optical Flow \downarrow	Block Matching \uparrow	NR-PSNR \uparrow	FID \downarrow
w/o Frame Difference Loss	38.91	12.86	4.63	46.34	104.36
with Frame Difference Loss	30.67	9.49	4.82	47.27	96.87

taking the logarithm of the peak intensity-to-noise estimate ratio. A higher NR-PSNR value typically indicates better video quality for each video frame.

Frechet Inception Distance (FID) [14] is another measure employed to evaluate the quality of videos generated by machine learning models. FID captures the similarity between the frame distributions of the generated video and the real video by comparing their high-level features extracted using an Inception network [43]. A lower FID score suggests a greater similarity between the distributions, indicating that the generated video is closer to the real video in the feature space.

4.4 Visualization Results

The InstructVid2Vid framework effectively achieves attribute modification, background change, and style transfer for a given video while preserving temporal information without compromising the original motion. Visualized results can be observed in Figures 2, 3, 4, 5, 6, and 7.

Attribute Modification: The InstructVid2Vid framework is capable of modifying specific object attributes. For instance, it can change the color of cars (as shown in the 4th and 5th rows of Figure 3) while generally preserving the original environment and motion, including the background mountain and road details. The model can also modify the appearance of specific attributes, such as changing the attire of soldiers (1st and 2nd rows of Figure 2) or transforming a sports car into a hatchback or a pickup truck (2nd and 3rd rows of Figure 3).

Background Change: InstructVid2Vid can seamlessly alter the background of a video while generally maintaining the original appearance of the main subjects and temporal information. For example, the model can change the background of two soldiers walking on the field to walking amidst cherry blossoms (3rd row in Figure 2) or change the environment to a snowy winter scene (5th row in Figure 2). The model can also change the lighting conditions of the video, such as transforming the scenery of a city into a snowy night scene (5th row of Figure 4). Additionally, the model is capable of modifying the weather conditions, such as transforming the weather to a thunderstorm (7th row of Figure 3) or creating a foggy atmosphere in a clear city sky (3rd row in Figure 5).

Style Transfer: InstructVid2Vid demonstrates the ability to achieve style transfer while preserving motion and semantics. For example, the model can transform the style of a scene featuring two soldiers walking in a field into either a gingerbread house making style or an oil paste style (8th and 9th rows in Figure 2). Additionally, it can modify the style of videos depicting cities or cars. For instance, it can change the city view scenery to a textile art style (3rd row of Figure 4), or transform a video of cars driving into a vector art style (8th row of Figure 3).

4.5 Ablation Experiments with Quantitative and Qualitative Analysis

We conducted quantitative and qualitative ablation analysis to evaluate the performance of the proposed Frame Difference Loss.

For the quantitative experiment, we evaluated the generated video using five quantitative indicators, which can be categorized into two groups: evaluation of consistency between adjacent frames and evaluation of video quality. To assess the consistency between adjacent frames, we employed frame differencing (FD), optical flow (OF), and block matching (BM). For evaluating the video quality, we utilized NR-PSNR and FID to assess the image quality of each frame, as detailed explained in Section 4.3. The results are presented in Table 2. It is evident that the InstructVid2Vid model with Frame Difference Loss exhibits higher frame consistency, as indicated by lower frame differencing




Figure 3: Visulized results of InstructVid2Vid on Cars dataset.

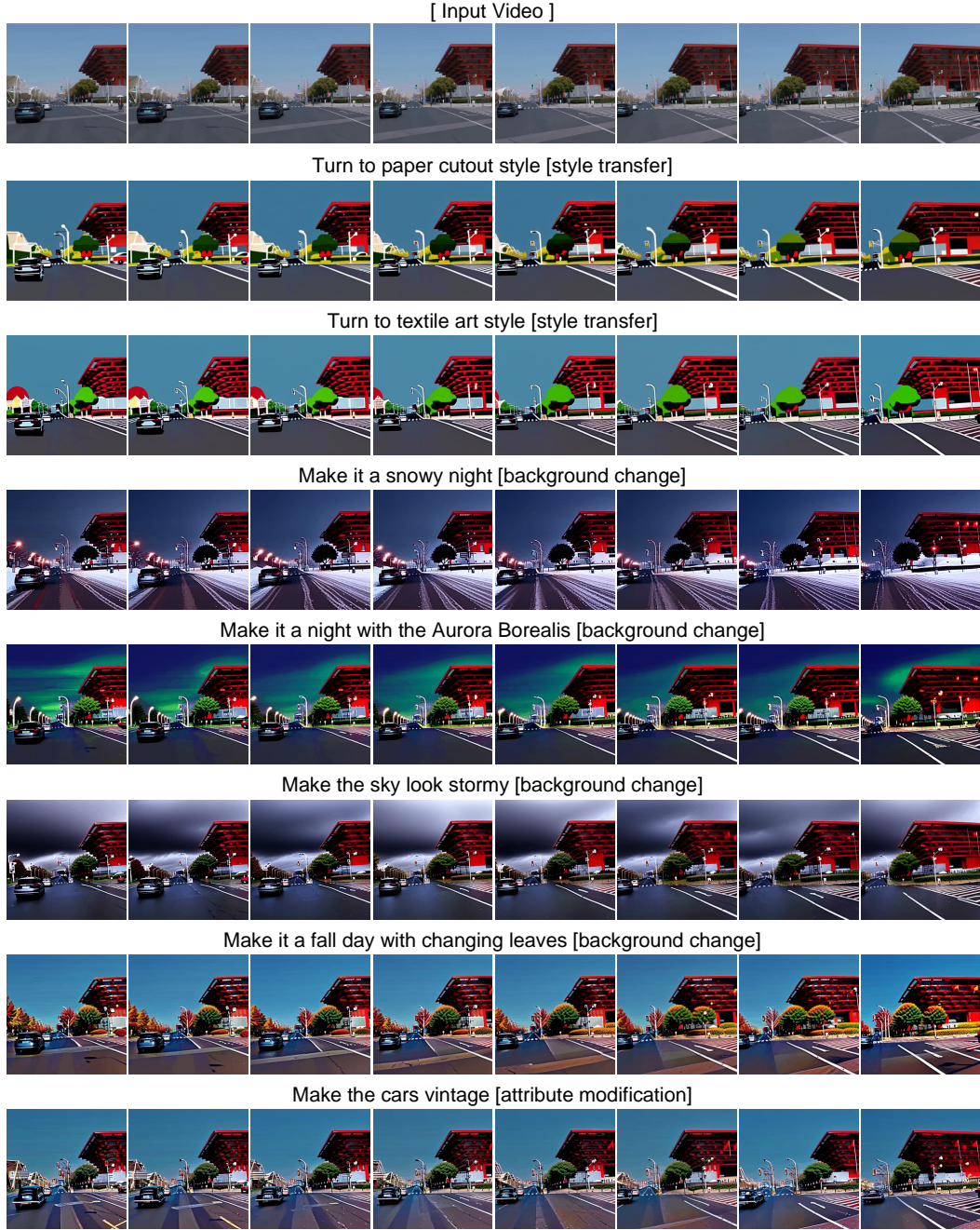


Figure 4: Visulized results of InstructVid2Vid on City dataset.




Figure 5: Visulized results of InstructVid2Vid on City dataset.



Figure 6: Visualized results of InstructVid2Vid on Tai Chi dataset.

and optical flow scores, along with a higher block matching score. Furthermore, the generated videos with Frame Difference Loss demonstrate superior video quality compared to the control group without Frame Difference Loss. This suggests that the Frame Difference Loss not only enhances the consistency between adjacent frames but also contributes to the quality of each individual frame by incorporating information from neighboring frames.

For the qualitative ablation analysis, we conducted a comparison between the generated videos with and without the implementation of Frame Difference Loss. The results are presented in Figure 8. It is evident that the videos generated by InstructVid2Vid with Frame Difference Loss exhibit improved stability and fewer glitches between adjacent frames, as depicted by the red rectangular regions in the comparison of the two ablation counterparts. For instance, in the second frame of the first example within the red box, where the adjacent frames portray dirt hills, the InstructVid2Vid without Frame Difference Loss erroneously generates a frame depicting a grassland-covered mountain. In contrast, the InstructVid2Vid with Frame Difference Loss accurately synthesizes the dirt hills. Similar results can be observed in the fifth frame of the first example, where the InstructVid2Vid without Frame Difference Loss unexpectedly introduces red cars in the distance. In comparison,




Figure 7: Visualized results of InstructVid2Vid on School dataset.



Figure 8: Ablation Experiments of InstructVid2Vid. InstructVid2Vid with Frame Difference Loss generates smoother videos compared to its ablation counterpart.

the InstructVid2Vid with Frame Difference Loss avoids such sudden glitches with the red car. Furthermore, the application of Frame Difference Loss effectively prevents abrupt color changes in adjacent frames, as demonstrated in the third frame of the first example and the fourth frame of the second example.

Additionally, we present the cases where InstructVid2Vid fails, as shown in Figure 9. In certain instances, InstructVid2Vid may struggle to comprehend instructions, particularly when they involve adding elements to the video (examples 1 to 3 in Figure 9). The model also occasionally exhibits errors in incomplete style transfer, such as when the video is colored instead of the desired black and white style (example 4 in Figure 9).

5 Conclusion, Limitations and Further Works

We present InstructVid2Vid, the first end-to-end diffusion-based method for video editing with human language instructions that does not require any example-specific fine-tuning or inversion for the input videos and instructions. InstructVid2Vid is trained on synthesis datasets generated by incorporating the knowledge from ChatGPT, BLIP, and the Tune-a-Video, which is a cost-effective alternative to collecting data in real-world scenarios. The model is inherited and modified from the pre-trained T2V model Stable Diffusion, where we use 3D U-Net for denoising steps and synthesizing sequence of video frames. We propose the Frame Difference Loss and apply it during the training process to achieve better temporal consistency between adjacent frames in the generated video. We also extend classifier-free guidance to text-video input situations, guiding InstructVid2Vid generate edited

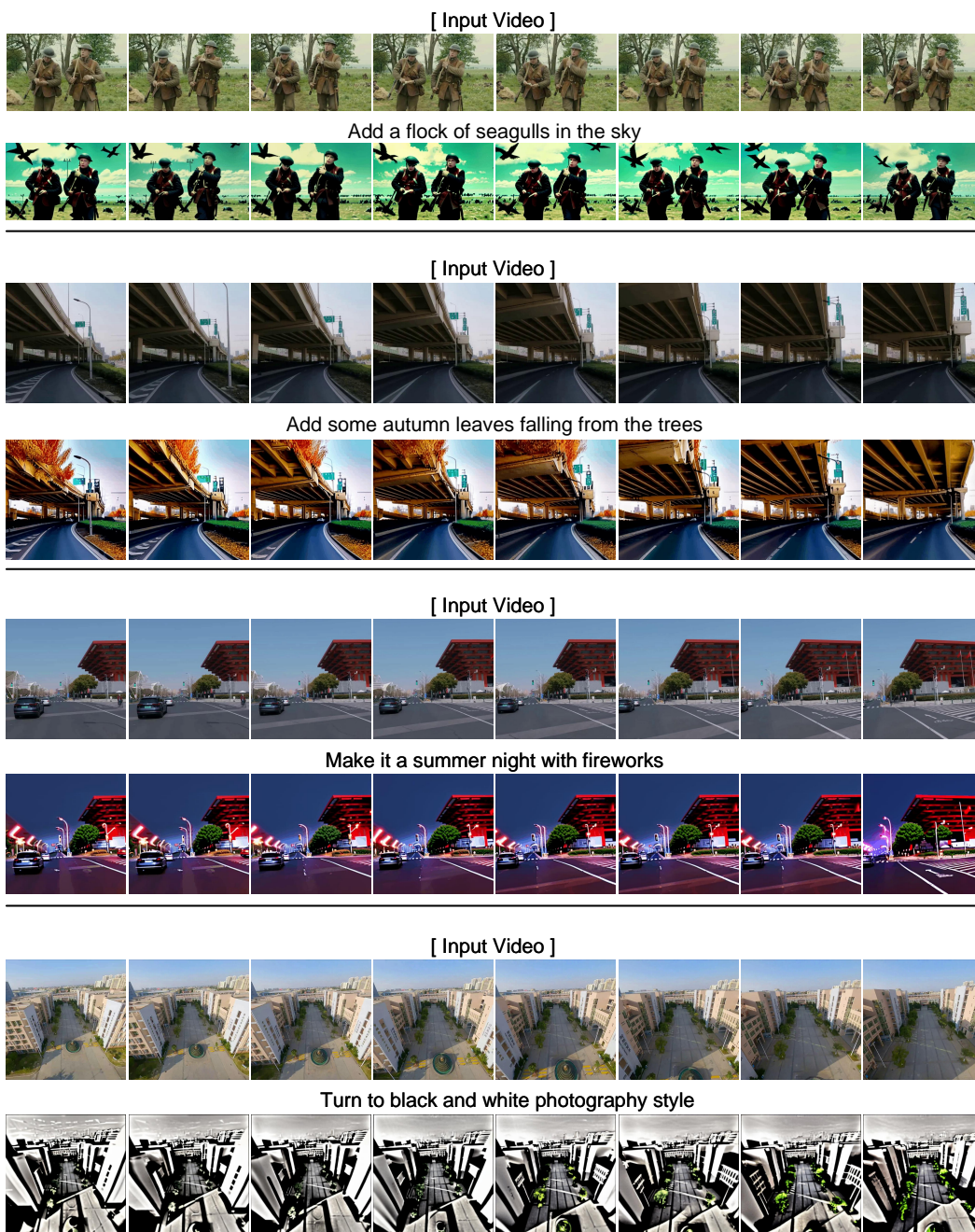


Figure 9: Failed cases of InstructVid2Vid.

videos in both text and video-related domains. Experiments with visualized results demonstrate that InstructVid2Vid achieves attribute modification, background changes, and style transfer for input videos while maintaining the original appearance of unaltered objects and temporal coherence of the original videos.

We have organized video editing techniques into four levels of increasing complexity, ranging from appearance editing to semantic and narrative editing, outlined as follows:

Level 1: Appearance Editing

- 1) Attribute editing: Modify specific attributes of objects or characters in a video, such as color, texture, or type.
- 2) Background change: Replace or modify the video background while preserving foreground elements, or generate new environments, change the time of day, or alter weather conditions in a scene.
- 3) Style transfer: Apply the visual style or artistic technique of a reference image or video to the input video, altering its overall appearance while maintaining its content.

Level 2: Motion and Object Interaction

- 1) Kinematic synthesis: Generate new motion paths or animations for objects or characters, maintaining their physical properties and the scene’s coherence.
- 2) Object interaction: Modify or create interactions between objects or characters within a scene, such as combining or swapping movements.
- 3) Motion direction change: Alter the moving direction of objects or characters within a video while maintaining their natural motion properties.

Level 3: Scene Reconstruction

- 1) Camera movement synthesis: Simulate different camera movements, angles, or focal lengths to achieve desired effects.

Level 4: Semantic and Narrative Editing

- 1) Story-driven editing: Modify or rearrange scenes based on a desired narrative or story structure.

At present, our InstructVid2Vid model is capable of performing Level 1 video editing tasks. In the future, we plan to enhance InstructVid2Vid’s capabilities for higher-level video editing by incorporate a more complex model for comprehensive video understanding. Developing a model capable of performing all four levels of video editing is challenging, but we are confident that we will eventually achieve this goal.

References

- [1] Omer Bar-Tal, Dolev Ofri-Amar, Rafail Fridman, Yoni Kasten, and Tali Dekel. *Text2LIVE: Text-Driven Layered Image and Video Editing*, book section Chapter 41, pages 707–723. Lecture Notes in Computer Science. 2022.
- [2] Rumeysa Bodur, Erhan Gundogdu, Binod Bhattarai, Tae-Kyun Kim, Michael Donoser, and Loris Bazzani. iedit: Localised text-guided image editing with weak supervision. *arXiv e-prints*, page arXiv:2305.05947, 2023.
- [3] Tim Brooks, Aleksander Holynski, and Alexei A. Efros. Instructpix2pix: Learning to follow image editing instructions. *arXiv e-prints*, page arXiv:2211.09800, 2022.
- [4] Tom B. Brown, Benjamin Mann, Nick Ryder, Melanie Subbiah, Jared Kaplan, Prafulla Dhariwal, Arvind Neelakantan, Pranav Shyam, Girish Sastry, Amanda Askell, Sandhini Agarwal, Ariel Herbert-Voss, Gretchen Krueger, Tom Henighan, Rewon Child, Aditya Ramesh, Daniel M. Ziegler, Jeffrey Wu, Clemens Winter, Christopher Hesse, Mark Chen, Eric Sigler, Mateusz Litwin, Scott Gray, Benjamin Chess, Jack Clark, Christopher Berner, Sam McCandlish, Alec Radford, Ilya Sutskever, and Dario Amodei. Language models are few-shot learners. *arXiv e-prints*, page arXiv:2005.14165, 2020.
- [5] Duygu Ceylan, Chun-Hao Paul Huang, and Niloy J. Mitra. Pix2video: Video editing using image diffusion. *arXiv e-prints*, page arXiv:2303.12688, 2023.
- [6] Zheng Ding, Xuaner Zhang, Zhihao Xia, Lars Jebe, Zhuowen Tu, and Xiuming Zhang. Diffusionrig: Learning personalized priors for facial appearance editing. *arXiv e-prints*, page arXiv:2304.06711, 2023.
- [7] Wenkai Dong, Song Xue, Xiaoyue Duan, and Shumin Han. Prompt tuning inversion for text-driven image editing using diffusion models. *arXiv e-prints*, page arXiv:2305.04441, 2023.
- [8] Rinon Gal, Yuval Alaluf, Yuval Atzmon, Or Patashnik, Amit Haim Bermano, Gal Chechik, and Daniel Cohen-or. An image is worth one word: Personalizing text-to-image generation using textual inversion. In *The Eleventh International Conference on Learning Representations*, 2023.
- [9] Yiqi Gao, Xinglin Hou, Wei Suo, Mengyang Sun, Tiezheng Ge, Yuning Jiang, and Peng Wang. Dual-level decoupled transformer for video captioning. In *Proceedings of the 2022 International Conference on Multimedia Retrieval*, Series Dual-Level Decoupled Transformer for Video Captioning, page 219–228. Association for Computing Machinery, 2022 Published.
- [10] Songwei Ge, Seungjun Nah, Guilin Liu, Tyler Poon, Andrew Tao, Bryan Catanzaro, David Jacobs, Jia-Bin Huang, Ming-Yu Liu, and Yogesh Balaji. Preserve your own correlation: A noise prior for video diffusion models. *arXiv e-prints*, page arXiv:2305.10474, 2023.
- [11] Vidit Goel, Elia Peruzzo, Yifan Jiang, Dejia Xu, Nicu Sebe, Trevor Darrell, Zhangyang Wang, and Humphrey Shi. Pair-diffusion: Object-level image editing with structure-and-appearance paired diffusion models. *arXiv e-prints*, page arXiv:2303.17546, 2023.
- [12] C. R. Harris, K. J. Millman, S. J. van der Walt, R. Gommers, P. Virtanen, D. Cournapeau, E. Wieser, J. Taylor, S. Berg, N. J. Smith, R. Kern, M. Picus, S. Hoyer, M. H. van Kerkwijk, M. Brett, A. Haldane, J. F. Del Rio, M. Wiebe, P. Peterson, P. Gerard-Marchant, K. Sheppard, T. Reddy, W. Weckesser, H. Abbasi, C. Gohlke, and T. E. Oliphant. Array programming with numpy. *Nature*, 585(7825):357–362, 2020.
- [13] Amir Hertz, Ron Mokady, Jay Tenenbaum, Kfir Aberman, Yael Pritch, and Daniel Cohen-or. Prompt-to-prompt image editing with cross-attention control. In *The Eleventh International Conference on Learning Representations*, 2023.
- [14] Martin Heusel, Hubert Ramsauer, Thomas Unterthiner, Bernhard Nessler, and Sepp Hochreiter. Gans trained by a two time-scale update rule converge to a local nash equilibrium. In *Proceedings of the 31st International Conference on Neural Information Processing Systems*, Series GANs trained by a two time-scale update rule converge to a local nash equilibrium, page 6629–6640. Curran Associates Inc., 2017 Published.

- [15] Jonathan Ho, William Chan, Chitwan Saharia, Jay Whang, Ruiqi Gao, Alexey Gritsenko, Diederik P. Kingma, Ben Poole, Mohammad Norouzi, David J. Fleet, and Tim Salimans. Imagen video: High definition video generation with diffusion models. *arXiv e-prints*, page arXiv:2210.02303, 2022.
- [16] Jonathan Ho, Tim Salimans, Alexey Gritsenko, William Chan, Mohammad Norouzi, and David J. Fleet. Video diffusion models. *arXiv e-prints*, page arXiv:2204.03458, 2022.
- [17] Wenyi Hong, Ming Ding, Wendi Zheng, Xinghan Liu, and Jie Tang. Cogvideo: Large-scale pretraining for text-to-video generation via transformers. In *The Eleventh International Conference on Learning Representations*, 2023.
- [18] Berthold K. P. Horn and Brian G. Schunck. Determining optical flow. *Artificial Intelligence*, 17(1):185–203, 1981.
- [19] Jiabao Ji, Guanhua Zhang, Zhaowen Wang, Bairu Hou, Zhifei Zhang, Brian Price, and Shiyu Chang. Improving diffusion models for scene text editing with dual encoders. *arXiv e-prints*, page arXiv:2304.05568, 2023.
- [20] Diederik P. Kingma and Max Welling. Auto-encoding variational bayes. *arXiv e-prints*, page arXiv:1312.6114, 2013.
- [21] Nupur Kumari, Bingliang Zhang, Richard Zhang, Eli Shechtman, and Jun-Yan Zhu. Multi-concept customization of text-to-image diffusion. *arXiv e-prints*, page arXiv:2212.04488, 2022.
- [22] Juncheng Li, XIN HE, Longhui Wei, Long Qian, Linchao Zhu, Lingxi Xie, Yueting Zhuang, Qi Tian, and Siliang Tang. Fine-grained semantically aligned vision-language pre-training. In *Advances in Neural Information Processing Systems*, 2022.
- [23] Junnan Li, Dongxu Li, Caiming Xiong, and Steven Hoi. Blip: Bootstrapping language-image pre-training for unified vision-language understanding and generation. In Chaudhuri Kamalika, Jegelka Stefanie, Song Le, Szepesvari Csaba, Niu Gang, and Sabato Sivan, editors, *Proceedings of the 39th International Conference on Machine Learning*, volume 162 of *Series BLIP: Bootstrapping Language-Image Pre-training for Unified Vision-Language Understanding and Generation*, pages 12888–12900. PMLR, 2022 Published.
- [24] Nan Liu, Shuang Li, Yilun Du, Antonio Torralba, and Joshua B. Tenenbaum. *Compositional Visual Generation with Composable Diffusion Models*, book section Chapter 26, pages 423–439. Lecture Notes in Computer Science. 2022.
- [25] Shaoteng Liu, Yuechen Zhang, Wenbo Li, Zhe Lin, and Jiaya Jia. Video-p2p: Video editing with cross-attention control. *arXiv e-prints*, page arXiv:2303.04761, 2023.
- [26] Jiafeng Mao, Xueting Wang, and Kiyoharu Aizawa. Guided image synthesis via initial image editing in diffusion model. *arXiv e-prints*, page arXiv:2305.03382, 2023.
- [27] Ron Mokady, Amir Hertz, Kfir Aberman, Yael Pritch, and Daniel Cohen-Or. Null-text inversion for editing real images using guided diffusion models. *arXiv e-prints*, page arXiv:2211.09794, 2022.
- [28] Eyal Molad, Eliahu Horwitz, Dani Valevski, Alex Rav Acha, Yossi Matias, Yael Pritch, Yaniv Leviathan, and Yedid Hoshen. Dreamix: Video diffusion models are general video editors. *arXiv e-prints*, page arXiv:2302.01329, 2023.
- [29] Adam Paszke, Sam Gross, Francisco Massa, Adam Lerer, James Bradbury, Gregory Chanan, Trevor Killeen, Zeming Lin, Natalia Gimelshein, Luca Antiga, Alban Desmaison, Andreas Köpf, Edward Yang, Zach DeVito, Martin Raison, Alykhan Tejani, Sasank Chilamkurthy, Benoit Steiner, Lu Fang, Junjie Bai, and Soumith Chintala. *PyTorch: an imperative style, high-performance deep learning library*, page Article 721. Curran Associates Inc., 2019.
- [30] Chenyang Qi, Xiaodong Cun, Yong Zhang, Chenyang Lei, Xintao Wang, Ying Shan, and Qifeng Chen. Fatezero: Fusing attentions for zero-shot text-based video editing. *arXiv e-prints*, page arXiv:2303.09535, 2023.

- [31] Bosheng Qin, Haoji Hu, and Yueting Zhuang. Deep residual weight-sharing attention network with low-rank attention for visual question answering. *IEEE Transactions on Multimedia*, pages 1–1, 2022.
- [32] Bosheng Qin, Juncheng Li, Siliang Tang, and Yueting Zhuang. Dba: Efficient transformer with dynamic bilinear low-rank attention. *arXiv e-prints*, page arXiv:2211.16368, 2022.
- [33] A. Radford, J. W. Kim, C. Hallacy, A. Ramesh, G. Goh, S. Agarwal, G. Sastry, A. Askell, P. Mishkin, J. Clark, G. Krueger, and I. Sutskever. Learning transferable visual models from natural language supervision. *International Conference on Machine Learning, Vol 139*, 139:arXiv:2103.00020, 2021.
- [34] Robin Rombach, Andreas Blattmann, Dominik Lorenz, Patrick Esser, and Bjorn Ommer. High-resolution image synthesis with latent diffusion models. In *2022 IEEE/CVF Conference on Computer Vision and Pattern Recognition (CVPR)*, Series High-Resolution Image Synthesis with Latent Diffusion Models, pages 10674–10685, 2022 Published.
- [35] Olaf Ronneberger, Philipp Fischer, and Thomas Brox. *U-Net: Convolutional Networks for Biomedical Image Segmentation*, book section Chapter 28, pages 234–241. Lecture Notes in Computer Science. 2015.
- [36] Nataniel Ruiz, Yuanzhen Li, Varun Jampani, Yael Pritch, Michael Rubinstein, and Kfir Aberman. Dreambooth: Fine tuning text-to-image diffusion models for subject-driven generation. *arXiv e-prints*, page arXiv:2208.12242, 2022.
- [37] Paul Hongsuck Seo, Arsha Nagrani, Anurag Arnab, and Cordelia Schmid. End-to-end generative pretraining for multimodal video captioning. In *2022 IEEE/CVF Conference on Computer Vision and Pattern Recognition (CVPR)*, Series End-to-end Generative Pretraining for Multimodal Video Captioning, pages 17938–17947, 2022 Published.
- [38] Chaehun Shin, Heeseung Kim, Che Hyun Lee, Sang-gil Lee, and Sungroh Yoon. Edit-a-video: Single video editing with object-aware consistency. *arXiv e-prints*, page arXiv:2303.07945, 2023.
- [39] Uriel Singer, Adam Polyak, Thomas Hayes, Xi Yin, Jie An, Songyang Zhang, Qiyuan Hu, Harry Yang, Oron Ashual, Oran Gafni, Devi Parikh, Sonal Gupta, and Yaniv Taigman. Make-a-video: Text-to-video generation without text-video data. In *The Eleventh International Conference on Learning Representations*, 2023.
- [40] Jiaming Song, Chenlin Meng, and Stefano Ermon. Denoising diffusion implicit models. In *International Conference on Learning Representations*, 2021.
- [41] Khurram Soomro, Amir Roshan Zamir, and Mubarak Shah. Ucf101: A dataset of 101 human actions classes from videos in the wild. *arXiv e-prints*, page arXiv:1212.0402, 2012.
- [42] Nikita Starodubcev, Dmitry Baranchuk, Valentin Khulkov, and Artem Babenko. Towards real-time text-driven image manipulation with unconditional diffusion models. *arXiv e-prints*, page arXiv:2304.04344, 2023.
- [43] C. Szegedy, V. Vanhoucke, S. Ioffe, J. Shlens, and Z. Wojna. Rethinking the inception architecture for computer vision. *2016 Ieee Conference on Computer Vision and Pattern Recognition (Cvpr)*, pages 2818–2826, 2016.
- [44] Narek Tumanyan, Michal Geyer, Shai Bagon, and Tali Dekel. Plug-and-play diffusion features for text-driven image-to-image translation. *arXiv e-prints*, page arXiv:2211.12572, 2022.
- [45] Deepak S. Turaga, Yingwei Chen, and Jorge Caviedes. No reference psnr estimation for compressed pictures. *Signal Processing: Image Communication*, 19(2):173–184, 2004.
- [46] Aaron Van Den Oord and Oriol Vinyals. Neural discrete representation learning. *Advances in neural information processing systems*, 30, 2017.

- [47] Ruben Villegas, Mohammad Babaeizadeh, Pieter-Jan Kindermans, Hernan Moraldo, Han Zhang, Mohammad Taghi Saffar, Santiago Castro, Julius Kunze, and Dumitru Erhan. Phenaki: Variable length video generation from open domain textual descriptions. In *International Conference on Learning Representations*, 2023.
- [48] Patrick von Platen, Suraj Patil, Anton Lozhkov, Pedro Cuenca, Nathan Lambert, Kashif Rasul, Mishig Davaadorj, and Thomas Wolf. Diffusers: State-of-the-art diffusion models. <https://github.com/huggingface/diffusers>, 2022.
- [49] Wen Wang, Kangyang Xie, Zide Liu, Hao Chen, Yue Cao, Xinlong Wang, and Chunhua Shen. Zero-shot video editing using off-the-shelf image diffusion models. *arXiv e-prints*, page arXiv:2303.17599, 2023.
- [50] Wenjing Wang, Huan Yang, Zixi Tuo, Huiguo He, Junchen Zhu, Jianlong Fu, and Jiaying Liu. Videofactory: Swap attention in spatiotemporal diffusions for text-to-video generation. *arXiv e-prints*, page arXiv:2305.10874, 2023.
- [51] Zhenhailong Wang, Manling Li, Ruochen Xu, Luowei Zhou, Jie Lei, Xudong Lin, Shuohang Wang, Ziyi Yang, Chenguang Zhu, Derek Hoiem, Shih-Fu Chang, Mohit Bansal, and Heng Ji. Language models with image descriptors are strong few-shot video-language learners. In Alice H. Oh, Alekh Agarwal, Danielle Belgrave, and Kyunghyun Cho, editors, *Advances in Neural Information Processing Systems*, 2022.
- [52] Jingxuan Wei, Shiyu Wu, Xin Jiang, and Yequan Wang. Dialogpaint: A dialog-based image editing model. *arXiv e-prints*, page arXiv:2303.10073, 2023.
- [53] Chenfei Wu, Lun Huang, Qianxi Zhang, Binyang Li, Lei Ji, Fan Yang, Guillermo Sapiro, and Nan Duan. Godiva: Generating open-domain videos from natural descriptions. *arXiv e-prints*, page arXiv:2104.14806, 2021.
- [54] Chenfei Wu, Jian Liang, Lei Ji, Fan Yang, Yuejian Fang, Daxin Jiang, and Nan Duan. *NÜWA: Visual Synthesis Pre-training for Neural visUal World creAtion*, book section Chapter 41, pages 720–736. Lecture Notes in Computer Science. 2022.
- [55] Chenfei Wu, Shengming Yin, Weizhen Qi, Xiaodong Wang, Zecheng Tang, and Nan Duan. Visual chatgpt: Talking, drawing and editing with visual foundation models. *arXiv e-prints*, page arXiv:2303.04671, 2023.
- [56] Defeng Xie, Ruichen Wang, Jian Ma, Chen Chen, Haonan Lu, Dong Yang, Fobo Shi, and Xiaodong Lin. Edit everything: A text-guided generative system for images editing. *arXiv e-prints*, page arXiv:2304.14006, 2023.
- [57] Renrui Zhang, Xiangfei Hu, Bohao Li, Siyuan Huang, Hanqiu Deng, Hongsheng Li, Yu Qiao, and Peng Gao. Prompt, generate, then cache: Cascade of foundation models makes strong few-shot learners. *arXiv e-prints*, page arXiv:2303.02151, 2023.
- [58] Jay Zhangjie Wu, Yixiao Ge, Xintao Wang, Weixian Lei, Yuchao Gu, Wynne Hsu, Ying Shan, Xiaohu Qie, and Mike Zheng Shou. Tune-a-video: One-shot tuning of image diffusion models for text-to-video generation. *arXiv e-prints*, page arXiv:2212.11565, 2022.
- [59] Yuyang Zhao, Enze Xie, Lanqing Hong, Zhenguo Li, and Gim Hee Lee. Make-a-protagonist: Generic video editing with an ensemble of experts. *arXiv e-prints*, page arXiv:2305.08850, 2023.
- [60] Özgün Çiçek, Ahmed Abdulkadir, Soeren S. Lienkamp, Thomas Brox, and Olaf Ronneberger. 3d u-net: Learning dense volumetric segmentation from sparse annotation. In Sebastien Ourselin, Leo Joskowicz, Mert R. Sabuncu, Gozde Unal, and William Wells, editors, *Medical Image Computing and Computer-Assisted Intervention – MICCAI 2016*, pages 424–432. Springer International Publishing.