

Prompt ChatGPT In MNER: Improved multimodal named entity recognition method based on auxiliary refining knowledge from ChatGPT

JinYuan Li[†], Han Li[‡], Zhuo Pan[◇], Gang Pan^{†,◇,*}

[†]School of New Media and Communication, Tianjin University

[‡]College of Mathematics, Taiyuan University of Technology

[◇]College of Intelligence and Computing, Tianjin University

jinyuanli@tju.edu.cn, lihan0928@link.tyut.edu.com

panzhuotju@gmail.com, pangang@tju.edu.cn

Abstract

Multimodal Named Entity Recognition (MNER) on social media aims to enhance textual entity prediction by incorporating image-based clues. Existing research in this domain has primarily focused on maximizing the utilization of potentially relevant information in images or incorporating external knowledge from explicit knowledge bases (KBs). However, these methods either neglect the necessity of providing the model with relevant external knowledge, or the retrieved external knowledge suffers from high redundancy. To address these problems, we propose a conceptually simple two-stage framework called Prompt ChatGPT In MNER (PGIM) in this paper. We leverage ChatGPT as an implicit knowledge engine to acquire auxiliary refined knowledge, thereby bolstering the model’s performance in MNER tasks. Specifically, we first utilize a Multimodal Similar Example Awareness module to select suitable examples from a small number of manually annotated samples. These examples are then integrated into a formatted prompt template tailored to the MNER task, guiding ChatGPT to generate auxiliary refined knowledge. Finally, the acquired knowledge is integrated with the raw text and inputted into the downstream model for further processing. Extensive experiments show that our PGIM significantly outperforms all existing state-of-the-art methods on two classic MNER datasets.

1 Introduction

As a prominent multimodal task, multimodal named entity recognition (MNER) has recently garnered significant attention(Lu et al., 2018; Chen et al., 2020). Daily, users generate copious amounts

of unstructured content on social media, consisting primarily of images and text. The textual component in these posts possesses inherent characteristics associated with social media, including brevity and an informal style of writing. The unique characteristics exhibited by these social media texts render traditional named entity recognition (NER) methods(Chiu and Nichols, 2016; Devlin et al., 2018) inadequate in effectively addressing them. In order to make full use of the multimodal features on social media to improve the performance of NER. Numerous previous works attempted to implicitly align images and text using various attention mechanisms(Yu et al., 2020; Sun et al., 2021; Zhang et al., 2021; Zheng et al., 2020; Zhao et al., 2022), but this method of Image+Text paradigm has several significant limitations. Limitation 1. The feature distribution of different modal data exhibits variations, which hinders the model to learn aligned representations across diverse modalities. Limitation 2. The image feature extractors used in these methods (*e.g.* ResNet(He et al., 2016), Mask RCNN(He et al., 2017)) are trained on datasets like ImageNet(Deng et al., 2009) and COCO(Lin et al., 2014), where the labels primarily consist of nouns rather than named entities. There are obvious deviations between the labels of these datasets and the named entities we aim to recognize. Given these limitations, these multimodal fusion methods may not be as effective as some state-of-the-art large language models that solely focus on text. Despite recent studies(Wang et al., 2022d) try to mitigate the aforementioned issues by using further refining cross-modal attention, it is important to note that training these end-to-end cross-modal Transformer architectures imposes significant demands on computational resources, typically necessitating the use of 8 NVIDIA V100 GPUs.

* corresponding authors.

While the task of MNER can be considered a multimodal task in a broad sense, it is important to recognize that the importance of the image and text modalities is not equivalent. In most cases, images only serve as hints and disambiguation for the prediction of text entities. When the image cannot provide more interpretation information for the text, the image information can even be discarded and ignored. In addition, recent research on NER tasks(Wang et al., 2021b; Zhang et al., 2022) has shown that introducing additional document-level context on the basis of the original text can significantly improve the performance of NER models. Therefore, recent research endeavors(e.g. ITA(Wang et al., 2021a), MoRe(Wang et al., 2022b)) have sought to address the MNER task using the Text+Text paradigm. In these approaches, images are reasonably transformed into textual representations through techniques such as image captions and optical character recognition (OCR). Apparently, the inter-text attention mechanism is more likely to outperform the cross-modal attention mechanism. However, existing second normal form MNER methods still exhibit certain potential issues:

- (i) For the methods that solely rely on in-sample information, despite their optimal utilization of contextual semantic information from the text and paired image, they often fall short in scenarios that demand additional external knowledge to enhance text comprehension. These approaches tend to struggle in effectively providing the necessary relevant knowledge.
- (ii) For those existing methods that consider the introduction of external knowledge, the relevant knowledge retrieved from external explicit knowledge base (e.g. Wikipedia) is too redundant. These low-relevance extended knowledge may even mislead the model’s understanding of the text in some cases, and ultimately cannot effectively improve the effect of MNER.

Interestingly, the field of large-scale language models (LLMs) is rapidly advancing with intriguing new findings and developments.(Brown et al., 2020; Touvron et al., 2023). On the one hand, recent research on ChatGPT(Qin et al., 2023; Wei et al., 2023; Wang et al., 2023a) shows that the effect of the generative model of ChatGPT in the sequence labeling task of NER has obvious shortcom-

ings. On the other hand, LLMs achieves promising results in various NLP(Vilar et al., 2022; Moslem et al., 2023) and multimodal tasks(Yang et al., 2022; Shao et al., 2023). These LLMs, represented by ChatGPT, trained on extensive and diverse datasets, can be perceived as a comprehensive representation of internet-based knowledge. As a result, these LLMs typically offer high-quality auxiliary knowledge and exhibit remarkable in-context few-shot learning capabilities. So we ask: *Is it possible to activate the potential of ChatGPT in MNER tasks by endowing ChatGPT with reasonable heuristics?*

In this paper, we present **PGIM** — a conceptually simple framework that aims to boost the model’s performance by Prompt ChatGPT In MNER to generate auxiliary refined knowledge. The additional auxiliary refined knowledge generated in this way overcomes the limitations of (i) and (ii) in previous methods. We began by manually annotating a limited set of samples. Subsequently, we utilized the Multimodal Similar Example Awareness module to select relevant instances, and seamlessly integrated them into a meticulously crafted prompt template tailored for MNER tasks, thereby introducing pertinent knowledge. This approach effectively harnesses ChatGPT’s in-context few-shot learning capability to its fullest potential. Finally, the auxiliary refined knowledge generated by ChatGPT’s heuristic approach is subsequently combined with the original text and fed into the downstream text model for further processing.

Without any unnecessary embellishments, PGIM outperforms all state-of-the-art models based on the Text+Text and Image+Text paradigms on two classical MNER datasets. Moreover, compared to some previous methods, PGIM is friendly to most researchers, its implementation requires only a single GPU and a reasonable number of ChatGPT invocations.

2 Related Work

2.1 In-context learning

With the development of large language models, empirical studies have shown that these models(Brown et al., 2020) exhibit an interesting emerging behavior called In-Context Learning (ICL), different from the paradigm of pre-training and then fine-tuning language models like BERT(Devlin et al., 2018), large language models represented by GPT have introduced a novel in-context few-shot

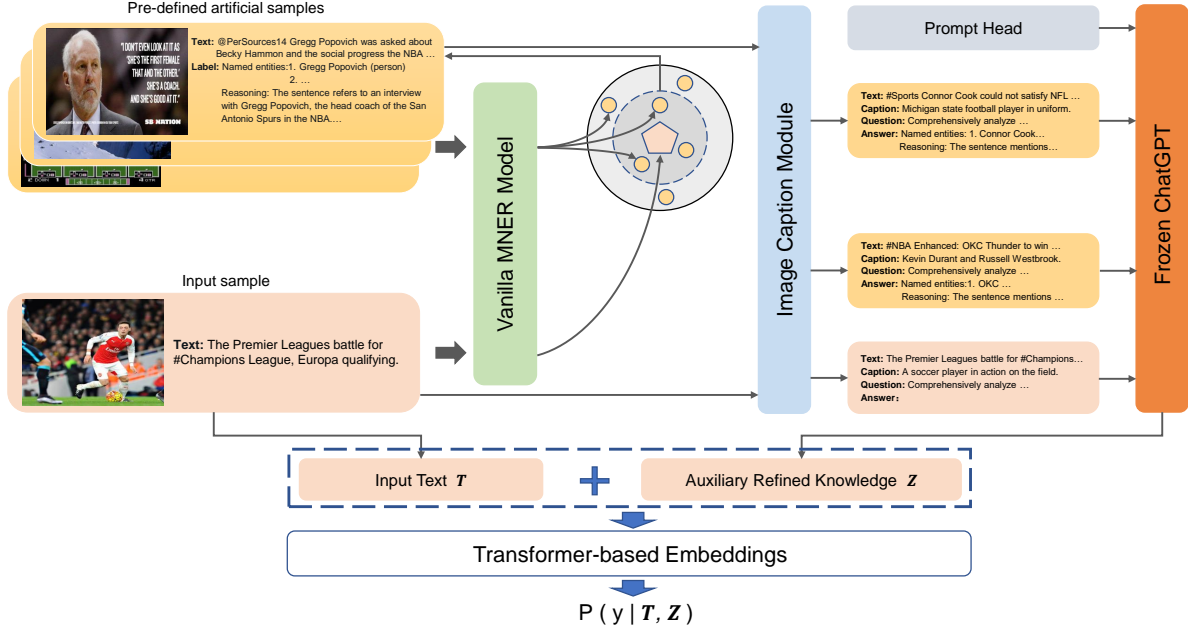


Figure 1: The architecture of PGIM.

learning paradigm. This paradigm requires no parameter updates and can achieve good results with just a few examples from downstream tasks. Since the effect of ICL is strongly related to the choice of demonstration examples, recent studies have explored several effective example selection methods, *e.g.*, similarity-based retrieval method(Liu et al., 2021; Rubin et al., 2021), validation set scores based selection(Lee et al., 2021), gradient-based method(Wang et al., 2023b). These results indicate that reasonable example selection can improve the performance of large language models.

2.2 Vision-Language Pre-training

As a large-scale pre-trained language model, ChatGPT¹ has a major limitation that it can only understand text. Interestingly, thanks to the development of visual-language pre-training models, we can effectively convert images into image captions, thereby transforming the entire MNER task from a multimodal form of image text to a single modal form of single text. Vision language pre-training aims to train multimodal foundation models with improved performance on various vision-language tasks. Unlike the classic end-to-end VLP methods(Radford et al., 2021; Cho et al., 2021; Li et al., 2022; Wang et al., 2022a), Modular visual-language pre-training(Tsimpoukelli et al., 2021; Alayrac et al., 2022; Chen et al., 2022) lever-

¹<https://openai.com/blog/chatgpt>

ages off-the-shelf pre-trained models and freezes them during VLP. BLIP-2(Li et al., 2023) is a recent state-of-the-art method that effectively utilizes frozen image encoders and frozen LLMs to complete various visual language tasks, achieving stronger performance at lower computational costs.

3 Methodology

Our PGIM is mainly divided into two stages. In the stage of generating auxiliary refined knowledge, we leverage a limited set of pre-defined artificial samples and employ the Multimodal Similar Example Awareness (MSEA) module to carefully select relevant instances. These chosen examples are then incorporated into properly formatted prompts, enhancing the heuristic guidance provided to ChatGPT for acquiring refined knowledge. (detailed in §3.2). In the stage of entity prediction based on auxiliary knowledge, we combine the original text with the knowledge information generated by prompt ChatGPT. This concatenated input is then fed into a transformer-based encoder, generating token representations. Finally, we feed the representations into the linear-chain CRF layer to predict the probability distribution of the original text sequence (detailed in §3.3). An overview of the PGIM framework is depicted in Figure 1.

3.1 Preliminaries

Before presenting the PGIM, we first formulate the MNER task, and briefly introduce the in-context learning paradigm originally developed by GPT-3 (Brown et al., 2020) and its adaptation to MNER.

Multimodal Named Entity Recognition Consider treating the MNER task as a sequence labeling problem, given a sentence $T = \{t_1, \dots, t_n\}$ with n tokens and its corresponding image I , the goal of MNER is to locate and classify named entities mentioned in the sentence as a label sequence $y = \{y_1, \dots, y_n\}$, where $y_i \in Y$ and Y is the pre-defined semantic categories with the BIOES tagging schema (Sang and Veenstra, 1999).

In-context learning in MNER GPT-3 and its successor ChatGPT (Hereinafter referred to collectively as GPT) are autoregressive language models pretrained on a tremendous dataset. During inference, in-context few-shot learning accomplishes new downstream tasks in the manner of text sequence generation tasks on frozen GPT models. Concretely, given a test input x , in-context $\mathcal{C} = \{c_1, \dots, c_n\}$ with n in-context examples and a prompt head h describing the task, the target y is predicted based on the formatted prompt $p(h, \mathcal{C}, x)$ as the condition. All the \mathcal{C} , x , y are text sequences, and target $y = \{y^1, \dots, y^L\}$ is a text sequence with the length of L . At each decoding step l , we have:

$$y^l = \operatorname{argmax}_{y^l} p_{\text{LLM}}(y^l | \mathbf{p}, y^{<l})$$

where LLM represents the weights of the pre-trained large language model, which are frozen for new tasks. Each in-context example $c_i = (x_i, y_i)$ consists of an input-target pair of the task, and these examples is constructed manually or sampled from the training set.

The key to making GPT perform better on the MNER task is to design appropriate prompts. Although the subsequent GPT-4² can accept the input of multimodal information, this function is only in the internal testing stage and has not yet been opened for public use. In addition, compared to ChatGPT, GPT-4 has higher costs (15-30 times) and slower API request speeds. Because we hope our method will be more accessible to most researchers, we still choose ChatGPT as the main research object of our method. In order to enable

ChatGPT to complete the image-text multimodal task, we choose to use advanced multimodal pre-training model, to convert images into image captions. Inspired by PICa (Yang et al., 2022) and Prophet (Shao et al., 2023) in knowledge-based VQA, we formulate the testing input x as the following template:

```
Text:  $t$ \n Image:  $p$ \n Question:  $q$ \n Answer:
```

where t , p and q represent specific test inputs. \n stands for a carriage return in the template. Similarly, each contextual example c_i is defined with similar templates, as shown below:

```
Text:  $t_i$ \n Image:  $p_i$ \n Question:  $q$ \n Answer:  $a_i$ 
```

where t_i , p_i , q and a_i refer to an text-image-question-answer quadruple retrieved from our pre-defined artificial samples. More details about our pre-defined artificial samples will be presented in the next section. The complete prompt template of MNER consisting of a fixed prompt head, some in-context examples, and a test input is fed to ChatGPT for auxiliary knowledge generation.

3.2 Stage-1. Auxiliary refined knowledge heuristic generation

Pre-defined artificial samples As we mentioned in the previous subsection, the key to making ChatGPT perform better in MNER is to choose suitable in-context examples. Obtaining specifically annotated in-context examples that accurately reflect the dataset’s annotation style and offer the way to expand auxiliary knowledge presents a notable challenge. And directly acquiring such examples from the original dataset is not feasible. To address this issue, we employed a random sampling approach to select a small subset of samples from the training set for manual annotation. The annotation process consisted of two parts. The first part involved identifying the named entities within the sentences, while the second part involved providing a comprehensive judgment criterion that considered the image and text content, as well as relevant knowledge. Through our artificial annotation process, we emphasize the entities and their corresponding categories within the sentences. Additionally, we provide relevant auxiliary knowledge that serves as the basis for making such judgments. This annotation process aims to guide ChatGPT

²<https://openai.com/product/gpt-4>

in generating the most relevant and valuable responses.

Multimodal Similar Example Awareness Module Since the few-shot learning ability of GPT largely depends on the selection of in-context examples (Liu et al., 2021; Yang et al., 2022), we design a Multimodal Similar Example Awareness (MSEA) module for selecting appropriate in-context examples. As a classic multimodal task, the prediction of MNER results relies on the integration of both textual and visual information. Accordingly, we leverage the fused features of text and images as the fundamental criterion for assessing similar examples. Interestingly, this multimodal fusion feature can be obtained from various previous vanilla MNER models.

Denote the MNER dataset and our pre-defined artificial samples as:

$$\mathcal{D} = \{(t_i, p_i, y_i)\}_{i=1}^M$$

$$\mathcal{G} = \{(t_j, p_j, y_j)\}_{j=1}^N$$

where t, p, y refer to the text, image, and gold labels. The vanilla MNER model \mathcal{M} trained on \mathcal{D} mainly consists of a backbone encoder \mathcal{M}_b and a CRF decoder \mathcal{M}_c . The input multimodal image-text pair is encoded by the encoder \mathcal{M}_b to obtain multi-modal fusion features \mathcal{H} :

$$\mathcal{H} = \mathcal{M}_b(t, p)$$

In the previous research, the fusion feature \mathcal{H} after cross-attention projection into the high-dimensional latent space was directly input to the decoder layer for the prediction of the result. We choose \mathcal{H} as the judgment basis for similar examples, as samples approximated in high-dimensional latent space are more likely to have the same mapping method and entity type.

We calculate the cosine similarity of the fused feature \mathcal{H} between the test input and each pre-defined artificial sample, the top- N human-annotated samples will be selected as in-context examples to enlighten ChatGPT for generation.

$$\mathcal{I} = \underset{j \in \{1, 2, \dots, N\}}{\operatorname{argTopN}} \frac{\mathcal{H}^T \mathcal{H}_j}{\|\mathcal{H}\|_2 \|\mathcal{H}_j\|_2}$$

where \mathcal{I} is the index set of top- N similar samples in \mathcal{G} . The in-context examples \mathcal{C} are defined as follows:

$$\mathcal{C} = \{(t_j, p_j, y_j) \mid j \in \mathcal{I}\}$$

In order to efficiently achieve similar example awareness generation, all multimodal fusion features here can be calculated and stored in advance.

Heuristic Enhancement Prompt Generation

After obtaining the in-context example \mathcal{C} , we can build a complete heuristic-enhanced prompt to exploit the few-shot learning ability of ChatGPT in MNER.

A prompt head, a set of in-context examples, and a testing input together form a complete prompt. The prompt head describes the MNER task in natural language according to our requirements. Since the input image and text are not always relevant, we encourage ChatGPT to judge by itself. The in-context examples are constructed from the results $\mathcal{C} = \{c_1, \dots, c_n\}$ of the MSEA module. For testing input, the answer slot is left blank for ChatGPT to generate. The complete format of the prompt template is shown in Figure 4 and Figure 5.

3.3 Stage-2. Entity prediction based on auxiliary refined knowledge

Define the auxiliary knowledge answer generated by ChatGPT after in-context learning as $Z = \{z_1, \dots, z_m\}$, where m is the length of Z . We concatenate the original text $T = \{t_1, \dots, t_n\}$ with the obtained auxiliary refining knowledge Z as $[T; Z]$ and feed it to the transformer-based encoder:

$$\{h_1, \dots, h_n, \dots, h_{n+m}\} = \operatorname{embed}([T; Z])$$

Due to the attention mechanism employed by the transformer-based encoder, the token representation $H = \{h_1, \dots, h_n\}$ obtained encompasses pertinent cues from the auxiliary knowledge Z . Same as previous study, we feed H to a standard linear-chain CRF layer, which defines the probability of the label sequence y given the input sentence T :

$$P(y|T, Z) = \frac{\prod_{i=1}^n \psi(y_{i-1}, y_i, h_i)}{\sum_{\mathbf{y}' \in \mathcal{Y}} \prod_{i=1}^n \psi(y'_{i-1}, y'_i, h_i)}$$

where $\psi(y_{i-1}, y_i, h_i)$ and $\psi(y'_{i-1}, y'_i, h_i)$ are potential functions. Finally, we use the negative log-likelihood (NLL) as the loss function for the input sequence with gold labels \mathbf{y}^* :

$$\mathcal{L}_{\text{NLL}}(\theta) = -\log P_\theta(\mathbf{y}^* | T, Z)$$

4 Experiments

4.1 Settings

Datasets To evaluate the effectiveness of our PGIM, we conduct experiments on two public

MNER datasets³: Twitter-2015(Zhang et al., 2018) and Twitter-2017(Lu et al., 2018). These two classic MNER datasets contain 4000/1000/3257 and 3373/723/723 (train/development/test) image-text pairs posts by users on Twitter.

Model Configuration We choose the backbone of UMT(Yu et al., 2020) as the vanilla MNER model to extract multimodal fusion features. This backbone completes multimodal fusion without too much modification, which can well meet our needs for encoding the features of similar samples. BLIP2(Li et al., 2023) as an advanced multimodal pre-trained model, is used for conversion from image to image subtitles in PGIM. It can not only perform well in image captioning but also introduce a small amount of additional knowledge in the process, which is one of the goals we aim to achieve. The version of ChatGPT used in our experiments is gpt-3.5-turbo, and sampling temperature is set to 0. In addition, the transformer-based encoder uses the XLM-RoBERTa_{large}(Conneau et al., 2019), which has strong context modeling capabilities.

Implementation Details Our PGIM model is trained by Pytorch framework on a single NVIDIA RTX 3090 GPU. During training, we use the AdamW(Loshchilov and Hutter, 2017) optimizer to minimize the loss function. In all experiments, we use grid search to find the learning rate for the embeddings within $[1 \times 10^{-6}, 5 \times 10^{-5}]$. Due to the different labeling styles and methods of the two datasets, we use a learning rate of 5×10^{-6} in the Twitter-2015, and a learning rate of 7×10^{-6} in the Twitter-2017 for entity prediction model training. And we also use a warmup linear scheduler to control the learning rate. The maximum length of the sentence input is set to 256, and the mini-batch size is set to 4. The model undergoes a fixed 25 epochs of training, and then the model with the highest F1-score on the development set is selected to evaluate the performance on the test set. The number of in-context examples N in PGIM is set to 5. All of the results are averaged from 3 runs with different random seeds.

4.2 Main Results

In Figure 1, we compare our PGIM with previous state-of-the-art approaches on MNER. The first group of methods includes BiLSTM-CRF(Huang

et al., 2015), CNN-BiLSTM(Ma and Hovy, 2016), BERT-CRF as well as the span-based NER models (e.g. BERT-span, RoBERTa-span(Yamada et al., 2020)), which only consider the single mode of text. The second group of methods includes several latest multimodal approaches for MNER task: UMT(Yu et al., 2020), UMGF(Zhang et al., 2021), MNER-QG(Jia et al., 2022), R-GCN(Zhao et al., 2022), ITA(Wang et al., 2021a), PromptMNER(Wang et al., 2022c), CAT-MNER(Wang et al., 2022d) and MoRe(Wang et al., 2022b), which consider both text and corresponding images. Among them, CAT-MNER, a method that refines cross-modal attention, and MoRe, which retrieves relevant knowledge from KBs, are state-of-the-art approaches for the Image+Text and Text+Text paradigms in the field of multimodal named entity recognition, respectively.

The experimental results demonstrate the superiority of our method over previous approaches. It is worth noting that training PromptMNER and CAT-MNER necessitates the utilization of 8 NVIDIA V100 GPUs due to their specific architecture. However, owing to the significantly distinct architecture of our method, we achieved substantial performance improvements while training the model with only a *single* NVIDIA RTX 3090 GPU. Additionally, despite the similarity in underlying architecture and the incorporation of relevant knowledge, our approach surpasses the previous state-of-the-art method MoRe in terms of performance. This suggests that compared to the auxiliary knowledge retrieved by MoRe from Wikipedia, our refined auxiliary knowledge offers more substantial support for MNER.

Furthermore, our method exhibits a more significant improvement in Twitter-2017 compared to Twitter-2015. This can be attributed to the more complete and standardized labeling approach adopted in Twitter-2017, in contrast to Twitter-2015. So we got the following point of view: the quality of dataset annotation has a certain influence on the effectiveness of integrating auxiliary refined knowledge to enhance the performance of NER tasks. When the dataset labeling quality is high, the model can effectively associate entities with auxiliary knowledge and achieve greater performance improvements. However, in cases where the dataset annotation deviates from the real situation, it becomes challenging to present auxiliary knowledge to the model in the annotation style of

³The datasets are available at <https://github.com/jefferyyu/UMT>

Methods	Twitter-2015							Twitter-2017						
	Single Type(F1)				Overall			Single Type(F1)				Overall		
	PER	LOC	ORG	OTH.	Pre.	Rec.	F1	PER	LOC	ORG	OTH.	Pre.	Rec.	F1
Text														
BiLSTM-CRF [†]	76.77	72.56	41.33	26.80	68.14	61.09	64.42	85.12	72.68	72.50	52.56	79.42	73.43	76.31
CNN-BiLSTM-CRF [†]	80.86	75.39	47.77	32.61	66.24	68.09	67.15	87.99	77.44	74.02	60.82	80.00	78.76	79.37
BERT-CRF [‡]	85.37	81.82	63.26	44.13	75.56	73.88	74.71	90.66	84.89	83.71	66.86	86.10	83.85	84.96
BERT-SPAN [‡]	85.35	81.88	62.06	43.23	75.52	73.83	74.76	90.84	85.55	81.99	69.77	85.68	84.60	85.14
RoBERTa-SPAN [‡]	87.20	83.58	66.33	50.66	77.48	77.43	77.45	94.27	86.23	87.22	74.94	88.71	89.44	89.06
Text+Image														
UMT	85.24	81.58	63.03	39.45	71.67	75.23	73.41	91.56	84.73	82.24	70.10	85.28	85.34	85.31
UMGF	84.26	83.17	62.45	42.42	74.49	75.21	74.85	91.92	85.22	83.13	69.83	86.54	84.50	85.51
MNER-QG	85.68	81.42	63.62	41.53	77.76	72.31	74.94	93.17	86.02	84.64	71.83	88.57	85.96	87.25
R-GCN	86.36	82.08	60.78	41.56	73.95	76.18	75.00	92.86	86.10	84.05	72.38	86.72	87.53	87.11
ITA	-	-	-	-	-	-	78.03	-	-	-	-	-	-	89.75
PromptMNER	-	-	-	-	78.03	79.17	78.60	-	-	-	-	89.93	90.60	90.27
CAT-MNER	88.04	84.70	68.04	52.33	78.75	78.69	78.72	94.61	88.40	88.14	80.50	90.27	90.67	90.47
MoRe _{MoE}	-	-	-	-	-	-	79.21	-	-	-	-	-	-	90.67
PGIM(Ours)	88.34	84.22	70.15	52.34	79.21	79.45	79.33	96.46	89.89	89.03	79.62	90.86	92.01	91.43

Table 1: Performance comparison on the Twitter-15 and Twitter-17 datasets. For the baseline model, results of methods with [†] come from (Yu et al., 2020), and results with [‡] come from (Wang et al., 2022d). The results of multimodal methods are all retrieved from the corresponding original paper.

the dataset. The provision of completely accurate and refined auxiliary knowledge leads the model to prioritize predicting the truly correct entities, rather than entities labeled incorrectly according to the dataset’s annotation style. Although this phenomenon may have impacted our accuracy on this particular dataset, we believe that this coincidentally highlights the robustness of our method to some extent. In a wide range of real world application scenarios, it is difficult to categorize entity predictions that do not adhere to the dataset’s annotation style but align with the actual context as errors. The ultimate objective of the NER task is to support downstream tasks effectively. Consequently, downstream tasks expect to receive NER model outputs that are unaffected by irregular labeling in the training dataset. We further demonstrate this argument through a case study, refer to Figure 3 for details.

4.3 Detailed Analysis

Compared with ChatGPT’s direct prediction

Table 2 presents the performance comparison between ChatGPT and our PGIM under the small sample scenario on the two datasets. VanillaGPT stands for no prompting, and PromptGPT denotes the selection of Top-N similar manually labeled samples for in-context learning. We employ a simi-

	Twitter-2015			Twitter-2017		
	Pre.	Rec.	F1	Pre.	Rec.	F1
fs-10	0.16	12.00	0.32	0.26	12.95	0.51
fs-50	50.09	54.50	52.20	49.40	51.96	50.65
fs-100	57.33	66.26	61.47	69.51	74.09	71.73
fs-200	65.16	73.57	69.11	80.97	85.05	82.96
full-shot	79.21	79.45	79.33	90.86	92.01	91.43
VanillaGPT	42.96	75.37	54.73	52.19	75.03	61.56
PromptGPT _{N=1}	51.96	75.24	61.47	56.99	74.77	64.68
PromptGPT _{N=5}	57.41	73.98	64.65	72.03	75.50	73.73
PromptGPT _{N=10}	58.57	74.07	65.41	72.90	77.65	75.20

Table 2: Comparison of ChatGPT and our PGIM in the few-shot case.

lar prompt template and utilize the existing training set samples and labels as in-context examples for the MSEA module to select from. In addition, inspired by ChatIE(Wei et al., 2023), we didn’t consider the BIO annotation method in the test of the effect of ChatGPT directly predicting named entities, since it’s kind of hard for ChatGPT. Only the complete match will be considered, and only if the entity boundary and entity type are both accurately predicted, we judge it as a correct prediction.

The results show that the performance of ChatGPT on the MNER task was far from satisfactory, which once again confirms the previous research

	Twitter-2015			Twitter-2017		
	Pre.	Rec.	F1	Pre.	Rec.	F1
Baseline	76.45	78.22	77.32	88.46	90.23	89.34
w/o MSEA _{N=1}	78.15	79.01	78.58	90.49	90.82	90.65
w/o MSEA _{N=5}	78.11	79.82	78.95	90.62	91.49	91.05
w/o MSEA _{N=10}	78.47	79.21	78.84	90.54	91.77	91.15
PGIM _{N=1}	78.40	79.21	78.76	89.90	91.63	90.76
PGIM_{N=5}	79.21	79.45	79.33	90.86	92.01	91.43
PGIM _{N=10}	78.58	79.67	79.12	90.54	92.08	91.30

Table 3: Effect of the number of in-context examples on auxiliary refined knowledge.

results on ChatGPT on the NER task (Qin et al., 2023). In other words, when we have enough training samples, only relying on ChatGPT itself will not be able to achieve the desired effect.

The capability of GPT shines in scenarios where sample data is scarce. Due to the in-context learning ability of ChatGPT, ChatGPT can achieve significant performance improvement after learning a small number of carefully selected samples, and its performance increases linearly with the increase of in-context samples. This also shows that the prompt method we designed can effectively help ChatGPT adapt to downstream tasks such as MNER.

We also conducted experiments to evaluate the performance of our PGIM in few-shot case. For each few-shot experiment, we randomly select 3 sets of training data and train 3 times on each set to obtain the average result. The results showed that after 10 prompts, ChatGPT performed better than PGIM in the fs-100 scenario on both datasets. This suggests that ChatGPT exhibits superior performance when confronted with limited training samples.

Effectiveness of Multimodal Similarity Example Awareness Module Table 3 demonstrates the effectiveness of the MSEA module. We train the model using the dataset constructed by ChatGPT after 1, 5, and 10 in-context prompts. Baseline model does not contain any auxiliary knowledge. w/o MSEA represents a random choice of in-context examples. All results are averages of training results after three random initializations. Obviously, the addition of auxiliary refining knowledge can significantly improve the effect of the baseline model. And the addition of MSEA module can further improve the quality of the results

	Twitter-2015→2017			Twitter-2017→2015		
	Pre.	Rec.	F1	Pre.	Rec.	F1
UMT [†]	67.80	55.23	60.87	64.67	63.59	64.13
UMGF [†]	69.88	56.92	62.74	67.00	62.81	66.21
CAT-MNER [‡]	70.69	59.44	64.58	74.86	63.01	68.43
PGIM	72.66	65.51	68.90	76.13	64.87	70.05

Table 4: Comparison of the generalization ability. For the baseline model, results of methods with [†] come from (Zhang et al., 2021), and results with [‡] come from (Wang et al., 2022d).

generated by ChatGPT, which reflects the effectiveness of the MSEA module. An appropriate number of in-context examples can further improve the quality of auxiliary refined knowledge generated by ChatGPT. But the number of examples is not the more the better. When ChatGPT is provided with an excessive number of examples, the quality of the auxiliary knowledge may deteriorate. One possible explanation for this phenomenon is that too many artificial examples can introduce interference to ChatGPT. As a pre-trained large language model, ChatGPT lacks genuine comprehension of the underlying logical implications in the examples. Consequently, an excessive number of examples may disrupt its original reasoning process.

Generalization Analysis Due to the distinctive underlying logic of our approach in incorporating auxiliary knowledge to enhance entity recognition, our model exhibits a stronger generalization capability that is not heavily reliant on specific datasets. The experimental results are shown in Table 4. Twitter-2015→2017 denotes the model is trained on Twitter-2015 and tested on Twitter-2017, vice versa. The results show that the generalization ability of PGIM is significantly improved compared with previous methods. This further validates the efficacy and superiority of our auxiliary refined knowledge in enhancing model performance.

Comparison with MoRe As the most advanced method before, MoRe retrieves relevant knowledge from Wikipedia to assist entity prediction. We experimentally compare the quality of our auxiliary refined knowledge and MoRe’s auxiliary knowledge, the results are shown in Table 5. The baseline method solely relies on the original text without any incorporation of auxiliary information. MoRe_{Text} and MoRe_{Image} denote the relevant knowledge of the input text and image re-

Methods	Single Type(F1)				Overall			Ave. length	Memory(MB)	Ave. Improve
	PER	LOC	ORG	OTH.	Pre.	Rec.	F1			
Twitter-2015										
BaseLine	87.04	83.49	67.34	50.16	76.45	78.22	77.32	-	11865	-
MoRe _{Text}	86.92	83.08	68.20	49.15	77.12	77.77	77.45	227.41	16759	↓ 0.05
MoRe _{Image}	87.38	83.78	67.75	49.38	77.44	78.06	77.75	203.00	16711	↑ 0.28
PGIM(Ours)	88.34	84.22	70.15	52.34	79.21	79.45	79.33	104.56	13901	↑ 1.86
Twitter-2017										
BaseLine	95.07	87.22	85.82	78.66	88.46	90.23	89.34	-	11801	-
MoRe _{Text}	95.16	88.77	87.00	77.71	89.33	90.45	89.89	241.47	16695	↑ 0.50
MoRe _{Image}	94.43	87.43	86.22	74.77	88.06	89.49	88.77	192.00	16447	↓ 0.80
PGIM(Ours)	96.46	89.89	89.03	79.62	90.86	92.01	91.43	94.52	13279	↑ 2.07

Table 5: Comparison of MoRe with our PGIM. Since MoRe’s original paper(Wang et al., 2022b) did not report its Single Type (F1) on the Twitter-2015 and Twitter-2017 datasets, we ran its released code and counted the results. All of the results are averaged from 3 runs with different random seeds.

trieved using text retriever and image retriever, respectively. Ave.length represents the average length of the auxiliary knowledge retrieved by the model in the entire dataset. Memory indicates the GPU memory size required for training the model. Ave.Improve represents the average result after summing the improvement of each indicator compared with the baseline method. All models use XLM-RoBERTa as the text backbone, and batch size is fixed at 4. The experimental results demonstrate that our PGIM achieves significant performance improvement while requiring shorter average auxiliary knowledge length and consuming less memory. This observation highlights the lightweight nature of our model and further underscores the superiority of our auxiliary refined knowledge compared to MoRe’s auxiliary knowledge sourced from Wikipedia. We observe that in certain cases, the introduction of external knowledge by MoRe can even lead to a deterioration in model performance. One possible explanation for this phenomenon is that the information retrieved from Wikipedia often contains redundant or irrelevant content. MoRe alleviates this problem to some extent through the Mixture of Experts (MoE) module introduced later. They fixed the parameters of MoRe_{Text} and MoRe_{Image}, and trained the MoE model for 50 epochs on the basis of them. But as shown in Table 1 before, compared to MoRe_{MoE}, our PGIM still shows superior results without any post-processing.

Case Study Through some case studies in Figure 2, we show how auxiliary refined knowledge can help improve the predictive performance of the model. The Baseline model represents that no auxiliary knowledge is introduced. The auxiliary refined knowledge generated by ChatGPT is structured into two components in our method: the first component provides a preliminary estimation of the named entity, while the second component offers a corresponding contextual explanation. In these examples, “Leadership Course”, “Big B”, “Maxim” and “Mumbai BJP” are all entities that were not accurately predicted by past methods. Because our auxiliary refined knowledge provides explicit explanations for such entities, PGIM completes the correct prediction.

Furthermore, as shown in Figure 3, we find that there are a large number of cases where named entities that obviously exist in the text are not labeled or labeled erroneously across the entire Twitter-2015 dataset. These instances serve as compelling evidence of the robustness of our method, as our model consistently generates accurate predictions even when trained on a dataset containing certain annotation errors.

5 Conclusion

In this paper, we propose a conceptually simple two-stage framework—PGIM. Firstly, we leverage the Multimodal Similar Example Awareness module to select a small set of pre-defined artificial examples. These examples are then utilized to construct prompt templates tailored for MNER tasks,

which guide ChatGPT to generate auxiliary refined knowledge. Next, we input the obtained auxiliary refined knowledge together with the original text into the downstream text model for final prediction. Our extensive experiments on two classic MNER datasets show that our method outperforms all existing state-of-the-art methods and considerably overcoming obvious problems in previous studies. Additionally, owing to the architectural simplicity without complex cross-modal attention mechanisms, PGIM only necessitates a single GPU and a reasonable number of ChatGPT API invocations, which is significantly fewer than some of the prevailing state-of-the-art methods requiring 8 NVIDIA V100 GPUs. We hope that our method can inspire future research on MNER and ultimately solve this problem better.

Ethics Statement

In this paper, we use publicly available Twitter-2015, Twitter-2017 datasets for experiments. For the auxiliary refined knowledge, we generate them using ChatGPT. Therefore, we trust that all data we use does not violate any user's privacy.

References

- Jean-Baptiste Alayrac, Jeff Donahue, Pauline Luc, Antoine Miech, Iain Barr, Yana Hasson, Karel Lenc, Arthur Mensch, Katherine Millican, Malcolm Reynolds, et al. 2022. Flamingo: a visual language model for few-shot learning. *Advances in Neural Information Processing Systems*, 35:23716–23736.
- Tom Brown, Benjamin Mann, Nick Ryder, Melanie Subbiah, Jared D Kaplan, Prafulla Dhariwal, Arvind Neelakantan, Pranav Shyam, Girish Sastry, Amanda Askell, et al. 2020. Language models are few-shot learners. *Advances in neural information processing systems*, 33:1877–1901.
- Jun Chen, Han Guo, Kai Yi, Boyang Li, and Mohamed Elhoseiny. 2022. Visualgpt: Data-efficient adaptation of pretrained language models for image captioning. In *Proceedings of the IEEE/CVF Conference on Computer Vision and Pattern Recognition*, pages 18030–18040.
- Shuguang Chen, Gustavo Aguilar, Leonardo Neves, and Tamar Solorio. 2020. Can images help recognize entities? a study of the role of images for multimodal ner. *arXiv preprint arXiv:2010.12712*.
- Jason PC Chiu and Eric Nichols. 2016. Named entity recognition with bidirectional lstm-cnns. *Transactions of the association for computational linguistics*, 4:357–370.
- Jaemin Cho, Jie Lei, Hao Tan, and Mohit Bansal. 2021. Unifying vision-and-language tasks via text generation. In *International Conference on Machine Learning*, pages 1931–1942. PMLR.
- Alexis Conneau, Kartikay Khandelwal, Naman Goyal, Vishrav Chaudhary, Guillaume Wenzek, Francisco Guzmán, Edouard Grave, Myle Ott, Luke Zettlemoyer, and Veselin Stoyanov. 2019. Unsupervised cross-lingual representation learning at scale. *arXiv preprint arXiv:1911.02116*.
- Jia Deng, Wei Dong, Richard Socher, Li-Jia Li, Kai Li, and Li Fei-Fei. 2009. Imagenet: A large-scale hierarchical image database. In *2009 IEEE conference on computer vision and pattern recognition*, pages 248–255. Ieee.
- Jacob Devlin, Ming-Wei Chang, Kenton Lee, and Kristina Toutanova. 2018. Bert: Pre-training of deep bidirectional transformers for language understanding. *arXiv preprint arXiv:1810.04805*.
- Kaiming He, Georgia Gkioxari, Piotr Dollár, and Ross Girshick. 2017. Mask r-cnn. In *Proceedings of the IEEE international conference on computer vision*, pages 2961–2969.
- Kaiming He, Xiangyu Zhang, Shaoqing Ren, and Jian Sun. 2016. Deep residual learning for image recognition. In *Proceedings of the IEEE conference on computer vision and pattern recognition*, pages 770–778.
- Zhiheng Huang, Wei Xu, and Kai Yu. 2015. Bidirectional lstm-crf models for sequence tagging. *arXiv preprint arXiv:1508.01991*.
- Meihuizi Jia, Lei Shen, Xin Shen, Lejian Liao, Meng Chen, Xiaodong He, Zhendong Chen, and Jiaqi Li. 2022. Mner-qg: An end-to-end mrc framework for multimodal named entity recognition with query grounding. *arXiv preprint arXiv:2211.14739*.
- Dong-Ho Lee, Akshen Kadakia, Kangmin Tan, Mahak Agarwal, Xinyu Feng, Takashi Shibuya, Ryosuke Mitani, Toshiyuki Sekiya, Jay Pujara, and Xiang Ren. 2021. Good examples make a faster learner: Simple demonstration-based learning for low-resource ner. *arXiv preprint arXiv:2110.08454*.
- Junnan Li, Dongxu Li, Silvio Savarese, and Steven Hoi. 2023. Blip-2: Bootstrapping language-image pre-training with frozen image encoders and large language models. *arXiv preprint arXiv:2301.12597*.
- Junnan Li, Dongxu Li, Caiming Xiong, and Steven Hoi. 2022. Blip: Bootstrapping language-image pre-training for unified vision-language understanding and generation. In *International Conference on Machine Learning*, pages 12888–12900. PMLR.
- Tsung-Yi Lin, Michael Maire, Serge Belongie, James Hays, Pietro Perona, Deva Ramanan, Piotr Dollár, and C Lawrence Zitnick. 2014. Microsoft coco:

- Common objects in context. In *Computer Vision–ECCV 2014: 13th European Conference, Zurich, Switzerland, September 6–12, 2014, Proceedings, Part V 13*, pages 740–755. Springer.
- Jiachang Liu, Dinghan Shen, Yizhe Zhang, Bill Dolan, Lawrence Carin, and Weizhu Chen. 2021. What makes good in-context examples for gpt-3? *arXiv preprint arXiv:2101.06804*.
- Ilya Loshchilov and Frank Hutter. 2017. Decoupled weight decay regularization. *arXiv preprint arXiv:1711.05101*.
- Di Lu, Leonardo Neves, Vitor Carvalho, Ning Zhang, and Heng Ji. 2018. Visual attention model for name tagging in multimodal social media. In *Proceedings of the 56th Annual Meeting of the Association for Computational Linguistics (Volume 1: Long Papers)*, pages 1990–1999.
- Xuezhe Ma and Eduard Hovy. 2016. End-to-end sequence labeling via bi-directional lstm-cnns-crf. *arXiv preprint arXiv:1603.01354*.
- Yasmin Moslem, Rejwanul Haque, and Andy Way. 2023. Adaptive machine translation with large language models. *arXiv preprint arXiv:2301.13294*.
- Chengwei Qin, Aston Zhang, Zhuosheng Zhang, Jiaao Chen, Michihiro Yasunaga, and Diyi Yang. 2023. Is chatgpt a general-purpose natural language processing task solver? *arXiv preprint arXiv:2302.06476*.
- Alec Radford, Jong Wook Kim, Chris Hallacy, Aditya Ramesh, Gabriel Goh, Sandhini Agarwal, Girish Sastry, Amanda Askell, Pamela Mishkin, Jack Clark, et al. 2021. Learning transferable visual models from natural language supervision. In *International conference on machine learning*, pages 8748–8763. PMLR.
- Ohad Rubin, Jonathan Herzig, and Jonathan Berant. 2021. Learning to retrieve prompts for in-context learning. *arXiv preprint arXiv:2112.08633*.
- Erik F Sang and Jorn Veenstra. 1999. Representing text chunks. *arXiv preprint cs/9907006*.
- Zhenwei Shao, Zhou Yu, Meng Wang, and Jun Yu. 2023. Prompting large language models with answer heuristics for knowledge-based visual question answering. *arXiv preprint arXiv:2303.01903*.
- Lin Sun, Jiquan Wang, Kai Zhang, Yindu Su, and Fangsheng Weng. 2021. Rpbert: a text-image relation propagation-based bert model for multimodal ner. In *Proceedings of the AAAI conference on artificial intelligence*, volume 35, pages 13860–13868.
- Hugo Touvron, Thibaut Lavril, Gautier Izacard, Xavier Martinet, Marie-Anne Lachaux, Timothée Lacroix, Baptiste Rozière, Naman Goyal, Eric Hambro, Faisal Azhar, et al. 2023. Llama: Open and efficient foundation language models. *arXiv preprint arXiv:2302.13971*.
- Maria Tsimpoukelli, Jacob L Menick, Serkan Cabi, SM Eslami, Oriol Vinyals, and Felix Hill. 2021. Multimodal few-shot learning with frozen language models. *Advances in Neural Information Processing Systems*, 34:200–212.
- David Vilar, Markus Freitag, Colin Cherry, Jiaming Luo, Viresh Ratnakar, and George Foster. 2022. Prompting palm for translation: Assessing strategies and performance. *arXiv preprint arXiv:2211.09102*.
- Shuhe Wang, Xiaofei Sun, Xiaoya Li, Rongbin Ouyang, Fei Wu, Tianwei Zhang, Jiwei Li, and Guoyin Wang. 2023a. Gpt-ner: Named entity recognition via large language models. *arXiv preprint arXiv:2304.10428*.
- Wenhui Wang, Hangbo Bao, Li Dong, Johan Bjorck, Zhiliang Peng, Qiang Liu, Kriti Aggarwal, Owais Khan Mohammed, Saksham Singhal, Subhojit Som, et al. 2022a. Image as a foreign language: Beit pretraining for all vision and vision-language tasks. *arXiv preprint arXiv:2208.10442*.
- Xinyi Wang, Wanrong Zhu, and William Yang Wang. 2023b. Large language models are implicitly topic models: Explaining and finding good demonstrations for in-context learning. *arXiv preprint arXiv:2301.11916*.
- Xinyu Wang, Jiong Cai, Yong Jiang, Pengjun Xie, Kewei Tu, and Wei Lu. 2022b. Named entity and relation extraction with multi-modal retrieval. *arXiv preprint arXiv:2212.01612*.
- Xinyu Wang, Min Gui, Yong Jiang, Zixia Jia, Nguyen Bach, Tao Wang, Zhongqiang Huang, Fei Huang, and Kewei Tu. 2021a. Ita: Image-text alignments for multi-modal named entity recognition. *arXiv preprint arXiv:2112.06482*.
- Xinyu Wang, Yong Jiang, Nguyen Bach, Tao Wang, Zhongqiang Huang, Fei Huang, and Kewei Tu. 2021b. Improving named entity recognition by external context retrieving and cooperative learning. *arXiv preprint arXiv:2105.03654*.
- Xuwu Wang, Junfeng Tian, Min Gui, Zhixu Li, Jiabo Ye, Ming Yan, and Yanghua Xiao. 2022c. Promptner: Prompt-based entity-related visual clue extraction and integration for multimodal named entity recognition. In *Database Systems for Advanced Applications: 27th International Conference, DASFAA 2022, Virtual Event, April 11–14, 2022, Proceedings, Part III*, pages 297–305. Springer.
- Xuwu Wang, Jiabo Ye, Zhixu Li, Junfeng Tian, Yong Jiang, Ming Yan, Ji Zhang, and Yanghua Xiao. 2022d. Cat-mner: Multimodal named entity recognition with knowledge-refined cross-modal attention. In *2022 IEEE International Conference on Multimedia and Expo (ICME)*, pages 1–6. IEEE.
- Xiang Wei, Xingyu Cui, Ning Cheng, Xiaobin Wang, Xin Zhang, Shen Huang, Pengjun Xie, Jinan Xu,

- Yufeng Chen, Meishan Zhang, et al. 2023. Zero-shot information extraction via chatting with chatgpt. *arXiv preprint arXiv:2302.10205*.
- Ikuya Yamada, Akari Asai, Hiroyuki Shindo, Hideaki Takeda, and Yuji Matsumoto. 2020. Luke: Deep contextualized entity representations with entity-aware self-attention. *arXiv preprint arXiv:2010.01057*.
- Zhengyuan Yang, Zhe Gan, Jianfeng Wang, Xiaowei Hu, Yumao Lu, Zicheng Liu, and Lijuan Wang. 2022. An empirical study of gpt-3 for few-shot knowledge-based vqa. In *Proceedings of the AAAI Conference on Artificial Intelligence*, volume 36, pages 3081–3089.
- Jianfei Yu, Jing Jiang, Li Yang, and Rui Xia. 2020. Improving multimodal named entity recognition via entity span detection with unified multimodal transformer. Association for Computational Linguistics.
- Dong Zhang, Suzhong Wei, Shoushan Li, Hanqian Wu, Qiaoming Zhu, and Guodong Zhou. 2021. Multimodal graph fusion for named entity recognition with targeted visual guidance. In *Proceedings of the AAAI conference on artificial intelligence*, volume 35, pages 14347–14355.
- Qi Zhang, Jinlan Fu, Xiaoyu Liu, and Xuanjing Huang. 2018. Adaptive co-attention network for named entity recognition in tweets. In *Proceedings of the AAAI conference on artificial intelligence*, volume 32.
- Xin Zhang, Yong Jiang, Xiaobin Wang, Xuming Hu, Yueheng Sun, Pengjun Xie, and Meishan Zhang. 2022. Domain-specific ner via retrieving correlated samples. *arXiv preprint arXiv:2208.12995*.
- Fei Zhao, Chunhui Li, Zhen Wu, Shangyu Xing, and Xinyu Dai. 2022. Learning from different text-image pairs: A relation-enhanced graph convolutional network for multimodal ner. In *Proceedings of the 30th ACM International Conference on Multimedia*, pages 3983–3992.
- Changmeng Zheng, Zhiwei Wu, Tao Wang, Yi Cai, and Qing Li. 2020. Object-aware multimodal named entity recognition in social media posts with adversarial learning. *IEEE Transactions on Multimedia*, 23:2520–2532.




Figure 2: Four case studies of how auxiliary refined knowledge can help model predictions.

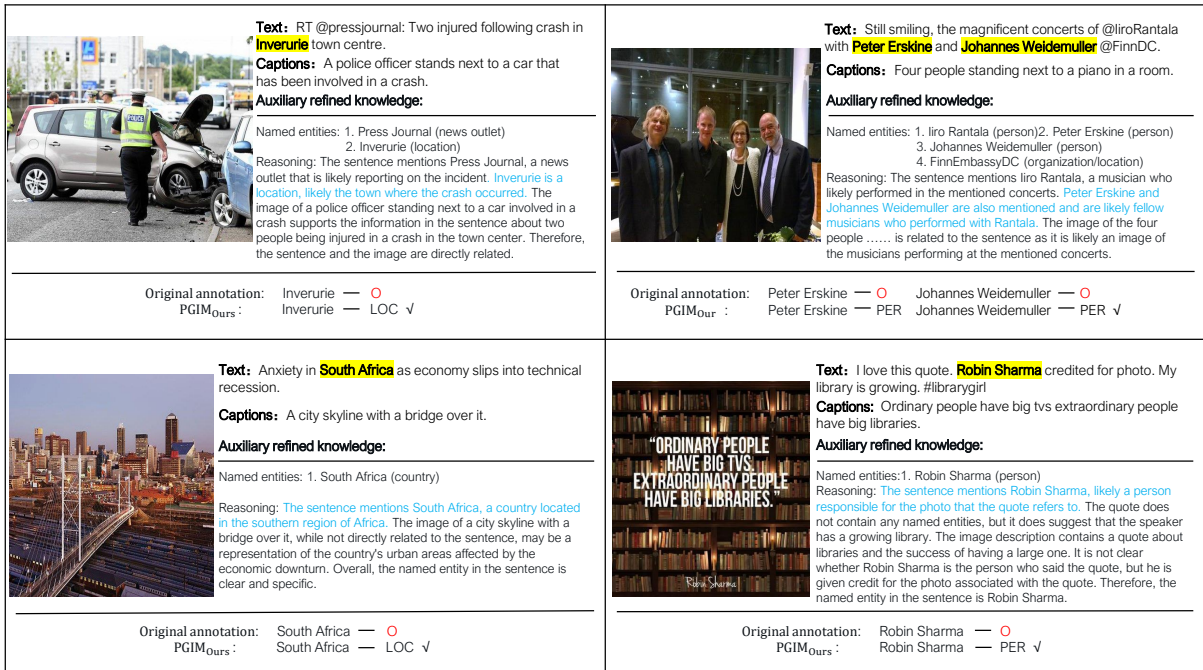


Figure 3: Some mislabeled examples of Twitter-2015 datasets.

Prompt template for ChatGPT to direct predict

Here are some content that people post on Twitter, and these content are composed of original text and image descriptions of the original text. Please note that the text and image descriptions here may or may not be relevant, so make your own judgment. Please follow the data annotation style and method reflected in the example I provided, comprehensively analyze the image description and the original text, determine which named entities and their corresponding types are included in the original text. There will only be 4 types of entities: ['LOC', 'MISC', 'ORG', 'PER']. Make the answer format like: ['entity name1', 'entity type1'], ['entity name2', 'entity type2']..... \n Notice : just in 'Text', not include 'Image descriptions', don't change the writing style and format of entity names in original Text, and the words beginning with @ sign are not counted.

Text: #Sports Connor Cook could not satisfy NFL teams' questions about leadership.
Image descriptions: Michigan state football player in uniform.
Question: Comprehensively analyze the Text and the Image description, which named entities and their corresponding types are included in the Text?
Answer: ['Connor Cook', 'PER'], ['NFL', 'ORG']



Text: #NBA Enhanced: OKC Thunder to win is NOW 10/3.
Image descriptions: Kevin Durant and Russell Westbrook.
Question: Comprehensively analyze the Text and the Image description, which named entities and their corresponding types are included in the Text?
Answer: ['OKC Thunder', 'ORG'], ['NBA', 'ORG']

Text: The Premier Leagues battle for #ChampionsLeague, Europa qualifying.
Image descriptions: A soccer player in action on the field.
Question: Comprehensively analyze the Text and the Image description, which named entities and their corresponding types are included in the Text?
Answer:

Figure 4: A prompt template for ChatGPT to direct predict. We select a small number of manually labeled samples as in-context examples to obtain ChatGPT answers for all samples in the entire dataset.

Prompt template for ChatGPT to make auxiliary explanation

Here are some content that people post on Twitter, and these content are composed of original text and image descriptions of the original text. Please note that the text and image descriptions here may or may not be relevant, so make your own judgment. Please follow the data annotation style and method reflected in the example I provided, comprehensively analyze the image description and the original text, determine which named entities and their corresponding types are included in the original text, and explain the reason for your judgment. Notice : just in 'Text', not include 'Image descriptions', don't change the writing style and format of entity names, and Words after the @ sign are not counted.

Text: #Sports Connor Cook could not satisfy NFL teams' questions about leadership.
Image descriptions: Michigan state football player in uniform.
Question: Comprehensively analyze the Text and the Image description, which named entities and their corresponding types are included in the Text? explain the reason for your judgment.
Answer: Named entities:1. Connor Cook (person/player) 2. NFL (league/organization) Reasoning: The sentence mentions Connor Cook, a former Michigan State football player who was drafted by the NFL. The NFL is the highest-level professional football league in the world. The image of a



Text: #NBA Enhanced: OKC Thunder to win is NOW 10/3.
Image descriptions: Kevin Durant and Russell Westbrook.
Question: Comprehensively analyze the Text and the Image description, which named entities and their corresponding types are included in the Text? explain the reason for your judgment.
Answer: Named entities:1. OKC Thunder (team/franchise) 2. NBA (league/organization) Reasoning: The sentence mentions OKC Thunder, a professional basketball team based in Oklahoma City. The NBA is mentioned as the organization that the OKC Thunder are playing in. It is possible that the text and image are related in the sense that the odds for OKC Thunder to win may have been influenced by their past performances with the team.

Text: The Premier Leagues battle for #ChampionsLeague, Europa qualifying.
Image descriptions: A soccer player in action on the field.
Question: Comprehensively analyze the Text and the Image description, which named entities and their corresponding types are included in the Text? explain the reason for your judgment.
Answer:

Figure 5: A prompt template for ChatGPT to make auxiliary explanation.