

Pengi: An Audio Language Model for Audio Tasks

Soham Deshmukh¹ Benjamin Elizalde¹ Rita Singh² Huaming Wang¹

¹Microsoft ²Carnegie Mellon University
 {sdeshmukh, benjaminm, huawang}@microsoft.com, rsingh@cs.cmu.edu

Abstract

In the domain of audio processing, Transfer Learning has facilitated the rise of Self-Supervised Learning and Zero-Shot Learning techniques. These approaches have led to the development of versatile models capable of tackling a wide array of tasks, while delivering state-of-the-art performance. However, current models inherently lack the capacity to produce the requisite language for open-ended tasks, such as Audio Captioning or Audio Question & Answering. We introduce Pengi, a novel Audio Language Model that leverages Transfer Learning by framing all audio tasks as text-generation tasks. It takes as input, an audio recording, and text, and generates free-form text as output. The input audio is represented as a sequence of continuous embeddings by an audio encoder. A text encoder does the same for the corresponding text input. Both sequences are combined as a prefix to prompt a pre-trained frozen language model. The unified architecture of Pengi enables open-ended tasks and close-ended tasks without any additional fine-tuning or task-specific extensions. When evaluated on 22 downstream tasks, our approach yields state-of-the-art performance in several of them. Our results show that connecting language models with audio models is a major step towards general-purpose audio understanding ¹.










Audio input	Text input	 Text output
 	this is a sound of	train, railway and locomotive
 	this emotion is	happy
 	generate audio caption	the waves of the ocean crash onto the shore then recede
 	question: what type of animal is making the light sound in the background?	it is a bird

Figure 1: Examples of audio and text prompt inputs and their corresponding textual responses. Images are for illustration purposes only. Our proposed model Pengi enables close-ended tasks, such as classification or retrieval and open-ended tasks, such as captioning or question & answering.

1 Introduction

Machine Listening breaks down audio understanding into separate and independent audio tasks. For example, Sound Event and Scene Classification, Audio Retrieval, and Audio Captioning. Because these audio tasks are intrinsically related, we can leverage from Transfer Learning (TL). TL focuses on applying knowledge gained while solving one task to solve a related task. The learning method involves pre-training a model with a large compilation of datasets from different tasks followed by fine-tuning on a target dataset. These models have shown the potential to learn general-purpose audio

¹Code will be released after review: <https://github.com/microsoft/Pengi>

representations [50] that can successfully be used in a variety of downstream tasks. To leverage from larger amounts of audio that is unlabeled, the community has employed Self-Supervised and Unsupervised Learning [47, 48, 41, 17]. These methods do not require labels [50, 7] and have achieved state-of-the-art performance. However, both methods require an additional fine-tuning step before they can be applied to any downstream task.

To address this drawback, another Transfer Learning method called Zero-Shot Learning provides direct inference capabilities and removes the need of fine-tuning. These models use contrastive objectives to learn the similarity between natural language descriptions and audio content to provide a score that identifies the most probable class label for a given testing audio. Examples are CLAP [13], Mulan [24], and LAION-CLAP [55]. Despite not seeing the training data of a target task, Zero-Shot models achieve surprising performance in close-ended tasks, such as classification and retrieval. However, these models inherently lack the capacity to produce the requisite language for open-ended tasks, such as Audio Captioning or Audio Question & Answering (AQA).

Current audio models that can perform open-ended tasks do not support or have not been evaluated on closed-ended tasks [35, 29]. It is yet to be explored how to leverage TL to enable both types of tasks in the audio domain. We drew inspiration from recent advances in Natural Language Processing (NLP) and Visual Language Models (VLM). In NLP, Raffel et. al. [46] explored a unified framework called T5 where all text-based tasks are framed as text input to text output problems. T5 was trained with a single objective function and supported a diverse set of tasks, like translation, question & answering, and classification. FLAN [8] showed that language models trained on a collection of text tasks phrased as instructions, enabled models to respond better to similar instructions at inference time. This TL technique showed performance improvement across a range of models, prompting setups, and evaluation tasks. On the other hand, VLM incorporates visual information by combining a language model and an image encoder to transfer knowledge across modalities. Tasks are framed as text and image input to text output problems. Captioning training consists of optimizing a text generation objective, and can transfer moderately well to visual question & answering in the zero-shot settings. For example, Frozen [49], Flamingo [2], and other models [51, 49, 2, 40, 37]. But their performance on close-ended tasks still lags behind contrastive models [44, 56]. In the audio domain, there are no models that resemble any of these capabilities, let alone that support both close-ended and open-ended audio tasks simultaneously.

In this paper, we introduce Pengi, a novel Audio Language Model (ALM) that takes as input, an audio recording and a text prompt, and generates free-form text as output. To the best of our knowledge, the following contributions are achieved for the first time in the literature:

- A novel Audio Language Model capable of supporting multiple close-ended and open-ended audio tasks without any additional fine-tuning or task-specific extensions of the architecture. Pengi draws inspiration from VLM but tackles intrinsic challenges in the audio domain.
- We propose a new learning framework where we frame all audio tasks as audio and text input to text output tasks. Our framework uses a single training procedure and a captioning objective function. For training, we designed new audio task templates inspired by Instruction Tuning.
- We extensively evaluated Pengi on 21 downstream tasks across various audio domains yielding state-of-the-art performance in several of them. Thus, establishing a baseline for general-purpose ALM.

2 Related Work

Audio Language Models. In the domain of audio processing, Transfer Learning has facilitated the rise of Self-Supervised Learning [47, 48, 41, 23, 22, 3, 14] and Zero-Shot Learning techniques [13, 24, 20, 54, 55, 39, 21]. These approaches have led to the development of versatile models capable of tackling a wide array of tasks, while delivering state-of-the-art performance. However, current models can tackle either close-ended tasks or open-ended tasks. ALM pose a new learning paradigm for audio processing that can support all tasks. The language modeling approaches to audio find utility in generating audio given an input description [4, 1]. But it is yet to be explored how to train them for general-purpose audio understanding and what their performance would be.

Language Models. Transfer learning has been extensively utilized in Natural Language Processing with the recent shift to zero-shot and few-shot learning [27, 45, 5, 52]. The work by Raffel et. al. [46] explored a unified framework for text tasks by converting all text-based tasks into the text-to-text

format. The experimental results showed the methods can achieve SOTA results when combined and scaled. FLAN [52] released in 2022 uses instruction fine-tuning to fine-tune an existing language model on a large set of varied instructions. Pengi adapts a similar idea for the audio domain, where each audio-tasks is considered a text generation task conditional on the input text and input audio. This allows audio tasks to be represented in (audio-text)-text format and enables learning a single unified model for all the tasks. For training, we create (audio-text)-text templates for audio tasks and train Pengi with this data.

Visual Language Models. Inspired by the success of transfer learning and few-shot learning in NLP, a host of VLM were proposed for vision tasks. VLM intend to extend the pre-trained language model and adapt them to incorporate visual information. VisualBERT [33] and SimVLM [51] explored different ways to convert images into tokens and jointly train the model on interleaved images and text. Inspired by prefix-tuning [34] and prompt-tuning [32], Frozen [49] and Clipcap [40], use a frozen language model and align the image embeddings for the language model. To better fuse image information, Flamingo [2] uses a gated-cross-attention dense layer in the language model. The interleaved image-text training also enables Flamingo to do few-shot learning. Drawing parallels with VLM, Pengi can be considered an Audio Language Model based on *audio conditional prefix tuning* where the prompt is produced by an audio encoder.

3 Approach

In this section we describe Pengi, a novel Audio Language Model that leverages Transfer Learning by framing all audio tasks as text generation tasks. It takes as input, an audio recording and a text prompt, and generates free-form text as output. The unified architecture in Figure 2 enables open-ended tasks and close-ended tasks without any additional fine-tuning or task-specific extensions of the architecture.

3.1 Unified Architecture

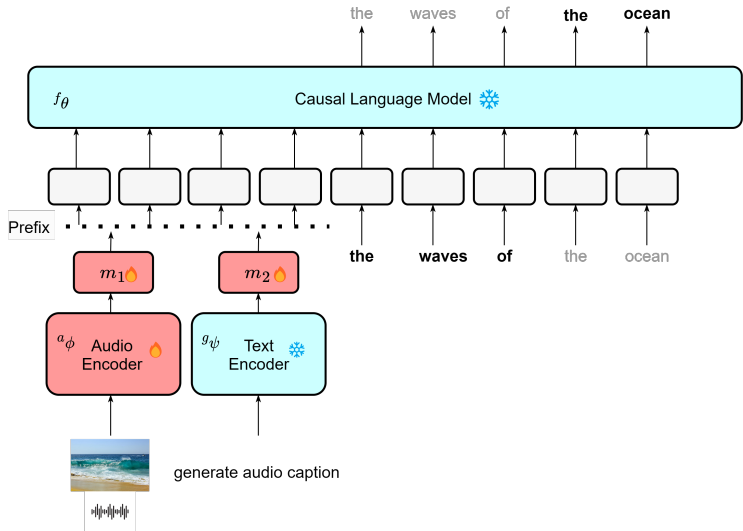


Figure 2: Pengi has a unified architecture that takes as input, an audio recording and a text a prompt, and generates free-form text as output. At training, the architecture learns an audio encoder a_ϕ and a mapping network m_1 to represent an input audio as a sequence of continuous embeddings. A frozen text encoder g_ψ and a learnable mapping m_2 do the same for the corresponding text input. Both sequences are concatenated as a prefix to leverage from a pre-trained frozen autoregressive language model f_θ to perform multiple tasks. At inference, the language model generates tokens autoregressively conditioned on the audio and text input.

Audio Encoder. The audio encoder a_ϕ transforms the raw audio input into an audio embedding. We used the audio transformer backbone from CLAP [13] as our audio encoder due to its success in diverse audio and multimodal tasks. Although models in Computer Vision [40, 2, 37] use a frozen image encoder like CLIP, CLAP is trained on a magnitude smaller collection of audio-text pairs. Therefore, we unfroze its weights for our training procedure.

Text Encoder. The text encoder g_ψ transforms the input text prompt into a text embedding. The prompt can be any form of natural language, such as a task-specific prompt or a question. The text encoder is frozen so its weights are not updated during training. The role of the text encoder is fundamental in allowing our architecture to learn and perform well in close-ended tasks.

Mapping Networks and Prefix. To construct the prefix to be fed to the causal language model, we used two mapping networks (m_1 and m_2). The mapping networks [40] convert an embedding into a sequence of k embeddings. The audio embedding is transformed by m_1 and the text embedding by m_2 , both are trainable. The output sequences are concatenated to form the fixed-length prefix.

Causal Language Model. To generate the text output we used a pre-trained autoregressive causal language model which is kept frozen during training and inference [49]. Even though the language model is frozen, the audio prefix receives gradients enabling the parameters of mapping network (m_1) and audio encoder a_ϕ to be optimized with gradient descent and backpropagation. At inference, the language model generates tokens autoregressively conditioned on the audio and text prefix.

3.2 Training and Inference

We propose a new learning framework where we frame all audio tasks as audio and text input to text output tasks. Our framework uses a single training procedure and objective function. Let the training data in audio-text-to-text format be referred to as $\{x^i, t^i, c^i\}$ where x^i , t^i and c^i are the i^{th} audio file, i^{th} input text, and i^{th} output text or caption respectively.

To create a prefix, the audio encoder a_ϕ and mapping network m_1 projects the audio x^i into a sequence of k embeddings. Similarly, the text encoder g_ψ and mapping network m_2 projects the input text t^i into a sequence of k embeddings. Both sequences are concatenated to form prefix p^i for the pre-trained frozen language model f_θ .

$$p^i = p_1^i, \dots, p_{2k}^i = \text{concat}\{m_1(a_\phi(x^i)), m_2(g_\psi(t^i))\} \quad (1)$$

The language model f_θ is fed with the prefix-caption concatenation of all $\{z_i\}_{i=1}^N$, where z_i is:

$$z^i = p_1^i, \dots, p_{2k}^i, c_1^i, \dots, c_l^i \quad (2)$$

The model is trained as a standard captioning system, where it learns to predict a caption (text tokens) c^i conditioned on the prefix in an autoregressive fashion. We used Cross-Entropy as the loss function:

$$\mathcal{L} = - \sum_{i=1}^N \sum_{j=1}^l \log p_\gamma(c_j^i | p_1^i, \dots, p_{2k}^i, c_1^i, \dots, c_{j-1}^i) \quad (3)$$

where γ denotes model’s trainable parameters which include audio encoder parameters ϕ and parameters from both mapping networks. The text encoder and the causal language model are frozen.

At inference time, the prefix is constructed using the test audio and a text prompt. The causal language model f_θ generates the next token sequentially conditioned on the prefix. The language model assigns probabilities to all vocabulary tokens at each prediction, which are used to determine the next token depending on the choice of decoding. In our experiments, we used beam search decoding with a beam size of 5 for inference and downstream tasks.

4 Experiments

4.1 Training Datasets and Templates

Our Audio Language Model Pengi is trained on a collection of audio-text tasks phrased as instruction templates. The templates are inspired by instruction tuning and enable models to respond better to similar instructions at inference time. This TL technique is novel for audio and yielded performance improvement across a range of input prompting examples and downstream tasks.

The training datasets are modified to adapt to our proposed framework audio-text-to-text format by constructing 8 audio-task templates. Before our study, there was no evidence that the templates could lead to good performance across open- and close-ended tasks. Each template consists of audio input, input text prompt, and text output. Examples are “this is the sound of”, “this emotion is” or “question:question”. All the templates are in Table 1, out of which one template is for an auxiliary task “generate metadata”. By constructing an auxiliary task, we can add to the training data audio-text pairs that are not task-specific. Thus, allowing the model to train on more data and improve the

audio encoder representations. Drawing parallels, this training data setup is inspired by instruction tuning format of FLAN [52, 8]. Defining new templates or variations of the ones proposed here is a promising direction to explore.

Task	Input prompt	Output format
Audio Captioning	generate audio caption	{caption}
Audio Q&A	question: {question}	{answer}
Sound Event Classification	this is a sound of	{event a}, {event b}, ..
Acoustic Scene Classification	this acoustic scene is	{scene}

Task	Input prompt	Output format
Speech Emotion Recognition	this emotion is	{emotion}
Speech Sentiment Recognition	this sentiment is	{sentiment}
Music Analysis	music analysis	this is a sound of music in language {language} and genre {genre} ..
Music Note Analysis	this music note is	produced by {instrument}, pitch {pitch}, ..
Auxiliary	generate metadata	{metadata}

Table 1: The training datasets are modified to adapt to our proposed framework audio-text-to-text format by constructing 8 audio-task templates. Each template consists of audio input, input text prompt, and text output. The {} symbol indicates variable content. The auxiliary task template allowed us to add audio-text pairs that are not task-specific.

The training data is collected from multiple audio datasets coming from different sources. In all, we collected 3.4 million audio-text pairs and mapped them to the 8 templates. The number of training pairs makes this model one of the largest if not the largest non-speech audio model in literature. We use only the training set of each dataset. The datasets and their mapping to a task are the following. Sound Event Classification: AudioSet [19], FSD50K[18]; Acoustic Scene Classification: CochScene [25]; Speech Emotion and Sentiment Recognition: MSP Podcast [36], CMU MOSI [57], CMU MOSEI [58], MELD [43]; Music Analysis: NSynth [15], FMA [9]; Audio Captioning: AudioCaps [28], ClothoV2 [12]; Audio Question and Answering: ClothoQA [35]; Auxiliary: WavText5K [11], SoundDescs [31], MACS [38], WavCaps [39], FreeSound [16] and FindSound².

4.2 Downstream Tasks

The unified architecture of Pengi enables open-ended tasks and close-ended tasks. The two types of tasks and their inference methods are described below.

Open-ended tasks. This task type requires free-form text generation and there is flexibility in the correctness of the output. Examples are Audio Captioning and AQA. Pengi will take as input the testing audio and the desired prompt to generate the text output. Our model does not require any fine-tuning or task-specific components.

Close-ended tasks. This task type is restricted to predefined values that can be classes or numbers. Examples are classification and retrieval. Pengi will take as input the testing audio and the desired prompt. Ideally, the free-form text output from Pengi should contain the expected result or a relevant result. For example, we might expect the output “dog” but Pengi may output “dog barking” or “animal”. Although these answers are reasonable, they are incorrect under most metrics. In order to evaluate the correctness and performance of the downstream tasks, we proposed two methods: log-likelihood and text matching (Fig. 3). Unless explicitly mentioned, all experiments use the text matching method for evaluation.

Log-likelihood: In this setting, we use Pengi’s desired values (e.g. class labels) to constrain Pengi’s output. Then calculate Log-likelihood over it to determine which class is the most likely. We take the concatenated prefix from the testing audio and the prompt and append a possible desired value to create a candidate output. This results in N candidate outputs to a total of N values (e.g. classes). Then the candidate outputs are ranked based on their Log-likelihood scores to determine the model’s prediction. This method is computationally expensive for the extensive evaluation in our study.

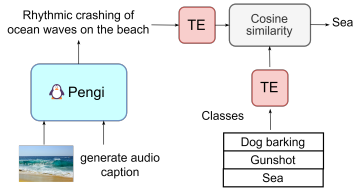


Figure 3: Text-matching method used during inference for close-ended tasks. TE indicates Text Embedding.

Text matching: In this setup, the free-form output is matched to the restricted values using text embeddings (Fig.3). For example, in a classification setting, we compute text embeddings for Pengi’s output and for all the class labels in a given dataset. Then, we calculate cosine similarity to determine

²<https://www.findsounds.com>

the most likely category. We used Pengi’s text encoder to compute the embeddings, but any other text encoder is an option.

Downstream tasks. We used 21 downstream tasks (Table 2) to benchmark the open-ended and close-ended capabilities of Pengi. The open-ended tasks consist of Audio Captioning and AQA. The close-ended tasks consist of classification, regression, and retrieval. Datasets like Clotho have more than one type of annotations, so they are used for multiple tasks like Audio Captioning and Text-to-Audio Retrieval.

Domain	Dataset	Files	Dur. (secs)	Output Type	Metric	Setup
Audio Captioning	Clotho	7k	15 - 30	Cap.	SPIDEr	train/val/test
	AudioCaps	39k	10	Cap.	SPIDEr	train/val/test
Audio Question Answering	ClothoAQA	2k	15 - 30	Q&A	ACC	train/val/test
Sound Event Classification	ESC50	2k	5	MC (50)	ACC	5 folds
	FSD50K	51k	0.3 - 30	ML (200)	mAP	train/val/test
	UrbanSound8K	8k	≤ 4	MC (10)	ACC	10 folds
	DCASE2017 Task4	52k	10	MC (17)	ACC	train/val/test
Music Analysis	GT. Music Speech	120	30	B (2)	ACC	10 folds
	GT. Music Genre	1k	30	MC (10)	ACC	10 folds
Instrument Classification	Beijing Opera	236	4.77	MC (4)	ACC	5 folds
	NS. Instruments	305k	4	MC (11)	ACC	train/val/test
Music Note Analysis	NS. Pitch	305k	4	Reg.	ACC	train/val/test
	NS. Velocity	305k	4	MC (11)	ACC	train/val/test
	NS. Sonic	305k	4	ML (10)	ACC	train/val/test
Acoustic Scene Classification	TUT 2017	6.3k	10	MC (15)	ACC	train/val/test
Emotion Recognition	CREMA-D	7k	5	MC (6)	ACC	5 folds
	RAVDESS	2.5k	≤ 5	MC (8)	ACC	5 folds
Vocal Sound Classification	Vocal Sound	21k	5	MC (6)	ACC	train/val/test
Surveillance	Surveil. Applications	585	≤ 33	MC (6)	ACC	train/val/test
Text-to-Audio Retrieval	Clotho	7k	15 - 30	Ret.	R@1	train/val/test
	AudioCaps	39k	10	Ret.	R@1	train/val/test

Table 2: We extensively evaluated Pengi across 21 downstream tasks from various domains. The first two domains are open-ended tasks and the rest are close-ended tasks. For the “Output Type” column, Cap. refers to captioning, MC to multiclass, B indicates binary and Reg. indicates regression.

4.3 Implementation details

Encoders and mappers. We used the audio transformer HTSAT[6] as our audio encoder and CLIP’s [44] text encoder. The audio is sampled at 44.1 kHz and is converted to a log Mel spectrograms with 64 Mel bins, a hop size of 320 secs, and a window size of 1024 secs in the range of 50-8000 Hz. We randomly truncated all audio files to 7 seconds in length for HTSAT. The max length of the text encoder is set to 40 for computational efficiency. We performed another step of CLAP (Contrastive Language-Audio Pretraining) training using the above two encoders [13]. This enables experiments where the audio encoder can be kept frozen to see the utility of CLAP’s [13] audio embeddings similar to VLM [40, 49, 2]. The mapping networks m_1 and m_2 each use an 8-layer transformer with a prefix length of 40. The total prefix length after concatenating the audio and text is 80. The hyper-parameters of the encoders and the CLAP training are mostly left as in the original papers, the details are in Appendix D.

Causal Language Model. We used the GPT2 line of models, specifically GPT2-base (124M). The model is kept frozen through all the experiments.

Pre-training. We used Adam Optimiser [30] for 60 epochs and with a batch size of 384 on 20 V100 GPUs. We used a linear schedule with 2000 warmup steps and a base learning rate of 1e-4.

5 Results

5.1 Benchmarking Pengi

We assessed Pengi on 21 downstream tasks covering various domains. Pengi is the first audio model that can perform both, open-ended and close-ended tasks. A fair comparison against another model that can perform both is not possible. Thus, for the general-purpose audio model baseline we chose CLAP [13] (See Table3). It has been evaluated on a wide range of downstream tasks across varied domains and has state-of-the-art performance in several of them.

	Audio Captioning \uparrow		Audio Q&A \uparrow	Sound Event Classification \uparrow			
Model	AudioCaps	Clotho	ClothoAQA	ESC50	FSD50K	US8K	DCASE17 Task 4
CLAP	\times	\times	\times	0.826	0.3024	0.7324	0.3
Pengi	0.4667	0.2709	0.6453	0.9195	0.4676	0.7185	0.338

	Acoustic Scene Classification \uparrow	Music \uparrow		Instrument Classification \uparrow		Music Note Analysis \uparrow		
Model	TUT2017	Music Speech	Music Genres	Beijing Opera	Instrument family	NS. Pitch	NS. Velocity	NS. Qualities
CLAP	0.2963	1.0	0.252	0.2963	0.2949	-	-	-
Pengi	0.3525	0.9688	0.3525	0.6229	0.5007	0.8676	0.3728	0.386

	Emotion Recognition \uparrow		Vocal Sound Classification \uparrow	Action Recog. \uparrow	Surveillance \uparrow
Model	CRE MA-D	RAV DESS	Vocal Sound	ESC50 Actions	SESA
CLAP	0.1784	0.1599	0.4945	0.497	0.7487
Pengi	0.1846	0.2032	0.6035	0.5277	0.5402

Table 3: We used CLAP [13] as a baseline comparison because of its strong performance on a wide range of downstream tasks. The ‘-’ symbol indicates numbers were not available, while ‘ \times ’ indicates that the model cannot support the task. Higher is better for all numbers. The evaluation metric is mAP for FSD50k, AudioSet, ESC50-Actions, and NSynth sonic; F1 score for DCASE17; and SPIDER for AudioCaps and Clotho captioning. All other downstream tasks use Accuracy.

Open-ended tasks. Pengi sets new state-of-the-art performance for open-ended tasks. We used Audio Captioning and AQA for open-ended tasks. The CLAP model can only support close-ended tasks and cannot perform open-ended tasks without additional modules and fine-tuning. Therefore, we compared against supervised trained models in Section 5.2.

Close-ended tasks. Pengi performs better than CLAP on most audio classification tasks, and can also outperform the literature. Although CLAP and Pengi employed different learning methods and used a different amount of training data, it is to be noted that Pengi can compete with strong contrastive methods like CLAP and other methods in the literature.

5.2 Audio Captioning and Audio Question & Answering

Audio Captioning. Pengi’s performance outperformed supervised models in the two captioning tasks AudioCaps and Clotho, as shown in Table 7. The captioning competition IEEE DCASE 2022³ ranks models based on the metric SPIDER, a combination of CIDEr and SPICE. Specifically, for AudioCaps Pengi outperformed the literature by a relative 6.6% and for Clotho by a relative 26%. All models used both, AudioCaps and Clotho datasets in training. One of the best captioning models is from Kim et al. [29]. The authors followed a similar training procedure to ours with audio encoders and a language model. Unlike Pengi, which uses a single audio encoder, they employed two mapping networks to capture both global and temporal features from the audio. Despite having two audio representations, the model underperformed our approach.

Similar to Multi-Task Learning [59, 10], we hypothesize that learning a shared audio encoder and mapping networks helps Pengi to solve individual tasks better. We addressed this hypothesis by conducting an ablation study in Table 4. In experiment A, we trained and evaluated Pengi only on audio-captioning data with text prompts of “generate audio caption”. Then, we contrasted audio captioning performance against experiment B. Where we trained on data across different tasks, in other words, our proposed setup in this paper. From Table 4, we see consistent improvement in both AudioCaps and Clotho downstream tasks. Specifically, experiment B outperforms experiment A by a relative 2.5% and 2.3% on AudioCaps and Clotho respectively. This indicates that Pengi’s shared architecture does help in improving performance on individual tasks.

Exp.	Eval. dataset	Audio Captioning \uparrow	
		BLUE ₁	SPIDER
A	AudioCaps	0.6439	0.4551
B	AudioCaps	0.6522	0.4667
A	Clotho	0.5619	0.2648
B	Clotho	0.5702	0.2709

Table 4

Model	Audio Q&A \uparrow
	Acc
M ₁	0.575
M ₂	0.627
M ₃	0.635
Pengi	0.645

Table 5

Model	Retr.	Text-to-Audio Retrieval \uparrow		
		R@1	R@5	R@10
Chen et al.	Clotho	1.5	4.4	7.5
Gont. et al.	Clotho	2.1	7.0	12.0
Mei et al.	Clotho	4.0	14.1	21.6
Kim et al.	Clotho	7.6	19.6	28.8
Pengi	Clotho	9.4	26.1	36.7

Table 6

AQA. Pengi outperformed the existing AQA literature [35]. Authors in [35] collected the only AQA dataset available (ClothoAQA). They converted the question & answering into classification task, not a generation task. Authors trained and fine-tuned a model in a supervised setup. In contrast, we used

³<https://dcase.community/challenge2022/task-automatic-audio-captioning>

Model	Eval. dataset	BLUE ₁	BLUE ₂	BLUE ₃	BLUE ₄	METEOR	ROUGE _L	CIDEr	SPICE	SPIDEr
Chen et al.	AudioCaps	0.489	0.292	0.178	0.106	0.152	0.346	0.265	0.093	0.179
Gontier et al.	AudioCaps	0.635	0.461	0.322	0.219	0.208	0.450	0.612	0.153	0.383
Mei et al.	AudioCaps	0.682	0.507	0.369	0.266	0.238	0.488	0.701	0.166	0.434
Kim et al.	AudioCaps	0.708	0.547	0.402	0.283	0.238	0.499	0.710	0.167	0.438
Pengi	AudioCaps	0.691	0.419	0.371	0.253	0.232	0.482	0.752	0.182	0.467
Chen et al.	Clotho	0.516	0.325	0.215	0.141	0.153	0.350	0.314	0.102	0.208
Gontier et al.	Clotho	0.461	0.282	0.182	0.117	0.136	0.318	0.251	0.083	0.167
Mei et al.	Clotho	0.516	0.318	0.204	0.127	0.157	0.351	0.313	0.105	0.209
Kim et al.	Clotho	0.539	0.346	0.227	0.142	0.159	0.366	0.319	0.111	0.215
Pengi	Clotho	0.57	0.369	0.242	0.15	0.172	0.375	0.416	0.126	0.271

Table 7: Pengi outperforms the best Audio Captioning performance from supervised models. All models used both, AudioCaps and Clotho datasets in training. SPIDEr is the metric used to rank models in IEEE DCASE Challenge. Higher is better for all metrics.

the open-ended free-form text from Pengi, where the answer is correct only when it directly matches the human response. Note that Pengi includes the training set of ClothoAQA among its training sets, but there is no further fine-tuning on this task. The results are shown in Table 5. The first column indicates three different baseline models from [35]. Pengi achieved 64.5% and outperformed the existing supervised benchmark by a relative 1.5%.

5.3 Zero-shot Sound Event Classification

We compared Pengi’s classification performance against Zero-Shot contrastive models in the literature. The existing literature restricts the training and evaluation tasks to a few sound event datasets. Hence, we matched our comparisons to sound event datasets. The downstream datasets of ESC50, US8k, DCASE17 Task4 contain audio files and labels not seen by Pengi during training. We considered these three datasets to constitute a zero-shot setup for Pengi. For FSD50k, the audio files in the training split have been used for training Pengi. Hence, we do not consider this a pure zero-shot setup but nonetheless, report numbers for insights.

On Zero-Shot ESC50 performance, Pengi beats AudioCLIP [20], CLAP [13], and LAION CLAP [55] by 32%, 11%, and 1% respectively (See Table 8). Interestingly, human performance on ESC50 is 81% accuracy and Pengi’s performance is 92%. Mei et. al. [39] added ChatGPT augmented audio-text pairs to CLAP training [55] and showed an improvement in performance from 91% to 94% on ESC50. On US8k, Pengi performed better than Wav2CLIP and AudioCLIP but lower than CLAP and LAION CLAP. Overall, even though Pengi is a text generation model, its Zero-Shot performance on close-ended Sound Event Classification is competitive.

Model	Zero-Shot Sound Event Classification ↑			
	ESC50	FSD50K	US8K	DCASE17 Task 4
Wav2CLIP	0.414	0.030	0.404	-
AudioCLIP	0.694	-	0.653	-
CLAP	0.826	0.302	0.732	0.3
LAION	0.91	-	0.77	-
Pengi	0.92	0.468	0.719	0.338

Table 8: The literature on Zero-Shot audio models only reports performance on Sound Event Classification datasets. Pengi’s classification performance is competitive. The ‘-’ indicates numbers are not available. The evaluation metric for DCASE17 is the F1 score while FSD50K employs mAP, ESC50 and US8K uses Accuracy.

5.4 Text-to-Audio Retrieval

For Text-to-Audio Retrieval in a contrastive learning setup, the user query is converted into a text embedding which is then used to retrieve the top k audios by their audio embeddings [11, 55]. Pengi is a generative model and does not allow a contrastive setup. Although Pengi has an audio encoder and a text encoder that could replicate the contrastive setup, we wanted to evaluate our model from the generative perspective. First, Pengi is used to index a database by generating audio captions for all the audio recordings. Second, the user text query is matched directly to the dataset captions. The associated audio files of the top k dataset captions are considered to be the top k retrieved audio. Note that the cosine similarity computation is between two text embeddings and not audio and text embeddings. Thus, the quality of generated captions for indexing the dataset is important for retrieval performance.

In Table 6, we compared Pengi’s Text-to-Audio retrieval performance against the literature. The models used for comparison are audio captioning models using the above-described procedure of indexing and query matching, and not the contrastive-like setup. Pengi outperforms the literature on

R@1. However, contrastive models [13],[55], [11] are substantially better than generative models for the task of directly matching text to audio for retrieval.

5.5 Next-text token prediction for learning audio representations

Pengi uses next-text token prediction to learn audio representations, hence a natural question is: “*Can next text-token prediction objective help in learning general purpose audio representations?*”. To answer this question, we performed linear probe [44] and shallow learning [50] experiments. After Pengi’s pre-training, we took the audio encoder a_ϕ in Fig 2 and trained one, two, or three fully-connected linear layer(s) with cross-entropy on top. Note that, we kept Pengi’s audio encoder frozen and it did not include the mapping network m_1 . We selected representative datasets from the domain of Sound Events, Music, and Speech Emotion for the linear probe experiment. Pengi’s linear probe (one layer) and shallow learning (two or three layers) numbers are compared against the best single model submissions from the HEAR challenge [50] in Table 9. The results from HEAR challenge reported the maximum of both settings (L_1 or L_2, L_3). Apart from Wav2vec2 which is trained on speech data, all other models were trained on non-speech audio. Pengi’s linear probe L_1 and L_3 performance is consistently better than CLAP [13]. In the Sound Events and Music domain, Pengi outperformed other models. In the Speech Emotion domain, Pengi performed better than non-speech models but lower than models trained on speech (Wav2vec2). The linear probe experiment indicates that the next text-token prediction objective *can help* in learning audio representations useful for a range of downstream domains.

Model	Sound Events \uparrow		Music \uparrow		Speech Emotion \uparrow	
	ESC50	FSD50k	GTZAN Genres	Opera	RAVDESS	CREMA-D
YAMNet	0.8375	-	0.847	0.9405	0.479	0.4533
Open L3	0.7505	0.4470	0.879	0.9746	0.604	0.5497
Wav2CLIP	0.7589	0.3617	0.748	0.9363	0.684	0.5116
PaNN	0.9085	-	0.860	0.9112	0.429	0.5550
Wav2Vec2	0.5610	0.3417	0.780	0.9067	-	0.6562
CLAP (L_1)	0.8995	0.5024	0.73	0.6399	0.4044	0.2315
CLAP (L_3)	0.9310	0.5690	0.8330	0.8263	0.4512	0.2830
Pengi (ZS)	0.9195	0.4676	0.3525	0.6229	0.2032	0.1846
Pengi (L_1)	0.8915	0.5608	0.8000	0.9193	0.4774	0.5057
Pengi (L_3)	0.9485	0.6235	0.9010	0.9883	0.6108	0.5916

Table 9: Shallow learning experiment where the audio encoder is frozen in all the experiments. ZS is zero-shot and L_i indicates i linear layers used. Unless specified, each model reports the best of $L_1, L_2,$ and L_3 .

6 Limitations

Trade-off between close-ended and open-ended tasks performance. The classification and text generation performance of Pengi is competitive against contrastive models. However, text-based retrieval performance lags behind that of contrastive models [11, 55]. Although these models excel at retrieval, they are limited to close-ended tasks. Thus, there is a trade-off between both types of learning methods proposed so far in the literature.

Limitations inherent to Language Models. Pengi benefits from the encyclopedic knowledge of pre-trained Language Models (LM). However, as pretrained LM is a component of Pengi, they also inherit their limitations. For example, LM are known to hallucinate [26] and specific to Pengi, can produce responses not grounded or conditioned on audio. Similarly, Pengi falls back to LM behavior if no audio is provided or if the audio knowledge is limited. Therefore, the risks of LM, namely propagating stereotypes, and biases and potentially producing offensive language are still applicable to Pengi. The recent works [45, 53] in the NLP field try to address these issues. However, specifically studying ALM risks and limitations can uncover new insights that can accelerate the development of ALMs like Pengi.

7 Conclusions

We proposed Pengi, a novel Audio Language model that leverages Transfer Learning by framing all audio tasks as text-generation tasks. It takes as input, an audio recording, and text, and generates free-form text as output. Pengi is capable of handling both close-ended and open-ended audio tasks. We benchmarked Pengi on 21 downstream tasks and show it yields state-of-the-art performance in several of them. Our results show that connecting language models with audio models is a major step towards general-purpose audio understanding.

References

- [1] A. Agostinelli, T. I. Denk, Z. Borsos, J. Engel, M. Verzetti, A. Caillon, Q. Huang, A. Jansen, A. Roberts, M. Tagliasacchi, et al. Musiclm: Generating music from text. *arXiv preprint arXiv:2301.11325*, 2023.
- [2] J.-B. Alayrac, J. Donahue, P. Luc, A. Miech, I. Barr, Y. Hasson, K. Lenc, A. Mensch, K. Millican, M. Reynolds, et al. Flamingo: a visual language model for few-shot learning. *Advances in Neural Information Processing Systems*, 35:23716–23736, 2022.
- [3] A. Baevski, Y. Zhou, A. Mohamed, and M. Auli. wav2vec 2.0: A framework for self-supervised learning of speech representations. *Advances in neural information processing systems*, 33:12449–12460, 2020.
- [4] Z. Borsos, R. Marinier, D. Vincent, E. Kharitonov, O. Pietquin, M. Sharifi, O. Teboul, D. Grangier, M. Tagliasacchi, and N. Zeghidour. Audioldm: a language modeling approach to audio generation. *arXiv preprint arXiv:2209.03143*, 2022.
- [5] T. Brown, B. Mann, N. Ryder, M. Subbiah, J. D. Kaplan, P. Dhariwal, A. Neelakantan, P. Shyam, G. Sastry, A. Askell, et al. Language models are few-shot learners. *Advances in neural information processing systems*, 33:1877–1901, 2020.
- [6] K. Chen, X. Du, B. Zhu, Z. Ma, T. Berg-Kirkpatrick, and S. Dubnov. Hts-at: A hierarchical token-semantic audio transformer for sound classification and detection. In *ICASSP 2022-2022 IEEE International Conference on Acoustics, Speech and Signal Processing (ICASSP)*, pages 646–650. IEEE, 2022.
- [7] S. Chen, Y. Wu, C. Wang, S. Liu, D. Tompkins, Z. Chen, and F. Wei. Beats: Audio pre-training with acoustic tokenizers. *arXiv preprint arXiv:2212.09058*, 2022.
- [8] H. W. Chung, L. Hou, S. Longpre, B. Zoph, Y. Tay, W. Fedus, E. Li, X. Wang, M. Dehghani, S. Brahma, et al. Scaling instruction-finetuned language models. *arXiv preprint arXiv:2210.11416*, 2022.
- [9] M. Defferrard, K. Benzi, P. Vandergheynst, and X. Bresson. FMA: A dataset for music analysis. In *18th International Society for Music Information Retrieval Conference (ISMIR)*, 2017. URL <https://arxiv.org/abs/1612.01840>.
- [10] S. Deshmukh, B. Raj, and R. Singh. Improving weakly supervised sound event detection with self-supervised auxiliary tasks. pages 596–600, 08 2021. doi: 10.21437/Interspeech.2021-2079.
- [11] S. Deshmukh, B. Elizalde, and H. Wang. Audio retrieval with wavtext5k and clap training. *arXiv preprint arXiv:2209.14275*, 2022.
- [12] K. Drossos, S. Lipping, and T. Virtanen. Clotho: an audio captioning dataset. In *IEEE International Conference on Acoustics, Speech and Signal Processing (ICASSP)*, 2020. doi: 10.1109/ICASSP40776.2020.9052990.
- [13] B. Elizalde, S. Deshmukh, M. A. Ismail, and H. Wang. Clap learning audio concepts from natural language supervision. In *ICASSP 2023 - 2023 IEEE International Conference on Acoustics, Speech and Signal Processing (ICASSP)*, pages 1–5, 2023. doi: 10.1109/ICASSP49357.2023.10095889.
- [14] B. M. Elizalde. *Never-Ending Learning of Sounds*. PhD thesis, Carnegie Mellon University Pittsburgh, PA, 2020.
- [15] J. Engel, C. Resnick, A. Roberts, S. Dieleman, M. Norouzi, D. Eck, and K. Simonyan. Neural audio synthesis of musical notes with wavenet autoencoders. In *International Conference on Machine Learning*, pages 1068–1077. PMLR, 2017.
- [16] E. Fonseca, J. Pons Puig, X. Favory, F. Font Corbera, D. Bogdanov, A. Ferraro, S. Oramas, A. Porter, and X. Serra. Freesound datasets: a platform for the creation of open audio datasets. In *Hu X, Cunningham SJ, Turnbull D, Duan Z, editors. Proceedings of the 18th ISMIR Conference; 2017 oct 23-27; Suzhou, China.[Canada]: International Society for Music Information Retrieval; 2017. p. 486-93.* International Society for Music Information Retrieval (ISMIR), 2017.
- [17] E. Fonseca, D. Ortego, K. McGuinness, N. E. O’Connor, and X. Serra. Unsupervised contrastive learning of sound event representations. In *ICASSP 2021 - 2021 IEEE International Conference on Acoustics, Speech and Signal Processing (ICASSP)*, 2021. doi: 10.1109/ICASSP39728.2021.9415009.

- [18] E. Fonseca, X. Favory, J. Pons, F. Font, and X. Serra. Fsd50k: An open dataset of human-labeled sound events. *IEEE/ACM Transactions on Audio, Speech, and Language Processing*, 2022. doi: 10.1109/TASLP.2021.3133208.
- [19] J. F. Gemmeke, D. P. W. Ellis, D. Freedman, A. Jansen, W. Lawrence, R. C. Moore, M. Plakal, and M. Ritter. Audio set: An ontology and human-labeled dataset for audio events. In *2017 IEEE International Conference on Acoustics, Speech and Signal Processing (ICASSP)*, pages 776–780, 2017. doi: 10.1109/ICASSP.2017.7952261.
- [20] A. Guzhov, F. Raue, J. Hees, and A. Dengel. Audioclip: Extending clip to image, text and audio. In *IEEE International Conference on Acoustics, Speech and Signal Processing (ICASSP)*, 2022. doi: 10.1109/ICASSP43922.2022.9747631.
- [21] L. M. Heller, B. Elizalde, B. Raj, and S. Deshmuk. Synergy between human and machine approaches to sound/scene recognition and processing: An overview of icassp special session. *arXiv preprint arXiv:2302.09719*, 2023.
- [22] W.-N. Hsu, B. Bolte, Y.-H. H. Tsai, K. Lakhotia, R. Salakhutdinov, and A. Mohamed. Hubert: Self-supervised speech representation learning by masked prediction of hidden units. *IEEE/ACM Transactions on Audio, Speech, and Language Processing*, 29:3451–3460, 2021.
- [23] P.-Y. Huang, H. Xu, J. Li, A. Baeviski, M. Auli, W. Galuba, F. Metze, and C. Feichtenhofer. Masked autoencoders that listen. *Advances in Neural Information Processing Systems*, 35: 28708–28720, 2022.
- [24] Q. Huang, A. Jansen, J. Lee, R. Ganti, J. Y. Li, and D. P. W. Ellis. Mulan: A joint embedding of music audio and natural language. In *International Society for Music Information Retrieval Conference*, 2022.
- [25] I.-Y. Jeong and J. Park. Cochlscene: Acquisition of acoustic scene data using crowdsourcing. In *2022 Asia-Pacific Signal and Information Processing Association Annual Summit and Conference (APSIPA ASC)*, pages 17–21. IEEE, 2022.
- [26] Z. Ji, N. Lee, R. Frieske, T. Yu, D. Su, Y. Xu, E. Ishii, Y. J. Bang, A. Madotto, and P. Fung. Survey of hallucination in natural language generation. *ACM Computing Surveys*, 55(12):1–38, 2023.
- [27] C. Jia, Y. Yang, Y. Xia, Y.-T. Chen, Z. Parekh, H. Pham, Q. Le, Y.-H. Sung, Z. Li, and T. Duerig. Scaling up visual and vision-language representation learning with noisy text supervision. In *International Conference on Machine Learning*, pages 4904–4916. PMLR, 2021.
- [28] C. D. Kim, B. Kim, H. Lee, and G. Kim. AudioCaps: Generating Captions for Audios in The Wild. In *NAACL-HLT*, 2019.
- [29] M. Kim, K. Sung-Bin, and T.-H. Oh. Prefix tuning for automated audio captioning. *arXiv preprint arXiv:2303.17489*, 2023.
- [30] D. P. Kingma and J. Ba. Adam: A method for stochastic optimization. In *ICLR (Poster)*, 2015. URL <http://arxiv.org/abs/1412.6980>.
- [31] A. S. Koepke, A.-M. Oncescu, J. Henriques, Z. Akata, and S. Albanie. Audio retrieval with natural language queries: A benchmark study. *IEEE Transactions on Multimedia*, 2022. doi: 10.1109/TMM.2022.3149712.
- [32] B. Lester, R. Al-Rfou, and N. Constant. The power of scale for parameter-efficient prompt tuning. In *Proceedings of the 2021 Conference on Empirical Methods in Natural Language Processing*, pages 3045–3059, 2021.
- [33] L. H. Li, M. Yatskar, D. Yin, C.-J. Hsieh, and K.-W. Chang. Visualbert: A simple and performant baseline for vision and language. *arXiv preprint arXiv:1908.03557*, 2019.
- [34] X. L. Li and P. Liang. Prefix-tuning: Optimizing continuous prompts for generation. In *Proceedings of the 59th Annual Meeting of the Association for Computational Linguistics and the 11th International Joint Conference on Natural Language Processing (Volume 1: Long Papers)*, pages 4582–4597, 2021.
- [35] S. Lipping, P. Sudarsanam, K. Drossos, and T. Virtanen. Clotho-aqa: A crowdsourced dataset for audio question answering. In *2022 30th European Signal Processing Conference (EUSIPCO)*, pages 1140–1144. IEEE, 2022.

- [36] R. Lotfian and C. Busso. Building naturalistic emotionally balanced speech corpus by retrieving emotional speech from existing podcast recordings. *IEEE Transactions on Affective Computing*, 10(4):471–483, 2017.
- [37] O. Mañas, P. Rodriguez Lopez, S. Ahmadi, A. Nematzadeh, Y. Goyal, and A. Agrawal. MAPL: Parameter-efficient adaptation of unimodal pre-trained models for vision-language few-shot prompting. In *Proceedings of the 17th Conference of the European Chapter of the Association for Computational Linguistics*, pages 2523–2548, Dubrovnik, Croatia, May 2023. Association for Computational Linguistics. URL <https://aclanthology.org/2023.eacl-main.185>.
- [38] I. Martín-Morató and A. Mesaros. What is the ground truth? reliability of multi-annotator data for audio tagging. In *2021 29th European Signal Processing Conference (EUSIPCO)*, 2021.
- [39] X. Mei, C. Meng, H. Liu, Q. Kong, T. Ko, C. Zhao, M. D. Plumbley, Y. Zou, and W. Wang. Wavcaps: A chatgpt-assisted weakly-labelled audio captioning dataset for audio-language multimodal research. *arXiv preprint arXiv:2303.17395*, 2023.
- [40] R. Mokady, A. Hertz, and A. H. Bermano. Clipcap: Clip prefix for image captioning. *arXiv preprint arXiv:2111.09734*, 2021.
- [41] D. Niizumi, D. Takeuchi, Y. Ohishi, N. Harada, and K. Kashino. Byol for audio: Self-supervised learning for general-purpose audio representation. In *2021 International Joint Conference on Neural Networks, IJCNN 2021*, 2021.
- [42] K. J. Piczak. ESC: Dataset for Environmental Sound Classification. In *Proceedings of the 23rd Annual ACM Conference on Multimedia*, pages 1015–1018. ACM Press. ISBN 978-1-4503-3459-4. doi: 10.1145/2733373.2806390. URL <http://dl.acm.org/citation.cfm?doid=2733373.2806390>.
- [43] S. Poria, D. Hazarika, N. Majumder, G. Naik, E. Cambria, and R. Mihalcea. Meld: A multimodal multi-party dataset for emotion recognition in conversations. In *Proceedings of the 57th Annual Meeting of the Association for Computational Linguistics*, pages 527–536, 2019.
- [44] A. Radford, J. W. Kim, C. Hallacy, A. Ramesh, et al. Learning transferable visual models from natural language supervision. In *International Conference on Machine Learning*. PMLR, 2021.
- [45] J. W. Rae, S. Borgeaud, T. Cai, K. Millican, J. Hoffmann, F. Song, J. Aslanides, S. Henderson, R. Ring, S. Young, et al. Scaling language models: Methods, analysis & insights from training gopher. *arXiv preprint arXiv:2112.11446*, 2021.
- [46] C. Raffel, N. Shazeer, A. Roberts, K. Lee, S. Narang, M. Matena, Y. Zhou, W. Li, and P. J. Liu. Exploring the limits of transfer learning with a unified text-to-text transformer. *The Journal of Machine Learning Research*, 21(1):5485–5551, 2020.
- [47] A. Saeed, D. Grangier, and N. Zeghidour. Contrastive learning of general-purpose audio representations. In *ICASSP 2021 - 2021 IEEE International Conference on Acoustics, Speech and Signal Processing (ICASSP)*, pages 3875–3879, 2021. doi: 10.1109/ICASSP39728.2021.9413528.
- [48] J. Shor, A. Jansen, R. Maor, O. Lang, O. Tuval, F. de Chaumont Quiry, M. Tagliasacchi, I. Shavitt, D. Emanuel, and Y. Haviv. Towards learning a universal non-semantic representation of speech. *Proc. Interspeech 2020*, pages 140–144, 2020.
- [49] M. Tsimpoukelli, J. L. Menick, S. Cabi, S. Eslami, O. Vinyals, and F. Hill. Multimodal few-shot learning with frozen language models. *Advances in Neural Information Processing Systems*, 34: 200–212, 2021.
- [50] J. Turian, J. Shier, et al. HEAR: Holistic Evaluation of Audio Representations. In *NeurIPS 2021 Competitions and Demonstrations Track*, 2022.
- [51] Z. Wang, J. Yu, A. W. Yu, Z. Dai, Y. Tsvetkov, and Y. Cao. Simvln: Simple visual language model pretraining with weak supervision. In *International Conference on Learning Representations*.
- [52] J. Wei, M. Bosma, V. Zhao, K. Guu, A. W. Yu, B. Lester, N. Du, A. M. Dai, and Q. V. Le. Finetuned language models are zero-shot learners. In *International Conference on Learning Representations*.
- [53] L. Weidinger, J. Mellor, M. Rauh, C. Griffin, J. Uesato, P.-S. Huang, M. Cheng, M. Glaese, B. Balle, A. Kasirzadeh, et al. Ethical and social risks of harm from language models. *arXiv preprint arXiv:2112.04359*, 2021.

- [54] H.-H. Wu, P. Seetharaman, K. Kumar, et al. Wav2clip: Learning robust audio representations from clip. In *IEEE International Conference on Acoustics, Speech and Signal Processing (ICASSP)*, 2022. doi: 10.1109/ICASSP43922.2022.9747669.
- [55] Y. Wu, K. Chen, T. Zhang, Y. Hui, T. Berg-Kirkpatrick, and S. Dubnov. Large-scale contrastive language-audio pretraining with feature fusion and keyword-to-caption augmentation. *arXiv preprint arXiv:2211.06687*, 2022.
- [56] L. Yuan, D. Chen, Y.-L. Chen, N. Codella, et al. Florence: A new foundation model for computer vision. *arXiv preprint arXiv:2111.11432*, 2021.
- [57] A. Zadeh, R. Zellers, E. Pincus, and L.-P. Morency. Mosi: multimodal corpus of sentiment intensity and subjectivity analysis in online opinion videos. *arXiv preprint arXiv:1606.06259*, 2016.
- [58] A. B. Zadeh, P. P. Liang, S. Poria, E. Cambria, and L.-P. Morency. Multimodal language analysis in the wild: Cmu-mosei dataset and interpretable dynamic fusion graph. In *Proceedings of the 56th Annual Meeting of the Association for Computational Linguistics (Volume 1: Long Papers)*, pages 2236–2246, 2018.
- [59] Y. Zhang and Q. Yang. A survey on multi-task learning. *IEEE Transactions on Knowledge and Data Engineering*, 34(12):5586–5609, 2022. doi: 10.1109/TKDE.2021.3070203.

The appendix is organized as follows: In the first three sections (A - C), we describe a set of experiments and their results. In Section D, we discuss the contrastive model and its training details. In Section E, we evaluate Pengi’s performance if the audio encoder is kept frozen. Lastly, in Section F, we state our findings from error analysis and highlight different types of Pengi errors.


















Audio input	Text input	 Text output
 	this is a sound of	train, railway and locomotive
 	this emotion is	happy
 	generate audio caption	the waves of the ocean crash onto the shore then recede
 	question: what type of animal is making the light sound in the background?	it is a bird
 	music analysis	this is a sound of music in language english and genre hip-hop. The associated tags are glitch, idm, duststep
 	the acoustic scene is	park
 	question: is the engine healthy?	yes
 	this sentiment is	positive

Figure 4: More examples of audio and text prompt input and their corresponding textual responses. Images are for illustration purposes only.

A Additional text input

Pengi takes as input, an audio recording and text, and generates free-form text as output. During inference, an audio encoder a_ϕ and a mapping network m_1 represent each audio recording as a sequence of continuous embeddings. Similarly, a text encoder g_ϕ and a mapping network m_2 does the same for the corresponding text input. Both sequences are combined as a prefix to prompt a pre-trained frozen language model f_θ . The language model generates tokens starting from the prefix.

The text input acts as task induction and helps guide the language model to produce the desired output. Let’s take an example of human speech recording. A text input of "generate audio caption" will generate a caption like "a person speaking with a car moving in the background", while a text input of "this sentiment is" will produce a response like "negative". However, there are instances where we want to guide the language model further to answer or complete a specific query we had. We can do this by additional text input. This is depicted in Fig 5. The second text input gets tokenized by the frozen language model’s tokenizer and converted into continuous embedding by the frozen language model’s embedding function. Therefore, the new prefix consists of a sequence of embeddings associated with audio, first text input, and second text input which originates from the audio encoder, text encoder, and frozen language model’s embedding function respectively.

Some examples and the effects of the second text input are shown in Fig 6. Empirically, we have seen the additional second input produces meaningful output only when used with text input of "generate metadata". The examples shown in Fig 6 are cherry-picked. The additional text input often causes Pengi to lose track of the audio data and hallucinate its own text or fall back to frozen language model behavior. It is not clear how to ground the output in audio information when additional text input

is provided. Further investigation in this direction will enable new scenarios including in-context learning.

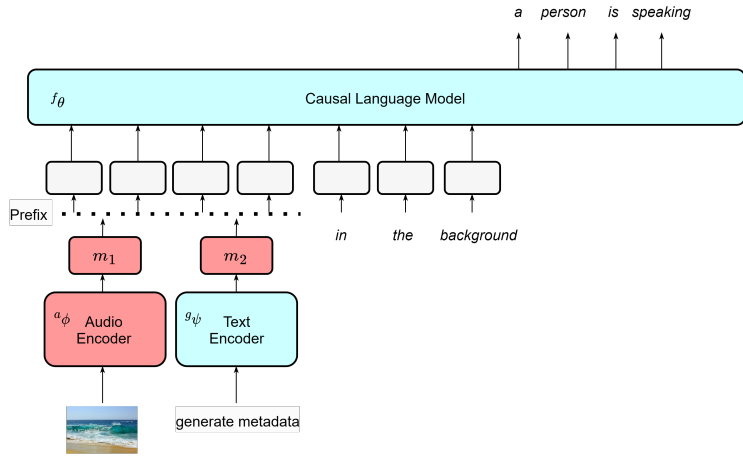


Figure 5: The user can also add an additional second text input and guide the output of Pengi. For example, the user can add "in the background" after the audio and text prefix and Pengi produces the output "a person in speaking". Compared to Fig 2, the output of Pengi changes to what the user has prompted in the second text input which is about background sounds.



Audio input	Additional text input	Text output
	-	a bird is chirping
Text input	the bird is called	a robin
generate metadata	name the bird.	this is a bird called robin
	the background is	quiet
	mention forest.	a blackbird is singing in the forest
Audio input	Additional text input	Text output
	-	a choir is singing
Text input	at the beginning a	vocalist is singing
generate metadata	in the end	people applaud
	the background is	a sound of drum beat

Figure 6: Examples of audio-text input with additional text input and their corresponding textual responses. Images are for illustration purposes only. The '-' symbol indicates additional text input was not used.

B Inferring audio prefix

The audio encoder and text encoder followed by mapping networks, jointly forms the prefix which prompts the frozen language model. To understand more about Pengi's natural language response, we try to interpret prefixes as a sequence of tokens or words. Each prefix embedding is mapped to the highest similarity token from the GPT2 vocabulary [40]. The similarity method used is cosine

similarity. This is possible as the prefix and GPT2 embeddings occupy the same latent space. We use this method on a few examples from the ESC50 dataset [42]. The examples of Pengi’s generated output and the inferred audio prefix are shown in Table 10. The interpretations are hard to follow but do contain salient words that are related to audio content. For example, each inferred audio prefix contains words associated with content of audio like babies, thunder, chicken, etc which also appear in corresponding Pengi’s natural language output.

One reason interpreted prefix does not have a clear structure is that the mapping network has to do two things at once - comprehend both the audio and text input and guide the fixed language model. Mokady et. al.[40] observed that the interpreted prefix is more comprehensible when GPT2 is also fine-tuned. A similar method can be followed to infer the text input prefix, but we didn’t find any interpretable insights there.

Text output	Inferred audio prefix
a baby is crying loudly and loudly	and, the my’s the first the and and fixe the the supern the. coma the BST in in improvis the babies in in the noises from noises in the (the the and innovative for and- the bigHUD the the and as")
a thunder claps and then a thunderstorm hits	the theth P the. weather the close andscape. thunder in- the Audiostorms interview click in the the and i unsettling,
a rooster is crowing loudly	and at the newone the new the and to OUR the theron the. chickens theities the in imperson the chickens to in the Audio sitcom. chickens in the (the the, Mumbai the
a bird is singing in the background	and, the great bird the first the and and OUR the the number La the in bird the one great and photography and bird that. in Audio owl interview singing being: the and I innovative,

Table 10: Examples of Pengi output and their corresponding inferred audio prefix. The input text prompt is "generate audio caption" for all examples. We bold the salient words relating to the input audio and text output.

C Effect of text prompts

The choice of input text prompt changes Pengi’s downstream task performance. We analyze the performance of seven of the input text prompts defined in Section 4.1 for downstream tasks. For some tasks, only specific prompts are applicable, for example, ‘*question: {}*’ prompt for Audio Q&A and ‘*this emotion is*’ for emotion recognition. Pengi’s performance on each downstream task corresponding to the different input text prompts is shown in Table 11). In summary, we see that the prompt ‘*generate metadata*’ works well on average for close-ended downstream tasks.

D Contrastive Learning model details

We follow and train a CLAP [13] model for the choice of contrastive model used in our experiments. We use transformer-based audio and text encoder. The audio encoder is HTSAT [6] and the text encoder is from CLIP [44]. Both the encoders are followed by a linear transformation called the projection layer. We finetune both the encoder and their projection layers. After contrastive training, the audio encoder and text encoder are used in Pengi.

Consider a batch size of N . Let the audio and text embedding be represented by $E_t \in \mathcal{R}^{N \times d}$ and $E_a \in \mathcal{R}^{N \times d}$. Then the resulting similarity matrix C is:

$$C = \tau(E_t \cdot E_a^T) \tag{4}$$

We use the loss function (\mathcal{L}) of symmetric cross-entropy: projections

$$\mathcal{L} = 0.5(\ell_{text}(C) + \ell_{audio}(C)) \tag{5}$$

where $\ell_k = \frac{1}{N} \sum_{i=0}^N \log \text{diag}(\text{softmax}(C))$ along text and audio axis respectively.

implementation details. The audio is sampled at 44.1 kHz and is converted to a log Mel spectrogram with 64 Mel bins, a hop size of 320 secs, and a window size of 1024 secs in the range of 50-8000 Hz. We randomly truncate all audio files to 7 seconds in length for HTSAT. All models are trained with Adam Optimiser [30] for 45 epochs with a batch size of 1536 on 20 V100 GPUs. We use a linear schedule with 2000 warmup steps and a base learning rate of 1e-4.

Training data. We train CLAP on the same audio-text pairs (Section 4.1) collected for Pengi.

Results. To verify the training, we check our CLAP’s performance on the ESC50 dataset. The results are shown in Table 12.

Downstream Dataset	Text prompts \uparrow						
	question: {}	generate audio caption	generate metadata	this is a sound of	this acoustic scene is	this music note is	this emotion is
Clotho Cap.	-	0.2709	-	-	-	-	-
AudioCaps Cap.	-	0.4667	-	-	-	-	-
ClothoAQA	0.6453	-	-	-	-	-	-
ESC50	-	0.8870	0.9195	0.6910	-	-	-
FSD50k	-	0.4676	0.4504	0.4572	-	-	-
US8k	-	0.7185	0.6585	0.5731	-	-	-
DCASE17	-	0.3150	0.3143	0.3506	-	-	-
AudioSet	-	0.1216	0.1230	0.1635	-	-	-
TUT 2017	-	0.2562	0.3525	0.2216	0.1716	-	-
GTZAN Genres	-	0.3230	0.3420	0.3180	-	-	-
GTZAN MS	-	0.9440	0.9606	0.9922	-	-	-
Opera	-	0.2373	0.6229	0.4449	-	-	-
NSynth Instrument	-	-	-	-	-	0.5007	-
NSynth Pitch	-	-	-	-	-	0.8676	-
NSynth Velocity	-	-	-	-	-	0.3728	-
NSynth Qualities	-	-	-	-	-	0.3860	-
RAVDESS	-	-	-	-	-	-	0.1846
CREMAD	-	-	-	-	-	-	0.2032
Vocal Sounds	-	0.5778	0.6035	0.5688	-	-	-
SESA	-	0.5162	0.5402	0.5350	-	-	-
ESC50 Actions	-	0.5277	0.5111	0.4846	-	-	-
Clotho Ret. (T2A)	-	0.0938	-	-	-	-	-
AudioCaps Ret. (T2A)	-	0.1771	0.1407	-	-	-	-
Clotho Ret. (A2T)	-	0.1148	-	-	-	-	-
AudioCaps Ret. (A2T)	-	0.1819	0.1771	-	-	-	-

Table 11: We use different text prompts and observe the performance on downstream tasks. ‘-’ indicates the prompt is not used. The metrics used for each downstream tasks are same as Table 3.

Model	ESC50
Wav2CLIP	0.414
AudioCLIP	0.694
CLAP	0.826
LAION	0.91
CLAP (ours)	0.89

Table 12: CLAP zero-shot performance on ESC50

E Frozen audio encoder

The audio encoder a_ϕ transforms the raw audio input into an audio embedding. We used the audio transformer backbone from CLAP trained in Section D as our audio encoder in our experiments. In Computer Vision, Visual Language Models [40, 2, 37] use an image encoder from CLIP [44] which is frozen throughout experiments. However, there is a magnitude order difference in data collection of image-text vs audio-text pairs. Therefore, for Pengi we train the audio encoder as well. Nonetheless, we report numbers on Pengi’s performance if the audio encoder is kept frozen. The results are shown in Table 13. Frozen Pengi underperforms Pengi across all downstream tasks.

Model	Audio Captioning \uparrow		Audio Q&A \uparrow	Sound Event Classification \uparrow			
	AudioCaps	Clotho	ClothoAQA	ESC50	FSD50K	US8K	DCASE17 Task 4
Frozen Pengi	0.4535	0.2577	0.6395	0.8950	0.4117	0.6319	0.3225
Pengi	0.4667	0.2709	0.6453	0.9195	0.4676	0.7185	0.338

Model	Acoustic Scene Classification \uparrow	Music \uparrow		Instrument Classification \uparrow		Music Note Analysis \uparrow		
	TUT2017	Music Speech	Music Genres	Beijing Opera	Instrument family	NS. Pitch	NS. Velocity	NS. Qualities
Frozen Pengi	0.3449	0.9219	0.2550	0.4814	0.2949	0.7131	0.3330	0.3830
Pengi	0.3525	0.9688	0.3525	0.6229	0.5007	0.8676	0.3728	0.3860

Model	Emotion Recognition \uparrow		Vocal Sound Classification \uparrow	Action Recog. \uparrow	Survei llance. \uparrow
	CRE MA-D	RAV DESS	Vocal Sound	ESC50 Actions	SESA
Frozen Pengi	0.1816	0.1312	0.5371	0.5196	0.5316
Pengi	0.1846	0.2032	0.6035	0.5277	0.5402

Table 13: The model ‘Frozen Pengi’ indicates Pengi with audio encoder frozen. The ‘-’ symbol indicates numbers were not available while ‘X’ indicates that the model cannot support the task. Higher is better for all numbers. The evaluation metric is mAP for FSD50k, AudioSet, and NSynth sonic; F1 score for DCASE17; and SPIDER for AudioCaps and Clotho captioning. All other downstream tasks use Accuracy.

F Different type of Pengi errors

There are three types of errors that lead to a drop in Pengi's performance. We categorize them into audio concept errors, hierarchy errors, and text-matching errors.

Audio concept errors. These types of errors are when the model gets the base audio concepts wrong. For example, while generating an audio caption, the model predicts it as "a sound of a dog barking in a neighboring field" instead of "a sound of door knocks with cars moving nearby". This indicates the model fails to detect the sound event of a door knock and confuses it with dog barking. These are Pengi model errors stemming from the audio encoder.

Heirarchy errors. The hierarchy error comes from a mismatch between Pengi's model prediction and the target domain classification. For example, in classifying sound events, Pengi predicts the sound as "domestic sounds", however for ESC50, the target classification requires a more fine-grained classification within domestic sounds like Vaccum cleaner, Toilet flush, brushing teeth, etc. If text matching is used for classification, then the model will not be able to categorize "domestic sounds" into any of the fine-grained classes. To solve this error and get a more fine-grained response, we can use improved text prompts or switch to the log-likelihood method.

Text-matching errors. The text-matching errors are the errors that result from the text embeddings or the text-matching method used. This means depending on the text embedding and similarity method used, the performance of Pengi on close-ended tasks will change.