

Improving Multimodal Joint Variational Autoencoders through Normalizing Flows and Correlation Analysis

Agathe Senellart^{* 1} Clément Chadebec¹ Stéphanie Allasonnière¹

Abstract

We propose a new multimodal variational autoencoder that enables to generate from the joint distribution and conditionally to any number of complex modalities. The unimodal posteriors are conditioned on the Deep Canonical Correlation Analysis embeddings which preserve the shared information across modalities leading to more coherent cross-modal generations. Furthermore, we use Normalizing Flows to enrich the unimodal posteriors and achieve more diverse data generation. Finally, we propose to use a Product of Experts for inferring one modality from several others which makes the model scalable to any number of modalities. We demonstrate that our method improves likelihood estimates, diversity of the generations and in particular coherence metrics in the conditional generations on several datasets.

1. Introduction

In many cases, information is conveyed through multiple heterogeneous modalities. For instance in the medical field, a patient status is described through the results of several analyses: sonograms, MRI, blood analysis, etc... Two important challenges in multimodal machine learning are the task of *learning relevant joint representations* and the task of *generating realistic data*, either from one modality to another or in all modalities jointly. Generated data can for instance be used for data augmentation (DA) to improve the training of deep learning models on small datasets (Tanner & Wong, 1987; Shorten & Khoshgoftaar, 2019; Chadebec et al., 2022a). For instance, augmenting jointly multiple modalities can be useful to improve the performance of deep segmentation networks (Li et al., 2020). In certain contexts, conditional generation has also proved more relevant than unconditional generation to augment a specific modality since it allows benefiting from potentially useful information contained in another modality (Wei et al., 2019). Data generation has also been used to anonymize a dataset (Shin et al., 2018) by replacing true individuals with synthetic ones with the same characteristics. Mathematically speaking we aim at *modelling and sampling from the joint and conditional distributions* for any number of modalities of complex data. Good modelling implies preserving the shared information across modalities (referred to as *coherence*) while keeping the diversity of each domain.

Deep Generative Models, especially Generative Adversarial Networks (GAN) (Goodfellow et al., 2014) and Variational AutoEncoders (VAEs) (Kingma & Welling, 2013) are powerful tools for learning distributions of complex data such as images. In recent years, many multimodal variants of those models were developed. On the one hand, Multimodal GANs such as BicycleGAN (Zhu et al., 2017) or Pix2Pix (Isola et al., 2017) perform well in the image translation setting where we aim at finding a mapping between different domains. However, there is no explicit statistical model of the underlying distributions leading to poor interpretability and their adversarial structure makes them hard to train (Saxena & Cao, 2021). Furthermore, those models cannot be used to generate all modalities jointly. On the other hand, VAE based models rely on latent variables and are trained to optimize the model's likelihood with Variational Inference. There exist several approaches proposing to extend the VAE framework to multimodal datasets (Suzuki & Matsuo, 2022). First, some works proposed to use coordinated unimodal VAEs and force the latent spaces for each modality to be similar (Wang et al., 2016; Yin et al., 2017). With such models, we can infer the latent variables from each modality individually but not from all of them simultaneously. However, it is desirable for the latent representation to be enriched by information coming from all modalities. To this end,

¹Université Paris Cité, INRIA, Inserm, Sorbonne Université, Centre de Recherche des Cordeliers . Correspondence to: Firstname1 Lastname1 <first1.last1@xxx.edu>, Firstname2 Lastname2 <first2.last2@www.uk>.

joint models using a single latent space to explicitly extract a latent representation common to all modalities have been proposed. Among those models, one popular approach is to aggregate the unimodal inference distributions relying on a Mixture of Experts (Shi et al., 2019) or Product of Experts (Wu & Goodman, 2018a; Shi et al., 2019; Sutter et al., 2021). However, such aggregation may restrict the diversity of the generations (Daunhawer et al., 2022). Furthermore, those models can suffer from modality collapse during training which requires careful gradient rescaling (Javaloy et al., 2022). Finally, another approach is to have a dedicated encoder for the joint inference distribution. For instance the JMVAE (Suzuki et al., 2016) or the TELBO (Vedantam et al., 2018) models do not suffer from lack of diversity and are less prone to modality collapse but have lower coherence than aggregated models (Shi et al., 2019) and are considered not easily scalable (Wu & Goodman, 2018a).

In this article, we propose and justify a new VAE-based model that can be used to model the **joint, marginal and conditional distributions** of any number of modalities. This model proves to be able to produce more diverse and relevant samples than existing methods on several benchmark datasets, especially for the conditional generation task. In particular, our contributions are as follows:

- We propose to use Normalizing Flows (Rezende & Mohamed, 2015) to model and improve the expressiveness of the unimodal posterior distributions used for cross-modal data generation.
- We introduce a variant of this model relying on Deep Canonical Correlation Analysis (Andrew et al., 2013) to extract the shared information between modalities and propose to use posterior distributions conditioned on the DCCA embeddings instead of the data itself.
- We discuss and empirically show that these models are scalable to any number of modalities by using a Product of Experts to model distributions conditioned on a subset of modalities.
- We extensively test our methods on several benchmark datasets and show that the proposed models outperform several *state-of-the-art* methods in terms of cross-modal data generation coherence and diversity as well as likelihood estimates.

2. Background

In this section, we recall mathematical tools relevant to this paper, starting with the Joint Multimodal Variational Autoencoder framework.

2.1. Joint Multimodal Variational Autoencoders

The Joint Multimodal Variational Autoencoder (JMVAE) (Suzuki et al., 2016) model is one of the first extension of the VAE to the multimodal setting. Let $\mathcal{X} = \{X^{(i)}\}_{i=1}^N$ be a set of N i.i.d observations where each observation comprises m modalities $X^{(i)} = (x_1^{(i)}, x_2^{(i)}, \dots, x_m^{(i)})$. We aim at modelling the joint distribution $p(X)$, and for any $i \in [1, m]$ and S , a subset of $[1, m] \setminus \{i\}$ the conditional distribution $p(x_i | (x_s)_{s \in S})$. For readability, in the following we only consider two modalities *i.e* $m = 2$. In the VAE setting, we consider that each observation $X = (x_1, x_2)$ is sampled from the following latent generative model :

$$\begin{aligned} p_\theta(x_1, x_2, z) &= p_\theta(x_1, x_2 | z) p(z) \\ &= p_\theta(x_1 | z) p_\theta(x_2 | z) p(z), \end{aligned} \tag{1}$$

where we assume the modalities to be independent when conditioned on z , $p(z)$ is a prior distribution over the latent variables and $p_\theta(x_i | z)$ with $i \in \{1, 2\}$ are the unimodal generative distributions often referred to as the *decoders*. $p(z)$ is usually chosen as a standard normal distribution $\mathcal{N}(0, I)$ and $p_\theta(x_1 | z), p_\theta(x_2 | z)$ are chosen depending on the input data (*e.g.* Bernoulli for binary data) and parameterized by deep neural networks. The first objective of the JMVAE model is to find a set of parameters $\theta \in \Theta$ that maximizes the likelihood of the observations $p_\theta(x_1, x_2)$. Since that objective is often intractable, one can rely on variational inference (Jordan et al., 1999) and introduce a parametric distribution $q_\phi(z | x_1, x_2)$ referred to as the *joint encoder* aiming at approximating the true posterior $p_\theta(z | x_1, x_2)$. That allows to derive a lower bound

(ELBO):

$$\begin{aligned} \ln p_\theta(x_1, x_2) &\geq \ln \mathbb{E}_{q_\phi(z|x_1, x_2)} \left[\frac{p_\theta(x_1, x_2|z)p(z)}{q_\phi(z|x_1, x_2)} \right] \\ &\geq \mathbb{E}_{q_\phi(z|x_1, x_2)} \left[\ln \frac{p_\theta(x_1, x_2|z)}{q_\phi(z|x_1, x_2)} \right] \\ &= \mathcal{L}(x_1, x_2). \end{aligned} \quad (2)$$

This bound can be optimized using the stochastic gradient descent algorithm. For cross-modal data generation, we also want to model the conditional distributions $p_\theta(x_i|x_j)$ where $i, j \in \{1, 2\}$ and $i \neq j$ so that we can generate one modality from the other. To do so, one can write :

$$\begin{aligned} p_\theta(x_i, z|x_j) &= p_\theta(x_i|z, x_j)p_\theta(z|x_j) \\ &= p_\theta(x_i|z)p_\theta(z|x_j). \end{aligned} \quad (3)$$

Since the true unimodal posterior $p_\theta(z|x_j)$ is unknown, an auxiliary distribution $q_{\phi_j}(z|x_j)$ (called the *unimodal encoders*) can be used to approximate it. Once the unimodal encoders are trained, we will be able to generate x_i from x_j by sampling first $z \sim q_{\phi_j}(z|x_j)$ and then $x_i \sim p_\theta(x_i|z)$. In the JMVAE model, auxiliary distributions are optimized using the following objective :

$$\mathcal{L}_{\text{JM}}(x_1, x_2) = \sum_{i \in \{1, 2\}} \text{KL}(q_\phi(z|x_1, x_2) || q_{\phi_i}(z|x_i)). \quad (4)$$

Finally, a combination of \mathcal{L}_{JM} and the ELBO is optimized:

$$\mathcal{L}_{\text{JMVAE}}(x_1, x_2) = \mathcal{L}(x_1, x_2) - \alpha \mathcal{L}_{\text{JM}}(x_1, x_2), \quad (5)$$

where α is a hyperparameter that regularizes the importance of the \mathcal{L}_{JM} term. (Suzuki et al., 2016) mentioned that α controls a trade-off between the quality of the reconstructions and the conditional generations. A high value of α imposes a strong regularization on q_ϕ and undermines the reconstruction term of the ELBO while a low value of α causes the unimodal encoders to be undertrained. In practice, the unimodal encoders are chosen as multivariate Gaussian distributions which may be too restrictive to model the true posteriors of complex data. In this paper, we propose to increase the expressiveness power of those distributions by using Normalizing Flows. Moreover, as shown in Eq. (3), in this model, estimating the conditional distributions relies on learning the posterior distributions conditioned directly on the data x_i . However, inferring one modality from another may not require the entire data but only the relevant information shared by the modalities. Hence, we propose to extract that information using Deep Canonical Correlation Analysis (DCCA) and to consider posterior distributions conditioned on the DCCA embeddings.

2.2. Normalizing Flows

Normalizing Flows are a powerful modelling tool that allows to model complex, differentiable distributions. They have been introduced by (Rezende & Mohamed, 2015) to improve variational inference in the classical VAE scheme. A flow is an invertible smooth transformation f that can be applied to an initial distribution to create a new one, such that if Z is a random vector with density $q(z)$, then $Z' = f(Z)$ has a density given by:

$$q'(z') = q(z) \left| \det \frac{\partial f^{-1}}{\partial z'} \right| = q(z) \left| \det \frac{\partial f}{\partial z} \right|^{-1}. \quad (6)$$

Combining K transformations $z_K = f_K \circ f_{K-1} \circ \dots \circ f_1(z_0)$ allows to gain in complexity of the final distribution.

2.3. Deep Canonical Correlation Analysis

Deep Canonical Correlation Analysis (Andrew et al., 2013) (DCCA) aims at finding correlated neural representations for two complex modalities such as images. It is based upon the classical Canonical Correlation Analysis (CCA) which we briefly recall here. Let $(X_1, X_2) \in \mathbb{R}^{n_1} \times \mathbb{R}^{n_2}$ two random vectors, Σ_1, Σ_2 their covariances matrices and $\Sigma_{1,2} = \text{Cov}(X_1, X_2)$. CCA's objective is to find projections $a^T X_1, b^T X_2$ that are maximally correlated :

$$(a^*, b^*) = \arg \max_{a^T \Sigma_1 a = b^T \Sigma_2 b = 1} a^T \Sigma_{1,2} b.$$

Once these optimal projections are found, we can set $(a_1, b_1) = (a^*, b^*)$ and search for subsequent projections $(a_i, b_i)_{2 \leq i \leq k}$ with the additional constraint that they must be uncorrelated with the previous ones. We can rewrite the problem of finding the first k optimal pairs of projection as finding matrices $A \in \mathbb{R}^{(n_1, k)}$, $B \in \mathbb{R}^{(n_2, k)}$ that solve:

$$(A^*, B^*) = \arg \max_{A^T \Sigma_1 A = B^T \Sigma_2 B = I} \text{Tr}(A^T \Sigma_{1,2} B) \quad (7)$$

If we further have $k = n_1 = n_2$ then the optimal value is $F(X_1, X_2) = \text{Tr}(T^T T)^{\frac{1}{2}}$ with $T := \Sigma_1^{\frac{1}{2}} \Sigma_{1,2} \Sigma_2^{\frac{1}{2}}$. This value is the total CCA correlation of the random vectors X_1, X_2 . It can also be seen as the sum of the singular values of T , each singular value representing the correlation of the embeddings along a direction. Note that F only depends on the covariance matrices $(\Sigma_1, \Sigma_2, \Sigma_{1,2})$. With the DCCA we consider two neural networks g_1, g_2 so as to optimize the total CCA correlation $F(g_1(X_1), g_2(X_2))$. The gradient of this objective with respect to the parameters of g_1, g_2 can be computed so that gradient descent can be used.

When considering more than two modalities, a proposed extension to the CCA is to optimize the sum of the pairwise CCA objectives (Kanatsoylis et al., 2018). We can adapt this idea to the DCCA framework and train DCCA encoders for m modalities by maximizing $\sum_{i < j \in [1, m]} F(g_i(X_i), g_j(X_j))$.

3. Proposed Model

In this section, we introduce a new generative model for multimodal data inspired by the JMVAE framework but we propose to enhance the unimodal conditional distributions using normalizing flows. We also propose a variant in which these distributions are only conditioned using the learned DCCA embeddings of the modalities. Finally, in the case where we want to perform generation conditioned on more than one modality, we propose to use a Product of Experts of the unimodal posteriors.

3.1. Learning the Joint Distribution

Let $\mathcal{X} = \{X^{(i)}\}_{i=1}^N$ be a set of observations composed of m modalities $X^{(i)} = (x_1^{(i)}, \dots, x_m^{(i)})$. Keeping the same notations as before, we denote the joint encoder as $q_\phi(z|X)$ and decoder of modality i as $p_\theta(x_i|z)$. The proposed model relies on a two steps training. First we optimize the ELBO according to Eq. (2) to learn the joint posterior distribution and the decoder distributions. In a second step, we learn the unimodal posterior distributions $(q_{\phi_i}(z|x_i))_{i \in [1, m]}$ by optimizing Eq. (4) while keeping the joint encoder and decoder models (*i.e* θ, ϕ) fixed. Contrary to the JMVAE method, we decided to rely on a two-step training since it allows to mitigate the trade-off induced by the parameter α , the value of which can strongly influence the model's performances (Suzuki et al., 2016). Furthermore, we empirically observed that a two-steps training did not hinder the performance of the JMVAE model and often improved it. This is discussed in Appendix E. We assume that we have learned the joint encoder as well as the decoders and now detail how we propose to learn the unimodal posterior distributions needed to perform cross-modality data generation.

3.2. Integrating Normalizing Flows

In order to properly estimate the true unimodal posterior distributions $(p_\theta(z|x_i))_{i \in [1, m]}$, the unimodal posteriors $(q_{\phi_i}(z|x_i))_{i \in [1, m]}$ need a lot of flexibility. However, those distributions are often chosen as multivariate Gaussian which may be a too restrictive class of distributions and may cause incoherence in the conditional distributions. This phenomenon is illustrated later on a toy dataset in Sec. 5.1. In our model, we propose to address this limitation by enriching these distributions using Normalizing Flows. More explicitly the expression of the unimodal distribution writes:

$$\ln q_{\phi_i}(z_K|x_i) = \ln q_{\phi_i}^{(0)}(z_0|x_i) - \sum_{k=1}^K \ln \left| \det \frac{\partial f_k^{(i)}}{\partial z_{k-1}} \right|, \quad (8)$$

where $q_{\phi_i}^{(0)}(z_0|x_i)$ is a simple parametrized distribution, the parameters of which are given by neural networks and $(f_k^{(i)})$ are Normalizing Flows. In practice, we use multivariate Normal distributions with diagonal covariance for $(q_{\phi_i}^{(0)})_{i \in [1, m]}$. We use Eq. (4) to train the unimodal encoders. Since $q_\phi(z|X)$ is fixed at this point of the training this objective can be rewritten as :

$$\mathcal{L}_{\text{JM}}(X) = - \sum_{i=1}^m \mathbb{E}_{q_\phi(z|X)} (\ln q_{\phi_i}(z|x_i)). \quad (9)$$

For $i \in [1, m]$, the expectation inside the sum can be estimated using samples from the joint encoder $q_\phi(z|X)$ and evaluating the density $\ln q_{\phi_i}(z|x_i)$ for those samples. Since we only need to perform density evaluation for $q_{\phi_i}(z|x_i)$ during the training, we choose to use Masked Autoregressive Flows (MAF) (Papamakarios et al., 2017) that allow to compute it efficiently. Eq. (9) shows that during the training, the unimodal encoders are *informed* by the joint encoder: for each sample $X = (x_1, \dots, x_m)$, a latent variable z is sampled from $q_\phi(z|X)$ and then for each $i \in [1, m]$, the probability $q_{\phi_i}(z|x_i)$ is maximized. Interestingly enough, by integrating Eq. (9) on the entire training set, we can show that $q_{\phi_i}(z|x_i)$ is encouraged to be close to an average distribution $q_{\text{avg}}(z|x_i) = \mathbb{E}_{\hat{p}((x_j)_{j \neq i}|x_i)}(q_\phi(z|X))$ where \hat{p} is the observed empirical distribution of the data. This provides an intuition of the interest of L_{JM} to fit the unimodal encoders. This interpretation is detailed in Appendix. A.

3.3. Conditioning on the DCCA Embeddings

A second observation is that to generate a modality from another one we only need the information shared by both and not the entire data. For instance, let us assume that we have two modalities of data representing a digit in different ways (e.g. MNIST (Lecun et al., 1998)-SVHN (Netzer et al., 2011)), we would only need the label of the digit to be able to generate from one domain to the other. In most cases, the information shared by the modalities is unknown but there are methods that aim to extract it (Hardoon et al., 2004; Tian et al., 2020). Assume that for $i \neq j \in [1, m]$ we have a function g_j such that $p_\theta(x_i, z|x_j) = p_\theta(x_i, z|(g_j(x_j)))$. Morally speaking, g_j extracts the shared information between modalities while tuning out the modality specific information. Then, Eq. (3) rewrites:

$$\begin{aligned} p_\theta(x_i, z|x_j) &= p_\theta(z|g_j(x_j))p_\theta(x_i|z, g_j(x_j)) \\ &= p_\theta(z|g_j(x_j))p_\theta(x_i|z) \end{aligned} \quad (10)$$

Therefore, by making use of such functions $(g_j)_{j \in [1, m]}$, we can estimate the posteriors $p_\theta(z|g_j(x_j))$ that are eventually easier to model provided that we choose relevant functions. Building on that intuition, in this paper we choose to use DCCA representations as such functions as it is a versatile method that can be applied to various datasets. In the following, we refer to the model using only flows as JNF and to the model using both flows and DCCA embeddings as JNF-DCCA. Noteworthy is the fact that using the DCCA does not increase significantly the number of parameters since it reduces the dimension of the data reducing the number of parameters of the unimodal encoders $q_{\phi_j}(z|g_j(x_j))$. Graphical models are provided in Figure 1 for both methods. In JNF-DCCA, two representations of the data are actually extracted: the joint encoder provides latent variables z containing all the information for both modalities while the DCCA only accounts for the correlated variables across modalities.

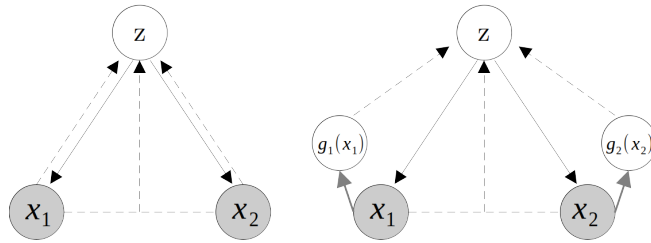


Figure 1. Left: Graphical model for the JMVAE and JNF. Right: Graphical model for the JNF-DCCA. The dashed lines represent encoders while the plain ones represent decoders. The grey bold arrows represent the pre-trained deterministic DCCA encoders.

Algorithm 1 Training of JNF, JNF-DCCA

- 1: **Input:** Multimodal dataset with m modalities (x_1, x_2, \dots, x_m)
 - 2: Train the joint encoder $q_\phi(z|X)$ and decoders by maximizing the joint ELBO (Eq. (2)).
 - 3: If using DCCA : train the DCCA encoders $(g_i)_{i \in [1, m]}$
 - 4: Freeze ϕ, θ and train the unimodal encoders by minimizing $\mathcal{L}_{JM}(X)$ Eq. (9).
-

3.4. Extending the Methodology to More Modalities

It has been argued (Wu & Goodman, 2018a; Shi et al., 2019) that the JMVAE is not a scalable model when more than two modalities are considered since for each subset S of the m modalities, approximating the posterior $p_\theta(z|(x_i)_{i \in S})$ would require introducing another encoder model. In this paper, we argue that we can actually use a Product of Experts (PoE) of well fitted unimodal posteriors to approximate it. Indeed, (Wu & Goodman, 2018a) show that:

$$p_\theta(z|(x_i)_{i \in S}) \propto \frac{\prod_{i \in S} p_\theta(z|x_i)}{p(z)^{|S|-1}}. \quad (11)$$

Assuming that the unimodal posteriors are such that $q_{\phi_i}(z|x_i) \approx p_\theta(z|x_i)$ we can use an approximation of $p_\theta(z|(x_i)_{i \in S})$ as follows:

$$q(z|(x_i)_{i \in S}) \propto \frac{\prod_{i \in S} q_{\phi_i}(z|x_i)}{p(z)^{|S|-1}}. \quad (12)$$

Using the DCCA, we can apply the same reasoning to model

$$q(z|(g_i(x_i))_{i \in S}) \propto \frac{\prod_{i \in S} q_{\phi_i}(z|g_i(x_i))}{p(z)^{|S|-1}}. \quad (13)$$

In our method, we choose to model the unimodal posteriors $q_\phi(z|x_i)$ or $q_\phi(z|g_i(x_i))$ with Normalizing Flows. Therefore, the PoE in Eq. (12) does not have a closed form but we can easily sample from it using Hamiltonian Monte-Carlo Sampling (Neal, 2005). A reminder of the HMC method and details on how it is used within our method is given in the Appendix. C. Note that this sampling is only needed at inference time and not during training. Therefore it does not impact the training time or complexity of the model.

4. Related Works

Several models were built on the same architecture as the JMVAE. The TELBO (Vedantam et al., 2018) model also uses a joint encoder and unimodal encoders for each modality but those are fit using the Triple ELBO Loss. First the joint ELBO term is optimized then the decoders are fixed while the two unimodal ELBOs are optimized. The M^2VAE (Korthals et al., 2019) takes from both the JMVAE and the TELBO and combines their losses. These models encounter the same limitations as the JMVAE. First the unimodal posteriors are modelled as normal distributions which restrict the expressiveness of the cross-modal inference. The second limitation is their scalability, as no other solution were considered but to introduce a new network to model each subset posterior $p_\theta(z|(x_i)_{i \in S})$ for $S \in \mathcal{P}([1, m])$. In our method, we show that it is not necessary.

To solve this scalability issue, aggregated models (Suzuki & Matsuo, 2022) were suggested and model the joint posterior as a function of the unimodal posteriors. The first model to use that approach is the MVAE (Wu & Goodman, 2018a) model that builds upon Eq.(11) to suggest modelling the joint encoding distribution as a Product of Experts of the unimodal encoders and optimizing the ELBO (Eq. (2)). In a similar fashion, the MMVAE model (Shi et al., 2019) uses a Mixture of Experts of the unimodal encoders and optimizes the Importance Weighted bound (Burda et al., 2015) instead of an ELBO. Finally the MoE-PoE (Sutter et al., 2021) combines the two approaches with a Mixture of Product of Experts. Aggregated models use fewer parameters but the resulting conditional distributions have been shown to be less diverse than the real ones due to the constraints imposed on the unimodal encoders (Daunhawer et al., 2022). These models are also more sensitive to modality collapse as they integrate more *impartiality blocks* causing conflictual gradients (Javaloy et al., 2022).

To palliate to these observations, recent models have used multiple latent spaces (Hsu & Glass, 2018; Sutter et al., 2020; Daunhawer et al., 2021) to separate the shared and modality-specific information. However, those models are sensible to the *shortcut* issue meaning that shared information leaks into the modality specific latent space leading to a poorer coherence (Palumbo et al., 2022).

On the contrary, our approach only uses one latent space and few hyperparameters. As the lack of diversity comes from the aggregation, we use a dedicated encoder for the joint posterior. We train the unimodal encoders using flows and DCCA embeddings to improve coherence and diversity. For the conditional subsets posteriors, however, we follow the MVAE insight and use the PoE of the unimodal posteriors. This aggregation is only performed during inference and not during training to avoid modality collapse and lack of diversity in the unimodal posteriors.

5. Experiments

In this section, we present the main results obtained on three datasets. Ablations studies are available in Appendices B and F.

5.1. A Toy Dataset

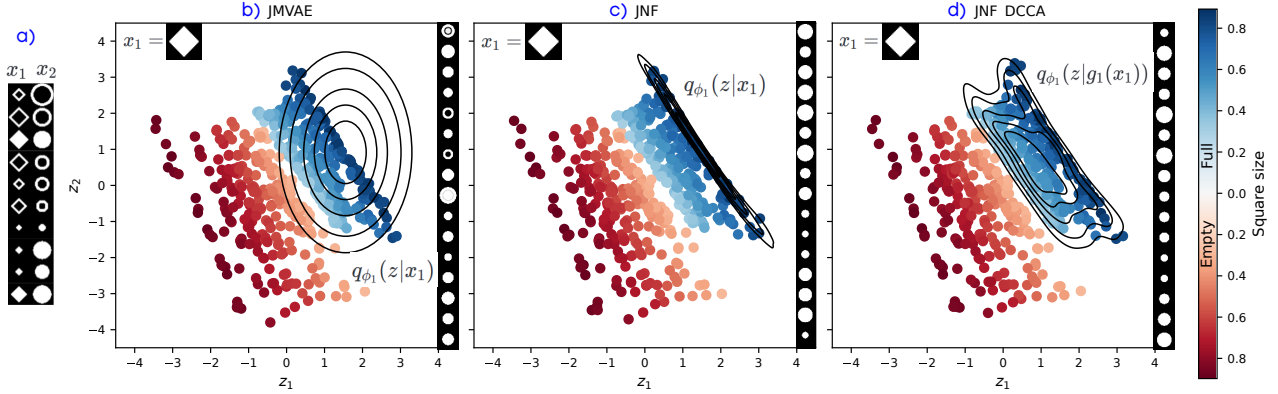


Figure 2. a) Samples from the toy dataset. b),c),d): For JMVAE, JNF and JNF-DCCA, we plot the joint embeddings of 100 training samples and the density of a single unimodal posterior. Each point correspond to a pair of images. The color (blue/red) of the point indicates if the images were empty or full, its intensity correspond to the size of the square in the pair. Altogether, we can see the distribution of the squares in the latent space given their classes (empty/full) and sizes. In particular, the deep blue points indicates the domain of the latent space that pertains to the square x_1 shown in the top-left corner. For each model, we plot an example of $q_{\phi_1}(z|x_1)$. The JMVAE posterior encompasses the domain of the latent space that decodes into x_1 but also covers a large space that does not decode into x_1 . That is because the Gaussian form is too restrictive. On the contrary, the JNF posterior covers only the right domain. On the right, we visualize the JNF-DCCA posterior $q_{\phi_1}(z|g_1(x_1))$. The DCCA of x_1 extracts the shared information between modalities *i.e* the class. The resulting posterior covers the domain in the latent space that corresponds to the class of x_1 *i.e* the blue points (full). On the right side of each plot, we show circles generated by sampling $z \sim q_{\phi_1}(z|x_1)$ (or $z \sim q_{\phi_1}(z|g_1(x_1))$) and decoding with $p_{\theta}(x_2|z)$.

First, we illustrate our contributions on a toy bimodal dataset of 32x32 images. The first modality is composed of images of squares while the second modality contains circles. The two modalities share the information of the shape being full or empty, but the sizes of each shape are independent. Figure 2.a) presents a few samples from this dataset. We train the JMVAE on this dataset as well as our two proposed models, the JNF and JNF-DCCA. The simplicity of the dataset allows to use a 2-dimensional latent space. We use the same networks and two-steps training for all models. The first step is shared across the models, so to ease comparison, we train the joint encoder and the decoders once and use the same networks and joint latent space in all three models. The differences between the models lies in the modelling of the unimodal encoders. Figure 2 presents a visualization of the latent space and an example of a learned unimodal posterior for each model. With this simple 2D example, we can see the latent domain that corresponds to a given image x_1 which aims to be appropriately covered by the unimodal encoders $q_{\phi_1}(z|x_1)$. In Figure 2, this domain (given by the dark blue points) cannot be approximated with a Gaussian, therefore the JMVAE fails to approximate well the true posterior. As a result, the conditional generation produces *incoherent* results *i.e* empty circles generated from full squares. The JNF posterior, enriched by normalizing flows, is more flexible and provides a better approximation. We also illustrate the effect of using the DCCA. On the right of Figure 2, we see that $q_{\phi_1}(z|g_1(x_1))$ conditioned on the DCCA embeddings, covers all the domain that decodes into full pairs. When inferring an image x_2 from x_1 , all we need to know is whether x_1 is full or empty since the sizes of the shapes are independent. Therefore $q_{\phi_1}(z|g_1(x_1))$ can be used to infer x_2 from x_1 . In this simple example, both posteriors $q_{\phi_1}(z|x_1)$ and $q_{\phi_1}(z|g_1(x_1))$ are easy to approximate with Normalizing Flows. However, in certain cases $q_{\phi_1}(z|g_1(x_1))$ may have a simpler shape than $q_{\phi_1}(z|x_1)$ and so be easier to approximate. For instance, in the MNIST-SVHN dataset presented below, JNF-DCCA outperforms significantly other models.

5.2. Benchmark Datasets

We then test our methods on several benchmark datasets used in previous studies (Suzuki et al., 2016; Wu & Goodman, 2018a; Shi et al., 2019). First, we use the MNIST-SVHN dataset: each image is paired with 5 different images with the

same label in the other modality. We also use CelebA-64 (Liu et al., 2015) in which we consider the images to be the first modality and the binary vector of 40 attributes as a second modality. Finally, we create a trimodal dataset by pairing MNIST, SVHN and FashionMNIST (Xiao et al., 2017) to test the scalability of our method. We do 5 different random matching between images sharing the same label.

5.3. Experiments Settings

We compare our results to the JMVAE, MVAE and MMVAE. For fair comparison, the same architectures are used for the unimodal encoders $(q_{\phi_i}(z|x_i))_{1 \leq i \leq m}$ in all models but the JNF-DCCA in which the same encoders are used for the DCCA $(g_i)_{1 \leq i \leq m}$ and the $q_{\phi_i}(z|g_i(x_i))$ are simple MLPs. All the models architectures and training specifics are summarized in Appendix D for reproducibility. Note that in the original MMVAE formulation, the IWAE (Burda et al., 2015) bound is optimized which is known to produce better likelihoods than the ELBO. To be fair in our comparison, we show the results of the MMVAE using the IWAE bound ($k > 1$) and the ELBO bound ($k = 1$).

5.4. Evaluation Metrics

We use several different metrics : first the mean joint log-likelihoods $\ln p_{\theta}(X)$ of each model are computed using 1000 importance samples from the approximate joint posterior. We also want to evaluate the conditional likelihoods. We generate from modality i to j by sampling $z \sim q_{\phi_i}(z|x_i)$ (or $q_{\phi_i}(z|g_i(x_i))$) and decoding this z with $p_{\theta}(x_j|z)$. This defines a conditional generative model with resulting likelihood $p_{\theta, \phi_j}(x_i|x_j) := \int_z p_{\theta}(x_i|z)q_{\phi_j}(z|x_j)dz$. We compute Monte-Carlo estimates using 1000 samples. This expression of the conditional likelihood is different than the one that was used in previous articles (Suzuki et al., 2016; Wu & Goodman, 2018a; Shi et al., 2019) that approximated $p_{\theta}(x_i|x_j)$. The latter seems less relevant as it does not reflect the quality of the cross-modal generation that is performed by sampling from $p_{\theta, \phi_j}(x_i|x_j)$.

We also evaluate the *coherence* of cross-modal generations using pre-trained classifiers. For each image of each modality in the test dataset, we sample from the conditional distributions in the other modalities and check that the predicted label of the generation matches the original label of the image. Finally, we evaluate the diversity by computing the Frechet Inception Distance (FID) (Heusel et al., 2017) on the conditional generations.

5.5. Results on MNIST-SVHN

The coherence and diversity results are presented in Table 1. Our models have excellent coherence values while having the lowest FID. The MMVAE-(k=30) has a better precision when sampling SVHN images from MNIST images but this comes at the cost of an important loss in the diversity of the generation that is reflected in the FIDs value. Generating MNIST from SVHN is a harder task than the opposite since SVHN images are noisier and have a wider diversity (colors and backgrounds). For most methods but the JNF-DCCA and MMVAE, we observe that the latent code inferred by $q_{\phi_2}(z|x_2)$ is more influenced by the background than the digit information (see Figure. 3). With our JNF-DCCA method, the background information is tuned out by the DCCA, therefore the latent code inferred by $q_{\phi_2}(z|g_2(x_2))$ is based on the digit information only. As such, the conditional generation from SVHN to MNIST is much more coherent than all previous methods as reflected in Table 1. Hence our models reach the lowest FID and the highest P_1 value while having a good P_2 coherence. Table 2 shows that our models also reach *state-of-the-art* likelihoods for the conditional distributions and second best joint likelihood.

5.6. Results on CelebA

Table 1 shows that our models (JNF, JNF-DCCA) have good coherence values while having the lowest FID values. The MMVAE obtain slightly better coherences but at the cost of an important lack of diversity in the generated images (see Figure.4 and FIDs values). On this dataset, we do not observe a difference when using the DCCA since the shared information between the modalities is exactly the second modality (the attributes). Nevertheless, we see that using it does not diminish the performance of the method: the accuracy is slightly reduced when predicting the attributes from the images but slightly heightened the other way around. Table 2 shows that our methods outperform other models except the MMVAE on one conditional distribution. Qualitative samples are also presented in Figure.4.

Table 1. Coherence and FID values on the test set averaged on 5 independent runs. For $i = 1, 2$, P_i (resp F_i) is the coherence (resp the FID) when generating modality i from the other. The standard deviations are all ≤ 0.003 for the precision values and ≤ 0.5 for the FID values. The FID are computed on the test dataset : ≈ 50000 in MNIST-SVHN and ≈ 20000 for CelebA.

	MODEL	P_1	P_2	F_1	F_2
MNIST-SVHN	MMVAE - $k = 30$	0.606	0.871	42.7	104.9
	MMVAE - $k = 1$	0.398	0.140	399.6	106.1
	MVAE	0.158	0.692	28.3	115.6
	JMVAE	0.468	0.795	13.0	72.0
	JNF (OURS)	0.579	0.834	10.6	65.5
	JNF-DCCA (OURS)	0.792	0.811	10.3	67.4
CELEBA	MMVAE - $k = 15$	0.845	0.874	121.5	/
	MMVAE - $k = 1$	0.851	0.893	153.3	/
	MVAE	0.823	0.799	78.9	/
	JMVAE	0.825	0.867	64.6	/
	JNF (OURS)	0.841	0.864	62.7	/
	JNF-DCCA (OURS)	0.844	0.857	62.5	/

Table 2. Conditional and joint log-likelihoods averaged over the test dataset containing 50000 samples for MNIST-SVHN and 20000 for CelebA. For fair comparison, we do not compare our models to the MMVAE using IWAE, known to give higher likelihoods than the ELBO, and only provide the results as an indication.

	MODEL	$\ln p(x_2 x_1)$	$\ln p(x_1 x_2)$	$\ln p(x_1, x_2)$
MNIST-SVHN	MMVAE - $k = 30$	-2848	-738	-3594
	MMVAE - $k = 1$	-2898	-742	-3599
	MVAE	-2847	-741	-3586
	JMVAE	-2847	-741	-3590
	JNF (OURS)	-2846	-741	-3590
	JNF-DCCA (OURS)	-2846	-739	-3590
CELEBA	MMVAE - $k = 15$	-11477	-9.0	-11476
	MMVAE - $k = 1$	-11607	-9.4	-11489
	MVAE	-11503	-21.8	-11418
	JMVAE	-11490	-10.1	-11414
	JNF (OURS)	-11482	-10.1	-11414
	JNF-DCCA (OURS)	-11481	-10.1	-11414

5.7. Results on a Trimodal Dataset

Finally, we demonstrate the scalability of our method on a trimodal dataset. With this trimodal dataset, we want to evaluate the joint distribution and the generations of modality i conditioned on a subset S of $[1, 3]$, $p_\theta(x_i|x_{j \in S})$. For $|S| > 1$, the MVAE and MMVAE models include ways to sample from those by modelling them as the aggregation of the unimodal inference distributions (with either a Product of Experts or a Mixture of Experts). The JMVAE does not include a way to handle that case but we propose to use a PoE of the unimodal encoders as in Eq. (11). For the JMVAE, JNF and JNF-DCCA models we propose sampling from the PoE using Hamiltonian Monte Carlo Sampling. Table.3 shows that our methods reach the best coherences, and likelihoods for almost all the distributions. They obtain especially good coherences when conditioning on a subset even though we do not specifically train for this scenario. Using the DCCA results in a significant gain in accuracy. The MMVAE model also reach good coherences but Appendix. J shows that the images generated by our model are much more diverse.

6. Conclusion and Perspectives

In this paper, we have introduced two new multimodal variational autoencoders that integrate Normalizing Flows and conditioning on DCCA embeddings. We demonstrate on a toy dataset how the Normalizing Flows allow to better fit the unimodal posteriors and therefore improve the coherence of the conditional generations. The relevance of using flows and DCCA embeddings is demonstrated on three benchmark datasets. In particular, we observe a significant gain in coherence in the conditional distributions for the MNIST-SVHN and the MNIST-SVHN-FashionMNIST datasets. The latter shows that using a Product of Experts of the unimodal posteriors at inference time is extremely relevant for sampling from the subset posteriors. The general DCCA embedding used in this paper might be replaced by another method more specific to the type of data that is used to improve the results. This could be investigated in future work.

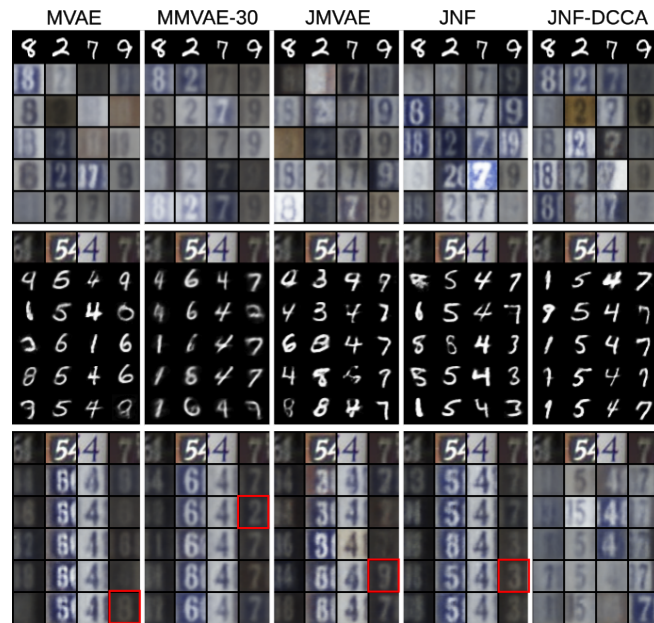


Figure 3. Samples from the conditional distributions. The first row in each image gives the samples we condition on, and the following rows are generated samples. We select in red some examples where the background is well reconstructed but not the digit. That is avoided with the DCCA.



Figure 4. Some generated samples conditioned on a vector of attributes containing "Black Hair, Eyeglasses, Goatee, Male, Mouth-Slightly-Open, Mustache, Young". The complete set of attributes for this generated samples are in Appendix.I.

Table 3. Coherences and likelihoods for the MNIST-SVHN-FashionMNIST dataset. The coherences are averaged on 5 independent runs with a standard deviation ≤ 0.003 for all results. The likelihoods are averaged on the test set containing ≈ 50000 samples.

	MODEL	S M	F M	S,F M	M S	F S	M,F S	M F	S F	M,S F
COHERENCES	MMVAE - $k = 30$	0.722	0.832	0.777	0.754	0.677	0.715	0.810	0.635	0.723
	MMMVAE - $k = 1$	0.563	0.718	0.640	0.793	0.705	0.749	0.814	0.618	0.716
	MVAE	0.170	0.170	0.168	0.532	0.349	0.427	0.171	0.148	0.157
	JMVAE	0.530	0.703	0.804	0.757	0.654	0.845	0.724	0.492	0.785
	JNF	0.560	0.732	0.840	0.797	0.688	0.879	0.758	0.494	0.819
	JNF-DCCA	0.765	0.801	0.876	0.820	0.749	0.880	0.811	0.698	0.842
	MODEL	$P(M S)$	$P(M, F)$	$P(S M)$	$P(S F)$	$P(F M)$	$P(F S)$	$P(M, S, F)$		
LIKELIHOODS	MMVAE - $k = 30$	-738.7	-738.0	-2853.7	-2852.3	-733.8	-734.7	-4338		
	MMVAE - $k = 1$	-742.5	-742.1	-2898.3	-2897.0	-740.7	-742.4	-4349		
	MVAE	-742.5	-741.6	-2847.6	-2847.7	-736.5	-737.0	-4325		
	JMVAE	-738.3	-738.0	-2847.1	-2847.4	-734.2	-734.7	-4318		
	JNF	-737.8	-737.2	-2846.9	-2847.1	-733.5	-734.2	-4318		
	JNF-DCCA	-737.8	-737.1	-2846.9	-2847.0	-733.5	-735.0	-4318		

References

- Andrew, G., Arora, R., Bilmes, J., and Livescu, K. Deep canonical correlation analysis. In *International conference on machine learning*, pp. 1247–1255. PMLR, 2013.
- Biewald, L. Experiment tracking with weights and biases, 2020. URL <https://www.wandb.com/>. Software available from wandb.com.
- Burda, Y., Grosse, R., and Salakhutdinov, R. Importance weighted autoencoders. *arXiv preprint arXiv:1509.00519*, 2015.
- Chadebec, C., Thibeau-Sutre, E., Burgos, N., and Allassonnière, S. Data Augmentation in High Dimensional Low Sample Size Setting Using a Geometry-Based Variational Autoencoder. *IEEE Transactions on Pattern Analysis and Machine Intelligence*, pp. 1–18, 2022a. ISSN 1939-3539. doi: 10.1109/TPAMI.2022.3185773. Conference Name: IEEE Transactions on Pattern Analysis and Machine Intelligence.
- Chadebec, C., Vincent, L. J., and Allassonniere, S. Pythae: Unifying generative autoencoders in python-a benchmarking use case. In *Thirty-sixth Conference on Neural Information Processing Systems Datasets and Benchmarks Track*, 2022b.
- Daunhawer, I., Sutter, T. M., Marcinkevičs, R., and Vogt, J. E. Self-supervised disentanglement of modality-specific and shared factors improves multimodal generative models. In *Pattern Recognition: 42nd DAGM German Conference, DAGM GCPR 2020, Tübingen, Germany, September 28–October 1, 2020, Proceedings 42*, pp. 459–473. Springer, 2021.
- Daunhawer, I., Sutter, T. M., Chin-Cheong, K., Palumbo, E., and Vogt, J. E. On the limitations of multimodal vaes. In *International Conference on Learning Representations*, 2022.
- Duane, S., Kennedy, A. D., Pendleton, B. J., and Roweth, D. Hybrid monte carlo. *Physics Letters B*, 195(2):216–222, 1987.
- Girolami, M. and Calderhead, B. Riemann manifold langevin and hamiltonian monte carlo methods. *Journal of the Royal Statistical Society: Series B (Statistical Methodology)*, 73(2):123–214, 2011.
- Goodfellow, I., Pouget-Abadie, J., Mirza, M., Xu, B., Warde-Farley, D., Ozair, S., Courville, A., and Bengio, Y. Generative Adversarial Nets. In *Advances in Neural Information Processing Systems*, volume 27. Curran Associates, Inc., 2014.
- Hardoon, D. R., Szedmak, S., and Shawe-Taylor, J. Canonical correlation analysis: an overview with application to learning methods. *Neural Computation*, 16(12):2639–2664, December 2004. ISSN 0899-7667. doi: 10.1162/0899766042321814.
- He, K., Zhang, X., Ren, S., and Sun, J. Deep residual learning for image recognition. In *Proceedings of the IEEE conference on computer vision and pattern recognition*, pp. 770–778, 2016.
- Heusel, M., Ramsauer, H., Unterthiner, T., Nessler, B., and Hochreiter, S. Gans trained by a two time-scale update rule converge to a local nash equilibrium. In *Advances in Neural Information Processing Systems*, 2017.
- Hsu, W.-N. and Glass, J. Disentangling by partitioning: A representation learning framework for multimodal sensory data. *arXiv preprint arXiv:1805.11264*, 2018.
- Isola, P., Zhu, J.-Y., Zhou, T., and Efros, A. A. Image-to-image translation with conditional adversarial networks. In *Proceedings of the IEEE conference on computer vision and pattern recognition*, pp. 1125–1134, 2017.
- Javaloy, A., Meghdadi, M., and Valera, I. Mitigating modality collapse in multimodal vaes via impartial optimization. In *International Conference on Machine Learning*, pp. 9938–9964. PMLR, 2022.
- Jordan, M. I., Ghahramani, Z., Jaakkola, T. S., and Saul, L. K. An introduction to variational methods for graphical models. *Machine learning*, 37:183–233, 1999.
- Kanatsoylis, C. I., Fu, X., Sidiropoulos, N. D., and Hong, M. Structured sumcor multiview canonical correlation analysis for large-scale data. *IEEE Transactions on Signal Processing*, 67(2):306–319, 2018.
- Kingma, D. P. and Welling, M. Auto-encoding variational bayes. *arXiv preprint arXiv:1312.6114*, 2013.
- Korthals, T., Rudolph, D., Leitner, J., Hesse, M., and Rückert, U. Multi-modal generative models for learning epistemic active sensing. In *2019 International Conference on Robotics and Automation (ICRA)*, pp. 3319–3325. IEEE, 2019.

- Lecun, Y., Bottou, L., Bengio, Y., and Haffner, P. Gradient-based learning applied to document recognition. *Proceedings of the IEEE*, 86(11):2278–2324, November 1998. ISSN 1558-2256. doi: 10.1109/5.726791. Conference Name: Proceedings of the IEEE.
- Li, Q., Yu, Z., Wang, Y., and Zheng, H. Tumorgan: A multi-modal data augmentation framework for brain tumor segmentation. *Sensors*, 20(15):4203, 2020.
- Liu, J. S. *Monte Carlo strategies in scientific computing*. Springer Science & Business Media, 2008.
- Liu, Z., Luo, P., Wang, X., and Tang, X. Deep learning face attributes in the wild. In *Proceedings of the IEEE international conference on computer vision*, pp. 3730–3738, 2015.
- Neal, R. M. Hamiltonian importance sampling. In *talk presented at the Banff International Research Station (BIRS) workshop on Mathematical Issues in Molecular Dynamics*, 2005.
- Neal, R. M. and others. MCMC using hamiltonian dynamics. *Handbook of Markov Chain Monte Carlo*, 2(11):2, 2011.
- Netzer, Y., Wang, T., Coates, A., Bissacco, A., Wu, B., and Ng, A. Reading Digits in Natural Images with Unsupervised Feature Learning. *NIPS*, January 2011.
- Palumbo, E., Daunhawer, I., and Vogt, J. E. Mmvae+: Enhancing the generative quality of multimodal vaes without compromises. In *ICLR Workshop on Deep Generative Models for Highly Structured Data*, 2022.
- Papamakarios, G., Pavlakou, T., and Murray, I. Masked autoregressive flow for density estimation. *Advances in neural information processing systems*, 30, 2017.
- Paszke, A., Gross, S., Chintala, S., Chanan, G., Yang, E., DeVito, Z., Lin, Z., Desmaison, A., Antiga, L., and Lerer, A. Automatic differentiation in pytorch. In *NIPS-W*, 2017.
- Rezende, D. and Mohamed, S. Variational inference with normalizing flows. In *International conference on machine learning*, pp. 1530–1538. PMLR, 2015.
- Saxena, D. and Cao, J. Generative adversarial networks (gans) challenges, solutions, and future directions. *ACM Computing Surveys (CSUR)*, 54(3):1–42, 2021.
- Shi, Y., Paige, B., Torr, P., et al. Variational mixture-of-experts autoencoders for multi-modal deep generative models. *Advances in Neural Information Processing Systems*, 32, 2019.
- Shin, H.-C., Tenenholtz, N. A., Rogers, J. K., Schwarz, C. G., Senjem, M. L., Gunter, J. L., Andriole, K. P., and Michalski, M. Medical image synthesis for data augmentation and anonymization using generative adversarial networks. In *Simulation and Synthesis in Medical Imaging: Third International Workshop, SASHIMI 2018, Held in Conjunction with MICCAI 2018, Granada, Spain, September 16, 2018, Proceedings 3*, pp. 1–11. Springer, 2018.
- Shorten, C. and Khoshgoftaar, T. M. A survey on image data augmentation for deep learning. *Journal of big data*, 6(1): 1–48, 2019.
- Sutter, T., Daunhawer, I., and Vogt, J. Multimodal generative learning utilizing jensen-shannon-divergence. *Advances in neural information processing systems*, 33:6100–6110, 2020.
- Sutter, T. M., Daunhawer, I., and Vogt, J. E. Generalized Multimodal ELBO. *ICLR*, 2021.
- Suzuki, M. and Matsuo, Y. A survey of multimodal deep generative models. *Advanced Robotics*, 36(5-6):261–278, 2022.
- Suzuki, M., Nakayama, K., and Matsuo, Y. Joint multimodal learning with deep generative models. *arXiv preprint arXiv:1611.01891*, 2016.
- Tanner, M. A. and Wong, W. H. The calculation of posterior distributions by data augmentation. *Journal of the American statistical Association*, 82(398):528–540, 1987.
- Tian, Y., Krishnan, D., and Isola, P. Contrastive multiview coding. In *Computer Vision–ECCV 2020: 16th European Conference, Glasgow, UK, August 23–28, 2020, Proceedings, Part XI 16*, pp. 776–794. Springer, 2020.

- Van der Maaten, L. and Hinton, G. Visualizing data using t-sne. *Journal of machine learning research*, 9(11), 2008.
- Vedantam, R., Fischer, I., Huang, J., and Murphy, K. Generative models of visually grounded imagination. In *International Conference on Learning Representations*, 2018.
- Wang, W., Yan, X., Lee, H., and Livescu, K. Deep variational canonical correlation analysis. *arXiv preprint arXiv:1610.03454*, 2016.
- Wei, J., Suriawinata, A., Vaickus, L., Ren, B., Liu, X., Wei, J., and Hassanpour, S. Generative image translation for data augmentation in colorectal histopathology images. *Proceedings of machine learning research*, 116:10, 2019.
- Wu, M. and Goodman, N. Multimodal generative models for scalable weakly-supervised learning. *Advances in neural information processing systems*, 31, 2018a.
- Wu, M. and Goodman, N. Multimodal Generative Models for Scalable Weakly-Supervised Learning. In *Advances in Neural Information Processing Systems*, volume 31. Curran Associates, Inc., 2018b. URL <https://proceedings.neurips.cc/paper/2018/hash/1102a326d5f7c9e04fc3c89d0ede88c9-Abstract.html>.
- Xiao, H., Rasul, K., and Vollgraf, R. Fashion-MNIST: a novel image dataset for benchmarking machine learning algorithms. *arXiv preprint arXiv:1708.07747*, 2017.
- Yin, H., Melo, F., Billard, A., and Paiva, A. Associate latent encodings in learning from demonstrations. In *Proceedings of the AAAI Conference on Artificial Intelligence*, volume 31, 2017.
- Zhu, J.-Y., Zhang, R., Pathak, D., Darrell, T., Efros, A. A., Wang, O., and Shechtman, E. Toward multimodal image-to-image translation. *Advances in neural information processing systems*, 30, 2017.

A. Interpretations of the \mathcal{L}_{JM} Objective

In this appendix, we provide several interpretations of the \mathcal{L}_{JM} (Eq. (4) and Eq. (9)) that explains why minimizing it is a sensible objective to fit the unimodal posteriors. Firstly, we recall an analysis from (Suzuki et al., 2016) that links \mathcal{L}_{JM} to the notion of Variation of Information. Secondly, we reinterpret \mathcal{L}_{JM} to show that it brings the unimodal encoder $q_{\phi_i}(z|x_i)$ (for $i \in [1, m]$) close to an average distribution $q_{\text{avg}}(z|x_i) = \mathbb{E}_{\hat{p}((x_j)_{j \neq i}|x_i)}(q_{\phi}(z|X))$ that is close to $p_{\theta}(z|x_i)$ provided that the joint encoder is well fit.

A.1. Interpretation in Relation to the Variation of Information

First, in the bimodal case, we recall an interpretation provided by (Suzuki et al., 2016) that links \mathcal{L}_{JM} to the Variation of Information (VI) of x_1 and x_2 where x_1 (resp. x_2) represent the variable of the first modality (resp second). Recall the definition of the VI :

$$VI(x_1, x_2) = -\mathbb{E}_{\mathbb{P}(x_1, x_2)}(\ln \mathbb{P}(x_1|x_2) + \ln \mathbb{P}(x_2|x_1)) . \quad (14)$$

If we analyse Eq. (14), we see that the more the modalities are predictive of one another, the smaller is the Variation of Information. However, we do not know the true joint and conditional distributions but we can use the following approximation summing on N training samples:

$$\widetilde{VI} = -\sum_{n=1}^N \ln p_{\theta, \phi_1}(x_1^{(n)}|x_2^{(n)}) + \ln p_{\theta, \phi_2}(x_2^{(n)}|x_1^{(n)}) ,$$

where for $i, j \in \{1, 2\}$ with $i \neq j$, $p_{\theta, \phi_i}(x_j|x_i) := \int p_{\theta}(x_j|z)q_{\phi_i}(z|x_i)dz$ is our conditional generative models to sample x_j from x_i . We can show that with \mathcal{L} being the ELBO defined in Eq. (2) and \mathcal{L}_{JM} defined in Eq. (4):

$$-\mathcal{L}(x_1, x_2) + \mathcal{L}_{\text{JM}}(x_1, x_2) \geq \widetilde{VI} . \quad (15)$$

We recall that in our method, we minimize $\mathcal{L}_{\text{JM}}(x_1, x_2)$ during the second step of our training with $\mathcal{L}(x_1, x_2)$ fixed, therefore we minimize an upper bound on \widetilde{VI} that is the empirical Variation of Information between modality 1 and 2. Minimizing \widetilde{VI} is a sensible goal as it encapsulates the predictive power of a modality given the other.

Let us now prove Eq. (15) :

$$\begin{aligned} \ln p_{\theta, \phi_1}(x_2|x_1) + \ln p_{\theta, \phi_2}(x_1|x_2) &\geq \mathbb{E}_{q_{\phi}(z|x_1, x_2)} \left(\ln \frac{p_{\theta}(x_1|z)q_{\phi_2}(z|x_2)}{q_{\phi}(z|x_1, x_2)} \right) + \mathbb{E}_{q_{\phi}(z|x_1, x_2)} \left(\ln \frac{p_{\theta}(x_2|z)q_{\phi_1}(z|x_1)}{q_{\phi}(z|x_1, x_2)} \right) \\ &= \mathbb{E}_{q_{\phi}(z|x_1, x_2)} (\ln p_{\theta}(x_1|z)) + \mathbb{E}_{q_{\phi}(z|x_1, x_2)} (\ln p_{\theta}(x_2|z)) \\ &\quad - KL(q_{\phi}(z|x_1, x_2)||q_{\phi_2}(z|x_2)) - KL(q_{\phi}(z|x_1, x_2)||q_{\phi_1}(z|x_1)) \\ &= \mathcal{L}(x_1, x_2) + KL(q_{\phi}(z|x_1, x_2)||p(z)) - \mathcal{L}_{\text{JM}}(x_1, x_2) . \end{aligned}$$

A.2. Interpretation in Relation to an Average Distribution

In a second time, we provide an interpretation inspired by (Vedantam et al., 2018) but extended to our case with continuous variables. We consider the second step of our training process with the joint encoder $q_{\phi}(z|X)$ fixed. Then, we integrate the expression of $\mathcal{L}_{\text{JM}}(X)$ given by Eq. (9) over the empirical data distribution $\hat{p}(X)$:

$$\begin{aligned} \mathbb{E}_{\hat{p}(X)}(\mathcal{L}_{\text{JM}}(X)) &= \sum_{i=1}^m \mathbb{E}_{\hat{p}(X)} (\mathbb{E}_{q_{\phi}(z|X)} (-\ln q_{\phi_i}(z|x_i))) \\ &= \sum_{i=1}^m \mathbb{E}_{\hat{p}(x_i)} (\mathbb{E}_{\hat{p}((x_j)_{j \neq i}|x_i)} (\mathbb{E}_{q_{\phi}(z|X)} (-\ln q_{\phi_i}(z|x_i)))) . \end{aligned} \quad (16)$$

If we suppose that for all $i \in [1, m]$, $q_{\phi_i}(z|x_i)$ is bounded by C , then we can continue with:

$$\mathbb{E}_{\hat{p}(x)}(\mathcal{L}_{\text{JM}}(X)) = \sum_{i=1}^m \mathbb{E}_{\hat{p}(x_i)} \left(\mathbb{E}_{\hat{p}((x_j)_{j \neq i}|x_i)} \left(\mathbb{E}_{q_{\phi}(z|X)} \left(-\ln \frac{q_{\phi_i}(z|x_i)}{C} \right) \right) \right) - \ln(C) . \quad (17)$$

Since $-\ln \frac{q_{\phi_i}(z|x_i)}{C}$ is always positive we use Fubini's Theorem to exchange the expectations on z and the $(x_j)_{j \neq i}$:

$$\begin{aligned}
 \mathbb{E}_{\hat{p}(x)}(\mathcal{L}_{\text{JM}}(X)) &= \sum_{i=1}^m \mathbb{E}_{\hat{p}(x_i)} \int_z \int_{(x_j)_{j \neq i}} -\ln \frac{q_{\phi_i}(z|x_i)}{C} q_{\phi}(z|X) \hat{p}((x_j)_{j \neq i}|x_i) dz (dx_i)_{i \neq j} + cte \\
 &= \sum_{i=1}^m \mathbb{E}_{\hat{p}(x_i)} \int_z -\ln \frac{q_{\phi_i}(z|x_i)}{C} \int_{(x_j)_{j \neq i}|x_i} q_{\phi}(z|X) \hat{p}((x_j)_{j \neq i}|x_i) dz (dx_i)_{i \neq j} + cte \\
 &= \sum_{i=1}^m \mathbb{E}_{\hat{p}(x_i)} \left(\mathbb{E}_{q_{\text{avg}}(z|x_i)} \left(-\frac{q_{\phi_i}(z|x_i)}{C} \right) \right) + cte \\
 &= \sum_{i=1}^m \mathbb{E}_{\hat{p}(x_i)} (KL(q_{\text{avg}}(z|x_i)||q_{\phi_i}(z|x_i)) + H(q_{\text{avg}}(z|x_i))) + cte.
 \end{aligned} \tag{18}$$

where $q_{\text{avg}}(z|x_i) = \mathbb{E}_{\hat{p}((x_j)_{j \neq i}|x_i)}(q_{\phi}(z|X))$ and H is the Shannon entropy. Since the entropy term does not depend on the unimodal encoders q_{ϕ_i} , this term does not impact the training. Therefore we see that the incentive for $q_{\phi_i}(z|x_i)$ is to minimize the Kullback-Leibler divergence with $q_{\text{avg}}(z|x_i)$. Getting closer to $q_{\text{avg}}(z|x_i)$ is a sensible objective since, if $q_{\phi}(z|X)$ approximates well the true posterior $p_{\theta}(z|X)$ then $q_{\text{avg}}(z|x_i) = \mathbb{E}_{\hat{p}((x_j)_{j \neq i}|x_i)}(q_{\phi}(z|X)) \approx \mathbb{E}_{\hat{p}((x_j)_{j \neq i}|x_i)}(p_{\theta}(z|X)) \approx p_{\theta}(z|x_i)$.

B. On the DCCA Embeddings

In this section, we give additional results regarding the DCCA embeddings trained on MNIST-SVHN. Figure 5 presents a 2D visualization of the embeddings learned for each modality. We see that the embeddings separate well the images according to their labels which is a desired property. We also present on the right the singular values of the matrix $T := \Sigma_1^{\frac{1}{2}} \Sigma_{1,2} \Sigma_2^{\frac{1}{2}}$ the sum of which is optimized during the DCCA training. Those values represent the correlation that is contained in each direction of the embeddings. In this work, we use this plot to select the most correlated dimensions that we use in our embeddings. For instance, for the MNIST-SVHN dataset we choose to keep the 9 most correlated dimensions based on Figure 5. However, we also investigate how this choice impacts the performance of the JNF-DCCA model.

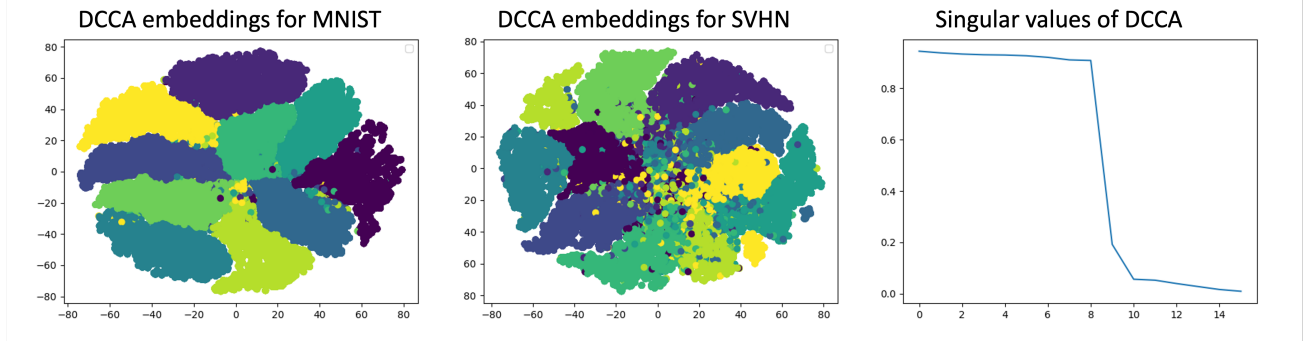


Figure 5. DCCA embeddings for the MNIST images $g_1(x_1)$ (on the left) and for SVHN images $g_2(x_2)$ (on the right). We use an output dimension of size 16 and project the embeddings in 2D with the TSNE (Van der Maaten & Hinton, 2008) algorithm. Each point represents an image and each color a label. On the right, we plot the singular values of $T := \Sigma_1^{\frac{1}{2}} \Sigma_{1,2} \Sigma_2^{\frac{1}{2}}$ from the highest to the lowest. Those values represent the correlation that is contained in each direction after the DCCA is applied.

Figure 6 presents the coherences and FID results of the JNF-DCCA models depending on how many dimensions we keep in the DCCA embeddings. In each case, the most correlated dimensions are kept. We see that the optimal dimension is the one chosen based on Figure 5 ($dim = 9$). Taking a smaller dimension means losing part of the shared information which results in a loss in coherence. Taking more dimensions correspond to adding noise and slightly diminishes the coherences.

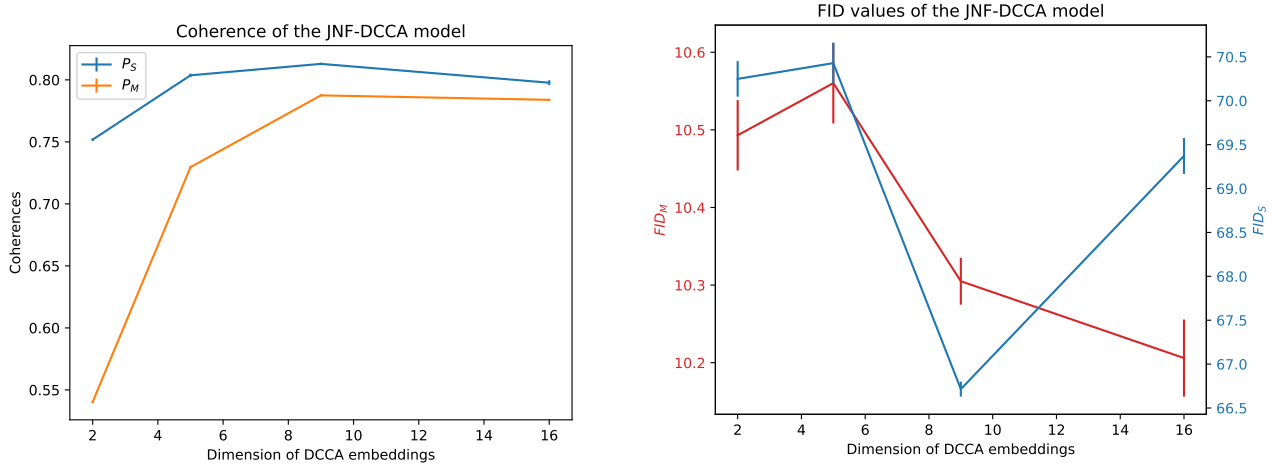


Figure 6. Impact of the dimension of the DCCA embeddings on the performance of the JNF-DCCA model on the MNIST-SVHN dataset. *Left*: Coherences as a function of the DCCA dimension. *Right*: FID values as a function of DCCA dimension.

C. Hamiltonian Monte Carlo Sampling

In this appendix, we recall the principles of Hamiltonian Monte Carlo Sampling and detail how we apply it in our model. The Hamiltonian Monte Carlo (HMC) sampling belongs to the larger class of Markov Chain Monte Carlo methods (MCMC) that allow to sample from any distribution $f(z)$ known up to a constant. The general principle is to build a Markov Chain that will have $f(z)$ as stationary distribution. More specifically, the HMC is an instance of the Metropolis-Hasting Algorithm (see 2) that uses a physics-oriented proposal distribution.

Algorithm 2 Metropolis-Hasting Algorithm

```

1: Initialization :  $z \leftarrow z_0$ 
2: for  $i := 0 \rightarrow N$  do
3:   Sample  $z'$  from the proposal  $g(z'|z)$ 
4:   With probability  $\alpha(z', z)$  accept the proposal  $z \leftarrow z'$ 
5: end for
    
```

Sampling from the proposal distribution $g(z'|z_0)$ is done by integrating the Hamiltonian equations :

$$\begin{cases} \frac{\partial z}{\partial t} = \frac{\partial H}{\partial v} , \\ \frac{\partial v}{\partial t} = -\frac{\partial H}{\partial z} , \\ z(0) = z_0 \\ v(0) = v_0 \sim \mathcal{N}(0, I) , \end{cases} \quad (19)$$

where the Hamiltonian is defined by $H(z, v) = -\ln f(z) + \frac{1}{2}v^t v$. In physics, Eq. (19) describes the evolution in time of a physical particle with initial position z and a random initial momentum v . The leap-frog numerical scheme is used to integrate Eq. (19) and is repeated l times with a small integrator step size ϵ :

$$\begin{aligned} v(t + \frac{\epsilon}{2}) &= v(t) + \frac{\epsilon}{2} \cdot \nabla_z (\ln f(z)(t)) , \\ z(t + \epsilon) &= z(t) + \epsilon \cdot v(t + \frac{\epsilon}{2}) , \\ v(t + \epsilon) &= v(t + \frac{\epsilon}{2}) + \frac{\epsilon}{2} \nabla_z \ln f(z(t + \epsilon)) . \end{aligned} \quad (20)$$

After l integration steps, we obtain the proposal position $z' = z(t + l \cdot \epsilon)$ that corresponds to step 3 in Algorithm 2. The acceptance ratio is then defined as $\alpha(z', z_0) = \min \left(1, \frac{\exp(-H(z_0, v_0))}{\exp(-H(z', v(t+l \cdot \epsilon)))} \right)$. This procedure is repeated to produce an ergodic Markov chain (z^n) converging to the target distribution f (Duane et al., 1987; Liu, 2008; Neal & others, 2011; Girolami & Calderhead, 2011). In this work, we use HMC sampling to sample from the PoE of unimodal posteriors in Eq. (12). To do so we need to compute and derivate the (log) of the target distribution given by the PoE of the unimodal distributions:

$$\ln q(z|(x_i)_{i \in S}) = -\ln p(z) + \sum_{i \in S} \ln q_{\phi_i}(z|x_i) . \quad (21)$$

We can use autograd to automatically compute the gradient $\nabla_z \ln q(z|(x_i)_{i \in S})$ that is needed in the leapfrog steps.

D. Experiments Details and Architectures

In this appendix, we provide additional details on our experimental set-up. We summarize the architectures components of each model in Figure 7. The networks architectures are described in the subsections dedicated to each dataset. For the MMVAE model, we use the original implementation available on github (<https://github.com/iffsid/mmvae>). We use our own implementations of the JMVAE, MVAE model. Our code is partly based on the Pytorch DCCA implementation available at <https://github.com/Michaelvll/DeepCCA> and also uses part of the code from this repository (<https://github.com/mseitzer/pytorch-fid>) to compute FID scores. Our models JNF and JNF-DCCA are implemented based on the Pytorch Library (Paszke et al., 2017) and the Pythae Library (Chadebec et al., 2022b).

The models are trained with either an 32GB V100 GPU or a 15GB RTX6000 GPU. We use WandB (Biewald, 2020) to monitor the trainings of the models.

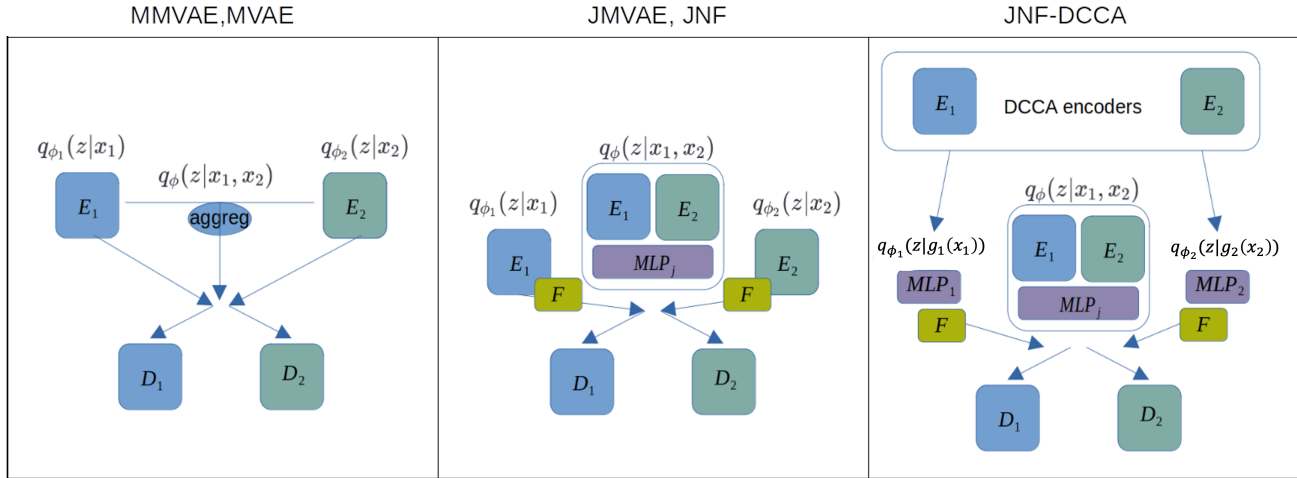


Figure 7. Summary of the components in each method. Each rectangle represent a network : E for encoders, F for the flows and D for decoders. In the JMVAE, the F block is omitted. Blocks with the same name have the same architecture. The precise architectures of the blocks depend on the dataset and are specified in each subsection of the appendices.

D.1. MNIST-SVHN

For the MNIST-SVHN dataset, we pair each image with 5 different images with the same label in the other modality so that the total training set contains 270340 samples, the testing set 50000 images and the validation set 10000 images.

For $i = 1, 2$ the decoder distribution $p_{\theta}(x_i|z)$ is modelled as a Normal distribution $\mathcal{N}(\mu_i(z), I)$ where $\mu_i(z)$ is the output of the decoder network D_i which architecture is detailed in Table 4. In the JMVAE, MMVAE, MVAE models, the encoder distributions are modelled as Normal distributions $\mathcal{N}(\nu_i(x_i), \sigma_i(x_i))$ with $\sigma_i(x_i)$ being a diagonal matrix. $\nu_i(x_i)$ and $\sigma_i(x_i)$ are the outputs of the encoders E_i which architectures are given in Table 4.

For JMVAE, JNF, and JNF-DCCA, we use a two-steps training with 100 epochs for the first step. All models are trained for a total of 200 epochs with an initial learning rate of 1×10^{-3} and batchsize 128. The DCCA encoders have their dedicated training lasting 100 epochs, with batchsize 800, learning rate 1×10^{-3} and embedding size 9. The influence of the embedding size on the performance is further studied in Appendix B. For all models, the reconstruction terms for each modality are rescaled to give more weights to the MNIST-images: the reconstruction term $\ln p_{\theta}(x_1|z)$ is multiplied by $\frac{3 \times 32 \times 32}{1 \times 28 \times 28}$. This rescaling follows the implementation of (Wu & Goodman, 2018a; Shi et al., 2019) for the MMVAE and MVAE and has shown beneficial to the training of our models as well. The architectures of each model is summarized in the Figure 7. The specification of each block for the MNIST-SVHN experiments is detailed in Table 4.

E_1	E_2	D_1	D_2
LINEAR(784,512) + RELU LINEAR(512,dim ₁)	CONV(32@4x4,2,1)+RELU CONV(64@4x4,2,1)+RELU CONV(128@4x4,2,1)+RELU CONV(dim ₂ @ 4x4)	LINEAR(20,512)+RELU LINEAR(512,784) +SIGMOID	DCONV(128,1,0)+RELU DCONV(64,2,1)+RELU DCONV(32,2,1)+RELU DCONV(3,2,1)+SIGMOID
MLP_j	MLP_1	MLP_2	F
LINEAR(40,512)+RELU LINEAR(512,20)	LINEAR(d_{DCCA} ,512)+RELU LINEAR(512,512)+RELU LINEAR(512,512)+RELU LINEAR(512,20)	LINEAR(d_{DCCA} ,512)+RELU LINEAR(512,512)+RELU LINEAR(512,512)+RELU LINEAR(512,20)	MAF FLOWS : 2 MADE BLOCKS(3,128)

Table 4. Neural architectures of all the blocks used in the MNIST-SVHN experiment. This table is to be read with Figure 7. dim₁, dim₂ = d_{DCCA} when E_1 (resp E_2) is used in the DCCA encoder otherwise dim₁, dim₂ = 20. In the results presented in the paper d_{DCCA} = 9. In Appendix B, we vary this dimension. When the encoder E_1 , E_2 are used to parameterize Normal distributions, the last layer is doubled to output the mean and the log-covariance.

Table 5. Neural architectures of all the blocks used in the CelebA experiment. This table is to be read with Figure 7. dim₁ = 40 when E_1 is used in the DCCA encoder, dim₁ = 128 when E_1 is used in the joint encoder, otherwise dim₁ = 64. dim₂ = 40 when E_2 is used in the DCCA encoder or in the joint encoder, otherwise dim₂ = 64. When the encoder E_1 , E_2 are used to parametrize normal distribution, the last layer is doubled to output the mean and the log-covariance.

E_1	E_2	D_1	D_2
CONV(64,4,2) CONV(128,4,2) CONV(128,3,2) CONV(128,3,2) REBLOCK** REBLOCK** LINEAR(2048,dim ₁)	LINEAR(40,512)+RELU LINEAR(512,dim ₂)	LINEAR(64,2048) CONVT(128,3,2) REBLOCK** REBLOCK** CONVT(128,5,2)+SIGMOID CONVT(64,5,2)+SIGMOID CONVT(3,4,2) + SIGMOID	LINEAR(64,512)+RELU LINEAR(512,40)+SIGMOID
MLP_j	MLP_1	MLP_2	F
LINEAR(168,512)+RELU LINEAR(64)	LINEAR(d_{DCCA} , 512)+RELU LINEAR(512,512)+RELU LINEAR(512,512)+RELU LINEAR(512,64)	LINEAR(d_{DCCA} ,512)+RELU LINEAR(512,512)+RELU LINEAR(512,512)+RELU LINEAR(512,64)	MAF FLOWS : 2 MADE BLOCKS(3,128)

D.2. CelebA

For JMVAE, JNF, and JNF-DCCA, we use a two-steps training with 30 epochs for the first step. All models are trained for a total of 60 epochs with an initial learning rate of 1×10^{-3} and batchsize 256. The latent space is chosen of dimension 64 as in (Suzuki et al., 2016). The DCCA encoders have their dedicated training lasting 100 epochs, with batchsize 800, learning rate 1×10^{-3} and embedding size of 40. For the MMVAE and MVAE models, the reconstruction terms for each modality are rescaled to balance the weight of each modality since they are of different sizes *i.e.*: the reconstruction term $\ln p_\theta(x_2|z)$ is multiplied by 50 for the MVAE and by $\frac{3 \times 64 \times 64}{40}$ for MMVAE. This rescaling is necessary to avoid modality collapse for those models. This phenomenon is explained by conflictual gradients in (Javaloy et al., 2022).

For the CelebA images, the decoder distribution $p_\theta(x_1|z)$ is modelled as a Normal distribution $\mathcal{N}(\mu_1(z), I)$ where $\mu_1(z)$ is the output of the decoder network D_1 which architecture is detailed in Table 5. For the binary vectors of attributes, the decoder distribution $p_\theta(x_2|z)$ is modelled as a Bernoulli distribution with parameters $p_2(z)$ that is the output of the decoder network D_2 (see Table 5). In the JMVAE, MMVAE, MVAE models, the encoder distributions are modelled as Normal distributions $\mathcal{N}(\nu_i(x_i), \sigma_i(x_i))$ with $\sigma_i(x_i)$ being a diagonal matrix. $\nu_i(x_i)$ and $\sigma_i(x_i)$ are the outputs of the encoders E_i which architectures are given in Table 5.

The architectures of each model is summarized in the Figure 7. The specification of each block for the CelebA experiments are detailed in Table. 5.

D.3. MNIST-SVHN-FashionMNIST

For the MNIST-SVHN-FashionMNIST dataset we do 5 different random matchings between modalities so that the training dataset contains 275975 samples (from which we set 10000 images aside for validation) and the test dataset contains 48930 images.

For $i = 1, 2, 3$ the decoder distribution $p_\theta(x_i|z)$ is modelled as a Normal distribution $\mathcal{N}(\mu_i(z), I)$ where $\mu_i(z)$ is the output of the decoder network D_i which architecture is detailed in Table 4. In the JMVAE, MMVAE, MVAE models, the encoder distributions are modelled as Normal distributions $\mathcal{N}(\nu_i(x_i), \sigma_i(x_i))$ with $\sigma_i(x_i)$ being a diagonal matrix. $\nu_i(x_i)$ and $\sigma_i(x_i)$ are the outputs of the encoders E_i which architectures are given in Table 4 where we consider that the same encoder and decoder blocks are used for MNIST and for FashionMNIST. For the MVAE training we use the subsampling paradigm used in the original article. (Wu & Goodman, 2018b).

For JMVAE, JNF, and JNF-DCCA, we use a two-steps training with 100 epochs for the first step. All models are trained for a total of 200 epochs with an initial learning rate of 1×10^{-3} and batchsize 128. The DCCA encoders have their dedicated training lasting 100 epochs, with batchsize 800 and learning rate 1×10^{-3} . For the MMVAE and MVAE models, the reconstruction terms for each modality are rescaled to balance the weight of each modality since they are of different size *i.e.*: the reconstruction terms for $\ln p_\theta(x_1|z)$ and $\ln p_\theta(x_3|z)$ is multiplied by $\frac{3 \times 32 \times 32}{1 \times 28 \times 28}$. The architectures of each model are summarized in the Figure 7. The specification of each block for the MNIST-SVHN-FASHION experiments is detailed in Table 4 where we consider that the same encoder and decoder blocks are used for MNIST and for FashionMNIST.

E. Training Paradigm for the JMVAE Model

In this appendix, we provide results on the influence of the training paradigm on the JMVAE model. The JMVAE model uses warmup during training which forces the optimization of only the reconstruction term first to avoid local minima. The weight of the regularization is increased linearly to reach the value of 1 after N_t epochs. Another particularity of the training is that all components are trained at the same time. On the other hand, we choose a two-steps training to train the joint encoder and decoders first and then fix those parameters after N_t epochs when we start training the unimodal encoders. Here we compare the results obtained in each case:

- Using the original one-step training with linear warmup,
- Using our two-steps training which dissociates the training of the joint encoder and decoders from the training of the unimodal encoders.

The first training paradigm requires choosing an hyperparameter α that controls a trade-off between reconstruction and cross-modal coherence. We choose the intermediate value $\alpha = 0.1$ and also make the experiment with $\alpha = 1$ to see the influence of the regularization.

For the MNIST-SVHN dataset, we train the model for 200 epochs with $N_t = 100$. Table 6 shows that the one-step training does not improve significantly the coherences compared to the two-steps training (as it improves P_M but decreases P_S) but causes the FID s to significantly increase. This is because the \mathcal{L}_{JM} term regularizes too much the joint encoder $q_\phi(z|x_1, x_2)$ which impacts the quality of the reconstructions. This does not happen with the two steps training as $q_\phi(z|x_1, x_2)$ is already fixed when the \mathcal{L}_{JM} term is optimized.

Table 6. Coherence and FID values averaged on 5 runs. P_M (resp P_S) is the coherence on MNIST (resp. SVHN) images generated from SVHN (resp. MNIST) images. The standard deviations are all ≤ 0.003 for the precision values and ≤ 0.5 for the FID values. The FID are computed taking all the samples from the test dataset ≈ 50000

MODEL	P_M	P_S	FID $_M$	FID $_S$	$P(S M)$	$P(M S)$	$P(S, M)$
JMVAE $\alpha = 0.1$	0.57	0.71	18.8	89.5	-741.2 ± 0.3	-2848.0 ± 0.7	-3594.5 ± 0.6
JMVAE $\alpha = 1$	0.53	0.76	21.1	83.8	-740.8 ± 0.3	-2847.3 ± 0.6	-3590.1 ± 0.7
JMVAE-2STEPS	0.46	0.79	13.0	72.3	-740.5 ± 0.6	-2847.1 ± 1.3	-3590.5 ± 1.3

The same phenomena happens on CelebA as shown in Table 7. On this dataset all metrics are better for the two steps training. On this dataset we train for 60 epochs and choose $N_t = 30$.

Table 7. Coherence and FID values averaged on 5 runs. The standard deviations are all ≤ 0.003 for the precision values and ≤ 0.5 for the FID values. The FID are computed taking all the samples from the test dataset ≈ 20000 samples.

MODEL	P_C	P_A	FID $_C$	$P(A C)$	$P(C A)$	$P(A, C)$
JMVAE- $\alpha = 0.1$	0.810	0.861	100.7	-10.9 ± 0.2	-11509 ± 4	-11431 ± 2
JMVAE- $\alpha = 1$	0.808	0.855	102.0	-11.3 ± 0.2	-11500 ± 3	-11427 ± 2
JMVAE- 2 STEPS	0.825	0.867	64.6	-10.1 ± 0.2	-11490 ± 5	-11414 ± 2

F. Ablation study : Influence of the number of flows

In this appendix, we present the influence of the number of MADE blocks in the MAF flows on the performance of JNF, JNF-DCCA on the MNIST-SVHN dataset. Figure F shows the results for the JNF model while Figure F displays the results for the JNF-DCCA model.

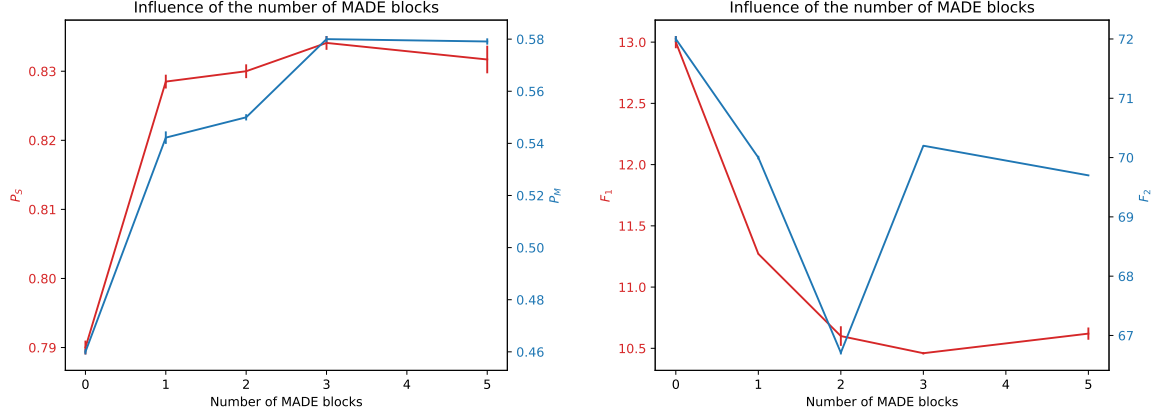


Figure 8. Influence of the number of MADE transformations in the MAF flows on the performance of the JNF model. *Left*: Coherences of the model as a function of the number of MADE transformations. *Right*: FID values as a function of the number of MADE transformations.

For both the JNF and JNF-DCCA models, it seems that augmenting the number of transformations in the flows improves the coherence.

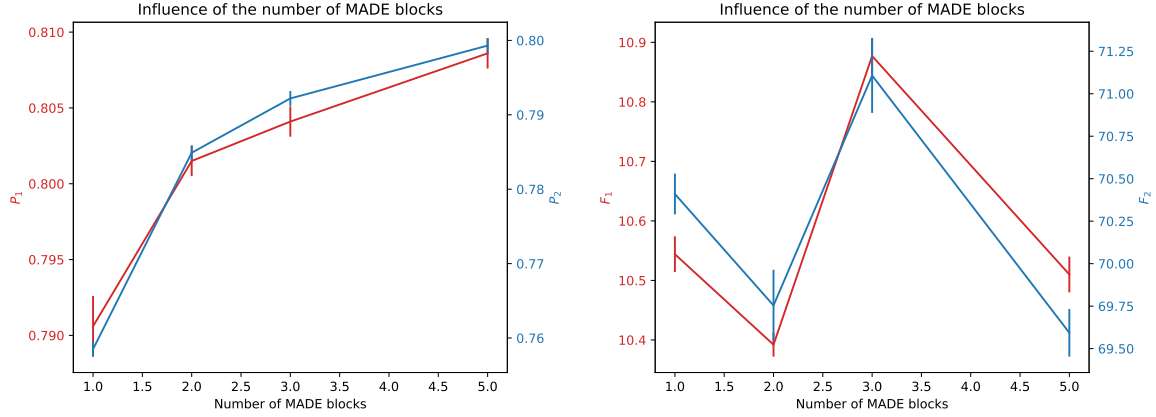


Figure 9. Influence of the number of MADE transformations in the MAF flows on the performance of the JNF-DCCA model. *Left*: Coherences of the model as a function of the number of MADE transformations. *Right*: FID values as a function of the number of MADE transformations.

G. Classifiers Used for Coherence Computations

In this appendix, we give details on the architectures and accuracies of the classifiers used in the evaluation of the models. For MNIST, SVHN and FashionMNIST we train from scratch the networks specified in Table 8. For CelebA, we finetune the pre-trained network Resnet50 (He et al., 2016).

Table 9 presents the accuracies of our classifiers on each dataset.

Table 8. Neural architectures of all the classifiers

MNIST/FASHIONMNIST	SVHN
CONV(32,4,1)+BATCHNORM+RELU	CONV(32,4,1)+BATCHNORM+RELU
CONV(64,4,1)+BATCHNORM+RELU	CONV(64,4,1)+BATCHNORM+RELU
LINEAR(30976,512)+DROPOUT(0.5)	CONV(128,4,1)+BATCHNORM+RELU
LINEAR(512,10)	LINEAR(67712,1024)+BATCHNORM+DROPOUT(0.5)
	LINEAR(1024,512)+BATCHNORM+DROPOUT(0.5)
	LINEAR(512,10)

Table 9. Accuracies of the classifiers on the test datasets.

MNIST	FASHIONMNIST	SVHN	CELEBA
0.98	0.95	0.90	0.90

H. Computing Estimates for the Likelihoods

The joint likelihood is estimated with the following Importance Sampling approximation with 1000 samples :

$$\begin{aligned} p_\theta(X) &= \int \prod_i p_\theta(x_i|z) p(z) dz, \\ &\approx \frac{1}{n} \sum_{(z_k)_{k=1}^n \sim q_\phi(z|X)} \prod_i p_\theta(x_i|z_k) \frac{p(z_k)}{q_\phi(z_k|X)}. \end{aligned}$$

The conditional likelihoods are estimated with the following Monte-Carlo approximation using 1000 samples :

$$p_{\theta, \phi_j}(x_i|x_j) \approx \frac{1}{n} \sum_{(z_k)_{k=1}^n \sim q_{\phi_j}(z|x_j)} p_\theta(x_i|z_k). \quad (22)$$

I. Additional Results on CelebA.

In this section, we provide more experimental results for the CelebA experiment. First, we provide in Figure 10 the entire set of attributes that is used to generate the samples in Figure 4. We also provide another example of generating images from attributes in Figure. 11. Then we provide an example of generating attributes from images in Figure. 12.



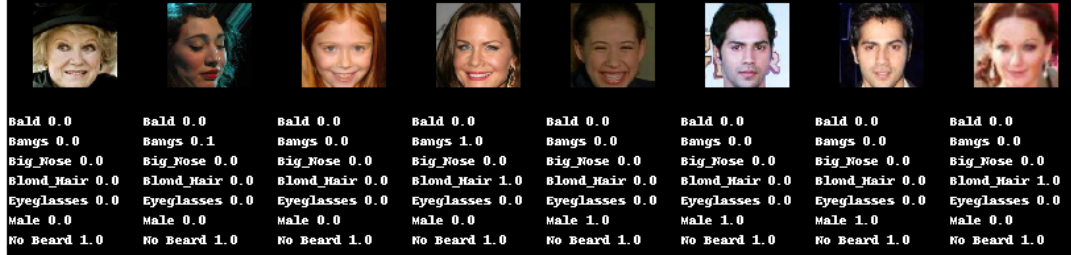
Figure 10. The attributes used to sample in Figure. 4. The green attributes are present while the red attributes are absent.



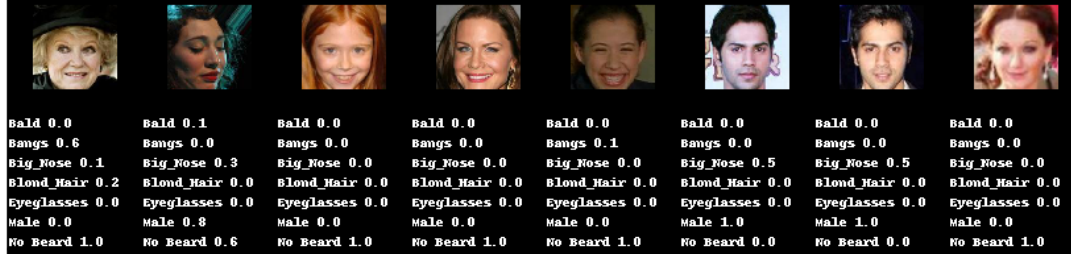
Figure 11. Another example of generating images from attributes.

I.1. Generating Attributes from Images

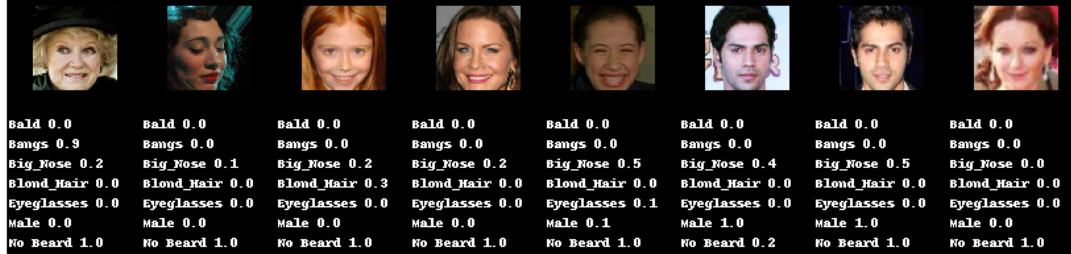
MVAE



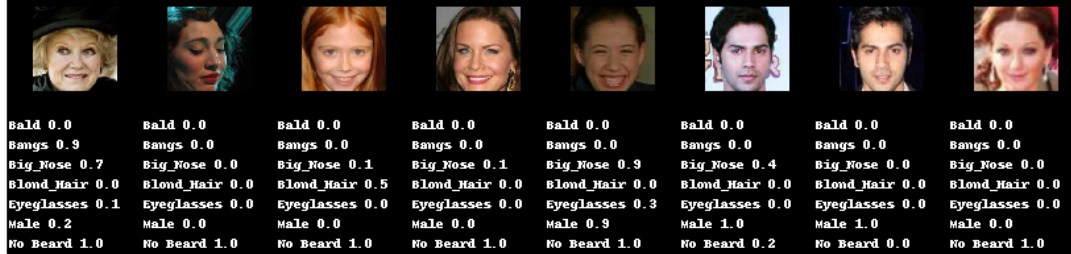
MMVAE



JMVAE



JNF



JNF-DCCA

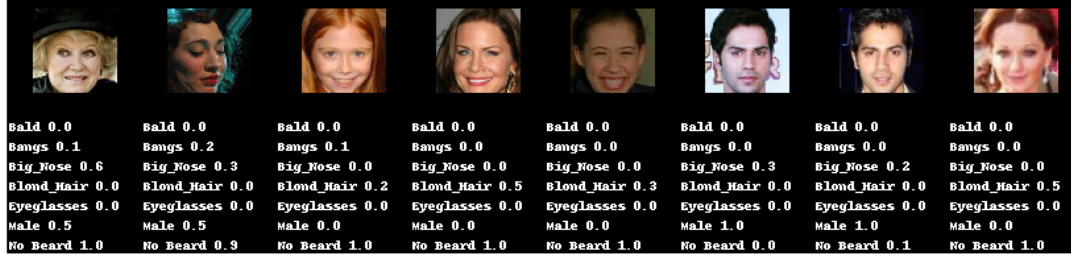


Figure 12. From the images, we generate a subset of attributes for each model.

J. Additional Results on MNIST-SVHN-FashionMNIST

In this section, we provide more qualitative and quantitative results on the trimodal dataset. Figure. 13 shows images generated from the conditional generations. We notice that with three modalities and even with rescaling, the MMVAE model is sensitive to modality collapse: the SVHN generations resemble averaged images and are not diversified. On the contrary, our models’ generations are much more diversified. The JMVAE and MVAE models have a wider diversity than the MMVAE but the generations are less coherent, especially when it comes to generating MNIST images from another modality. The FID metrics presented in Table. 10 confirms this qualitative analysis.

Table 10. The FID values computed using the entire test set composed of ≈ 50000 samples.

MODEL	S M	F M	M S	F S	M F	S F
MMVAE-30	62.0 ± 0.1	58.8 ± 0.1	212.2 ± 0.4	202.3 ± 0.5	105.8 ± 0.2	110.1 ± 0.1
MVAE	16.7 ± 0.1	16.9 ± 0.1	93.1 ± 0.2	94.7 ± 0.2	66.1 ± 0.1	67.2 ± 0.1
JMVAE	22.0 ± 0.1	21.5 ± 0.1	59.0 ± 0.2	59.4 ± 0.1	65.3 ± 0.2	69.1 ± 0.1
JNF	22.2 ± 0.1	20.6 ± 0.1	63.5 ± 0.1	64.8 ± 0.2	66.7 ± 0.2	69.1 ± 0.2
JNF-DCCA	21.7 ± 0.1	21.3 ± 0.1	63.1 ± 0.2	63.1 ± 0.1	67.8 ± 0.1	65.9 ± 0.2

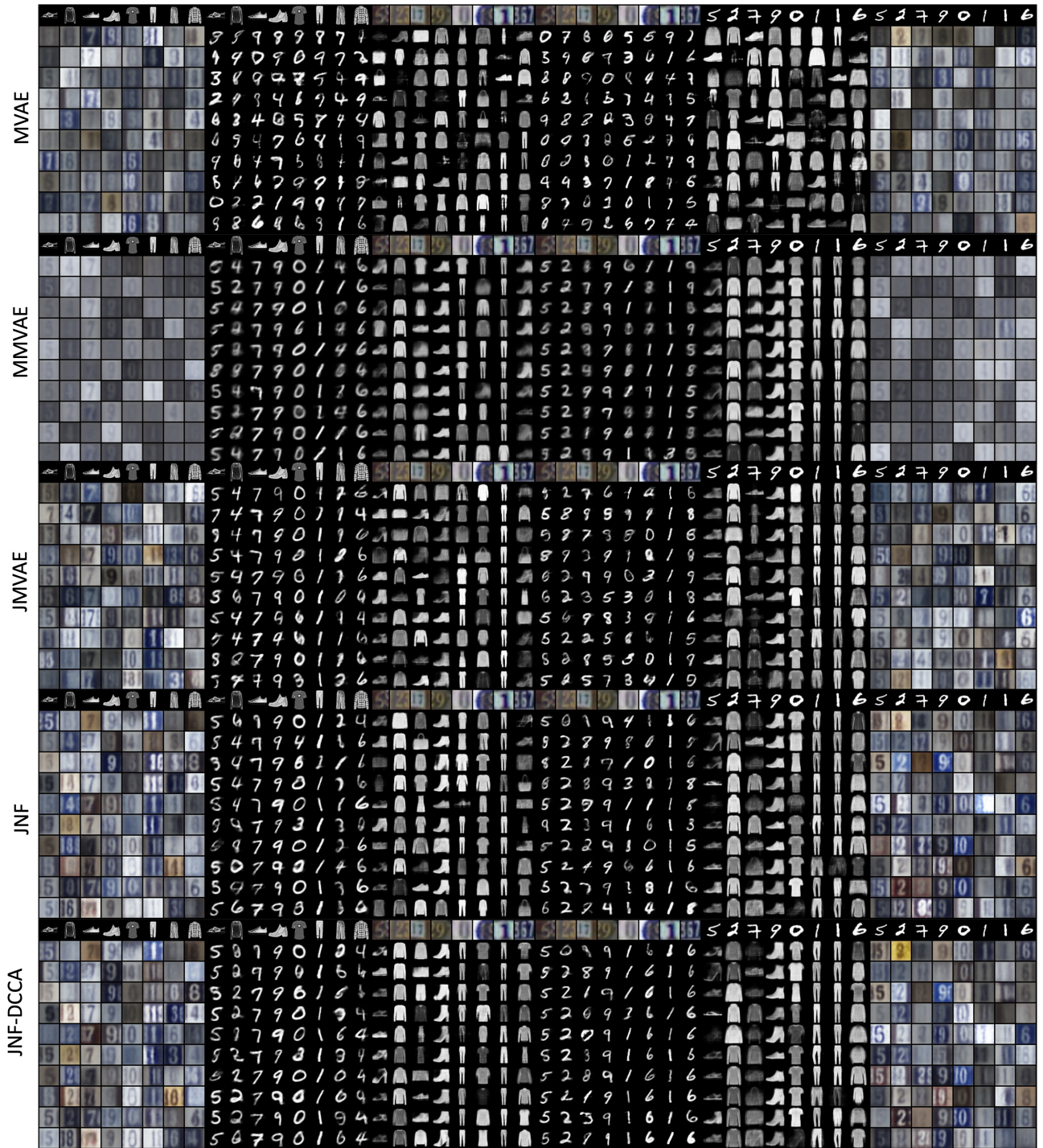


Figure 13. Conditional generations from one modality to another. For each model, the first line are the images we condition on and the following lines are generated samples conditioned on those images.