

Viewing Knowledge Transfer in Multilingual Machine Translation Through a Representational Lens

David Stap Vlad Niculae Christof Monz

Language Technology Lab

University of Amsterdam

{d.stap, v.niculae, c.monz}@uva.nl

Abstract

We argue that translation quality alone is not a sufficient metric for measuring knowledge transfer in multilingual neural machine translation. To support this claim, we introduce Representational Transfer Potential (RTP), which measures representational similarities between languages. We show that RTP can measure both positive and negative transfer (interference), and find that RTP is strongly correlated with changes in translation quality, indicating that transfer *does* occur. Furthermore, we investigate data and language characteristics that are relevant for transfer, and find that multi-parallel overlap is an important yet under-explored feature. Based on this, we develop a novel training scheme, which uses an auxiliary similarity loss that encourages representations to be more invariant across languages by taking advantage of multi-parallel data. We show that our method yields increased translation quality for low- and mid-resource languages across multiple data and model setups.

1 Introduction

Multilingual neural machine translation (mNMT) (Ha et al., 2016; Johnson et al., 2017) can support multiple translation directions in a single model, with low-resource languages benefiting most and high-resource languages degrading in quality (Arivazhagan et al., 2019). However, there is a large discrepancy among low-resource languages, with some languages benefiting a lot, while others see relatively little improvement. Conflicting findings have emerged in cross-lingual knowledge transfer research, leaving the underlying causes for this discrepancy unclear. For example, some studies have found that token overlap can be leveraged to increase low-resource performance (Patil et al., 2022), while others have found that token overlap is unimportant for cross-lingual transfer (K et al., 2020; Conneau et al., 2020).

In the context of transferring knowledge from a parent translation model to a child model, some research has shown that quality improvements are larger when using a closely related parent (Zoph et al., 2016), while others have found that unrelated language pairs can work even better (Kocmi and Bojar, 2018). Another finding is that an English-centric model benefits most from positive transfer for directions *into* English, while improvement in the other directions is more modest (Arivazhagan et al., 2019).

One of the most striking observations in the literature is that the improvements of many-to-one mNMT can be explained to a large extent by the increased amount of target data (Fan et al., 2021), rather than by cross-lingual knowledge transfer.

Understanding cross-lingual knowledge transfer in the context of mNMT is an under-explored research direction. Despite some existing studies that have examined mNMT representations, none have yet connected these representations to knowledge transfer. For instance, when translating "voiture" in French and "Auto" in German to "car" in English, one would expect that the cross-attention context vectors for French-English and German-English would be similar. However, Johnson et al. (2017) show that clustering occurs on the *sentence level* rather than the *word level*. Even identical sentences in various languages do not occupy the same position in the representation space (Escolano et al., 2022), and encoder representations are dependent on the target language (Kudugunta et al., 2019) instead of source meaning.

In this paper, we investigate the relationship between cross-lingual transfer and cross-attention similarities between languages, which we formalise as Representational Transfer Potential (RTP). This allows us to reason about knowledge transfer in a way translation quality (BLEU) is unable to capture. We investigate cross-attention because it acts as *bottleneck* between the encoder (mostly respon-

sible for representing the source sentence) and the decoder. We find that RTP can be used to quantify positive, as well as negative transfer (also known as interference). Furthermore, we show that these similarities correlate with improvements in translation quality, indicating that there *is* knowledge transfer, and the improved translation quality is *not* only due to the increased data on the target side.

Our approach also allows us to identify the dataset and language characteristics that are relevant for transfer, such as multi-parallel overlap between languages. Based on our findings, we propose a method for training a multilingual translation model using an auxiliary similarity loss that exploits multi-parallel data, thereby increasing the degree of language invariance across source representations. Contrary to common perception, a significant amount of multi-parallel data exists within parallel datasets such as WMT, making it more abundant than commonly assumed (Freitag et al., 2020). Our method works by alternately feeding parallel and multi-parallel batches to a model. The latter consist of two meaning-equivalent source sentences x^1 and x^2 in different languages and a corresponding target language sentence y . For the multi-parallel batches, we minimize an auxiliary similarity loss that encourages context vectors, resulting from cross-attention, to be similar between (x^1, y) and (x^2, y) . Our results show that this approach leads to increased performance for low-resource languages across multiple data and model setups.

2 Analyzing Transfer in Many-to-Many Models

In this section, we aim to delve deeper into the understanding of knowledge transfer across languages in mNMT models, moving beyond the commonly used metric of translation quality as a proxy for transfer. By exploring the relationship between transfer and hidden representations in a multilingual model, we aim to gain insight into why certain languages benefit more from multilingual training (as discussed in Section 3). Furthermore, we aim to develop training strategies that can increase representational similarity and thus enhance knowledge transfer (as outlined in Section 4).

2.1 Experimental Setup

Data To investigate the relationship between transfer and representation in multilingual machine

translation, we conduct our experiments on the TED Talks corpus (Qi et al., 2018). The corpus comprises parallel data from 59 languages and is chosen over other large parallel corpora such as OPUS-100 (Zhang et al., 2020) due to its high translation quality and inclusion of relatively large portions of explicit multi-parallel data, which is an important characteristic for our analysis. We train a many-to-many model on all language pairs that contain English in the source or target, resulting in 116 translation directions. To ensure comparable results, we apply joint subword segmentation (Sennrich et al., 2016) and use a vocabulary size of 32K. We also train and evaluate bilingual baselines using the same setup.

Additionally we evaluate on the out-of-domain (OOD) FLORES-101 evaluation benchmark (Goyal et al., 2021). OOD data helps to assess robustness and generalization capabilities, and provides a more realistic measure of how well the system can handle diverse and unexpected inputs. This dataset is completely multi-parallel, which is a necessary property for our analysis. It consists of a dev (997 sentences) and devtest (1012 sentences) split, both of which we combine to enhance the robustness of our findings. Sentences are extracted from English Wikipedia, and translated to 101 languages by professional translators.

Evaluation We calculate BLEU scores (Papineni et al., 2002) using sacreBLEU (Post, 2018).¹

Models We train many-to-one and many-to-many Transformer base models (Vaswani et al., 2017). Detailed information about the models and training process can be found in Appendix A.1.

Results For evaluation on TED we used tokenized BLEU to be comparable with Neubig and Hu (2018) and Aharoni et al. (2019). Table 1 shows that our many-to-many model obtains comparable or better BLEU scores for X→English directions.

2.2 (Dis-)advantages of Multilingual Training

Having validated that our model meets strong baselines, we will use the FLORES-101 (Goyal et al., 2021) evaluation dataset for our subsequent analyses. X→En results are summarized in Table 2.² In general, low-resource and mid-resource languages benefit (+8.5 and +4.5 BLEU), and high-resource language scores are weakened (−0.7 BLEU) compared to bilingual baselines. Similar to previous

¹nrefs:1lcase:mixedlff:noltok:13alsmooth:explversion:2.3.1.

²For full results on TED, see Table 4

Train dataset size	Be-En 4.5K	Az-En 5.9K	Gl-En 10K	Sk-En 61K	De-En 167K	It-En 203K	He-En 211K	Ar-En 213K	Avg. 109K
Neubig and Hu (2018) (many-to-one)	18.3	11.7	29.1	28.3	—	—	—	—	21.6
Aharoni et al. (2019) (many-to-many)	21.7	12.8	30.7	29.5	33.0	35.1	33.2	28.3	28.04
Ours (many-to-many)	24.9	15.2	36.0	34.2	37.5	39.8	37.3	32.6	32.2

Table 1: X→En test BLEU (tokenized) on TED Talks corpus for language pairs from Aharoni et al. (2019).

	low (<10K) 12 languages	mid (10K-150K) 23 languages	high (>150K) 17 languages
bi	1.2	12.3	18.6
m2o	8.8*(12/0)	14.6*(20/3)	15.0*(0/17)
m2m	9.7*(12/0)	16.8*(21/0)	17.9*(0/15)

Table 2: X→En BLEU on FLORES-101 for bilingual (bi), many-to-one (m2o) and many-to-many (m2m) models. Results are bucketed by number of training examples in TED. *(n/m) denote the fraction of scores in a bucket the are significantly better (n) or worse (m) to the bilingual baseline, according to bootstrap resampling.

findings (Johnson et al., 2017) we find that a many-to-many setup outperforms a many-to-one setup. Low-resource BLEU scores have a large standard deviation (± 6.9), indicating that some languages benefit much more than others.

2.3 Representational View on Transfer

To further investigate the differences between multilingual and bilingual models, we will now focus on understanding the underlying mechanics of knowledge transfer. Using translation quality alone as a measure of knowledge transfer is inadequate, as differences in translation quality can have various causes, such as target data distribution (Fan et al., 2021). Therefore, in the following experiments, we aim to gain deeper insight into the mechanisms behind knowledge transfer in multilingual models, focusing on the many-to-many model, which produced the highest translation scores.

When translating two semantically equivalent sentences from different source languages to the same target language, if the context vectors produced by the cross-attention mechanism are (almost) identical for every decoding timestep, the resulting translations will be the same. However, the reverse may not hold true; it is possible for distinct context vectors to produce the same output, and these variations may correspond to specific aspects of the target language. The question of whether source language invariance is a desirable or even necessary trait for an mNMT model remains unresolved.

Language invariance Our goal is to determine the degree of language invariance in the encoder

representations of our multilingual model, and how this affects translation quality and transfer. Unlike previous studies that have focused on the investigation of hidden encoder and decoder representations (Kudugunta et al., 2019), we concentrate on cross-attention, which connects the encoder and decoder. To investigate the degree of language invariance, we sample semantically equivalent sentence triples S from dataset \mathcal{D} , where $S = \{x^1, x^2, y\}$. Here, x^1 and x^2 are sentences that originate from two different non-English source languages ℓ and ℓ' , while the language of the target sentence ℓ^τ is always English. We then measure the average cosine similarity of the cross-attention vectors of all sentences in ℓ and ℓ' at different decoding time steps t :

$$\text{xsim}_{(\ell, \ell', \ell^\tau)} = \sum_{S \in \mathcal{D}^*} \frac{1}{t} \sum_t c(\times_t(x^1, y), \times_t(x^2, y)), \quad (1)$$

where c is the cosine similarity, $\times_t(\cdot, \cdot)$ is the context vector, i.e., the result of encoder-decoder cross-attention at decoding time step t , and \mathcal{D}^* is a subset of \mathcal{D} that consists of sentence triples in source languages ℓ and ℓ' , and target language ℓ^τ (English). We use FLORES-101, consisting of 2,009 multi-parallel sentences. As we need multiple source sentences and a single target sentence, our analysis focuses on many-to-one directions. We only consider cross-attention within the final decoder layer in this analysis, and leave extensions to non-English target languages to future work.

The resulting similarity matrix is displayed in Figure 1 for eight languages. An xsim similarity value of 1 indicates that the encoder representations are identical for all decoding time steps, i.e., the representations are language invariant. Conversely, a low similarity suggests that the representations are dissimilar on average, indicating that they are far from being language invariant. From the matrix, we can observe several patterns. High-resource languages tend to have relatively high similarity with other high-resource languages. For instance, the similarity between French and Portuguese, $\text{xsim}_{(\text{fr}, \text{pt}, \text{en})}$, is 0.86, and between Greek

	ja	fr	el	pt	gl	az	bs	ta
ja (203K)	1	0.76	0.74	0.76	0.75	0.69	0.76	0.61
fr (190K)	0.76	1	0.78	0.86	0.84	0.69	0.82	0.59
el (131K)	0.74	0.78	1	0.78	0.77	0.67	0.78	0.59
pt (52K)	0.76	0.86	0.78	1	0.86	0.69	0.82	0.59
gl (10K)	0.75	0.84	0.77	0.86	1	0.68	0.81	0.58
az (5.8K)	0.69	0.69	0.67	0.69	0.68	1	0.69	0.61
bs (5.6K)	0.76	0.82	0.78	0.82	0.81	0.69	1	0.59
ta (5.0K)	0.61	0.59	0.59	0.59	0.58	0.61	0.59	1

Figure 1: Average cosine similarities between context vectors (see Equation 1) for different source language combinations into English. Train data size is shown between brackets. The higher the similarity, the higher the degree of language invariance.

and French, $\text{xsim}_{(\text{el}, \text{fr}, \text{en})}$, is 0.78. Furthermore, we find that some low-resource languages, such as Galician (gl) and Bosnian (bs), have high similarities with high-resource languages. These languages benefit greatly from multilingual modeling, as evidenced by an increase of 16.8 and 20.1 BLEU points, respectively, compared to their bilingual scores. Other low-resource languages, such as Tamil (ta), do not have high similarities with high-resource languages. These languages do not benefit as much from transfer, as demonstrated by a small increase of only 3.6 BLEU points in the case of Tamil. A full version of the similarity matrix can be found in Appendix B.2.

Connecting representations to BLEU We quantify the potential for knowledge transfer into language $\ell \in L$ from other languages $\ell' \in L \setminus \{\ell\}$, by connecting context vector similarity and translation quality. To the best of our knowledge, this is the first approach that quantifies transfer at the representational level. We define the *Representational Transfer Potential* (RTP) as follows:

$$\text{RTP}_{(\ell)} = \sum_{\ell' \in L \setminus \{\ell, \text{en}\}} \frac{\Delta B(\ell, \ell')}{\max |\Delta B(\ell, \ell')|} \text{xsim}_{(\ell, \ell', \text{en})}, \quad (2)$$

where $\Delta B(\ell, \ell')$ is the difference in bilingual BLEU scores between the languages when translating into English, which can be thought of as an upper bound for the potential transfer between ℓ and

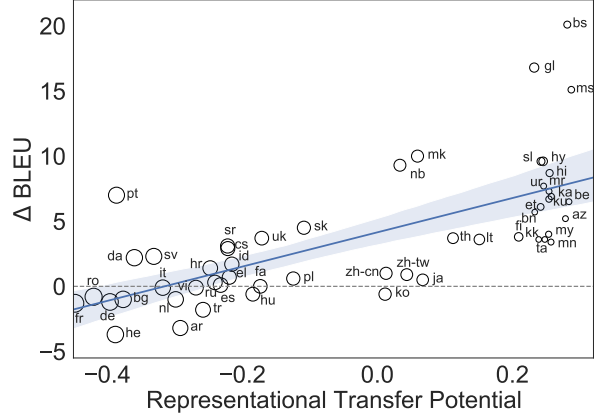


Figure 2: The x-axis represents Representational Transfer Potentials (RTP), which measure the total transfer potential for a language (as detailed in Equation 2), on FLORES-101. The y-axis illustrates the difference in BLEU scores (multilingual BLEU - bilingual BLEU) on FLORES-101. The size of the dots indicates the bilingual BLEU score. The correlation coefficient (Spearman’s ρ) is .77 and it is statistically significant ($p < 0.001$). The trend illustrates that a higher RTP value is positively associated with changes in translation performance in a multilingual setting.

ℓ' . $\Delta B(\ell, \ell')$ is then weighted by the average representational similarity between ℓ and ℓ' when translating into English, $\text{xsim}_{(\ell, \ell', \text{en})}$ (see Equation 1). RTP thus shows to what extent languages act as donor, i.e., benefiting other languages, or recipient, i.e., benefiting from other languages. Positive transfer can occur when a language ℓ' has better translation performance than ℓ , which increases the weighted RTP $_{(\ell)}$ score. Negative transfer can occur when language ℓ' has worse translation performance than ℓ , which decreases the score. It is important to note that RTP is *not* a language score, but rather a score of a language dataset in the context of other language datasets. Thus, RTP depends on the languages involved and the available resources in a dataset.

In Figure 2, we plot the resulting RTP scores on the x-axis, and the changes in BLEU scores in a multilingual model versus a bilingual model on the y-axis. We observe a significant and strongly positive correlation ($\rho = .77, p < 0.001$), where a higher RTP score implies increased translation performance, and a lower RTP score implies lower translation performance. Consider Hebrew (he), which has high similarities with lower performing languages, and smaller similarities with better performing languages. Therefore, RTP can correctly predict that Hebrew *does not* benefit from

the multilingual setup, which is evidenced by its negative RTP score (-0.39) and decreased BLEU score (-3.7). On the other hand, Bosnian (bs) has a relatively high RTP score of $.28$, meaning it is similar to languages with stronger translation quality. Bosnian is the language that benefits most from the multilingual setup ($+20.1$ BLEU). This means that the resulting differences in translation quality are due to knowledge transfer as captured by the RTP score, and not as a side effect of increased target data size. However, it is worth mentioning that this trend is not perfect and can only explain part of the transfer. For instance, Galician and Finnish have similar RTP scores ($.23$ and $.21$) but the increase in translation quality for Galician is far greater: 16.8 vs 3.8 for Finnish. The discrepancies in RTP scores among different language pairs warrant further investigation.

To ensure the validity and generalizability of our RTP analysis findings beyond a single test dataset (FLORES-101), we incorporate NTREX-128 (Federmann et al., 2022) which consists of 1997 multi-parallel sentences in 128 languages. For NTREX-128, we again observe a strongly positive correlation ($\rho = .73, p < 0.001$), further establishing the relationship between RTP and translation quality. See Appendix B.1 Figure 4 for the corresponding plot. We also perform ablations on RTP and compare to linguistic baselines, which are detailed in Appendix B.1. We conclude that RTP has far better correlation with translation quality compared to ablations and linguistic baselines.

Next, we will investigate characteristics that are relevant for transfer and test to what extent they can predict xsim.

3 Analyzing Causes for Transfer

Our objective is to use dataset and linguistic features to predict the representational similarities $\text{xsim}_{(\ell, \ell', y)}$, as defined in Equation 1.

3.1 Data Features and Linguistic Features

Dataset size: The difference in training data size for two languages may serve as a predictor for transfer. It is likely that a low-resource language would benefit from a high-resource language. Let S_ℓ denote the number of parallel sentences to English for language ℓ , and $S_{\ell'}$ be defined similarly for language ℓ' . We then compute the ratio of the

smaller value to the larger value as follows:

$$S_{(\ell, \ell')} = \frac{\min(S_\ell, S_{\ell'})}{\max(S_\ell, S_{\ell'})}. \quad (3)$$

Since xsim is symmetric, we design features that are also symmetric, when applicable.

Vocabulary occupancy: We calculate the difference in vocabulary occupancy for ℓ and ℓ' . The fraction of the vocabulary that is used by a language captures information about how well the subwords are optimized for that language. Let V_ℓ be the set of unique subwords in vocabulary V that are present in the training data S_ℓ of language ℓ . The vocabulary occupancy is then computed as: $|V_\ell|/|V|$. $V_{\ell'}$ is defined similarly. The vocabulary occupancy ratio between ℓ and ℓ' is defined as:

$$V_{(\ell, \ell')} = \frac{\min(|V_\ell|/|V|, |V_{\ell'}|/|V|)}{\max(|V_\ell|/|V|, |V_{\ell'}|/|V|)}. \quad (4)$$

Source subword overlap: We measure the similarity between the (subword) vocabularies of language ℓ and language ℓ' . This is calculated by taking the ratio of the number of subwords that are common to both languages ($|V_\ell \cap V_{\ell'}|$) and the total number of unique subwords in both languages ($|V_\ell \cup V_{\ell'}|$) according to the following equation:

$$O_{\text{src}(\ell, \ell')} = \frac{|V_\ell \cap V_{\ell'}|}{|V_\ell \cup V_{\ell'}|}. \quad (5)$$

We also investigated the use of frequency-weighted subwords, which produced similar results.

Multi-parallel overlap: We are interested to see how generating identical target sentences (in English) affects transfer. To calculate this, we take the ratio of the number of multi-parallel sentences shared by the languages ℓ and ℓ' , denoted as $S_{\ell'} \cap S_\ell$, to the total number of training sentences in both languages ($S_{\ell'} \cup S_\ell$):

$$S_{\text{shared}(\ell, \ell')} = \frac{|S_{\ell'} \cap S_\ell|}{|S_{\ell'} \cup S_\ell|}. \quad (6)$$

Target n-gram overlap: We also measure the similarity between the *generated* target n-grams for the languages. This is similar to the (weighted) source subword overlap but applied to the target side. Let $S_{(\ell, \ell^p)}$ be the set of aligned training sentence pairs of language ℓ with pivot language ℓ^p (English is taken as pivot here). The (weighted) target subword overlap is then defined as:

$$O_{\text{tgt}(\ell, \ell')} = \sum_i \sum_n n\text{-g}(S_{(\ell', \ell^p)}^i) \cdot n\text{-g}(S_{(\ell, \ell^p)}^i) \cdot n, \quad (7)$$

where $n\text{-g}(\cdot)$ is the n -gram count in a sentence. We have also experimented with higher-order n -grams, and found similar results as unigram, thus we only report the results for unigram.

Linguistic features: We adopt five linguistic features, as described in Lin et al. (2019): geographic distance, genetic distance (derived from language descent tree), inventory distance (k NN-based phonological inventory vectors, distinct from phonological distance), syntactic distance, and phonological distance.

3.2 Experimental Setup

We treat the prediction of the representational similarities $\text{xsim}_{(\ell, \ell', \ell^\tau)}$ (see Equation 1) when translating into target language ℓ^τ (English) between source languages ℓ and ℓ' as a regression problem. We use the features described in the previous subsection as input variables. To account for variations in feature values across different language pairs, we scale the features between 0 and 1. We consider all 52 source languages. Considering that representational similarities are symmetric, and discarding combinations where $\ell = \ell'$, the resulting number of to be predicted representational similarities is $\frac{(52 \cdot 52) - 52}{2} = 1326$. We use a leave-one-out cross-validation approach, leaving out all similarities for a single language in each round. To evaluate the performance of the model, we use the average (over all language pairs) mean absolute error (MAE) as the evaluation metric. Since different machine learning algorithms have different inductive biases, we train and evaluate three regression models using the scikit-learn library (Pedregosa et al., 2011): linear regression (LR), multilayer perceptron (MLP), and gradient boosting (GB). The detailed hyper-parameter settings used for each model can be found in Appendix A.2.

3.3 Prediction Results

The results for predicting representational similarities are shown in Table 3. First, combined features lead to better MAE scores than single features. Using all dataset features results in better predictions than using all linguistic features, and combining dataset and linguistic features results in best results for all algorithms. Furthermore, all single features have the potential to improve over a naïve baseline (random input), indicating that they have at least some predictive power.

	Regressor	LR	MLP	GB
	baseline (noise)	0.061	0.061	0.061
dataset	dataset size	0.052	0.052	0.046
	vocabulary occupancy	0.041	0.041	0.035
	multi-parallel overlap	0.047	0.042	0.034
	source subword overlap	<u>0.040</u>	<u>0.036</u>	<u>0.031</u>
	target subword overlap	0.050	0.046	0.042
linguistic	geographic distance	0.062	0.053	<u>0.049</u>
	genetic distance	0.054	0.053	<u>0.049</u>
	inventory distance	0.062	0.061	0.055
	syntactic distance	<u>0.051</u>	<u>0.050</u>	0.050
	phonological distance	0.061	0.061	0.052
	all data	0.031	0.029	0.021
	all linguistic	0.049	0.043	0.034
	all data + all linguistic	0.028	0.025	0.016

Table 3: Mean absolute error (MAE) scores averaged over language pairs for transfer prediction, i.e., predicting $\text{xsim}_{(\ell, \ell', \ell^\tau)}$ (similarity scores between languages ℓ and ℓ' when translating into English, see Equation 1) using data features and linguistic features (Section 3.1). Best scores per regressor in **bold** and per feature class underlined.

3.4 Feature Importance

We investigate the importance of features to gain a better understanding of their role in transfer.

Linear regression coefficients: Weight coefficients are used as a crude measure of feature importance. These coefficients quantify the conditional association between the target xsim and a given feature, while holding other features constant. The sign of the coefficients shows the direction of the association, and the magnitude is an indication of the strength of the association. In Figure 3, we can see that multi-parallel overlap, source subword overlap, and vocabulary occupancy have the largest positive weights among the data features, which implies that these features are positively associated with the target variable and have a strong influence on the prediction. Furthermore, Genetic and Syntactic distance have the highest importance among the linguistic features.

Permutation importance: To further understand the importance of each feature, we additionally calculate permutation feature importance scores (Breiman, 2001; Fisher et al., 2019). This method evaluates the decrease in model score when a single feature value is randomly shuffled. This model-agnostic procedure breaks the relationship between the feature and the target, thus the drop in the model score is indicative of how much the model depends on the feature. The results using permutation feature importance are consistent with the results obtained using linear regression coefficients. Specifi-

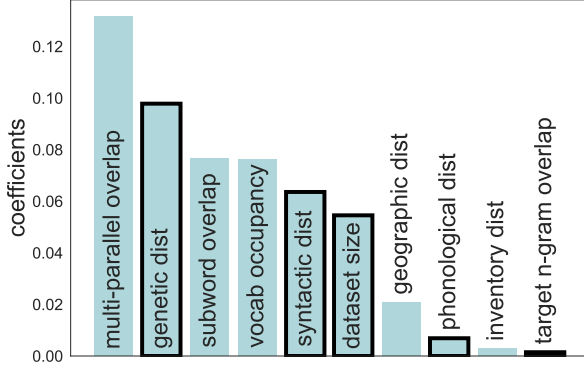


Figure 3: Feature importance for transfer prediction: linear regression sign of coefficients. Absolute values are plotted. Black line indicates negative coefficient (e.g., genetic distance is negative).

cally, we find that multi-parallel overlap is the most important feature for all three regression models. Source subword overlap is also important for MLP and GB, and slightly less for LR. Vocabulary occupancy and dataset size also score relatively high on importance. Genetic distance is consistently the most important linguistic feature among all models. For more details, the permutation feature importance plots can be found in Appendix B.3.

4 Optimising for Representational Invariance

Some features that we have shown to be predictive of transfer have been used in previous work. Higher vocab overlap leads to more positive transfer in multilingual language models (Chung et al., 2020; Patil et al., 2022) and mNMT models (Sun et al., 2022). Temperature sampling (Arivazhagan et al., 2019) is a well-known method that controls the ratio of samples from different language pairs, and can be thought of as influencing the dataset size feature. Backtranslated data can be used for similar effect (Liao et al., 2021). As for the linguistic features, grouping languages by their linguistic similarity and geographic proximity outperforms English-centric models (Oncevay et al., 2020; Fan et al., 2021). In contrast, there are no such methods for multi-parallel data, even though our analysis shows that this data has a strong relationship with knowledge transfer. All multilingual NMT models are still trained on *bilingual* sentence pairs, like standard NMT models. In this section, we describe a method that explicitly leverages the characteristics of multi-parallel data.

We introduce an auxiliary similarity loss that en-

courages context vectors to be more similar when generating the same target token. When sampling a parallel batch, consisting of a source sentence x and the corresponding target sentence y , we optimize the cross-entropy loss as usual. When sampling a multi-parallel batch, consisting of meaning equivalent triples $\{x^1, x^2, y\}$ (as defined in Section 2.3), such that $y \neq x^1$ and $x^1 \neq x^2$, we optimize a similarity loss function:

$$\mathcal{L}_{\text{xsim}}(x^1, x^2, y) = \sum_{t=1}^n s(\times_t(x^1, y), \times_t(x^2, y)), \quad (8)$$

where $s(\cdot, \cdot)$ is a similarity function and $\times_t(\cdot, \cdot)$ is the context vector resulting from the cross-attention at decoding timestep t . The goal of minimizing the similarity loss is to encourage representations that are invariant across languages. The final learning objective for multi-parallel batches (x^1, x^2, y) combines minimizing the similarity loss ($\mathcal{L}_{\text{xsim}}$) and cross-entropy (\mathcal{L}_{CE}):

$$\mathcal{L}_{(x^1, x^2, y)} = \lambda \mathcal{L}_{\text{xsim}}(x^1, x^2, y) + \sum_{i=1}^2 \mathcal{L}_{\text{CE}}(x^i, y). \quad (9)$$

4.1 Experimental Setup

We follow the setup as described in Section 2.1 and make the following modifications: 1) we sample parallel and multi-parallel batches in a 1:1 ratio, 2) for the multi-parallel batches, we optimize an auxiliary cosine similarity loss and set weight to $\lambda = 1$. To reduce the impact of a small number of dimensions that can dominate similarity metrics, known as rogue dimensions (Timkey and van Schijndel, 2021), we subtract the mean context vector \bar{c} from each context vector in the batch before calculating similarities. If we sample a batch where English is *not* the target, we do not calculate a similarity loss, i.e., $\lambda = 0$. Note, that our method does not require a dataset that is fully multi-parallel. The parallel dataset consists of all $X \rightarrow \text{En}$ and $\text{En} \rightarrow X$ pairs. Its size is 10M pairs. The multi-parallel dataset consists of all (x^1, x^2) source combinations, with target y fixed to English. The dataset size is 5.9M triples.

4.2 Results

We include results for our method on both in-domain (TED) and out-of-domain test sets (FLORES-101), for both many-to-many as well as many-to-one models. Table 4 shows BLEU

	FLORES-101			TED		
	low (<10K) 12 languages	mid (10K-150K) 23 languages	high (>150K) 17 languages	low (<10K) 12 languages	mid (10K-150K) 23 languages	high (>150K) 17 languages
many-to-many	9.7	16.8	17.9	20.5	30.2	31.2
+ xsim	11.5 *(12/0)	17.8 *(18/0)	17.4*(0/13)	21.8 *(12/0)	30.7 *(14/1)	30.4*(0/14)
many-to-one	8.8	14.6	15.0	19.9	27.9	27.2
+ xsim	10.8 *(12/0)	15.7 *(16/2)	14.5*(0/10)	22.0 *(12/0)	28.8 *(14/2)	26.6*(0/11)

Table 4: X→En BLEU on FLORES-101 and TED test for multilingual many-to-many and many-to-one models, compared to including our auxiliary similarity loss (+ xsim). $*(n/m)$ denote the fraction of scores in a bucket that are significantly better (n) or worse (m) to the bilingual baseline, according to bootstrap resampling.

scores and a comparison to the baselines. Adding our similarity loss yields improvements for low- and mid-resource languages, in both many-to-many and many-to-one models. Many-to-many models have the best performance on all aggregated test score buckets. Lowest resource languages benefit most from this approach, with an average BLEU increase of +1.8 and +1.3 (many-to-many). This makes sense, since \mathcal{L}_{sim} encourages the representations of these languages to be more similar to other languages, most of which have better performance. Mid-resource languages also benefit from adding \mathcal{L}_{sim} : +1.0 and +0.5 average increase for FLORES-101 and TED. Higher resource languages suffer from adding the auxiliary loss (−0.5 for FLORES-101, −0.8 for TED). These results demonstrate that lower- and mid-resource languages improve when explicitly optimizing for language invariance using multi-parallel data. Higher-resource languages pay a small price in performance. This trend holds for in- and out-of-domain test sets, and different types of multilingual models.

5 Related Work

Analyzing mNMT Several studies have investigated model representations of multilingual translation models. Investigating representations using Singular Value Canonical Correlation Analysis (SVCCA, Raghu et al., 2017) showed that encoder representations cluster on linguistic similarity, and encoder representations are dependent on the target language (Kudugunta et al., 2019). Additionally, the set of most important attention heads are similar across language pairs, which enables language clustering (Kim et al., 2021). Furthermore, representations of different languages cluster together when they are semantically related (Johnson et al., 2017; Escolano et al., 2019). In particular, visualising cross-attention per decoding time-step shows

that meaning equivalent sentences generally cluster together (Johnson et al., 2017).

However, the extent of these phenomena has not been quantified per language. Moreover, these studies have primarily focused on representations in isolation, or its relation with linguistic similarity, with less focus on the role of representations in knowledge transfer. In contrast, we explicitly connect representations to transfer, which allows for a deeper understanding of the impact of transfer on translation quality.

Utilising multi-parallel data Several studies demonstrate the benefit of multi-parallel (multi-way aligned) data on multilingual translation quality (Freitag and Firat, 2020; Xu et al., 2022). Parallel datasets contain a large number of hidden multi-parallel sentences that remain unused. By combining examples from different language pairs with identical English counterparts, the valuable multi-parallel structure of these sentences can be resurfaced (Freitag et al., 2020).

However, these approaches only add multi-parallel data, but do not explicitly exploit multi-parallel properties as part of the learning objective. In contrast, we apply an auxiliary loss that explicitly makes use of multi-parallel data properties.

6 Conclusion

Previous research has primarily measured knowledge transfer in terms of BLEU scores, leaving open the question of whether improvements in translation quality are due to transfer or other factors such as target data distribution. To address this gap, we proposed a new measure of knowledge transfer, Representational Transfer Potential (RTP), which measures the representational similarities between languages. We demonstrated that RTP is capable of measuring both positive and negative transfer (interference). A key finding is that

RTP is positively correlated with improved translation quality, indicating that the observed improvements in translation quality are a result of knowledge transfer rather than other factors. Additionally, we explored the role of dataset and language characteristics in predicting transfer, and found that multi-parallel overlap is highly predictive for the degree of transfer, yet under-explored in existing literature. We proposed a novel learning objective that explicitly leverages multi-parallel properties, by incorporating an auxiliary similarity loss that encourages representations to be invariant across languages. Our results show that a higher degree of invariance yields substantial improvements in translation quality in low- and mid-resource languages.

7 Limitations

While our focus is on English-centric many-to-many and many-to-English models, it is important to note that there has been prior work that has explored non-English-centric setups, such as the studies by [Fan et al. \(2021\)](#) and [Freitag and Firat \(2020\)](#). This may present limitations in the generalizability of our results to other multilingual settings. While our analysis already uses 53 languages, we did not measure to what extent our findings hold when using even more languages. Furthermore, our training data size is relatively small which may affect model performance. We use TED instead of the larger OPUS-100 dataset, because TED has higher translation quality and consists of partly multi-parallel data.

8 Broader Impact

In general, machine translation poses potential risks such as mistranslation. This risk is higher for low-resource languages. Our method of explicitly aligning representations likely results in less risk for low-resource languages, since the translation quality is improved, and increased risk for high-resource languages.

References

Roei Aharoni, Melvin Johnson, and Orhan Firat. 2019. [Massively multilingual neural machine translation](#). In *Proceedings of the 2019 Conference of the North American Chapter of the Association for Computational Linguistics*, pages 3874–3884, Minneapolis, Minnesota. Association for Computational Linguistics.

Naveen Arivazhagan, Ankur Bapna, Orhan Firat, Dmitry Lepikhin, Melvin Johnson, Maxim Krikun, Mia Xu Chen, Yuan Cao, George Foster, Colin Cherry, Wolfgang Macherey, Zhifeng Chen, and Yonghui Wu. 2019. [Massively multilingual neural machine translation in the wild: findings and challenges](#). *arXiv:1907.05019 [cs]*. ArXiv: 1907.05019.

Leo Breiman. 2001. [Random Forests](#). *Springer*, 45:5–32.

Hyung Won Chung, Dan Garrette, Kiat Chuan Tan, and Jason Riesa. 2020. [Improving multilingual models with language-clustered vocabularies](#). In *Proceedings of the 2020 Conference on Empirical Methods in Natural Language Processing (EMNLP)*, pages 4536–4546, Online. Association for Computational Linguistics.

Alexis Conneau, Shijie Wu, Haoran Li, Luke Zettlemoyer, and Veselin Stoyanov. 2020. [Emerging cross-lingual structure in pretrained language models](#). In *Proceedings of the 58th Annual Meeting of the Association for Computational Linguistics*, pages 6022–6034, Online. Association for Computational Linguistics.

Carlos Escolano, Marta R. Costa-jussà, and José A. R. Fonollosa. 2019. [From bilingual to multilingual neural machine translation by incremental training](#). In *Proceedings of the 57th Annual Meeting of the Association for Computational Linguistics: Student Research Workshop*, pages 236–242, Florence, Italy. Association for Computational Linguistics.

Carlos Escolano, Marta Ruiz Costa-jussà, and José A. R. Fonollosa. 2022. [Multilingual Machine Translation: Deep Analysis of Language-Specific Encoder-Decoders](#). *Journal of Artificial Intelligence Research*, 73:1535–1552.

Angela Fan, Shruti Bhosale, Holger Schwenk, Zhiyi Ma, Ahmed El-Kishky, Siddharth Goyal, Man-deep Baines, Onur Celebi, Guillaume Wenzek, Vishrav Chaudhary, Naman Goyal, Tom Birch, Vitaliy Liptchinsky, Sergey Edunov, Edouard Grave, Michael Auli, and Armand Joulin. 2021. [Beyond English-centric multilingual machine translation](#). *Journal of Machine Learning Research*, 22(107):1–48.

Christian Federmann, Tom Kocmi, and Ying Xin. 2022. NTREX-128 – News Test References for MT Evaluation of 128 Languages. In *Proceedings of the First Workshop on Scaling Up Multilingual Evaluation*, pages 21–24, Online. Association for Computational Linguistics.

Aaron Fisher, Cynthia Rudin, and Francesca Dominici. 2019. [All Models are Wrong, but Many are Useful: Learning a Variable’s Importance by Studying an Entire Class of Prediction Models Simultaneously](#). *Journal of Machine Learning Research*, 20(177):1–81.

- Markus Freitag and Orhan Firat. 2020. [Complete multilingual neural machine translation](#). In *Proceedings of the Fifth Conference on Machine Translation*, pages 548–558, Online. Association for Computational Linguistics.
- Markus Freitag, David Grangier, and Isaac Caswell. 2020. [BLEU might be guilty but references are not innocent](#). In *Proceedings of the 2020 Conference on Empirical Methods in Natural Language Processing (EMNLP)*, pages 61–71, Online. Association for Computational Linguistics.
- Naman Goyal, Cynthia Gao, Vishrav Chaudhary, Peng-Jen Chen, Guillaume Wenzek, Da Ju, Sanjana Krishnan, Marc’Aurelio Ranzato, Francisco Guzman, and Angela Fan. 2021. [The FLORES-101 Evaluation Benchmark for Low-Resource and Multilingual Machine Translation](#). *arXiv:2106.03193 [cs]*. ArXiv: 2106.03193.
- Thanh-Le Ha, Jan Niehues, and Alexander Waibel. 2016. [Toward multilingual neural machine translation with universal encoder and decoder](#). In *Proceedings of the International Workshop on Spoken Language Translation (IWSLT)*, Seattle, Washington.
- Melvin Johnson, Mike Schuster, Quoc V. Le, Maxim Krikun, Yonghui Wu, Zhifeng Chen, Nikhil Thorat, Fernanda Viégas, Martin Wattenberg, Greg Corrado, Macduff Hughes, and Jeffrey Dean. 2017. [Google’s multilingual neural machine translation system: enabling zero-shot translation](#). *Transactions of the Association for Computational Linguistics*, 5:339–351.
- Karthikeyan K, Zihan Wang, Stephen Mayhew, and Dan Roth. 2020. [Cross-lingual ability of multilingual BERT: an empirical study](#). In *International Conference on Learning Representations*, Online.
- Zae Myung Kim, Laurent Besacier, Vassilina Nikoulina, and Didier Schwab. 2021. [Do Multilingual Neural Machine Translation Models Contain Language Pair Specific Attention Heads?](#) In *Findings of the Association for Computational Linguistics: ACL-IJCNLP 2021*, pages 2832–2841, Online. Association for Computational Linguistics.
- Diederik P. Kingma and Jimmy L. Ba. 2015. [Adam: a method for stochastic optimization](#). In *International conference on learning representations*, San Diego, California.
- Tom Kocmi and Ondřej Bojar. 2018. [Trivial transfer learning for low-resource neural machine translation](#). In *Proceedings of the Third Conference on Machine Translation*, pages 244–252, Belgium, Brussels. Association for Computational Linguistics.
- Sneha Kudugunta, Ankur Bapna, Isaac Caswell, and Orhan Firat. 2019. [Investigating multilingual NMT representations at scale](#). In *Proceedings of the 2019 Conference on Empirical Methods in Natural Language Processing and the 9th International Joint Conference on Natural Language Processing*, pages 1565–1575, Hong Kong, China. Association for Computational Linguistics.
- Baohao Liao, Shahram Khadivi, and Sanjika Hewavitharana. 2021. [Back-translation for Large-Scale Multilingual Machine Translation](#). In *Proceedings of the Sixth Conference on Machine Translation*, pages 418–424, Online. Association for Computational Linguistics.
- Yu-Hsiang Lin, Chian-Yu Chen, Jean Lee, Zirui Li, Yuyan Zhang, Mengzhou Xia, Shruti Rijhwani, Junxian He, Zhisong Zhang, Xuezhe Ma, Antonios Anastasopoulos, Patrick Littell, and Graham Neubig. 2019. [Choosing Transfer Languages for Cross-Lingual Learning](#). In *Proceedings of the 57th Annual Meeting of the Association for Computational Linguistics*, pages 3125–3135, Florence, Italy. Association for Computational Linguistics.
- Graham Neubig and Junjie Hu. 2018. [Rapid adaptation of neural machine translation to new languages](#). In *Proceedings of the 2018 Conference on Empirical Methods in Natural Language Processing*, pages 875–880, Brussels, Belgium. Association for Computational Linguistics.
- Arturo Oncevay, Barry Haddow, and Alexandra Birch. 2020. [Bridging linguistic topology and multilingual machine translation with multi-view language representations](#). In *Proceedings of the 2020 Conference on Empirical Methods in Natural Language Processing (EMNLP)*, pages 2391–2406, Online. Association for Computational Linguistics.
- Kishore Papineni, Salim Roukos, Todd Ward, and Wei-Jing Zhu. 2002. [BLEU: a method for automatic evaluation of machine translation](#). In *Proceedings of the 40th Annual Meeting of the Association for Computational Linguistics*, page 311, Philadelphia, Pennsylvania. Association for Computational Linguistics.
- Vaidehi Patil, Partha Talukdar, and Sunita Sarawagi. 2022. [Overlap-based Vocabulary Generation Improves Cross-lingual Transfer Among Related Languages](#). In *Proceedings of the 60th Annual Meeting of the Association for Computational Linguistics and the 11th International Joint Conference on Natural Language Processing*, Dublin, Ireland. Association for Computational Linguistics.
- Fabian Pedregosa, Gaël Varoquaux, Alexandre Gramfort, Vincent Michel, Bertrand Thirion, Olivier Grisel, Mathieu Blondel, Peter Prettenhofer, Ron Weiss, Vincent Dubourg, Jake Vanderplas, Alexandre Passos, David Cournapeau, Matthieu Brucher, Matthieu Perrot, and Edouard Duchesnay. 2011. [Scikit-learn: Machine Learning in Python](#). *Journal of Machine Learning Research*, 12(85):2825–2830.
- Matt Post. 2018. [A call for clarity in reporting BLEU scores](#). In *Proceedings of the Third Conference on Machine Translation: Research Papers*, pages 186–191, Belgium, Brussels. Association for Computational Linguistics.

- Ofir Press and Lior Wolf. 2017. [Using the output embedding to improve language models](#). In *Proceedings of the 15th Conference of the European Chapter of the Association for Computational Linguistics*, pages 157–163, Valencia, Spain. Association for Computational Linguistics.
- Ye Qi, Devendra Sachan, Matthieu Felix, Sarguna Padmanabhan, and Graham Neubig. 2018. [When and why are pre-trained word embeddings useful for neural machine translation?](#) In *Proceedings of the 2018 Conference of the North American Chapter of the Association for Computational Linguistics*, pages 529–535, New Orleans, Louisiana. Association for Computational Linguistics.
- Maithra Raghu, Justin Gilmer, Jason Yosinski, and Jascha Sohl-Dickstein. 2017. [SVCCA: singular vector canonical correlation analysis for deep learning dynamics and interpretability](#). In *Advances in Neural Information Processing Systems*, volume 30, pages 6076–6085. Curran Associates, Inc.
- Rico Sennrich, Barry Haddow, and Alexandra Birch. 2016. [Neural machine translation of rare words with subword units](#). In *Proceedings of the 54th Annual Meeting of the Association for Computational Linguistics*, pages 1715–1725, Berlin, Germany. Association for Computational Linguistics.
- Nitish Srivastava, Geoffrey Hinton, Alex Krizhevsky, Ilya Sutskever, and Ruslan Salakhutdinov. 2014. [Dropout: a simple way to prevent neural networks from overfitting](#). *The Journal of Machine Learning Research*, 15(1):1929–1958.
- Simeng Sun, Angela Fan, James Cross, Vishrav Chaudhary, Chau Tran, Philipp Koehn, and Francisco Guzmán. 2022. [Alternative Input Signals Ease Transfer in Multilingual Machine Translation](#). In *Proceedings of the 60th Annual Meeting of the Association for Computational Linguistics (Volume 1: Long Papers)*, pages 5291–5305, Dublin, Ireland. Association for Computational Linguistics.
- Christian Szegedy, Vincent Vanhoucke, Sergey Ioffe, and Jon Shlens. 2016. [Rethinking the inception architecture for computer vision](#). In *IEEE Conference on Computer Vision and Pattern Recognition (CVPR)*, pages 2818–2826, Las Vegas, Nevada. IEEE.
- William Timkey and Marten van Schijndel. 2021. [All Bark and No Bite: Rogue Dimensions in Transformer Language Models Obscure Representational Quality](#). In *Proceedings of the 2021 Conference on Empirical Methods in Natural Language Processing*, pages 4527–4546, Online and Punta Cana, Dominican Republic. Association for Computational Linguistics.
- Ashish Vaswani, Noam Shazeer, Niki Parmar, Jakob Uszkoreit, Llion Jones, Aidan N. Gomez, Łukasz Kaiser, and Illia Polosukhin. 2017. [Attention is all you need](#). In *Advances in Neural Information Processing Systems (NIPS)*, Long Beach, California. Neural Information Processing Systems (NIPS). ArXiv: 1706.03762.
- Yulin Xu, Zhen Yang, Fandong Meng, and Zhou Jie. 2022. [EAG: Extract and Generate Multi-way Aligned Corpus for Complete Multi-lingual Neural Machine Translation](#). In *Proceedings of the 60th Annual Meeting of the Association for Computational Linguistics and the 11th International Joint Conference on Natural Language Processing*, Dublin, Ireland. Association for Computational Linguistics.
- Biao Zhang, Philip Williams, Ivan Titov, and Rico Sennrich. 2020. [Improving massively multilingual neural machine translation and zero-shot translation](#). In *Proceedings of the 58th Annual Meeting of the Association for Computational Linguistics*, Seattle, Washington.
- Barret Zoph, Deniz Yuret, Jonathan May, and Kevin Knight. 2016. [Transfer learning for low-resource neural machine translation](#). In *Proceedings of the 2016 Conference on Empirical Methods in Natural Language Processing*, pages 1568–1575, Austin, Texas. Association for Computational Linguistics.

A Experimental Setup

A.1 Translation Models

We use the Transformer Base architecture (6 layers, model dimension 512, hidden dimension 2048 and 8 attention heads) and share all parameters between all language pairs (Ha et al., 2016; Johnson et al., 2017). We use Adam (Kingma and Ba, 2015) ($\beta_1 = 0.9$, $\beta_2 = 0.98$ and $\epsilon = 10^{-9}$) to optimize a label smoothed (Szegedy et al., 2016) (smoothing=0.1) cross entropy loss function. To be able to make use of multilingual data within a single system we use a target-language prefix tag to each source sentence (Johnson et al., 2017; Ha et al., 2016). We tie the weights of the decoder input embeddings and the decoder softmax layer (Press and Wolf, 2017) and apply a 0.2 dropout rate (Srivastava et al., 2014) on the sum of the input- and positional embeddings, on the output of each sublayer, on the output after the ReLU activation in each feedforward sublayer, and to the attention weights. The resulting model has 93M trainable parameters. We use a batch size of 25k tokens. Following Neubig and Hu (2018) and Aharoni et al. (2019), we do not use temperature sampling. Models are implemented in our open-source translation system. All models we train converge in approximately 2 days of training, using 4x NVIDIA TITAN V (12GB) GPUs.

metric	ρ	p
RTP	.77	< .001
only Δ BLEU	.56	< .001
only xsim	0.28	< .05
genetic distance	-.11	> .30
inventory distance	-.14	> .30
syntactic distance	.14	> .30
phonological distance	-.13	> .30
combined distances	-.01	> .30

Table 5: RTP ablations and linguistic baselines, calculated on FLORES-101.

A.2 Regressors

For MLP and GB, we report the average score over 3 random seeds. We do not report STD as it is negligible.

MLP : For the multilayer perceptron, we used hidden layer dimensionality 80 using 3 layers. We use the ReLU activation function, Adam (Kingma and Ba, 2015) ($\beta_1 = 0.9$, $\beta_2 = 0.98$ and $\epsilon = 10^{-9}$).

GB: For the gradient booster, we used squared error, 0.1 learning rate, and 100 estimators.

B Additional Results

B.1 Representational Transfer Potential

Table 5 shows ablations on RTP, and linguistic baselines as described in Lin et al. (2019). We calculate correlation coefficients (Spearman’s ρ) on the metrics and the difference in BLEU scores (multilingual BLEU - bilingual BLEU) on FLORES-101. Removing the xsim term in RTP gives $\rho = .56$, and removing Δ BLEU results in $\rho = 0.77$. The linguistic features do not correlate with BLEU difference. We conclude that RTP has far better correlation with translation quality than linguistic distances and ablations.

Figure 4 shows RTP scores calculated on the NTREX-128 (Federmann et al., 2022) dataset. The trend illustrates that a higher RTP value is positively associated with changes in translation performance in a multilingual setting. The correlation coefficient (Spearman’s ρ) is 0.73 and it is statistically significant ($p < 0.001$). Figures 4 and 2 (RTP vs delta BLEU on FLORES-101) are highly similar, indicating that RTP generalizes to different test sets.

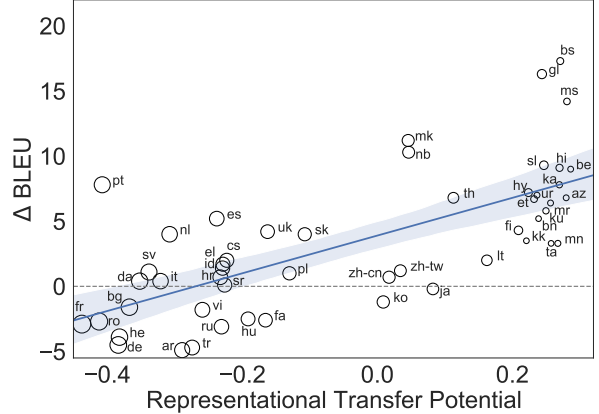


Figure 4: The x-axis represents Representational Transfer Potentials (RTP), which measure the total transfer potential for a language (as detailed in Equation 2), on NTREX-128. The y-axis illustrates the difference in BLEU scores (multilingual BLEU - bilingual BLEU) on NTREX-128. The size of the dots indicates the bilingual BLEU score.

B.2 Encoder Representation Similarity

Figure 5 shows cross-attention similarities between all language combinations.

B.3 Permutation Feature Importances

See Figure 6 for the feature importance box plots.

Figure 5: Cross-attention similarities for all language combinations. Training data size into English depicted between brackets. (Zoom for better visibility.)

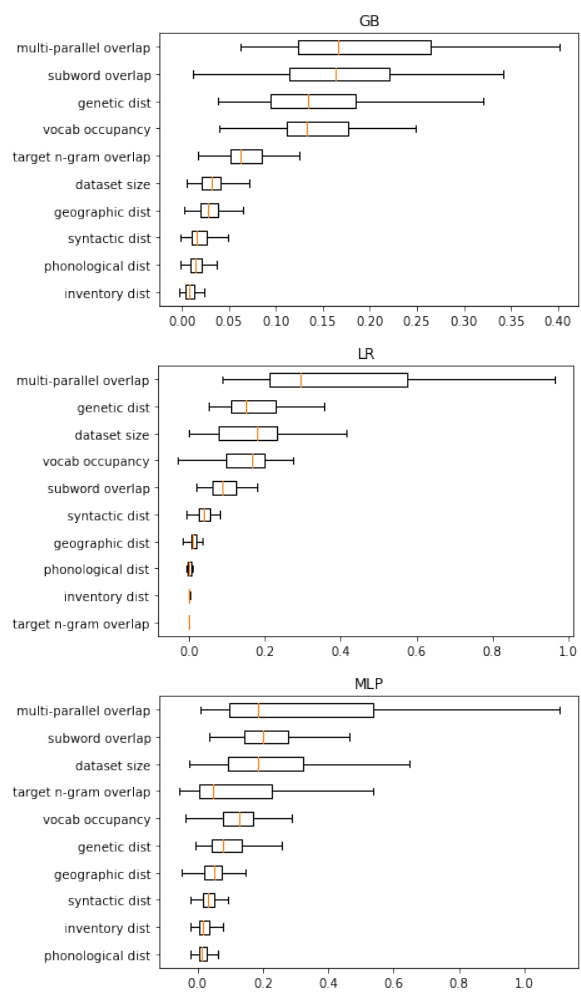


Figure 6: Sorted permutation feature importance scores for LR (top), MLP (middle) and GB (bottom).