

A Topic-aware Summarization Framework with Different Modal Side Information

Xiuying Chen*
CBRC, KAUST
CEMSE, KAUST
Saudi Arabia
xiuying.chen@kaust.edu.sa

Mingzhe Li*
Ant Group
China
limingzhe.lmz@antgroup.com

Shen Gao
Shandong University
China
shengao@sdu.edu.cn

Xin Cheng
Peking University
China
chengxin1998@stu.pku.edu.cn

Qiang Yang
CBRC, KAUST
CEMSE, KAUST
Saudi Arabia
qiang.yang@kaust.edu.sa

Qishen Zhang
Ant Group
China
qishen.zqs@antgroup.com

Xin Gao[†]
CBRC, KAUST
CEMSE, KAUST
Saudi Arabia
xin.gao@kaust.edu.sa

Xiangliang Zhang[†]
University of Notre Dame
CEMSE, KAUST
USA
xzhang33@nd.edu

ABSTRACT

Automatic summarization plays an important role in the exponential document growth on the Web. On content websites such as CNN.com and WikiHow.com, there often exist various kinds of side information along with the main document for attention attraction and easier understanding, such as videos, images, and queries. Such information can be used for better summarization, as they often explicitly or implicitly mention the essence of the article. However, most of the existing side-aware summarization methods are designed to incorporate either single-modal or multi-modal side information, and cannot effectively adapt to each other. In this paper, we propose a general summarization framework, which can flexibly incorporate various modalities of side information. The main challenges in designing a flexible summarization model with side information include: (1) the side information can be in textual or visual *format*, and the model needs to align and unify it with the document into the same semantic space, (2) the side inputs can contain information from various *aspects*, and the model should recognize the aspects useful for summarization. To address these two challenges, we first propose a unified topic encoder, which jointly discovers latent topics from the document and various kinds of side information. The learned topics flexibly bridge and guide the information flow between multiple inputs in a graph encoder through a topic-aware interaction. We secondly propose a triplet contrastive learning mechanism to align the single-modal or multi-modal information into a unified semantic space, where the *summary* quality

is enhanced by better understanding the *document* and *side information*. Results show that our model significantly surpasses strong baselines on three public single-modal or multi-modal benchmark summarization datasets.

CCS CONCEPTS

• Information retrieval → Summarization.

KEYWORDS

abstractive summarization, multimodal summarization

ACM Reference Format:

Xiuying Chen, Mingzhe Li, Shen Gao, Xin Cheng, Qiang Yang, Qishen Zhang, Xin Gao, Xiangliang Zhang. 2023. A Topic-aware Summarization Framework with Different Modal Side Information. In *Proceedings of the 46th International ACM SIGIR Conference on Research and Development in Information Retrieval (SIGIR '23)*, July 23–27, 2023, Taipei, Taiwan. Taipei, Taiwan, 10 pages. <https://doi.org/10.1145/3539618.3591630>

1 INTRODUCTION

The rapid growth of the World Wide Web has led to the flood of information across the Internet [18, 39, 52]. On content websites such as CNN.com, Twitter.com, and WikiHow.com, there are often corresponding images, videos, and side text along with the main document, which can attract readers' attention and help them understand the content better [7, 36, 44, 49]. Herein, we regard the auxiliary images/videos/text as **side information**. Since the side information frequently make reference to the article's main content explicitly or implicitly, such information can also be used to improve summarization quality, as shown by the two examples from CNN and WikiHow Apps in Figure 1. There is also other side information in real-world applications such as citation papers, summary templates, and reader comments, which are helpful for

* Equal contribution.
† Corresponding authors.



This work is licensed under a Creative Commons Attribution International 4.0 License.

SIGIR '23, July 23–27, 2023, Taipei, Taiwan

© 2023 Copyright held by the owner/author(s).

ACM ISBN 978-1-4503-9408-6/23/07.

<https://doi.org/10.1145/3539618.3591630>

summarization [15]. It is thus desired to extend text-based summarization models for taking advantage of the summarization clues included in such side information.

There are previous works exploring utilizing side information from a specific domain. For example, Narayan et al. [35] first proposed to utilize image captions to enhance summarization performance. Other textual side information such as citation papers [1], reader comments [14], user queries [20], prototype templates [13] are also utilized in summarization tasks. Recently, the benefits of visual information on summarization have also been explored. To name a few, Zhu et al. [57] incorporated multimodal images and Li et al. [22] utilized videos to help better summarization. These works are typically designed for one specific modality of side information, while a more generally useful summarization framework should be able to process different modalities of information in a flexible way. Hence, in this paper, we target to address a general summarization framework that can flexibly unify different modal side information with the input document to generate better summaries.

There are two main challenges in this task. The first challenge comes from the different modalities of side information. Regardless of the presented *format* of side information, a summarization model needs to align and unify it with the document into the same semantic space. The other challenge lies in the fact that the side inputs can contain information from various *aspects*, and the model should recognize the aspects useful for summarization. In the first case in Figure 1, only if the summarization model can connect the visual information “earth” and “launching” to the textual information can it generate the informative summary. In the second case in Figure 1, the query describes the question from computer and safety aspects, which should be the focus when making a summary.

In this work, we propose a Unified-Modal Summarization model with Side information (USS) to tackle the above challenges. Firstly, we propose to use topics as the bridge to model the relationship between the main document and the side information. Topics are a subject or theme of documents or videos, and traditional works employ topics as cross-document semantic units to bridge different documents [9]. Moreover, we observe that topics can also be an information bridge for multi-modal inputs. For instance, in the first case in Figure 1, we can use topics “*aerospace*” and “*nature*” to relate the videos with the summary text. Hence, in this work, we expand the topic modeling from single-modal to multi-modal for unifying the main document and various types of side information. For the second challenge, apart from the limited side-document pairs, we utilize rich non-paired side and document inputs in the collected datasets, and propose a cross-modal contrastive learning module to align the main document and side information into a unified semantic space. Concretely, in our model, we first introduce a unified topic model (UTM) to learn the latent topics of the target summary by using the main document and the side information to predict the topic distributions of the summary. Since UTM aims to predict the topic distribution of the target summary, it does not rely on the specific modality attributes of the input. Based on the learned topics, we construct a graph encoder to model the relationship between the main document and side inputs. In this topic-aware graph encoder, we let information from two sources flow through different channels, i.e., by direct edges and indirect edges through topics. In the decoding process, we propose a hierarchical decoder

that attends to multi-granularity nodes in the graph guided by the topics. Moreover, the triplet contrastive learning mechanism pushes the paired document and side representations closer and unpaired representations far away from each other, so as to enhance the model’s capability of understanding the main document and side information.

Our contributions can be summarized as follows:

- We propose a general summarization paradigm that can take advantage of different types of side information in a flexible way to enhance summarization performance.
- To model the interaction between various inputs and unify them into the same semantic space, we propose a unified topic model and a triplet contrastive learning mechanism.
- Empirical results demonstrate that our proposed approach brings substantial improvements over strong baselines on benchmark datasets.

2 RELATED WORK

Summarization with Side Information. Simply relying only on the main body of the document for summarization cues is challenging [23, 32, 54, 56]. In fact, articles in real-world applications often have side information that is beneficial for summarization. A series of works utilized textual side information such as image captions [35], questions [10, 11, 20], prototype summaries [14], citation papers [1, 8], timeline information [6], and prototype templates [13]. Recently, research on multimodal understanding gets popular, and the benefits of using visual information on summarization have also been explored. Gao et al. [15] provided a survey on side information-aware summarization. Side information-aware summarization can also be regarded as a kind of multi-document summarization. Cui and Hu [9], Zhou et al. [55] introduced topic and entity information in the summarization process, respectively. Different from previous works which either take visual or textual side input, we propose a general framework that can be flexibly applied with different types of side inputs.

Topic Modeling Neural topic modeling (NTM) was first proposed by Miao et al. [33], which assumes a Gaussian distribution of the topics in a document. Fu et al. [12], Liu et al. [26], Xie et al. [47], Yang et al. [50] further explored it in the summarization task in the text domain. Specifically, Cui and Hu [9] employed NTM to jointly discover latent topics that can act as cross-document semantic units to bridge different documents and provide global information to guide the summary generation. Liu et al. [25] proposed topic-aware contrastive learning objectives to implicitly model the topic change and handle information scattering challenges for the dialogue summarization task. In this work, we come up with a unified topic model to fit in the unified-modal setting, which requires discovering latent topics beyond single-modal text input.

Contrastive Learning. Contrastive learning is used to learn representations by teaching the model which data samples are similar or not. Due to its excellent performance on self-supervised and semi-supervised learning, it has been widely used in natural language processing. Lee et al. [21] generated positive and negative examples by adding perturbations to the hidden states. Cai et al. [5] augmented contrastive dialogue learning with group-wise dual sampling. It has also been utilized in caption generation [31],

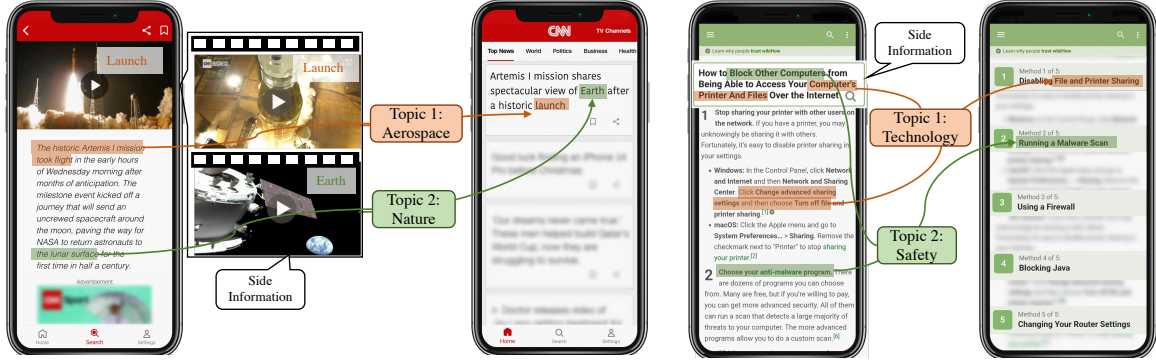


Figure 1: Articles with various side information and summary collected from the CNN and WikiHow APPs. The side information (video and user query) can enhance the summarization performance.

summarization [4, 13, 25, 29], dialog generation [16], machine translation [3, 51] and so on. In this work, we use contrastive learning to unify multimodal information in the summarization task.

3 MODEL

In this section, we first define the task of unified summarization with side information, then describe our USS model in detail.

3.1 Problem Formulation

Given the main document X^d and its side information X^s , we assume there is a ground truth summary $Y = (y_1, y_2, \dots, y_{N_y})$. To be specific, the document X^d is represented as a sequence of words $(x_1^d, x_2^d, \dots, x_{N_d}^d)$. The side information can be in textual or visual formats. For textual side information, it is represented as $X_s = (x_1^s, x_2^s, \dots, x_{N_s}^s)$, and for visual side information, we use X_s to denote the images. N_d and N_s are the word number or the image number in a document or side information. Given X^d and X^s , our model generates a summary $\hat{Y} = \{\hat{y}_1, \hat{y}_2, \dots, \hat{y}_{N_y}\}$. Finally, we use the difference between the generated Y and the gold \hat{Y} as the training signal to optimize the model parameters.

3.2 Overview

Our model is illustrated in Figure 2, which follows the Transformer-based encoder-decoder architecture. We augment the encoder with a unified topic modeling network (§ 3.3) which learns the latent topic representations from source inputs and target summary, based on which a topic-aware graph encoder (§ 3.4) builds graphs for the document and side input, and models their relationship through the learned topics. Correspondingly, we design a summary decoder (§ 3.5) which generates the summary with a topic-aware attention mechanism. To better represent the representations from different spaces, we also design a triplet contrastive learning module (§ 3.6) to align the paired multimodal information into the same space.

3.3 Unified Topic Modeling

We first use a unified topic model (UTM) to establish the relationship between the document and side information. The model takes inspiration from the neural topic model (NTM) [33] which only

applies for textual inputs. We first introduce the NTM, and how we adapt NTM to grasp the semantic meanings of multimodal inputs.

Overall, NTM assumes the existence of K underlying topics throughout the inputs. Concretely, NTM encodes the bag-of-word term vector of the input to a topic distribution variable, based on which it reconstructs the bag-of-word representation. In the reconstruction process, the topic representations can be extracted from a projection matrix. In our UTM, instead of reconstruction, we aim to predict the bag-of-word vector of the target summary based on the two inputs. The benefits are threefold. Firstly, we no longer require the input to be in textual format and can encode various modal semantic meanings of the inputs into the distribution variable. Secondly, we can preserve the most salient information from the inputs, instead of keeping them all, which is consistent with the information filtering attribute of the summarization task. Lastly, the combination of topic modeling on document and side input can better fit the target summary topic distribution.

Concretely, we first process the document X^d into the bag-of-word representation $h^d \in \mathbb{R}^{|V|}$, where $|V|$ is the vocabulary size. The same is true for the side information when it is in the textual format, leading to h^s . When the side information is images or videos, we use EfficientNet [41] to obtain the vector representation, also denoted as h^s . We then employ an MLP encoder to estimate their exclusive priors σ^* and μ^* , which are used to generate the topic variables of the two inputs through a Gaussian softmax:

$$\sigma^* = f_\sigma(h^*), \mu^* = f_\mu(h^*), \quad (1)$$

$$z^* \sim \mathcal{N}(\sigma^*, \mu^{*2}), \quad (2)$$

where $*$ can be d or s . $f_\sigma(\cdot)$ and $f_\mu(\cdot)$ are neural perceptrons with ReLU activation. $\mathcal{N}(\cdot)$ is a Gaussian distribution. $z^* \in \mathbb{R}^K$ are the latent topic variables of the document or the side information.

Given the topic variables z^d and z^s , UTM predicts the bag-of-word representation of target summary, i.e., y_{boW} :

$$\theta = \text{softmax}(z^d + z^s), \hat{y}_{boW} = \text{softmax}(\theta W_\phi). \quad (3)$$

We add the topic variables of the two inputs together to include information from two sources, as well as to emphasize the salient information that is shared between both sides. Based on the topic distribution θ we construct the bag-of-word of target summary

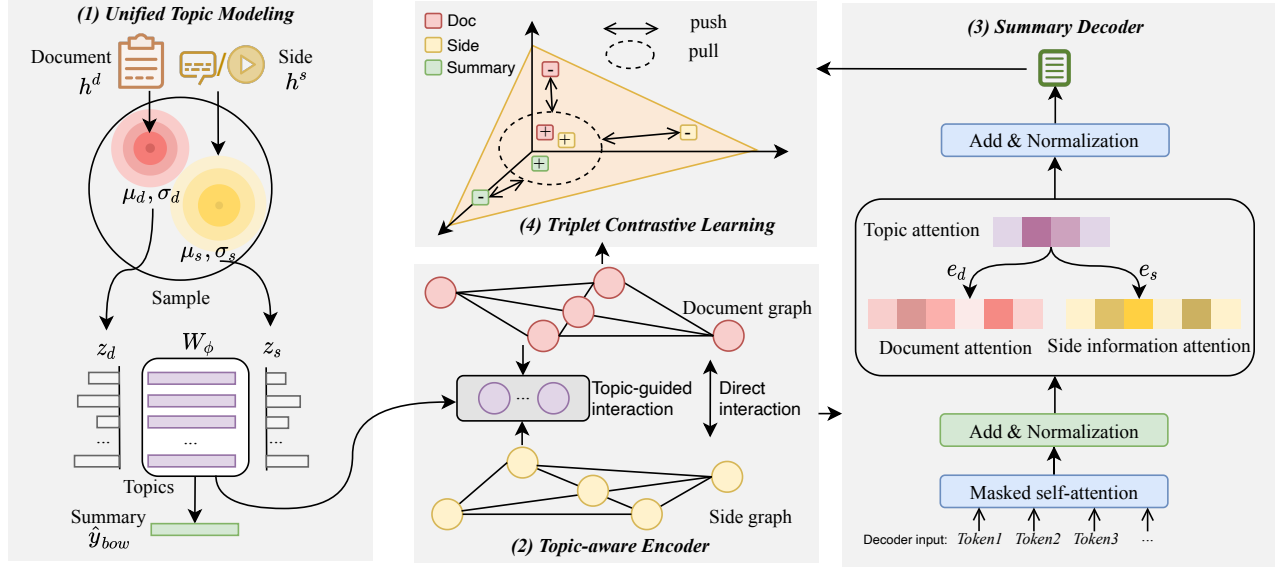


Figure 2: Overview of USS, which consists of four parts: (1) Unified Topic Modeling (left) jointly learns latent topics from both inputs; (2) Topic-aware Graph Encoder (bottom) relates the document to the side information; (3) Summary Decoder (right) with hierarchical topic-aware attention mechanism; and (4) Triplet Contrastive Learning (top) aligns the multiple inputs and outputs into a unified semantic space.

y_{bow} . In this process, the weight matrix of $W_\phi \in \mathbb{R}^{K \times |V|}$ can be regarded as the topic-word relationship, where $W_\phi^{i,j}$ indicates the weight of the j -th word in the i -th topic, and K is the topic number. $\theta \in \mathbb{R}^K$ reflects the proportion of each topic, and higher θ_i score means the i -th topic is more important. We will take advantage of this distribution to determine the main topics of each case in the next section.

The objective function is to simultaneously minimize the Wasserstein distance between $p(z^*)$ and $q(z^* | h_x^*)$, and maximize the constructing probability of y_{bow} :

$$\mathcal{L}_{UTM} = \sum_{* \in \{d,s\}} W(p(z^*) || q(z^* | h_x^*)) - \mathbb{E}_{q(z)} [\log p(y_{bow} | z^*)],$$

where $p(z^*)$ is the standard Gaussian distribution. We employ the Wasserstein distance instead of traditional KL-divergence since the former is proved to be superior to the latter by experiments [42].

3.4 Topic-aware Graph Encoder

Graph Construction. Since we have extracted the salient topic distribution of the two inputs, we can use them as bridges to let two information sources interact with each other. We thus design a topic-aware graph encoder where we model the relation between document and side inputs through different channels, i.e., by direct edges and indirect edges through topics. By direct edges, we let information flow globally in the graph, while by indirect edges, the document communicates specific information with side input under different topics.

Node Initialization. For both inputs, we use the Transformer encoder [43] or the EfficientNet model to encode each document or image independently to capture the contextual information. We first introduce the Transformer architecture in detail, and we will also

propose variations of the attention mechanism. Generally, Transformer consists of a stack of token-level layers to obtain contextual word representations in the document or side information. We take the document to illustrate this process.

For the l -th Transformer layer, we first use a fully-connected layer to project word state $h_{x_i}^{d,l-1}$ into the query, i.e., $Q_i^{l-1} = F_q(h_{x_i}^{d,l-1})$. For self-attention mechanism, the key and value are obtained in a similar way: i.e., $K_i^{l-1} = F_k(h_{x_i}^{d,l-1})$, $V_i^{l-1} = F_v(h_{x_i}^{d,l-1})$. Then, the updated representation of Q is formed by linearly combining the entries of V with the weights:

$$\alpha_{i,j} = \frac{\exp(Q_i^{l-1} K_j^{l-1})}{\sum_{n=1}^{N_d} \exp(Q_i^{l-1} K_n^{l-1})}, a_i = \sum_{j=1}^{N_d} \frac{\alpha_{i,j} V_j^{l-1}}{\sqrt{d_e}}, \quad (4)$$

where d_e stands for hidden dimension. The above process is summarized as $\text{MHAtt}(h_{x_i}^{d,l-1}, h_{x_*}^{d,l-1})$, where $*$ denotes index from 1 to N_d . Then, a residual layer takes the output of self-attention sub-layer as the input:

$$\hat{h}_{x_i}^{d,l-1} = \text{LN} \left(h_{x_i}^{d,l-1} + \text{MHAtt} \left(h_{x_i}^{d,l-1}, h_{x_*}^{d,l-1} \right) \right), \quad (5)$$

$$h_{x_i}^{d,l} = \text{LN} \left(\hat{h}_{x_i}^{d,l-1} + \text{FFN} \left(\hat{h}_{x_i}^{d,l-1} \right) \right), \quad (6)$$

where FFN is a feed-forward network with an activation function, LN is a layer normalization [2].

The final output representations for words in the document and textual side information are denoted as $\{h_1^d, \dots, h_{N_d}^d\}$ and $\{h_1^s, \dots, h_{N_s}^s\}$. For images in visual side information, we also denote them by $\{h_1^s, \dots, h_{N_s}^s\}$. As for the topic nodes, we use the intermediate parameters W_ϕ learned from UTM as raw features to build topic representations $H^o = f_\phi(W_\phi)$, where the i -th row of $H^o \in \mathbb{R}^{K \times d_e}$,

denoted as h_i^o , is a topic vector with predefined dimension d_e . $f_{\phi}(\cdot)$ is a neural perceptron with ReLU activation.

Graph Encoding. The document and side graphs communicate with each other through *topic-guided* and *direct* interactions. The topic-guided interaction starts from the learning of document representations and the side representations, and then the topic representations. The direct interaction only updates the document and side nodes. We omit the layer index here for brevity.

Concretely, in the topic-guided interaction, the *document* and *side information* representations are updated from three sources. Take the document nodes for example, they are updated by (1) performing self-attention across document nodes; (2) performing cross-attention to obtain the topic-aware document representations, as shown in Figure 3(a); and (3) performing our designed topic-guided attention mechanism, as shown in Figure 3(b). This mechanism starts with the application of self-attention mechanism on the document nodes: $\hat{h}_i^d = \text{MHAtt}(h_i^d, h_i^d)$. Then, taking the topic representation $h^o = \sum_{i=1}^K h_i^o$ as condition, the attention score β_i on each original document representation h_i^d is calculated as:

$$\beta_i^d = \text{softmax}\left(\text{FFN}\left(h_i^d (h^o)^T\right)\right). \quad (7)$$

The topic-aware document representation is \hat{h}_i^d weighted by β_i^d , denoted as $\beta_i \hat{h}_i^d$. In this way, we highlight the salient part of the two inputs under the guidance of the topics. Last, a feed-forward network is employed to integrate three information sources.

The *topic* representation is updated by performing (1) self-attention and (2) cross-attention on the adjacent document and side nodes. In the cross-attention, the topic representation is taken as the query, and the document and side representations are taken as the keys and values. Lastly, a feed-forward network integrates two information sources to obtain the updated topic representation.

Aside from communicating the graphs through topics, we also have a direct interaction that concatenates all document and side nodes in the graph and then apply a self-attention mechanism.

The topic-aware and direct interactions are processed iteratively, and we denote the final updated representations for document, side information, and topics as $\hat{h}^d \in \mathbb{R}^{N_d \times d_e}$, $\hat{h}^s \in \mathbb{R}^{N_s \times d_e}$, and $\hat{h}^o \in \mathbb{R}^{K \times d_e}$.

3.5 Summary Decoder

Since the decoder needs to incorporate the information from multiple sources in the graph encoder, we design a hierarchical decoder that firstly focuses on the topics and then attends to inputs. This topic-guided mechanism indicates which topics should be discussed in each decoding step. Our hierarchical decoder follows the style of Transformer, and we omit the layer index next for brevity.

For each layer, at the t -th decoding step, we first apply the masked self-attention on the summary embeddings (MSAttn), obtaining the decoder state \tilde{g}_t . The masking mechanism ensures that the prediction of the position t depends only on the known output of the position before t :

$$\tilde{g}_t = \text{LN}\left(g_t + \text{MSAttn}(g_t, g_*)\right).$$

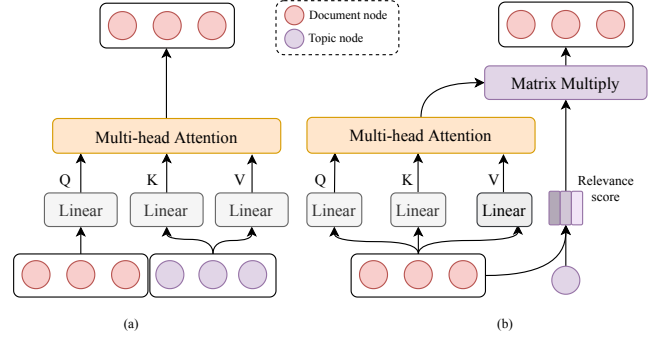


Figure 3: (a) Cross attention mechanism for document and topic nodes. (b) Topic-guided attention mechanism, which captures semantic information across the document and side information under the guidance of the topics.

Based on \tilde{g}_t we compute the cross-attention scores over topics:

$$z_{o,t} = \text{ReLU}([\tilde{g}_t W_a (\hat{h}^o W_b)^T]), \quad (8)$$

where $W_a, W_b \in \mathbb{R}^{d_e \times d_e}$, $z_{o,t} \in \mathbb{R}^K$. We then use the topic attention to guide the attention on the other two graphs, where the topics can be regarded as an indicator of saliency. Taking the main document for example, we incorporate $z_{o,t}$ with similarity weight e_d to obtain the document attention weight $z_{d,t} \in \mathbb{R}^{N_d}$:

$$e_d = \text{FFN}(\hat{h}^o (\hat{h}^d)^T), \quad (9)$$

$$z_{d,t} = z_{o,t} e_d, \quad (10)$$

where $e_d \in \mathbb{R}^{K \times N_d}$ is the similarity matrix between the topics and document. In a similar way, we obtain the attention weights $z_{s,t} \in \mathbb{R}^{N_s}$ on the side information.

The attention weights $z_{o,t}$, $z_{d,t}$, and $z_{s,t}$ are then used to obtain the context vectors $c_{o,t}$, $c_{d,t}$, and $c_{s,t}$, respectively. Take the topics as an example:

$$c_{o,t} = z_{o,t} \hat{h}^o. \quad (11)$$

These context vectors, treated as salient contents summarized from various sources, are concatenated with the decoder hidden state g_t to produce the distribution over the target vocabulary:

$$P_t^{\text{vocab}} = \text{Softmax}\left(W_d [g_t; c_{o,t}; c_{d,t}; c_{s,t}]\right). \quad (12)$$

All the learnable parameters are updated by optimizing the negative log likelihood objective function of predicting the target words:

$$\mathcal{L}_s = -\sum_{t=1}^{N_y} \log P_t^{\text{vocab}}(\hat{y}_t). \quad (13)$$

3.6 Triplet Contrastive Learning

The challenge of unifying different modalities is to align and unify their representations at different levels. In this section, we propose a triple contrastive learning mechanism that determines whether the textual and visual representations match each other. We can utilize the large-scale non-paired text corpus and image collections to learn more generalizable textual and visual representations, and improve the capability of vision and language understanding.

As shown in the fourth part in Figure 2, the main idea is to let the representations of the paired images or text close to each other

Table 1: Comparison with other baselines when side information is in text. All our ROUGE scores have a 95% confidence interval of at most ± 0.28 as reported by the official ROUGE script. Numbers in bold mean that the improvement to the best baseline is statistically significant (a two-tailed paired t-test with p-value < 0.01). ‘-’ indicates unavailability.

	CNN				WikiHow				VMSMO			
	R1	R2	RL	BS	R1	R2	RL	BS	R1	R2	RL	BS
Lead3	29.1	11.1	25.9	85.4	24.4	5.5	15.6	84.7	16.2	5.3	13.9	84.5
BERTSumEXT	31.2	12.2	27.8	86.3	30.4	8.6	28.3	85.7	27.3	9.6	23.4	85.7
SideNet	30.7	11.7	27.2	86.2	28.4	6.2	25.9	85.4	-	-	-	-
BERTSumABS	31.3	11.6	28.7	86.5	35.9	13.9	34.8	86.9	27.8	10.1	24.7	85.9
BERTSumABS- <i>concat</i>	31.7	11.9	29.1	86.6	35.7	14.0	34.2	86.7	-	-	-	-
SAGCopy	31.9	11.8	28.9	86.5	36.1	13.7	33.9	86.6	-	-	-	-
EMSum	31.9	12.6	29.7	86.8	35.4	13.8	34.6	86.7	-	-	-	-
TG-MultiSum	32.2	12.7	29.9	86.8	36.2	14.6	35.2	87.0	-	-	-	-
OFA	31.6	11.4	28.4	86.1	34.6	13.2	33.8	86.3	30.5	13.5	28.4	86.9
MOF	-	-	-	-	-	-	-	-	30.8	13.4	28.4	86.9
VMSMO	-	-	-	-	-	-	-	-	31.2	13.8	28.5	87.1
USS	33.9	14.2	31.3	87.1	37.7	15.8	36.5	87.3	32.7	15.1	30.0	87.9
USS w/o unified topic modeling	32.5	13.0	30.3	86.8	36.5	15.0	35.4	87.0	30.9	12.8	27.9	87.4
USS w/o graph encoder	32.3	12.9	30.0	86.7	36.2	14.8	35.5	87.1	29.5	11.6	26.5	87.3
USS w/o contrastive learning	32.8	13.2	30.6	86.9	36.7	15.3	35.8	87.1	30.4	13.1	27.8	87.5

in the semantic space while the non-paired be far away. For the positive sample construction, we apply mean pooling on the representations of \hat{h}_*^d as the overall representation D for the document, and S for side information in the same way. The final decoder state of generator g_{N_g} is taken as the overall representation G for the generated summary, as it stores all the accumulated information. For the negative sample construction, we randomly sample a negative side input, document, or the generated summary from the same training batch for each case. Note that different from the positive pairs, the sampled side and texts are encoded individually without graph encoders as they mainly carry weak correlations. In this way, we can create positive examples \mathcal{X}^{d+} consisting of paired document-side samples (D, S) , \mathcal{X}^{s+} consisting of paired side-generation (S, G) , and \mathcal{X}^{g+} consisting of paired document-generation (G, D) . Negative examples are denoted as \mathcal{X}^{d-} , \mathcal{X}^{s-} , and \mathcal{X}^{g-} , respectively.

Based on these positive and negative pairs, the following contrastive loss $\mathcal{L}_{triplet}$ is utilized to learn detailed semantic alignments across vision and language:

$$\mathcal{L}_{triplet} = \mathbb{E}_{A,B} \left[-\log \frac{\sum_{(A^+, B^+) \in \mathcal{X}^{(g^+, d^+, s^+)}} \exp(d(A^+, B^+) / \tau)}{\sum_{(A^*, B^*) \in \mathcal{X}^{(g^*, d^*, s^*)}} \exp(d(A^*, B^*) / \tau)} \right],$$

where τ denotes the temperature parameter, $A, B \in \{D, S, G\}$, and $d(A, B)$ denotes cosine similarity between the two representations.

4 EXPERIMENTS

4.1 Dataset

We evaluated our model on three public summarization datasets with side information: (1) CNN dataset is collected by Narayan et al. [35] from CNN webpage, which associates the document-summary pairs with the image captions. The dataset contains 90,266/1,220/1,093 training/validation/test samples. Note that this dataset is different from the CNN/DM dataset [17]. (2) WikiHow dataset [20] is an abstractive summarization dataset collected from a community-based QA website, in which each sample consists of a

query, a document as the answer to the question, and a short summary of the document. We use the provided script and obtain more than 170,000 pairs, with 168128/6000/6000 training/validation/test samples. (3) VMSMO dataset [22] is a multimodal summarization dataset with videos as side information. The average video duration is one minute and the frame rate of the video is 25 fps. Overall, there are 184,920 samples in the dataset, which is split into a training set of 180,000 samples, a validation set of 2,460 samples, and a test set of 2,460 samples. The average document length, side information length, and summary length of CNN and WikiHow datasets are 763, 71, 50 words, 579, 10, 62 words, respectively. The document and summary length for VMSMO is 97 and 11 words. We chose these datasets to examine the flexibility of our model on different formats of side information.

4.2 Baselines

Our extractive baselines include:

Lead3 produces the three leading sentences of the document as the summary as a baseline.

SideNet [35] consists of an attention-based extractor with attention over side information.

BERTSumEXT [28] is an extractive summarization model with pretrained BERT encoder that is able to express the semantics of a document and obtain representations for its sentences. It only takes the document as input.

Abstractive single-document and multi-document summarization baseline models include:

BERTSumABS [28] is an abstractive summarization system built on BERT_{base} with a new designed fine-tuning schedule. It only takes the document as input. We also have a **BERTSumABS-*concat*** that concatenates the textual side information with the original document.

SAGCopy [48] is an augmented Transformer with a self-attention guided copy mechanism.

EMSum [55] is an entity-aware model for abstractive multi-document summarization with BERT encoder.

TG-MultiSum [9] is a multi-document summarizer with topics act as cross-document semantic units.

The above two multi-document summarization baselines take the textual side input as the second document. We also compare our model with multimodal summarization baselines including:

MOF [58] is a summarization model with a multimodal objective function with the guidance of multimodal reference to use the loss from the summary generation and the image selection.

VMSMO [22] is a dual interaction-based multimodal summarizer with multiple inputs. The four above models are all equipped with BERT_{base} encoder for fairness.

OFA [45] is a recent unified paradigm for multimodal pretraining. We adapt it for the side-aware summarization setting, where we directly concatenate the document and side representations encoded by OFA. We choose OFA_{base} version for fairness.

4.3 Evaluation Metrics

For both datasets, we evaluated by standard ROUGE-1 (R1), ROUGE-2 (R2), and ROUGE-L (RL) [24] on full-length F1, which refer to the matches of unigram, bigrams, and the longest common subsequence, respectively. We then used BERTScore (BS) [53] to calculate a similarity score between the summaries based on their BERT embeddings.

Schluter [38] noted that only using the ROUGE metric to evaluate generation quality can be misleading. Therefore, we also evaluated our model by human evaluation. Concretely, we asked three PhD students proficient in English to rate 100 randomly sampled cases generated by models from the CNN and WikiHow datasets which cover different domains. The setting follows [30] with four times larger evaluation scale. The evaluated baselines are EMSum, TG-MultiSum, and OFA which achieve top performances in automatic evaluations.

Our first evaluation quantified the degree to which the models can retain the key information following a question-answering paradigm [27]. We created a set of questions based on the gold-related work and examined whether participants were able to answer these questions by reading generated text. The principle for writing a question is that the information to be answered is about factual description, and is necessary for the summarization. Two annotators wrote three questions independently for each sampled case. Then they together selected the common questions as the final questions that they both consider to be important. Finally, we obtained 147 questions, where correct answers are marked with 1 and 0 otherwise. Our second evaluation study assessed the overall quality of the related works by asking participants to score them by taking into account the following criteria: *Informativeness* (does the related work convey important facts about the topic in question?), *Coherence* (is the related work coherent and grammatical?), and *Succinctness* (does the related work avoid repetition?). The rating score ranges from 1 to 3, with 3 being the best. Both evaluations were conducted by another three PhD students independently, and a model’s score is the average of all scores.

4.4 Implementation Details

All models were trained for 200,000 steps on NVIDIA A100 GPU. We implemented our model in Pytorch and OpenNMT [19]. For

neural-based baselines except OFA and our model, we used the ‘bert-base’ or ‘bert-base-chinese’ versions of BERT for fair comparison. Both source and target texts were tokenized with BERT’s subwords tokenizer. Our Transformer decoder has 768 hidden units and the hidden size for all feed-forward layers is 2,048. In all abstractive models, we applied dropout with probability 0.1 before all linear layers; label smoothing [40] with smoothing factor 0.1 was also used. For CNN dataset, the encoding step is set to 750 for a document and 70 for side information. The minimum decoding step is 30, and the maximum step is 50. For WikiHow dataset, the four parameters are set to 600, 10, 30, 65. For the Chinese VMSMO dataset, the parameters are 200, 125, 10, 50, where 125 is the encoded frame number. The video frames are selected every 25 frames to ensure the continuity of the images, similar to [22]. We used Adam optimizer as our optimizing algorithm. We also applied gradient clipping with a range of $[-2, 2]$ during training. During decoding, we used beam search size 5, and tuned the α for the length penalty [46] between 0.6 and 1 on the validation set; we decoded until an end-of-sequence token is emitted and repeated trigrams are blocked. Our decoder applies neither a copy nor a coverage mechanism, since we also rarely observe issues with out-of-vocabulary words in the output; moreover, trigram-blocking produces diverse summaries managing to reduce repetitions. On VMSMO, the video frames are selected every 25 frames to ensure the continuity of the images, similar to [22]. We selected the 5 best checkpoints based on performance on the validation set and report averaged results on the test set.

4.5 Experimental Results

Automatic Evaluation. The performance comparison is shown in Table 1. Firstly, we can see that the attributes of the three datasets vary. CNN is a news dataset with a pyramid structure, where Lead3 and extractive methods achieve higher performance than other datasets. Secondly, combining side information by simple concatenation cannot make full use of it, as we can see that the performance of BERTSumABS-*concat* does not improve significantly compared with BERTSumABS. Incorporating side information by multi-document summarization structures is a better way utilize side information, but they cannot be applied in the multimodal scenario, and their improvements are also limited. Thirdly, the recent multimodal pretrained baseline OFA achieves relatively good performance on VMSMO, but has borderline performance on single-modal datasets CNN and WikiHow. This is consistent with the previous observation that OFA has better performance on cross-modal tasks [45]. Specifically, OFA has trouble when generating long text, which leads to a performance drop when the target is relatively long. Finally, our USS model obtains consistently better performance on all three datasets. Specifically, USS achieves 2.0/1.6/1.7/0.3 improvements on R1, R2, RL, and BERTScore compared with one of the latest baseline EMSum on the CNN dataset, and obtains 1.4/1.0/1.3/0.7 improvements on the VMSMO dataset compared with TG-MultiSum.

Human Evaluation. As shown in Table 2, on both evaluations, participants overwhelmingly preferred our model. The kappa statistics are 0.42, 0.49, and 0.45 for Info, Coh, and Succ respectively, indicating the moderate agreement between and annotators. All pairwise comparisons among systems are statistically significant using

Table 2: QA performance, Informativeness (Info), Coherence (Coh), and Succinctness (Succ) comparison by human evaluation.

	QA(%)	Info	Coh	Succ
OFA	34.6	2.14	2.01	2.03
EMSum	37.4	2.39	2.13	2.26
TG-MultiSum	38.1	2.42	2.15	2.28
USS	42.8	2.54	2.27	2.41

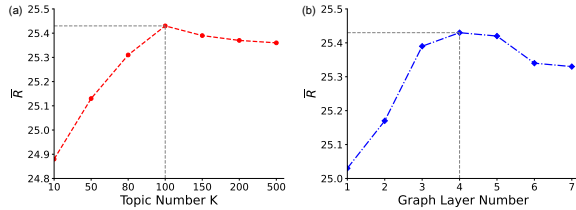


Figure 4: (a) Relationships between the number of topics and \bar{R} (the average of RG-1, RG-2 and RG-L). Best viewed in color. (b) Relationships between the number of graph layer and \bar{R} .

a two-tailed paired t-test for strong significance for $\alpha = 0.01$. We also provide examples of the system output in Table 3. We can see that with the side information showing the figure of the main character, the lottery result, and the mobile phone, USS successfully captures the gist information that “a man post a lottery ticket on social media” in the generated summary. For BERTSumABS-concat and VMSMO, they miss key information such as “where he post the lottery” and “how quickly the lottery was falsely claimed”.

5 ANALYSIS AND DISCUSSION

5.1 Ablation Study

We conducted ablation tests to assess the importance of the topic modeling, graph encoder, and triplet contrastive learning. For USS w/o unified topic modeling, only the traditional neural topic model (NTM) is applied to the textual document to obtain the topic representations. For USS w/o graph encoder, there are no topic-related interactions, and the outputs from the topic modeling are directly used for decoding. The ROUGE score results are shown in the last block of Table 1. All ablation models perform worse than USS in terms of all metrics, which demonstrates the preeminence of USS. Concretely, graph encoder makes a great contribution to the model, improving the performance on CNN by 1.3 in terms of the R2 score, and improving the R2 score by 1.0 on the WikiHow dataset. Contrastive learning also contributes to the model, bringing 0.7 RL improvements on the CNN dataset.

We further conduct experiments on VMSMO to probe into the impact of two important parameters, i.e., the topic number K and the graph layer number L . From Figure 4, we can see that for both experiments, the ROUGE scores increase with the topic and layer number, to begin with. After reaching the upper limit it begins to drop. Note that with only one graph layer our model outperforms

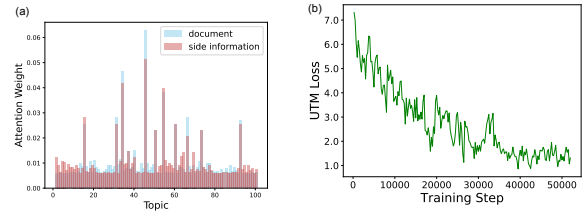


Figure 5: (a) The multi topic distribution of the document and side information. (b) UTM loss (\mathcal{L}_{UTM}) curve in the training process.

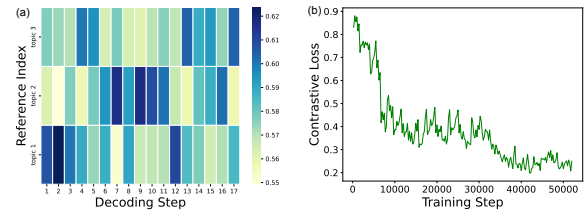


Figure 6: (a) Visualizations of the attention weights on topics. (b) Contrastive learning loss curve ($\mathcal{L}_{triplet}$) in the triplet contrastive learning module.

the best baseline, which demonstrates that our topic-aware graph module is effective. Hence, we set the default topic number to 100 and the graph layer number to 4.

5.2 Topic Quality Analysis

In this subsection, we qualitatively and quantitatively investigate the quality of the selected topics. We compared the learned topics from our model with baseline topic models trained on the CNN dataset including (1) GSM [33], a classic NTM model with VAE and Gaussian softmax, and (2) W-LDA [34], a novel neural topic model in the Wasserstein autoencoders framework.

In Table 4, we use the coherence score C_v [37] to quantitatively evaluate inferred topics, which has been proved highly consistent with human evaluation. We also show the inferred words for the topic “economy”. It can be seen that our USS outperforms other baselines in terms of the coherence score, and the inferred topic words are more accurate and concentrated. The possible reasons are twofold. Firstly, our model incorporates the main and side inputs to predict the topic distribution of the target summary. The multiple descriptions of the same content bring more topic clues, and the prediction task that requires reasoning and filtering abilities makes the topic model strong and robust. Secondly, the assistant summarization task can boost the performance of topic modeling.

5.3 Effect of Unified Topic Modeling

Since we have verified the quality of the topics, we are interested to see the effect of the learned topics on summarization, i.e., how the unified topic modeling helps summarization?

Table 3: Examples of the generated summary by baselines and USS on CNN and VMSMO datasets. Unfaithful and redundant information is highlighted in blue. In the second case, keywords with the same semantics are highlighted in red and green.

Article: Recently, a citizen of Nantong, Jiangsu, won a lottery ticket. He took photos of the entire lottery ticket and uploaded them to Moments. Unexpectedly, someone else falsely claimed the lottery winnings as his own based on the information on the lottery. The lottery was redeemed within only 35 seconds after the start of the redemption day as investigated by the Sports Lottery Center. 近日，江苏南通，市民张先生彩票中了奖后，将整张彩票拍照上传了朋友圈，不料被人根据彩票上的信息冒领了奖金。经体彩中心调查当天开始兑奖后仅35秒奖金就被兑走。
Reference summary: Too excited to win the lottery, post the lottery in Moments and got falsely claimed immediately 中奖太兴奋，朋友圈晒彩票 瞬间 被冒领
OFA: 35 seconds after winning, the lottery was falsely claimed 中奖 35秒 后被冒领彩票
MOF: Man showed the winning lottery and was falsely claimed in 35 seconds 男子晒中奖 35秒 被冒领
VMSMO: Post lottery in Moments and get falsely claimed 朋友圈晒中奖被冒领
USS: Friends from Moments falsely claimed the lottery, only 35 seconds after the redemption started 朋友圈冒领彩票，中奖 35秒 就被兑走
Highest three topics: Topic1: old friend 老朋友, Liang family 梁家, WeChat 微信, phone calls 通电话, Brothers 兄弟俩 Topic2: covet 贪图, steal 偷盗, kidnap 拐骗, holocaust 大屠杀, steal everything 抢光 Topic3: prize 奖金, tens of thousands 好几万, giants 豪门, net flow 净流入, more than 100 million yuan 亿余元
Side information (sampled images from video): 

Table 4: Coherence score C_v and inferred topic words of different topic models. Blue text denotes repetition or non topic words.

Models	C_v	Sampled words
GSM	0.392	political, growth, economy, europe, according , world, states, better , opportunity
W-LDA	0.462	mcconnell, consensus, electorate, reduction, repeal, partisan, economy , economies , growth
USS	0.493	consumers, billion, growth, economy, global, companies, cost, oil, infrastructure, sector

We first examine from the *encoder* side, where we show the learned topic distributions from two inputs for the case in Table 3 in Figure 5(a). It can be seen that though the document and side information has different topic distributions, generally, they focus on the same important topics, which are related to the ground summary by human evaluation. From the statistic view, we draw the loss of \mathcal{L}_{UTM} in Figure 5(b). The curve has a steady downtrend, to begin with, and finally reaches convergence. The above observations demonstrate that the topic modeling can grasp the gist of the target summary and the effectiveness of topic modeling.

We next examine the topic effectiveness in the summarization process from the *decoder* side. We visualize the attention weights $z_{o,t}$ on topics in Figure 6(a) for the same case. It can be seen that the topic attention first emphasizes topic 1, and then on topic 2 as well as topic 3. The three topics are shown in Table 3, which are related to “social media”, “crime”, and “finance”, respectively. This is consistent with the generated sentence, where the keyword starts

from “Moments”, and then changes to “falsely claimed redemption”. In this way, we can see that the topics play a guidance role when generating summaries.

5.4 Contrastive Learning Analysis

We lastly examine the performance of the triplet contrastive learning module by visualizing the contrastive loss curve in Figure 6(b) on VMSMO. It can be seen that the loss score fluctuates at the beginning of the training and gradually reaches convergence. This phenomenon demonstrates that the generated text, the document, and the side information belonging to the same case are getting closer in the semantic space. On the other hand, the unpaired triplets are becoming more distant.

6 CONCLUSION AND LIMITATION

In this paper, we proposed a general summarization framework, which can flexibly incorporate various modalities of side information. We first proposed a unified topic model to learn latent topic distributions from various modal inputs. We then employed a topic-aware graph encoder that relates one input to another by topics. Experiments on three public benchmark datasets show that our model produces fluent and informative summaries, outperforming strong systems by a wide margin.

ACKNOWLEDGMENTS

We would like to thank the anonymous reviewers for their constructive comments. The work was supported by King Abdullah University of Science and Technology (KAUST) through grant awards FCC/1/1976-44-01, FCC/1/1976-45-01, REI/1/5234-01-01, and RGC/3/4816-01-01.

REFERENCES

- [1] Chenxin An, Ming Zhong, Yiran Chen, Danqing Wang, Xipeng Qiu, and Xuanjing Huang. 2021. Enhancing scientific papers summarization with citation graph. In *Proc. of AAAI*.
- [2] Jimmy Lei Ba, Jamie Ryan Kiros, and Geoffrey E Hinton. 2016. Layer normalization. *arXiv preprint arXiv:1607.06450* (2016).
- [3] Hamed Bonab, James Allan, and Ramesh Sitaraman. 2019. Simulating CLIR translation resource scarcity using high-resource languages. In *Proc. of SIGIR*.
- [4] Nghi DQ Bui, Yijun Yu, and Lingxiao Jiang. 2021. Self-supervised contrastive learning for code retrieval and summarization via semantic-preserving transformations. In *Proc. of SIGIR*.
- [5] Hengyi Cai, Hongshen Chen, Yonghao Song, Zhuoye Ding, Yongjun Bao, Weipeng Yan, and Xiaofang Zhao. 2020. Group-wise Contrastive Learning for Neural Dialogue Generation. In *EMNLP*.
- [6] Xiuying Chen, Zhangming Chan, Shen Gao, Meng-Hsuan Yu, Dongyan Zhao, and Rui Yan. 2019. Learning towards Abstractive Timeline Summarization. In *Proc. of IJCAI*.
- [7] Yangyu Chen, Shuhui Wang, Weigang Zhang, and Qingming Huang. 2018. Less is more: Picking informative frames for video captioning. In *Proc. of ECCV*.
- [8] Xiuying Chen¹²³, Hind Alamro³⁴, Shen Gao, Xiangliang Zhang, Dongyan Zhao¹²⁵, and Rui Yan. 2021. Capturing Relations between Scientific Papers: An Abstractive Model for Related Work Section Generation. (2021).
- [9] Peng Cui and Le Hu. 2021. Topic-Guided Abstractive Multi-Document Summarization. In *Proc. of ACL*.
- [10] Yang Deng, Wai Lam, Yuxiang Xie, Daoyuan Chen, Yaliang Li, Min Yang, and Ying Shen. 2019. Joint Learning of Answer Selection and Answer Summary Generation in Community Question Answering. *Proc. of AAAI* (2019).
- [11] Yang Deng, Wenxuan Zhang, and Wai Lam. 2020. Multi-hop Inference for Question-driven Summarization. In *Proc. of EMNLP*.
- [12] Xiyan Fu, Jun Wang, Jinghan Zhang, Jinmao Wei, and Zhenglu Yang. 2020. Document summarization with vhtm: Variational hierarchical topic-aware mechanism. In *Proc. of AAAI*.
- [13] Shen Gao, Xiuying Chen, Piji Li, Zhangming Chan, Dongyan Zhao, and Rui Yan. 2019. How to Write Summaries with Patterns? Learning towards Abstractive Summarization through Prototype Editing. In *Proc. of EMNLP*.
- [14] Shen Gao, Xiuying Chen, Piji Li, Zhaochun Ren, Lidong Bing, Dongyan Zhao, and Rui Yan. 2019. Abstractive Text Summarization by Incorporating Reader Comments. In *Proc. of AAAI*.
- [15] Shen Gao, Xiuying Chen, Zhaochun Ren, Dongyan Zhao, and Rui Yan. 2021. From standard summarization to new tasks and beyond: summarization with manifold information. In *Proceedings of the Twenty-Ninth International Conference on International Joint Conferences on Artificial Intelligence*.
- [16] Wanwei He, Yinpei Dai, Min Yang, Jian Sun, Fei Huang, Luo Si, and Yongbin Li. 2022. Unified dialog model pre-training for task-oriented dialog understanding and generation. In *Proc. of SIGIR*.
- [17] Karl Moritz Hermann, Tomas Kocisky, Edward Grefenstette, Lasse Espeholt, Will Kay, Mustafa Suleyman, and Phil Blunsom. 2015. Teaching machines to read and comprehend. *Advances in neural information processing systems* 28 (2015).
- [18] Chao Huang, Chuxu Zhang, Jiashu Zhao, Xian Wu, Dawei Yin, and Nitesh Chawla. 2019. Mist: A multiview and multimodal spatial-temporal learning framework for citywide abnormal event forecasting. In *Proc. of WWW*.
- [19] Guillaume Klein, Yoon Kim, Yuntian Deng, Jean Senellart, and Alexander M Rush. 2017. OpenNMT: Open-Source Toolkit for Neural Machine Translation. In *Proceedings of ACL 2017, System Demonstrations*.
- [20] Mahnaz Koupaee and William Yang Wang. 2018. WikiHow: A Large Scale Text Summarization Dataset. *ArXiv* (2018).
- [21] Seanie Lee, Dong Bok Lee, and Sung Ju Hwang. 2020. Contrastive learning with adversarial perturbations for conditional text generation. *ICLR* (2020).
- [22] Mingzhe Li, Xiuying Chen, Shen Gao, Zhangming Chan, Dongyan Zhao, and Rui Yan. 2020. VMSMO: Learning to Generate Multimodal Summary for Video-based News Articles. In *Proc. of EMNLP*.
- [23] Rennan C Lima and Rodrygo LT Santos. 2022. On Extractive Summarization for Profile-centric Neural Expert Search in Academia. In *Proc. of SIGIR*.
- [24] Chin-Yew Lin. 2004. Rouge: A package for automatic evaluation of summaries. *Text Summarization Branches Out* (2004).
- [25] Junpeng Liu, Yanyan Zou, Hainan Zhang, Hongshen Chen, Zhuoye Ding, Caixia Yuan, and Xiaojie Wang. 2021. Topic-Aware Contrastive Learning for Abstractive Dialogue Summarization. In *Proc. of ACL*.
- [26] Luyang Liu, Heyan Huang, Yang Gao, Yongfeng Zhang, and Xiaochi Wei. 2019. Neural variational correlated topic modeling. In *Proc. of WWW*.
- [27] Yang Liu and Mirella Lapata. 2019. Hierarchical Transformers for Multi-Document Summarization. In *Proc. of ACL*.
- [28] Yang Liu and Mirella Lapata. 2019. Text Summarization with Pretrained Encoders. In *Proc. of EMNLP*.
- [29] Yixin Liu and Pengfei Liu. 2021. SimCLS: A Simple Framework for Contrastive Learning of Abstractive Summarization. *arXiv preprint arXiv:2106.01890* (2021).
- [30] Yang Liu, Chenguang Zhu, and Michael Zeng. 2022. End-to-End Segmentation-based News Summarization. In *Proc. of ACL Findings*.
- [31] Junhua Mao, Jonathan Huang, Alexander Toshev, Oana Camburu, Alan L Yuille, and Kevin Murphy. 2016. Generation and comprehension of unambiguous object descriptions. In *Proc. of CVPR*.
- [32] Qianren Mao, Hongdong Zhu, Junnan Liu, Cheng Ji, Hao Peng, Jianxin Li, Lihong Wang, and Zheng Wang. 2022. MuchSUM: Multi-channel Graph Neural Network for Extractive Summarization. In *Proc. of SIGIR*.
- [33] Yishu Miao, Edward Grefenstette, and Phil Blunsom. 2017. Discovering discrete latent topics with neural variational inference. In *Proc. of ICML*.
- [34] Feng Nan, Ran Ding, Ramesh Nallapati, and Bing Xiang. 2019. Topic Modeling with Wasserstein Autoencoders. In *Proc. of ACL*.
- [35] Shashi Narayan, Nikos Papasantopoulos, Shay B Cohen, and Mirella Lapata. 2017. Neural extractive summarization with side information. *arXiv preprint arXiv:1704.04530* (2017).
- [36] Xin Qian, Eunyee Koh, Fan Du, Sungchul Kim, Joel Chan, Ryan A Rossi, Sana Malik, and Tak Yeon Lee. 2021. Generating accurate caption units for figure captioning. In *Proc. of WWW*.
- [37] Michael Röder, Andreas Both, and Alexander Hinneburg. 2015. Exploring the space of topic coherence measures. In *Proc. of WSDM*.
- [38] Natalie Schluter. 2017. The limits of automatic summarisation according to rouge. In *Proc. of EACL*.
- [39] Kijung Shin, Amol Ghoting, Myunghwan Kim, and Hema Raghavan. 2019. Sweg: Lossless and lossy summarization of web-scale graphs. In *Proc. of WWW*.
- [40] Christian Szegedy, Vincent Vanhoucke, Sergey Ioffe, Jon Shlens, and Zbigniew Wojna. 2016. Rethinking the inception architecture for computer vision. In *Proc. of CVPR*.
- [41] Mingxing Tan and Quoc Le. 2019. Efficientnet: Rethinking model scaling for convolutional neural networks. In *Proc. of ICML*.
- [42] Ilya Tolstikhin, Olivier Bousquet, Sylvain Gelly, and Bernhard Schoelkopf. 2017. Wasserstein auto-encoders. *arXiv preprint arXiv:1711.01558* (2017).
- [43] Ashish Vaswani, Noam Shazeer, Niki Parmar, Jakob Uszkoreit, Llion Jones, Aidan N. Gomez, Lukasz Kaiser, and Illia Polosukhin. 2017. Attention Is All You Need. In *Proc. of NIPS*.
- [44] Bairui Wang, Lin Ma, Wei Zhang, and Wei Liu. 2018. Reconstruction network for video captioning. In *Proc. of CVPR*.
- [45] Peng Wang, An Yang, Rui Men, Junyang Lin, Shuai Bai, Zhikang Li, Jianxin Ma, Chang Zhou, Jingren Zhou, and Hongxia Yang. 2022. Ofa: Unifying architectures, tasks, and modalities through a simple sequence-to-sequence learning framework. In *Proc. of ICML*.
- [46] Yonghui Wu, Mike Schuster, Zhifeng Chen, Quoc V Le, Mohammad Norouzi, Wolfgang Macherey, Maxim Krikun, Yuan Cao, Qin Gao, Klaus Macherey, et al. 2016. Google's neural machine translation system: Bridging the gap between human and machine translation. *arXiv preprint arXiv:1609.08144* (2016).
- [47] Qianqian Xie, Jimin Huang, Pan Du, Min Peng, and Jian-Yun Nie. 2021. Graph topic neural network for document representation. In *Proc. of WWW*.
- [48] Song Xu, Haoran Li, Peng Yuan, Youzheng Wu, Xiaodong He, and Bowen Zhou. 2020. Self-Attention Guided Copy Mechanism for Abstractive Summarization. In *Proc. of ACL*.
- [49] Chenggang Yan, Yunbin Tu, Xingzheng Wang, Yongbing Zhang, Xinhong Hao, Yongdong Zhang, and Qionghai Dai. 2019. STAT: Spatial-temporal attention mechanism for video captioning. *IEEE transactions on multimedia* (2019).
- [50] Liang Yang, Fan Wu, Junhua Gu, Chuan Wang, Xiaochun Cao, Di Jin, and Yuanfang Guo. 2020. Graph attention topic modeling network. In *Proc. of WWW*.
- [51] Zonghan Yang, Yong Cheng, Yang Liu, and Maosong Sun. 2019. Reducing word omission errors in neural machine translation: A contrastive learning approach. (2019).
- [52] Wei Ye, Rui Xie, Jinglei Zhang, Tianxiang Hu, Xiaoyin Wang, and Shikun Zhang. 2020. Leveraging code generation to improve code retrieval and summarization via dual learning. In *Proc. of WWW*.
- [53] Tianyi Zhang, Varsha Kishore, Felix Wu, Kilian Q Weinberger, and Yoav Artzi. 2020. BERTScore: Evaluating Text Generation with BERT. In *Proc. of ICLR*.
- [54] Zhou Zhao, Haojie Pan, Changjie Fan, Yan Liu, Linlin Li, Min Yang, and Deng Cai. 2019. Abstractive meeting summarization via hierarchical adaptive segmental network learning. In *Proc. of WWW*.
- [55] Hao Zhou, Weidong Ren, Gongshen Liu, Bo Su, and Wei Lu. 2021. Entity-Aware Abstractive Multi-Document Summarization. In *Proc. of ACL*.
- [56] Chenguang Zhu, Ziyi Yang, Robert Gmyr, Michael Zeng, and Xuedong Huang. 2021. Leveraging lead bias for zero-shot abstractive news summarization. In *Proc. of SIGIR*.
- [57] Junnan Zhu, Haoran Li, Tianshang Liu, Yu Zhou, Jiajun Zhang, and Chengqing Zong. 2018. MSMO: Multimodal summarization with multimodal output. In *Proc. of EMNLP*.
- [58] Junnan Zhu, Yu Zhou, Jiajun Zhang, Haoran Li, Chengqing Zong, and Changliang Li. 2020. Multimodal summarization with guidance of multimodal reference. In *Proc. of AAAI*.