

Learning Sequence Descriptor based on Spatiotemporal Attention for Visual Place Recognition

Fenglin Zhang¹, Junqiao Zhao^{*,1,2}, Yingfeng Cai¹, Gengxuan Tian¹, Wenjie Mu¹, Chen Ye¹

Abstract—Sequence-based visual place recognition (sVPR) aims to match frame sequences with frames stored in a reference map for localization. Existing methods include sequence matching and sequence descriptor-based retrieval. The former is based on the assumption of constant velocity, which is difficult to hold in real scenarios and does not get rid of the intrinsic single frame descriptor mismatch. The latter solves this problem by extracting a descriptor for the whole sequence, but current sequence descriptors are only constructed by feature aggregation of multi-frames, with no temporal information interaction. In this paper, we propose a sequential descriptor extraction method to fuse spatiotemporal information effectively and generate discriminative descriptors. Specifically, similar features on the same frame focus on each other and learn space structure, and the same local regions of different frames learn local feature changes over time. And we use sliding windows to control the temporal self-attention range and adopt relative position encoding to construct the positional relationships between different features, which allows our descriptor to capture the inherent dynamics in the frame sequence and local feature motion.

Comprehensive experiments on challenging benchmark datasets demonstrate the proposed method outperforming recent state-of-the-art methods using sequential descriptor.

I. INTRODUCTION

Visual place recognition (VPR) aims to retrieve one or more frames from a geo-tagged database corresponding to the same location as the currently queried frame [1]. This is typically used for loop detection in simultaneous localization and mapping (SLAM) as well as visual relocalization. Researchers have explored various approaches to improve the performance of place recognition by learning better frame representations [2], [3], [4] [5], [6], [7]. However, VPR is still susceptible to drastic changes in viewpoint and appearance, so many researchers have explored the use of intrinsic sequence information to solve the problem.

One of the uses of sequence information is based on matching matrix. These methods compare each frame of the input sequence with a known set of positional frames to create a matching matrix, and then aggregate the values along the diagonal to obtain similarity scores, from which the current sequence position is determined. However, these methods are suitable to the case where the camera motion

is relatively stable. Otherwise, a false match is likely to occur. Additionally, the computational cost in searching for sequences increases linearly with the sequence length and map size.

Recognizing the limitations of sequence matching, researchers have proposed using a descriptor to represent a sequence. The sequence descriptor has better scalability and is more robust to high-confidence error matching than single frame descriptors. However, current researches either aggregate descriptors or aggregate local features of single frame. The cross-frame temporal interaction is ignored, which can make sequence descriptors more discriminative.

In this paper, we propose to explore spatiotemporal interactions on frame sequences to extract sequence descriptor. Such sequence descriptor considers both the temporal correlation of multiple frames and the spatial structure distribution in the frame view. Based on the attention mechanism, we adaptively weight frame patches to capture discriminative features in the sequence. A sliding window is used to control the attention range and reduce the computational burden. Moreover, relative position encoding are employed to guide sequence description learning focusing on spatiotemporal structure, rather than content. Because features translate over the frame over time during motion, while the relative positions between features should be constant.

The contributions of this paper are threefolds:

- A method for extracting sequence descriptors is proposed, which simultaneously considers the spatial and temporal information interaction;
- The effect of position encoding on spatial and temporal information interactions is analyzed;
- The competitive results are achieved on multiple datasets, outperforming current state-of-the-art methods based sequential descriptor.

II. RELATED WORKS

A. Visual Place Recognition

Sequence-based VPR has more visual information to eliminate mis-matching and can improve the robustness to perception ambiguity. For example, two frames are very similar in appearance, but by looking at the visual cues in the frames before and after them, we can tell that they are not in the same place. Using sequence information is mainly divided into two types: sequence matching and sequential descriptor [1]. The sequence matching approach is divided into two parts. First, a similarity matrix is built by comparing a descriptor of each frame in the query sequence

This work is supported by the National Key Research and Development Program of China (No. 2021YFB2501104). (Corresponding Author: Junqiao Zhao.)

¹All authors are with Department of Computer Science and Technology, School of Electronics and Information Engineering, Tongji University, Shanghai, China, and the MOE Key Lab of Embedded System and Service Computing, Tongji University, Shanghai, China (Corresponding Author: zhaojunqiao@tongji.edu.cn)

²Institute of Intelligent Vehicles, Tongji University, Shanghai, China

with the descriptors of all frames in the database sequence. Then, the most suitable database sequence is determined by aggregating the individual similarity scores [8] under assumptions, such as constant velocity, which are likely not generalized in real-world application scenarios. Many works have proposed improvements such as reducing the time complexity of computation and search [9], [10], [11], reducing the descriptor storage space [12], utilizing Hierarchical Temporal Memory [13], [14] for prediction, querying frames by their relative distance to allow for traversals at different speeds [15]. Frame sequences are not only used to process matching scores, but also to guide the representation learning process [16]. But all these methods can not solve the sequence mismatch due to the high similarity of a frame and the computation increases linearly with database size.

Using sequential descriptor can effectively solve the above problems. A descriptor is used to summarize a sequence, and then a direct sequence-by-sequence similarity search is performed. This reduces the cost of matching and incorporates temporal cues into the descriptor. This idea has been widely used in video retrieval [17] and video classification [18], [19], but not much in VPR. Facil et al [20] were the first to propose the idea of fusing multiple single descriptors to generate sequential description, and proposed multiple fusion schemes to generate more compact descriptor. SeqNet [21] proposed to use a 1-D convolution to perform the learning of frame-level features into a sequential descriptor. However, this approach is implemented on the basis of pre-computed single frame descriptor, which hinders the fine-tuning of single frame. Mereu et al [22] propose a detailed classification using sequential descriptor techniques, highlight different mechanisms for fusing individual image information, further investigate the feasibility of the Transformer instead of CNN as the backbone network and propose SeqVLAD. These methods do not consider temporal information interaction at the frame level, for example, consecutive multiple frames can observe that some areas change less over time, such as buildings facade on both sides of the road, while others change more over time, such as road signs, stores on the street, road splits, etc, but simply aggregate multiple frames.

B. Spatiotemporal Attention

Spatiotemporal attention has been widely used in video retrieval, video classification, action recognition and object detection. [17] explores the effectiveness of using only spatio-temporal attention mechanisms for video understanding tasks, without any spatial or temporal convolutional layers. [19] introduces a new multiscale vision transformer model for video classification and object detection. [23] uses a multiplication operation between pairs of video frames to capture the spatiotemporal relationships. [24] encodes the spatial and temporal information of the input skeleton sequence into feature maps, which are modeled the long-term dependencies and dynamics of the action. [25] proposes a novel spatio-temporal memory attention mechanism for image captioning, which integrates both spatial and temporal attention in a single network. [26] factorizes the spatio-

temporal features into spatial features and temporal features, which are then separately processed to generate discriminative representations for person re-identification.

These methods leverage both spatial and temporal information to selectively focus on relevant video regions or frames, resulting in improved performance on benchmark datasets. Although spatiotemporal attention has been widely used in these areas, it has not been introduced into sVPR.

III. METHODOLOGY

Here we first introduce the usual solution paradigm of VPR and the spatiotemporal-based feature learning structure, and then introduce the loss function.

A. Architectures

VPR is generally seen as a retrieval problem. Given a sequence I_q^l , the learning model f maps the I_q^l to a single D-dimensional descriptor that represents the sequence as a whole, namely $f(I_q^l) \rightarrow d_q \in \mathbb{R}^D$, l is the sequence length. Using d_q to retrieve the most similar d_r in the reference database.

An overview of our model is depicted in Figure 1. The SpatioTemporal Attention Model (STAM) takes as input a sequence $S \in \mathbb{R}^{L \times H \times W \times 3}$ consisting of L RGB frames of size $H \times W$. Followed the original Vision Transformer [27], we decompose each frame into N non-overlapping patches. Considering that transformers are computation-intensive and lack of the inductive biases inherent in CNNs, such as translation invariance and locality [28], we use two layers convolution to extract local features. For frame $s_i \in S$, where $i \in \{1, 2, \dots, L\}$, using convolution layers map s_i to feature map $m_i \in \mathbb{R}^{h \times w \times c}$, where c is the number of channels. The number of patches N is hw/P^2 if patch size is $P \times P$, and we flatten the patches and map to a vector with a trainable linear projection E .

$$x_{j,patch}^i = E(patch_j^i), x_j^i \in \mathbb{R}^D \quad (1)$$

where $i \in \{1, 2, \dots, L\}$, $j \in \{1, 2, \dots, N\}$. Then, the x is employed as the input embeddings to spatial and temporal Encoder.

1) *Spatial Attention*: For spatial interaction, patches from the same frame are relatively fixed in spatial location. Similar to ViT [27], we use standard learnable absolute position embedding $x_{pos} \in \mathbb{R}^D$ to fuse the position information into the patch embedding (the superscript is omitted where it does not cause ambiguity), i.e., ,

$$x_j = x_{j,patch} + x_{j,pos}, x_j \in \mathbb{R}^D \quad (2)$$

We adopt L-layer transformer encoder for spatial fusion. Each layer consists of a multi-head self-attention (MSA) module, a multi-layer perceptron (MLP), and Layernorm (LN) blocks and residual connections as shown Figure 2. The MSA applies linear projections $W_Q, W_K, W_V \in \mathbb{R}^{D \times D}$ to query, key and value in Equation 3, where $X = \{x_1, x_2, \dots, x_N\}$. Subsequently, the self-attention weights

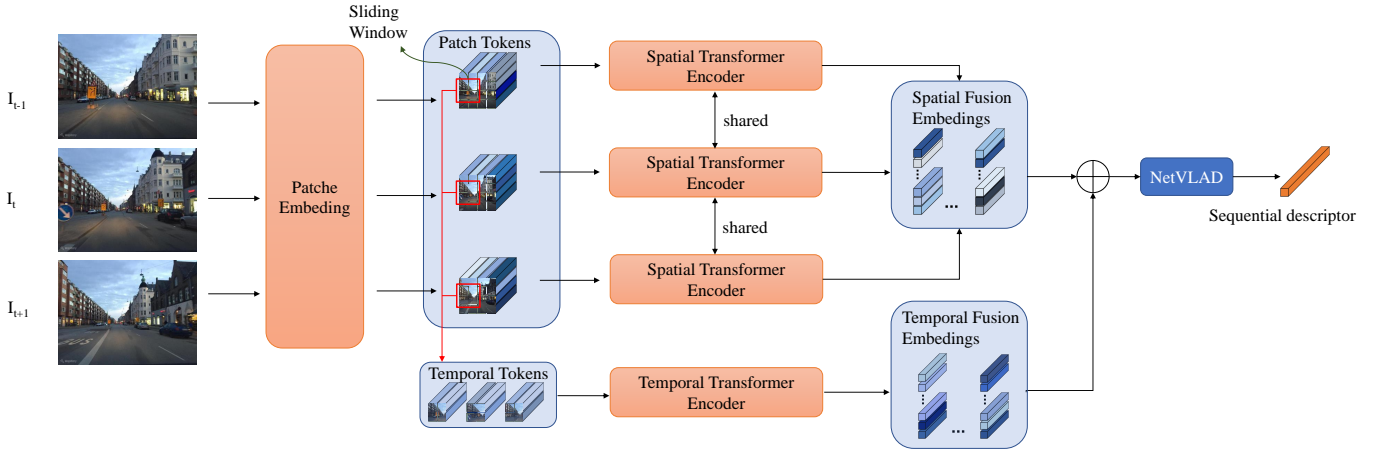


Fig. 1. **The pipeline of our spatiotemporal attention model.** Given continuous row frames I_{t-1}, I_t, I_{t+1} , the Patch Embedding splits each frame to patches and encodes to features or tokens described in Transformer. For Spatial Transformer Encoder, the tokens from the same frame make self-attention for spatial information interaction. On the other hand, the tokens from the sliding window in different frames make self-attention to fuse temporal information, which can capture local features motion. Finally, the two branch tokens add up via location, and netvlad aggregate these tokens to generate sequential descriptor.

are computed via dot-product and the output sequence $Z \in \mathbb{R}^{N \times D}$ in Equation 4.

$$Q = W_Q X, K = W_K X, V = W_V X \quad (3)$$

$$Z = \text{Softmax}(QK^T / \sqrt{D})V \quad (4)$$

In our attention blocks, including spatial and temporal, class token is removed which is different from ViT [27] since we exploit the attention to achieve information interaction rather extract frame global descriptor. Our sequence global descriptor is aggregated by netvlad, see Section III-A.3.

2) *Temporal Attention:* For temporal interaction, $x_{j,patch}$ from Equation 1 are taken as input. Since the local features do not move extensively over a period of time, we define a sliding window of size $m \times m$ and control the temporal self-attention in a sliding window of the sequence. This captures the motion of local features over multiple frames while maintaining higher computational efficiency. Redefine X in Equation 3, $X = \{x_j^1, \dots, x_{j+m_2}^1, \dots, x_j^L, \dots, x_{j+m_2}^L\}$, and generate Q, K, V from Equation 3.

If temporal structure modeling relies on absolute positional embedding to provide positional information, the fundamental principle of shift variation is ignored. Namely the interaction between two patches will change depending on their absolute position in the sequence, even if their relative position remains the same. But in dynamic scenes this relative position is more meaningful than the absolute position. To solve this problem, we embed relative positions [29], i.e., calculations that depend only on the set of relative positional distances. We encode the relative position between the two input patches in X , i and j , into positional embedding $P_{ij} \in \mathbb{R}^D$. The pairwise encoding representation is then embedded into the self-attention module:

$$Z = \text{Softmax}(QK^T + E^{(rel)} / \sqrt{D})V \quad (5)$$

where $E_{ij}^{(rel)} = Q_i P_{ij}$, and $E^{(rel)} \in \mathbb{R}^{(m \times m \times L) \times (m \times m \times L)}$. Inspired by [19], we decompose the relative position encod-

ing into height, width and temporal axes, which can reduce the number of learned embeddings.

3) *Aggregation:* Given a set of D -dimensional embeddings from spatial and temporal Transformer, add them up according to the position of patches. Then aggregate $N \times L$ embeddings via netvlad [6]:

$$V(k) = \sum_{i=1}^{N \times L} a_k(x_i)(x_i - c_k) \quad (6)$$

where x_i is a single embeddings, c_k is the k -th centroid, which are trainable parameters, and the $a_k(x_i)$ is the soft-assignment defined as:

$$a_k(x_i) = \frac{e^{w_k^T x_i + b_k}}{\sum_{k'} e^{w_{k'}^T x_i + b_{k'}}} \quad (7)$$

where w_k, b_k are also trainable parameters.

B. Loss Function

We train our model using a set of reference and query databases, where for each query considered as an anchor S_a , its positives S_p and negatives S_n are generated from the reference database using a pre-defined localization radius. Similar to the training regime of NetVLAD [6], we use max-margin triplet loss as described below:

$$\text{Loss} = \max(\|S_a - S_p\|_2 - \|S_a - S_n\|_2 + \alpha, 0) \quad (8)$$

where α is the desired margin between the positives and negatives in the descriptor space.

IV. EXPERIMENTS

This section describes the experimental setup, including the dataset, training details and evaluation metrics, as well as the results obtained from our entire investigation of sequence-based visual palce recognition methods.

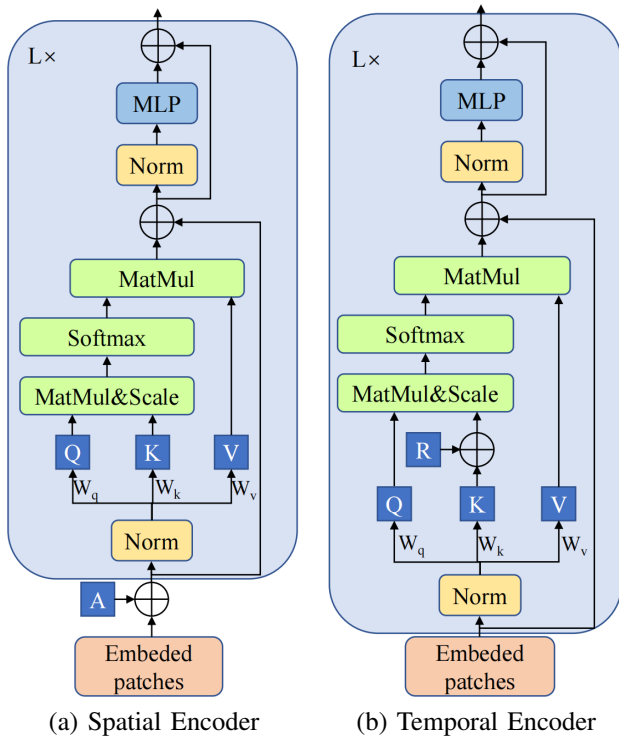


Fig. 2. **Detail of spatial and temporal transformer encoder.** The A indicates the absolute position embeddings, and the R indicates the relative position embeddings.

A. Datasets

For our experiments we use three datasets: MSLS [30], NordLand [31], Oxford RobotCar [32], see Table I.

1) *Mapillary Street Level Sequences (MSLS)*: Mapillary Street Level Sequences (MSLS) is a large-scale dataset for street-level view image sequences to support large-scale VPR studies. It contains a total of 63,000 high-quality image sequences collected from street and road conditions in different cities around the world. To comply with [21], [22], we used Melbourne for training and Amman, Boston, San Francisco and Copenhagen for testing.

2) *NordLand*: The Nordland dataset recorded from a train on the railway track in different seasons, covering various weather and lighting conditions. Same as [21], we use the Summer-Winter pair for training, and use Spring-Fall pair for testing.

3) *Oxford RobotCar*: The Oxford RobotCar dataset is a large-scale dataset for autonomous driving research, collected by a self-driving car driving in Oxford. It contains more than 100 repetitions of a consistent route through Oxford city center, captured over different days and at different times of day and weather conditions. We design two experimental sequence: Oxfore1 is split database (2015-03-17-11-08-44) and query (2014-12-16-18-44-24) to train set and test set; Oxford2 use different sequence, where database (2014-12-16-09-14-09) and query (2014-12-17-18-18-43) for train and database (2014-11-18-13-20-12) and query (2014-12-16-18-44-24) for test. The sequence were pre-processed to keep an approximate 2m frame separation.

TABLE I
DATASETS DETAIL. THIS TABLE SPECIFIES THE NUMBER OF IMAGES IN THE DATASET USED.

dataset		database / queries
MSLS	melbourne	101827 / 88118
	amman	953 / 835
	boston	14024 / 6724
	san francisco	6315 / 4525
	copenhagen	12601 / 6595
NordLand	train set	15000 / 15000
	test set	3000 / 3000
Oxfore1	train set	2401 / 2448
	test set	1460 / 1474
Oxford2	train set	3619 / 3926
	test set	3632 / 3921

B. Train and Evaluation

We adopts the triplet loss and Adam optimizer for training. For VPR, positives and negatives are important for model performance. We use the mining methods [6] to select suitable sample, i.e., initial filtering by GPS between query and database, and then selecting positives and negatives by cosine distance in the feature space. We can get one best positive and five hard negatives. To avoid computing features for the entire database, we use a cache to store the features which are from partial mining [30]. It is used for the second step of sample selection and refreshed after every 1000 iterations. We use a batch size of 4 triples, each consisting of a query sequence, a positive and 5 negatives, where each sequence length is 5, and 4 layers for both spatial and temporal encoder.

Hence, we use Recall@K as the performance metric. For a given localization radius, Recall@K is defined as the ratio of correctly retrieved database to the total number of queries, where at least one of the top K is within localization radius from the ground truth position of the query. We use a localization radius of 10 meters, 20 meters and 1 frame respectively for Oxford, MSLS and Nordland datasets as [21].

C. Results

1) *Comparison with State-of-the-art*: The sota methods using sequential descriptor are selected for comparison: SeqNet [21], SeqVLAD [22]. SeqNet mainly sum single frame descriptor, and SeqVLAD focus on frame local features with CCT [28] and aggregation. This two methods have different experimental setting. For a fair comparison, all the experimental results are reproduced via our setting in Section IV-A and Section IV-B. Table II and Table III show our method results with SeqNet and SeqVLAD on MSLS, NordLand and Oxford RobotCar. Our method outperforms SeqNet on all datasets. This indicates the sequential descriptor by summing single frame descriptor likely losses many information. Since the single frame descriptor only presents an frame, which may focus on part of regions, and the descriptor presents frame uncompletely. So that summing the descriptor to sequential descriptor can not focus on the whole sequence frames completely. However,

TABLE II
QUANTITATIVE RESULTS ON MSLS

Method	MSLS											
	Amman			Boston			SF			Cph		
	R@1	R@5	R@10	R@1	R@5	R@10	R@1	R@5	R@10	R@1	R@5	R@10
SeqNet [21]	0.269	0.376	0.408	0.274	0.354	0.390	0.556	0.671	0.728	0.462	0.581	0.637
SeqVLAD [22]	0.300	0.448	0.519	0.466	0.628	0.678	0.661	0.826	0.863	0.564	0.722	0.777
Ours	0.303	0.423	0.511	0.504	0.645	0.688	0.680	0.841	0.864	0.608	0.765	0.801
SeqVLAD w/ PCA	0.294	0.442	0.526	0.465	0.623	0.675	0.656	0.822	0.859	0.560	0.720	0.774
Ours w/ PCA	0.306	0.411	0.510	0.502	0.645	0.691	0.671	0.839	0.860	0.604	0.760	0.801

TABLE III
QUANTITATIVE RESULTS ON NORDLAND AND OXFORD ROBOTCAR

Method	NordLand			Oxford1			Oxford2		
	R@1	R@5	R@10	R@1	R@5	R@10	R@1	R@5	R@10
SeqNet [21]	0.797	0.905	0.930	0.741	0.875	0.933	-	-	-
SeqVLAD [22]	0.964	0.992	0.993	0.966	0.982	0.989	0.844	0.929	0.958
Ours	0.971	0.995	0.995	0.958	0.978	0.988	0.868	0.944	0.968
SeqVLAD w/ PCA	0.963	0.991	0.994	0.967	0.982	0.990	0.847	0.932	0.961
Ours w/ PCA	0.971	0.995	0.995	0.955	0.977	0.986	0.866	0.945	0.969

our method extract features derictly from sequence frames. These features are discriminative for the sequence not just for one frame, which make our descriptor unique for different sequence. Additionally, our descriptor has a better performance on MSLS (except Amman R@5/R@10), NordLand and Oxford2, compared with SeqVLAD. This indicates that our proposed cross-frames temporal attention truely captures the information between sequence frames, and the temporal information truely importance and effective for sVPR. Although its performance slightly worse than SeqVLAD in Oxford1, the performance on Oxford2 is improved more 2% R@1. Because the Oxford2 train set and test set are from different sequence, while the Oxford1 counterpart is split for the same sequence (see Section IV-A). This shows that our model generalizes better. Dimensionality reduction by PCA into 4096-D performs similarly to the full size feature, which indicates the sequential descriptor extracted from row frames truely can fuse the whole sequence features. Although decreasing the descriptor dimension, its discriminative information is preserved and makes the descriptor unique.

2) *Ablation Studies*: We conducted ablation studies on MSLS four test cities together to analyze the effectiveness of the *spatiotemporal attention with position embedding* and the *sliding window setting*. See Figure 3, we compare the experimental results of spatiotemporal attention with position embedding. Comparing the folding lines, only using spatial attention is absolutly better than only using temporal attention, which likely suggests that spatial structural features provide more information. But our fusion spatiotemporal attention has best performance, which demonstrates that fusing the temporal information to spatial-based method is effective for sVPR and vice versa. In addition, the role of position embedding is slight for spatial attention even w/o position embedding better than absolute position embedding, but relative position embedding overall performance better except R@1. However, for temporal attention, the position embedding is very important. Fusing position information

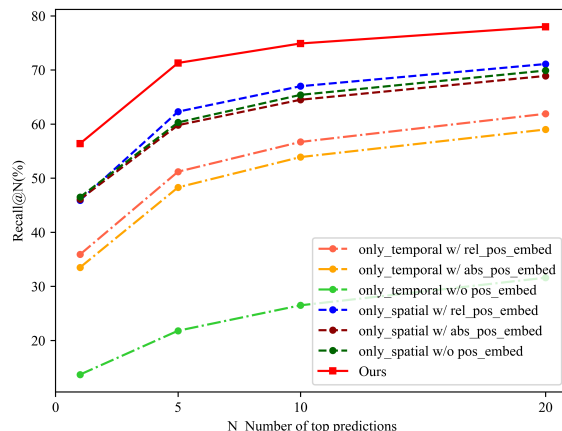


Fig. 3. **Ablation Studies for spatiotemporal effectiveness and position embedding.** We show the comparison of Recall@N performances with only spatial or temporal module, and two kinds of position embedding or w/o position information. In addition, the position embedding is trained from scratch without pre-trained parameters.

improves performance greatly, and relative position embedding completely superiors to absolute position embedding. Furthermore, the sliding window setting can affect the ability of capturing local feature motion in temporal attention. Sliding window that is too small does not focus on sufficient motion information, and one that is too large increases the computational burden. We compare different sliding window setting, including window size $m \times m$ and stride s , defined m/s , see Figure 4. We set window size 4×4 , 6×6 and 8×8 , and stride $\{2, 3\}$, $\{2, 3, 4\}$, $\{3, 4, 5\}$ respectively. The experimental results verify our suspicions that the too small sliding window has poorer performance. For the same stride, a larger window performs better than a smaller one, but but beyond a certain size the performance decreases.

3) *Qualitative Results*: In Figure 5, we show our retrieval sequence compared with SeqNet and SeqVLAD in MSLS

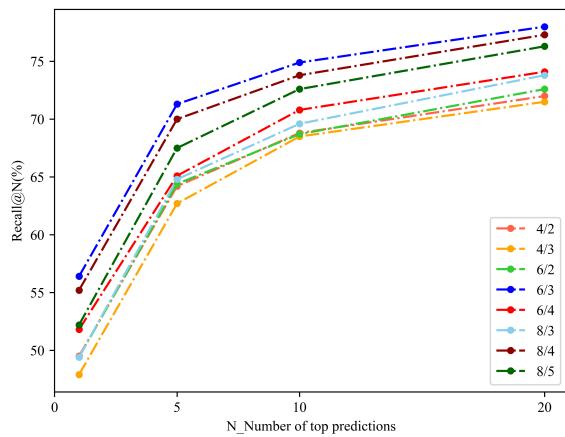


Fig. 4. **Ablation Studies for spatiotemporal effectiveness and position embedding.** We show the comparison of Recall@N performances with different sliding window setting, where m/s demonstrates the size and stride of the sliding window respectively.

street view and highway, Oxford and NordLand. The green and red indicate correct and completely wrong retrieval, respectively. The orange indicate the retrieval sequence and query have the same view, but there is a distance over threshold between them, and we define they are not the same "place". It is different with red which belongs to absolute another place. From the qualitative results, our method demonstrates the ability to handle day-naight change and light conditions due to weather changes. In addition, it is unaffected by dynamic occlusions and changes in parts of the scene, such as pedestrians and vehicles on the road and changes due to road maintenance.

V. CONCLUSION

VPR has a wide range of application prospects. The aim of this work is to provide a new perspective on sequence-based VPR, not only by simply aggregating multiple frames spatially, but also by fusing feature in the temporal dimension. We use a spatiotemporal attention approach to provide a discriminative description of frame sequences with improved accuracy compared to existing methods. It is also demonstrated experimentally that for sequence descriptors, both spatial structure and temporal variation are important. We believe that these new findings will lay the foundation for research on methods to better utilize sequence information.

REFERENCES

- [1] S. Lowry, N. Sünderhauf, P. Newman, J. J. Leonard, D. Cox, P. Corke, and M. J. Milford, "Visual place recognition: A survey," *IEEE transactions on robotics*, vol. 32, no. 1, pp. 1–19, 2015.
- [2] H. Jégou, M. Douze, C. Schmid, and P. Pérez, "Aggregating local descriptors into a compact image representation," in *2010 IEEE Computer Society Conference on Computer Vision and Pattern Recognition*, 2010, pp. 3304–3311.
- [3] J. Sánchez, F. Perronnin, T. Mensink, and J. Verbeek, "Image classification with the fisher vector: Theory and practice," *International journal of computer vision*, vol. 105, no. 3, pp. 222–245, 2013.
- [4] H. Jégou, F. Perronnin, M. Douze, J. Sánchez, P. Pérez, and C. Schmid, "Aggregating local image descriptors into compact codes," *IEEE transactions on pattern analysis and machine intelligence*, vol. 34, no. 9, pp. 1704–1716, 2011.
- [5] Z. Chen, O. Lam, A. Jacobson, and M. Milford, "Convolutional neural network-based place recognition," *arXiv preprint arXiv:1411.1509*, 2014.
- [6] R. Arandjelovic, P. Gronat, A. Torii, T. Pajdla, and J. Sivic, "Netvlad: Cnn architecture for weakly supervised place recognition," in *Proceedings of the IEEE conference on computer vision and pattern recognition*, 2016, pp. 5297–5307.
- [7] H. Jin Kim, E. Dunn, and J.-M. Frahm, "Learned contextual feature reweighting for image geo-localization," in *Proceedings of the IEEE Conference on Computer Vision and Pattern Recognition*, 2017, pp. 2136–2145.
- [8] M. J. Milford and G. F. Wyeth, "Seqslam: Visual route-based navigation for sunny summer days and stormy winter nights," in *2012 IEEE international conference on robotics and automation*. IEEE, 2012,



Fig. 5. **Qualitative results.** In these examples, the proposed STAM successfully retrieves the matching reference sequence in MSLs street view and highway, Oxford and NordLand, while SeqNet and SeqVLAD produce incorrect place matches. Green and red indicate correct and completely wrong retrieval, respectively. While orange indicates the same view but beyond a certain distance threshold, which is not correct retrieval in our definition.

- pp. 1643–1649.
- [9] S. M. Siam and H. Zhang, “Fast-seqslam: A fast appearance based place recognition algorithm,” in *2017 IEEE International Conference on Robotics and Automation (ICRA)*. IEEE, 2017, pp. 5702–5708.
 - [10] O. Vysotska and C. Stachniss, “Lazy data association for image sequences matching under substantial appearance changes,” *IEEE Robotics and Automation Letters*, vol. 1, no. 1, pp. 213–220, 2015.
 - [11] F. Lu, B. Chen, Z. Guo, and X. Zhou, “Visual sequence place recognition with improved dynamic time warping,” in *2019 IEEE 31st International Conference on Tools with Artificial Intelligence (ICTAI)*. IEEE, 2019, pp. 1034–1041.
 - [12] S. Garg and M. Milford, “Fast, compact and highly scalable visual place recognition through sequence-based matching of overloaded representations,” in *2020 IEEE international conference on robotics and automation (ICRA)*. IEEE, 2020, pp. 3341–3348.
 - [13] P. Neubert, S. Ahmad, and P. Protzel, “A sequence-based neuronal model for mobile robot localization,” in *KI 2018: Advances in Artificial Intelligence: 41st German Conference on AI, Berlin, Germany, September 24–28, 2018, Proceedings 41*. Springer, 2018, pp. 117–130.
 - [14] P. Neubert, S. Schubert, and P. Protzel, “A neurologically inspired sequence processing model for mobile robot place recognition,” *IEEE Robotics and Automation Letters*, vol. 4, no. 4, pp. 3200–3207, 2019.
 - [15] E. Pepperell, P. I. Corke, and M. J. Milford, “All-environment visual place recognition with smart,” in *2014 IEEE international conference on robotics and automation (ICRA)*. IEEE, 2014, pp. 1612–1618.
 - [16] S. Garg, M. Vankadari, and M. Milford, “Seqmatchnet: Contrastive learning with sequence matching for place recognition & relocalization,” in *Conference on Robot Learning*. PMLR, 2022, pp. 429–443.
 - [17] G. Bertasius, H. Wang, and L. Torresani, “Is space-time attention all you need for video understanding?” in *ICML*, vol. 2, no. 3, 2021, p. 4.
 - [18] H. Fan, B. Xiong, K. Mangalam, Y. Li, Z. Yan, J. Malik, and C. Feichtenhofer, “Multiscale vision transformers,” in *Proceedings of the IEEE/CVF International Conference on Computer Vision*, 2021, pp. 6824–6835.
 - [19] Y. Li, C.-Y. Wu, H. Fan, K. Mangalam, B. Xiong, J. Malik, and C. Feichtenhofer, “Mvitv2: Improved multiscale vision transformers for classification and detection,” in *Proceedings of the IEEE/CVF Conference on Computer Vision and Pattern Recognition*, 2022, pp. 4804–4814.
 - [20] J. M. Facil, D. Olid, L. Montesano, and J. Civera, “Condition-invariant multi-view place recognition,” *arXiv preprint arXiv:1902.09516*, 2019.
 - [21] S. Garg and M. Milford, “Seqnet: Learning descriptors for sequence-based hierarchical place recognition,” *IEEE Robotics and Automation Letters*, vol. 6, no. 3, pp. 4305–4312, 2021.
 - [22] R. Mereu, G. Trivigno, G. Berton, C. Masone, and B. Caputo, “Learning sequential descriptors for sequence-based visual place recognition,” *IEEE Robotics and Automation Letters*, vol. 7, no. 4, pp. 10 383–10 390, 2022.
 - [23] C. Feichtenhofer, A. Pinz, and R. P. Wildes, “Spatiotemporal multiplier networks for video action recognition,” in *Proceedings of the IEEE conference on computer vision and pattern recognition*, 2017, pp. 4768–4777.
 - [24] Z. Huang, X. Shen, X. Tian, H. Li, J. Huang, and X.-S. Hua, “Spatio-temporal inception graph convolutional networks for skeleton-based action recognition,” in *Proceedings of the 28th ACM International Conference on Multimedia*, 2020, pp. 2122–2130.
 - [25] J. Ji, C. Xu, X. Zhang, B. Wang, and X. Song, “Spatio-temporal memory attention for image captioning,” *IEEE Transactions on Image Processing*, vol. 29, pp. 7615–7628, 2020.
 - [26] A. Aich, M. Zheng, S. Karanam, T. Chen, A. K. Roy-Chowdhury, and Z. Wu, “Spatio-temporal representation factorization for video-based person re-identification,” in *Proceedings of the IEEE/CVF international conference on computer vision*, 2021, pp. 152–162.
 - [27] A. Dosovitskiy, L. Beyer, A. Kolesnikov, D. Weissenborn, X. Zhai, T. Unterthiner, M. Dehghani, M. Minderer, G. Heigold, S. Gelly *et al.*, “An image is worth 16x16 words: Transformers for image recognition at scale,” *arXiv preprint arXiv:2010.11929*, 2020.
 - [28] A. Hassani, S. Walton, N. Shah, A. Abuduweili, J. Li, and H. Shi, “Escaping the big data paradigm with compact transformers,” *arXiv preprint arXiv:2104.05704*, 2021.
 - [29] P. Shaw, J. Uszkoreit, and A. Vaswani, “Self-attention with relative position representations,” *arXiv preprint arXiv:1803.02155*, 2018.
 - [30] F. Warburg, S. Hauberg, M. Lopez-Antequera, P. Gargallo, Y. Kuang, and J. Civera, “Mapillary street-level sequences: A dataset for lifelong place recognition,” in *Proceedings of the IEEE/CVF conference on computer vision and pattern recognition*, 2020, pp. 2626–2635.
 - [31] N. Sünderhauf, P. Neubert, and P. Protzel, “Are we there yet? challenging seqslam on a 3000 km journey across all four seasons,” in *Proc. of workshop on long-term autonomy, IEEE international conference on robotics and automation (ICRA)*, 2013, p. 2013.
 - [32] W. Maddern, G. Pascoe, C. Linegar, and P. Newman, “1 year, 1000 km: The oxford robotcar dataset,” *The International Journal of Robotics Research*, vol. 36, no. 1, pp. 3–15, 2017.