

MALM: Mask Augmentation based Local Matching for Food-Recipe Retrieval

Bhanu Prakash Voutharoja
University of Wollongong
Wollongong, New South Wales, Australia
voutharoja.bhanu06@gmail.com

Lei Wang
University of Wollongong
Wollongong, New South Wales, Australia
leiw@uow.edu.au

Peng Wang
University of Wollongong
Wollongong, New South Wales, Australia
pengw@uow.edu.au

Vivienne Guan
University of Wollongong
Wollongong, New South Wales, Australia
vguan@uow.edu.au

ABSTRACT

Image-to-recipe retrieval is a challenging vision-to-language task of significant practical value. The main challenge of the task lies in the ultra-high redundancy in the long recipe and the large variation reflected in both food item combination and food item appearance. A de-facto idea to address this task is to learn a shared feature embedding space in which a food image is aligned better to its paired recipe than other recipes. However, such supervised global matching is prone to supervision collapse, i.e., only partial information that is necessary for distinguishing training pairs can be identified, while other information that is potentially useful in generalization could be lost. To mitigate such a problem, we propose a mask-augmentation-based local matching network (MALM), where an image-text matching module and a masked self-distillation module benefit each other mutually to learn generalizable cross-modality representations. On one hand, we perform local matching between the tokenized representations of image and text to locate fine-grained cross-modality correspondence explicitly. We involve representations of masked image patches in this process to alleviate overfitting resulting from local matching especially when some food items are underrepresented. On the other hand, predicting the hidden representations of the masked patches through self-distillation helps to learn general-purpose image representations that are expected to generalize better. And the multi-task nature of the model enables the representations of masked patches to be text-aware and thus facilitates the lost information reconstruction. Experimental results on Recipe1M dataset show our method can clearly outperform state-of-the-art (SOTA) methods. Our code will be available at XXXXX.

CCS CONCEPTS

• **Information systems** → **Multimedia and multimodal retrieval**; • **Computer systems organization** → *Neural networks*.

Permission to make digital or hard copies of all or part of this work for personal or classroom use is granted without fee provided that copies are not made or distributed for profit or commercial advantage and that copies bear this notice and the full citation on the first page. Copyrights for components of this work owned by others than ACM must be honored. Abstracting with credit is permitted. To copy otherwise, or republish, to post on servers or to redistribute to lists, requires prior specific permission and/or a fee. Request permissions from permissions@acm.org.

© 2023 Association for Computing Machinery.
ACM ISBN 978-x-xxxx-xxxx-x/YY/MM...\$15.00
<https://doi.org/10.1145/nnnnnnn.nnnnnnn>

KEYWORDS

image-recipe retrieval, multimodal learning, self-distillation, contrastive learning

ACM Reference Format:

Bhanu Prakash Voutharoja, Peng Wang, Lei Wang, and Vivienne Guan. 2023. MALM: Mask Augmentation based Local Matching for Food-Recipe Retrieval. In *Proceedings of* . ACM, New York, NY, USA, 11 pages. <https://doi.org/10.1145/nnnnnnn.nnnnnnn>

1 INTRODUCTION

Food consumption is closely linked to our health and cultures [34]. How to use computer vision techniques to advance this fundamental human experience has significant practical value. Image-to-recipe retrieval is one of such vision task that observes wide applications, such as digital cooking, dietary tracking, and food recommendation, just to name a few. This task has attracted great research attention since the release of Recipe1M [50] and Recipe1M+ [34], large-scale, structured corpus of over one million cooking recipes and 13 million food images.

Image-to-recipe retrieval is a challenging task compared to standard image-text retrieval. Fig. 1 illustrates the complexity of the image-recipe retrieval task. Firstly, the textual recipes are normally quite lengthy, and much content in the recipes is irrelevant to the retrieval task. For example, in Recipe1M, the recipe consists of three entities, i.e., title, ingredients, and instructions, and each instruction contains 208 words on average [34]. Secondly, the image tends to observe a wide range of food item combinations and the food items contained normally have fine-grained nature and large intra-class variation. To address this challenging task, most existing works [20, 30, 49, 51] focused on designing effective encoders to extract useful features from both modalities such that in the shared feature space paired image-recipes are close while unpaired ones are pushed apart. However, such supervised global-level image and recipe representation matching may suffer from supervision collapse [16], i.e., only partial information that is necessary for distinguishing training pairs can be identified while other useful information that is desirable for generalization will be lost.

To alleviate the supervision collapse problem, in this work, we propose a mask-augmentation based local matching (MALM) network. Our model adopts a multi-task training strategy, where an image-text matching module aligns paired images and recipes, and a



Figure 1: Illustration of the complexity of recipe and food images in the image-to-recipe retrieval task. The correspondence between the food image and recipe is shown via bounding boxes in the color of the highlighted text.

masked self-distillation module learns general-purpose image representations. Importantly, these two modules complement each other and can work together to develop cross-modality representations that can generalize better. **Firstly**, thanks to unified tokenized representations from Transformer [54], we propose a local-matching based contrastive loss that matches the image patch representations against the local text features to explicitly learn fine-grained correspondence. However, instead of performing local matching on top of all the raw image patch representations, the majority of the image patches are masked out and the masked representations are involved in the image-text matching. This can be regarded as data augmentation, which can effectively alleviate the potential overfitting resulting from local matching especially when some food items are underrepresented. **Secondly**, the hidden representations of the masked image patches are predicted based on a self-distillation module. That is, the model first adopts a teacher model to produce the representations of the original image patches which are then reconstructed by a student model based on a masked version of the input. The parameters of the teacher model are updated as an exponentially moving average of the student network. Note that different from existing design [2], the masked representations in our model are enforced to be text-aware through the image-text matching module and thus can facilitate the lost information reconstruction for missing patches. This is expected to be able to alleviate the difficulty of visual representation reconstruction under extremely complex food data variation. The experiments on Recipe1M dataset show the appealing performance of the proposed MALM model.

The contributions of this work can be summarized as follows:

- We approach the challenging image-to-recipe retrieval task from the perspective of supervision collapse and propose a token-based local matching strategy to address the supervision collapse by explicitly locating the fine-grained cross-modality correspondence.
- We propose a novel multi-task model, where a text-aware masked self-distillation is proposed to alleviate the overfitting resulted from local matching and consequently learn general-purpose visual features that generalize better.
- Experimental results on Recipe1M show the proposed method can achieve new state-of-the-art image-to-recipe retrieval

performance and reveal the appealing properties of the proposal in addressing supervision collapse.

2 RELATED WORK

Since the release of food datasets like Food-101 [4] and ISIA Food-500 [38], the computer vision community has made tremendous strides in the field of food detection. The majority of works concentrate on classifying food images [13, 27, 32, 36, 41, 43], with the objective being to establish the category of the food image. Other studies investigate a variety of tasks, including calculating the number of ingredients in a dish [10, 28], determining calories [40], and guessing contents using multiple labels [7, 8]. Since the publication of multi-modal datasets like Recipe1M [50] and Recipe1M+ [34], new tasks involving the use of both visual and written recipes have evolved. Several studies put forth solutions for cross-modal recipe retrieval [6, 9, 49–51, 57], recipe generation [1, 28, 42, 48, 55], and question answering [64] that make use of image-recipe paired data.

2.1 Vision-Language Representation Learning

In recent years, vision-language research has advanced rapidly. A number of different cross-modality loss functions have been proposed for the training objective, including image-text matching [14, 33], masked language modeling [15], masked image modeling [3, 52], and contrastive learning [11, 53]. These are often combined to create a compound objective. Few works based on contrastive learning techniques [5, 11, 12, 21, 23] specifically investigate the effectiveness of learning visual representations for image classification. Multi-modal (image and text) contrastive learning objectives [24, 39, 46] have recently achieved promising performance in learning strong visual representations. Multi-modal contrastive learning extends contrastive learning to two modalities, such as images and text. This approach has been shown to be effective in learning strong visual representations. For example, the CLIP model [46] uses a multi-modal contrastive learning objective to learn visual representations. The multi-modal contrastive learning objectives [24, 39, 46] have recently achieved promising performance in learning strong visual representations. These approaches have the potential to revolutionize the way we train vision-language models.

2.2 Cross-Modal Retrieval

Finding the right sample in one modality given a data sample in a different modality, and vice versa is the goal of the cross-modal retrieval task. The cosine-similarity score is calculated using the embeddings of data samples of both modalities in a common space, and the sample with the highest score is then retrieved. For this task, methods often involve text and image encoding with LSTM or Transformer text encoders and pre-trained deep convolutional neural networks [51]. For recipe encoding, initial approaches use word2vec [37] and skip-thoughts [25] to embed the words and sentences, which are then encoded using recurrent networks (e.g., LSTMs). For better alignment of image and text, [35] uses a transformer encoder for image-sentence alignment. Additionally, cross-modal retrieval has benefited from the application of adversarial

learning [44, 57, 66]. Some studies have demonstrated the advantages of using attention to capture the intricate connections between visual and language, which improves the joint embedding space [26, 63]. In order to improve regional-level and regional-global linkages, Wen et al. [60] execute graph attention. Through cross-modal message aggregations, it has been successfully demonstrated that the interaction of multi-modal data can be strengthened [47, 59]. The alignment of the ingredients and the instructions are not equal; some ingredients are plainly visible in the image while others are not. This has led to some research into adding attention modules to recipe encoders or image encoders to weigh various tokens and regions differently when fusing the two modalities [20, 30, 58]. As a result of the success of transformers in text and vision, some recent work has been done to utilize transformers, with encouraging results.

Cooking recipes, in contrast to the brief descriptions from captioning datasets, are lengthy, structured text documents that are difficult to encode [49]. Chen et al. [9] use hierarchical attention to model each recipe component independently for strong recipe feature extraction. R2GAN [66] use an adversarial technique, to enhance the learning of recipe features by creating images from recipes. Another work, ACME [57] uses an adversarial learning technique coupled with a retrieval learning sample strategy for effective cross-modal alignment. Moreover, [65] encodes three components of the recipe separately using three attention networks and improves the triplet loss to lessen the impact of noise by optimizing the most extreme hard negative sample. Recently, [49] proposed a hierarchical transformer-based encoder specifically for recipes and achieved SOTA performance. The hierarchical transformer consists of three transformer encoders one for each recipe component to extract sentence-level embeddings. Next, another transformer aligns these embeddings to achieve intra-fusion using a self-supervised loss. Finally, the recipe embedding is obtained by concatenation of aligned titles, instructions, and ingredient sentence-level embeddings. Another work [45], generates cooking programs conditioned on the image and recipes. For each recipe, they generate a set of valid cooking program sequences. In the inference stage, the trained model not only retrieves the image/recipe but also predicts the cooking program. Shukor et al. [51] proposed a framework called TFood, which has image and recipe encoders with additional multi-modal regularization and image-text matching blocks to promote cross-alignment between image and text features. They further propose an adaptive triplet loss with a dynamic margin that adjusts the hardness of the learning process. We use TFood [51] as our baseline because of its higher performance, but we swap out their naive image-text matching with our suggested method of two-level image-text matching with mask-based data augmentation.

3 PROPOSED METHOD

Fig. 2 shows the overall framework of the proposed MALM model. Given a set of food images and their corresponding recipes, we pass the images to an image encoder and recipes to a text encoder to extract the visual and textual features respectively. We use vision transformer (ViT) [18] initialized with CLIP (Contrastive Language-Image Pre-Training) [46] pretrained weights as the image encoder.

Each recipe has three components: title, instructions, and ingredients. Similar to TFood [51], we use a hierarchical recipe encoder that has three transformer encoders for extracting sentence-level features of each recipe component and a transformer decoder with self and cross-attention to capture interactions between all the three recipe components for a strong intra-fusion. The final output of the hierarchical recipe encoder is a feature vector which is a concatenation of cross-attention features of the title, ingredients, and instructions. After extracting the image and recipe features, we explicitly perform image and recipe matching at local and global levels. Detailed discussion regarding the image-recipe matching is available in Sec 3.2. The involvement of masked image features in image-recipe matching leads to more generalized and recipe-aware reconstructed image features. Hence, we regard this as mask-based data augmentation which is detailed in Sec 3.1.

The global-level image-recipe matching may not sufficiently consider the finer details of the image, which could lead to supervision collapse. On the other hand, the proposed two-level image-recipe matching approach effectively addresses this issue. By learning strong features from both global and local levels, the model can alleviate supervision collapse. In Section 4.7, the effectiveness of the proposed approach, referred to as MALM, is demonstrated by comparing it with [51].

3.1 Data Augmentation using Mask-based Self-Distillation

For each image, we mask out a large subset of the image patches and replace the representations of masked patches with a mask token for image-text matching, which can be regarded as a data-augmentation to avoid overfitting. Inspired by the previous work [2, 17], we use a masked self-distillation strategy to reconstruct the masked image patch features. Specifically, the model first adopts a teacher model to produce the representations of the original image patches which are then reconstructed by a student model based on a masked version of the input. The parameters of the teacher model are updated as an exponential moving average of the student network. But our model differs from this typically masked self-distillation from two perspectives. Firstly, the masked self-distillation in [2] is proposed purely as a loss for self-supervised pre-training, while in our model it is employed as a data-augmentation operation to avoid overfitting from cross-modality matching. Secondly, the student network in our module interacts with the text through the multi-task nature of our network and thus makes the masked representation from the student to be text-aware. And such context information will be important to facilitate the missing information reconstruction especially when dealing with complex food images with large variations.

Let ϕ_{enc} and ϕ_{enc}^- represent the student and teacher image encoders respectively. Given an input image I , we pass it through ϕ_{enc}^- to extract the features $\phi_{enc}^-(I) = \mathbf{I}_f^- = \{\mathbf{f}_{cls}, \mathbf{f}_1, \dots, \mathbf{f}_p\}$. At the same time, we randomly mask some patches of I , and feed the unmasked patches \tilde{I} to ϕ_{enc} . Let \mathcal{M} be the set of indices of masked patches. The features extracted by ϕ_{enc} are $\tilde{\mathbf{I}}_f = \{\tilde{\mathbf{f}}_{cls}\} \cup \{\tilde{\mathbf{f}}_{p \notin \mathcal{M}}\}$. The masked features are replaced with a learnable mask token denoted as m to form a complete set of features $\mathbf{I}_f = \{\tilde{\mathbf{f}}_{cls}, \tilde{\mathbf{f}}_1, \dots, \tilde{\mathbf{f}}_p\}$, with $\tilde{\mathbf{f}}_{i \in \mathcal{M}} = m$. The mask-appended features are then projected

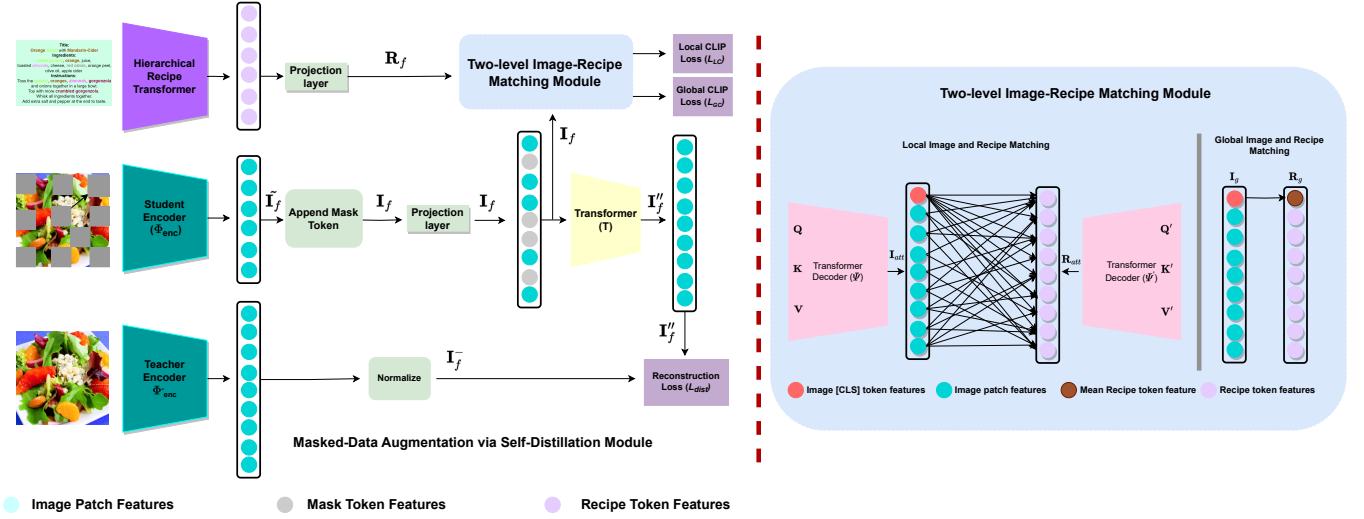


Figure 2: Illustration of our MALM framework. Our proposed framework has two modules - a) Two-level Image Recipe Matching to learn fine-grained image and recipe features at both local and global levels and thus alleviates supervision collapse; b) Masked-Data Augmentation via Self-Distillation for learning more generalized image features. Due to the multi-task nature of our model, the image representations learned by the student encoder are text-aware since we first perform the image-recipe matching on both masked and visible tokens and later use these matched features for masked image feature reconstruction.

and passed to an image-recipe matching module that performs matching at both local and global levels. The same features are also fed into a single-layer Transformer encoder (T) to predict the features for the missing patches,

$$T(I_f) = I_f'' = \{f''_{cls}, f''_1, \dots, f''_p\}. \quad (1)$$

To match the target features generated by ϕ_{enc}^- i.e. I_f^- , with the predicted features I_f'' , we use a distillation loss,

$$\mathcal{L}_{dist} = \frac{1}{|\mathcal{M}|} \sum_{p \in \mathcal{M}} \text{SmoothL1}(f''_p, \text{StopGradient}(f_p), \beta), \quad (2)$$

where $L1$ loss with a smoothing factor β is employed as the loss function. $\text{StopGradient}()$ prevents the gradient update of teacher image encoder (ϕ_{enc}^-).

The local matching and masked distillation modules are used only during the training phase. For inference, the output features from image and recipe encoders are directly used for retrieval.

3.2 Image-Recipe Matching

To align the image and recipe features in the embedding space, we do image-text matching using a contrastive loss [46] at both local-level and global-level. The local matching is motivated by the observation that global-representation based matching can risk losing local information within both food image and recipes, thus deteriorating the representation capacity of the features.

The right side of Fig 2 shows our proposed two-level image-text matching module. Let I_f be the masked image features from student encoder ϕ_{enc} and R_f be the recipe features extracted by a recipe encoder. We pass these extracted image and recipe features

through two different projection layers to match their dimensionality. Next, the projected image features are passed through a single layer transformer decoder (ψ_{dec}) with image features (I_f) as input and recipe feature R_f as context. First, the queries, keys, and values are calculated via linear transformation of image and recipe features i.e., queries $Q = W_q \cdot I_f$, keys $K = W_k \cdot R_f$ and values $V = W_v \cdot R_f$ where W_q , W_k , and W_v are trainable weights used to perform linear transformation. The cross-attention between image and recipe features is calculated as a scaled dot-product of queries and keys, i.e.,

$$A_I = \text{softmax}\left(\frac{QK^T}{\sqrt{D}}\right), \quad (3)$$

$$I_{att} = A_I V, \quad (4)$$

where $A_I \in \mathbf{R}^{B \times P \times S}$ represents the attention weights for recipe features obtained using a softmax function $\text{softmax}()$. $I_{att} \in \mathbf{R}^{B \times P \times D}$ represents the cross-attention image features. Here B is batch size, P is the number of patches in the image, S is the recipe sequence length, and D is the feature dimensions.

We follow the same method to obtain cross-attention recipe features using another single-layer transformer decoder (ψ'_{dec}) with queries $Q' = W_{q'} \cdot R_f$, keys $K' = W_{k'} \cdot I_{att}$ and values $V' = W_{v'} \cdot I_{att}$ where $W_{q'}$, $W_{k'}$, and $W_{v'}$ are trainable weights used to perform linear transformation. The cross-attention recipe features are obtained as

$$A_R = \text{softmax}\left(\frac{Q'K'^T}{\sqrt{D}}\right), \quad (5)$$

$$R_{att} = A_R V', \quad (6)$$

where $\mathbf{A}_R \in \mathbf{R}^{B \times S \times P}$ represents the attention weights obtained using a softmax function $\text{softmax}()$, and $\mathbf{R}_{att} \in \mathbf{R}^{B \times S \times D}$ represents the cross-attention recipe features.

Once the cross-attention image and recipe features are obtained, the image-recipe matching is done at global and local levels. To do the global-level matching, we extract the global image and recipe features. The additional [CLS] token used in vision transformer [18] is considered a global token since it attends to all patches of the image. Hence, features of [CLS] are considered as global features of the image i.e., $\mathbf{I}_g = \mathbf{I}_{att}[:, \text{CLS}, :]$. The global recipe features are obtained by taking the average of cross-attention recipe features i.e., $\mathbf{R}_g = \frac{\sum_{s=1}^S \mathbf{R}_{att}[:, s, :]}{S}$. The global image-recipe matching is performed using contrastive loss, an objective function that promotes semantically similar representations for the paired data and contrastive representations for unpaired data. In a batch of B samples, there would be B positive pairs and $B^2 - B$ negative pairs. The positive pairs are pulled close to each other while the negative pairs are pushed apart. Let Z be a contrastive function as

$$Z(\mathbf{x}_i, \mathbf{y}_i) = \frac{\exp(\mathbf{x}_i \cdot \mathbf{y}_i / \tau)}{\sum_{k=1, k \neq i}^B \exp(\mathbf{x}_i \cdot \mathbf{y}_k / \tau)}, \quad (7)$$

where \mathbf{x}_i , and \mathbf{y}_i are the features to be matched and B is the batch size. The CLIP loss performs both the image-text and text-image matching and returns its average as the final loss. Since we use CLIP loss for image-recipe matching, our global-level clip loss can be obtained as

$$\mathcal{L}_{GC} = \sum_{i=1}^B \frac{Z(\mathbf{I}_g[i, :], \mathbf{R}_g[i, :]) + Z(\mathbf{R}_g[i, :], \mathbf{I}_g[i, :])}{2}. \quad (8)$$

To learn cross-modality representations that can explicitly reflect the fine-grained correspondence, we propose to use a local-level image-recipe matching, which aligns the patch-wise image features with its relevant recipe features. The relevant recipe features for each image patch are obtained by performing elementwise multiplication of patch-wise softmax attention weights with cross-attention recipe features, i.e.,

$$\mathbf{R}_{l_p} = \mathbf{A}_I[:, p, :] \odot \mathbf{R}_{att} \quad (9)$$

where $p = \{1, 2, \dots, P\}$ represents number of patches in the image and \mathbf{R}_{l_p} represents weighted recipe features relevant to each image

patch. We then compute mean of \mathbf{R}_{l_p} as $\mathbf{R}_{l_p} = \frac{\sum_{s=1}^S \mathbf{R}_{l_p}[:, s, :]}{S}$. The local image-recipe matching is performed as

$$\mathcal{L}_{LC} = \sum_{i=1}^B \frac{\sum_{p=1}^P (Z(\mathbf{I}_{att}[i, p, :], \mathbf{R}_{l_{p_i}}) + Z(\mathbf{R}_{l_{p_i}}, \mathbf{I}_{att}[i, p, :]))}{P}. \quad (10)$$

3.3 Training Objective

We use TFood [51] without the image-text matching module as our baseline model. We replace their naive image-text matching module with our proposed two-level (local and global) matching module coupled with masked self-distillation. Our final training objective is

$$\mathcal{L} = \mathcal{L}_{itc} + \lambda_{itm}(\mathcal{L}_{GC} + \mathcal{L}_{LC}) + \lambda_{dist}\mathcal{L}_{dist}, \quad (11)$$

where \mathcal{L}_{itc} is the semantic triplet loss from TFood, λ_{itm} and λ_{dist} are the weights for image-text matching and reconstruction losses respectively. The input to \mathcal{L}_{itc} are image features from student encoder and recipe features.

4 EXPERIMENTS

This section shows the experimental results to verify the effectiveness of our suggested strategy, including comparisons to existing solutions and ablations studies to reveal appealing properties of the proposed method.

4.1 Dataset

We use the Recipe1M dataset [50] to train, validate, and test our model. Recipe1M is a large dataset of recipes that was collected from cookery websites. The dataset contains 1,029,720 recipes, each of which includes a title, a list of ingredients, a list of preparation instructions, and optionally an image. We split the dataset into three sets: training, validation, test with 720,639, 155,036, and 154,045 recipes. We only use paired data to train, validate, and test our model. The number of paired images and recipes in the training, validation, and test sets is 238,999, 51,119, and 51,303 respectively.

4.2 Evaluation Metrics

Following the previous works [51], we employ the median rank (medR) and recall metrics R-K (with K = 1, 5, 10) to assess the effectiveness of our model. Our evaluation entails the computation of average metrics on 10 bags of 1k samples and 5 bags of 10k samples randomly chosen from test set.

4.3 Implementation Details

Our experimental setup closely resembles that of the study by TFood [51]. We utilized ViT-B/16, a vision transformer, as our image encoder, which was initialized with CLIP weights, resulting in CLIP-ViT-B/16. Our hierarchical recipe transformer comprises two transformer encoders, each with 2 layers and 4 heads, with a hidden size of 512. The output dimension of the two projection layers is 768. The transformers in our two-level image-recipe matching module consist of 4 layers and 4 heads. To reconstruct the masked image patch features, we utilized a transformer encoder with 2 layers and 2 heads, with a hidden size of 768. The values of λ_{dist} and λ_{itm} are set to 1.0, and 1.0 respectively. The image encoder remains frozen for the first 20 epochs, after which all modules are trained using the Adam optimizer, with a learning rate of $1e - 5$, except for CLIP-ViT-B/16, which is trained with a learning rate of $1e - 6$. We trained the models with a batch size of 128 for 120 epochs. All transformers, except for CLIP-ViT-B/16, were trained from scratch. Our training utilized 2 NVIDIA V100 GPUs, each with 32GB of VRAM.

4.4 Comparison with Existing Solutions

In Table 1, we compare the results obtained from our model with those of previous works. Since our baseline is TFood [51], the results of previous studies are quoted from TFood paper for fair comparison. Our proposed two-level (local and global) image-recipe matching module coupled with mask-based data augmentation could enhance the baseline results by +7.3 %, +5.7 %, +5.4 % on R-1, R-5, and R-10 metrics, respectively, on the test set (10k) for

	1K								10K							
	image-to-recipe				recipe-to-image				image-to-recipe				recipe-to-image			
	medR	R-1	R-5	R-10	medR	R-1	R-5	R-10	medR	R-1	R-5	R-10	medR	R-1	R-5	R-10
Salvador et al. [50]	5.2	24.0	51.0	65.0	5.1	25.0	52.0	65.0	41.9	-	-	-	39.2	-	-	-
Adamine [6]	2.0	40.2	68.1	78.7	2.0	39.8	69	77.4	13.2	14.8	34.6	46.1	14.2	14.9	35.3	45.2
R2GAN [66]	2.0	39.1	71.0	81.7	2.0	40.6	72.6	83.3	13.9	13.5	33.5	44.9	12.6	14.2	35.0	46.8
MCEN [20]	2.0	48.2	75.8	83.6	1.9	48.4	76.1	83.7	7.2	20.3	43.3	54.4	6.6	21.4	44.3	55.2
ACME [57]	1.0	51.8	80.2	87.5	1.0	52.8	80.2	87.6	6.7	22.9	46.8	57.9	6.0	24.4	47.9	59.0
SN [65]	1.0	52.7	81.7	88.9	1.0	54.1	81.8	88.9	7.0	22.1	45.9	56.9	7.0	23.4	47.3	57.9
IMHF [29]	1.0	53.2	80.7	87.6	1.0	54.1	82.4	88.2	6.2	23.4	48.2	58.4	5.8	24.9	48.3	59.4
Wang et. al [56]	1.0	53.5	81.5	88.8	1.0	55.0	82.0	88.8	6.0	23.4	48.8	60.1	5.6	24.6	50.0	61.0
SCAN [58]	1.0	54.0	81.7	88.8	1.0	54.9	81.9	89.0	5.9	23.7	49.3	60.6	5.1	25.3	50.6	61.6
HF-ICMA [30]	1.0	55.1	86.7	92.4	1.0	56.8	87.5	93	5.0	24.0	51.6	65.4	4.2	25.6	54.8	67.3
MSJE [61]	1.0	56.5	84.7	90.9	1.0	56.2	84.9	91.1	5.0	25.6	52.1	63.8	5.0	26.2	52.5	64.1
SEJE [62]	1.0	58.1	85.8	92.2	1.0	58.5	86.2	92.3	4.2	26.9	54.0	65.6	4.0	27.2	54.4	66.1
M-SIA [31]	1.0	59.3	86.3	92.6	1.0	59.8	86.7	92.8	4.0	29.2	55.0	66.2	4.0	30.3	55.6	66.5
DaC [19]	1.0	60.2	84.0	89.7	1.0	-	-	-	4.0	30.0	56.5	67.0	-	-	-	-
X-MRS [22]	1.0	64.0	88.3	92.6	1.0	63.9	87.6	92.6	3.0	32.9	60.6	71.2	3.0	33.0	60.4	70.7
H-T [49]	1.0	60.0	87.6	92.9	1.0	60.3	87.6	93.2	4.0	27.9	56.4	68.1	4.0	28.3	56.5	68.1
H-T (ViT) [49]	1.0	64.2	89.1	93.4	1.0	64.5	89.3	93.8	3.0	33.5	62.1	72.8	3.0	33.7	62.2	72.7
T-Food (CLIP-ViT) [51]	1.0	72.3	90.7	93.4	1.0	72.6	90.6	93.4	2.0	43.4	70.7	79.7	2.0	44.6	71.2	79.7
Baseline	1.0	66.2	85.1	88.9	1.0	66.2	85.3	88.5	2.0	38.3	65.9	75.4	2.8	37.0	65.2	75.5
MALM	1.0	74.0	91.3	94.3	1.0	73.0	91.0	93.9	2.0	45.9	72.3	80.5	2.0	44.2	71.7	80.1

Table 1: Comparison with Previous Methods. medR (\downarrow), R-K (\uparrow) are reported on Recipe1M test set for 1k and 10k test sizes. The best score for each column is highlighted in bold. Our Baseline is T-Food (CLIP-ViT), without their image-text matching (ITM) module.

	medR	R-1	R-5	R-10
Baseline	2.0	38.3	65.9	75.4
Baseline + \mathcal{L}_{LC}	2.0	41.7	68.5	76.2
Baseline + \mathcal{L}_{LC} + \mathcal{L}_{GC}	2.0	43.8	70.3	79.5
Baseline + \mathcal{L}_{LC} + \mathcal{L}_{GC} + \mathcal{L}_{dist}	2.0	44.2	71.7	80.1
MALM + masking both modalities	2.0	43.9	71.1	79.8

Table 2: Ablation studies. medR (\downarrow), R-K (\uparrow) are reported on Recipe1M test set for image-to-recipe retrieval task with 10k test size.

Mask Ratio	medR	R-1	R-5	R-10
0.90	2.0	43.8	70.1	79.8
0.75	2.0	44.2	71.7	80.1
0.50	2.0	41.7	68.5	76.2
0.25	2.0	39.8	66.3	75.2

Table 3: Comparison of image-to-recipe retrieval results for various image masking ratios on 10k test setup

image-to-recipe retrieval task thus making our model (MALM) new state-of-the-art (SOTA). On the recipe-to-image retrieval task, we also achieve compelling results with an improvement of +7.1 %, +6.5 %, +4.6 % on R-1, R-5, and R-10 metrics, respectively, on test set (10k). By replacing the image-text matching module in TFood with our proposed image-text matching, we could enhance the performance on the image-recipe retrieval task by +5.1 %, +3.1 %, +3.1 % improvement in R-1, R-5, and R-10 metrics, respectively, on the test

set (10K). Similarly, we could achieve consistent improvement even on the recipe-image retrieval task with an average improvement of +3.7 % on the 10k test setup across all the recall metrics. On the 1k test setup, our proposed method achieved an average improvement of +2.5 % for recall metrics. Moreover, when compared with other SOTA models such as H-T (ViT) [49], the performance gain is much more significant with an increase of +11.9 % for R-1, +10.1 % for R2 and +7.5 % for R3 on image-recipe retrieval task on 10k test setup. Furthermore, the performance gap between the existing cross-attention-based methods such as HF-ICMA [30], M-SIA [31] and our proposed MALM is much higher with an average improvement of +20.6 % and +15.1 % respectively under 1k and 10k test setup.

4.5 Qualitative Analysis

Fig. 3 shows qualitative analysis on recipe-to-image and image-to-recipe retrieval tasks. The image retrieved by the baseline model for recipe query in row 1 of Fig. 3a is a basic cupcake without reflecting any fine-grained ingredients such as "chocolate", "white sugar", "chocolate chips", "vanilla", or "muffin cups with paper liners". Upon adding our proposed local-level clip loss for image-recipe matching, our model was able to identify "chocolate", and "cocoa powder" and retrieved an image accordingly. Moreover, the global-level image-text matching further helped the model to identify ingredients such as "flour", "white sugar" and "vanilla". Finally, after adding the self-distillation loss for image reconstruction, our model was able to identify much more fine-grained ingredients such as "paper liners" and "24 muffin cups" and retrieved the best matching image to the



a) recipe-to-image retrieval

Query	Baseline	+ Lc	+Lgc	+Ldist
	Title: Chipotle Copycat Lime Rice Recipe Ingredients: vegetable oil, butter, cilantro, rice, water salt, lime Instructions: In a 2-quart heavy saucepan, heat oil or butter over low heat. Add rice and lime juice, stir for 1 minute. Add water and salt,	Title: Butternut Squash Orzo Ingredients: butter, olive oil, onion, garlic, butternut, vegetable broth, pasta, parmesan cheese, basil, salt, and pepper Instructions: In a deep skillet, melt butter with oil over medium-high heat. Add onion and cook for about 6 minutes, or until tender and starting to brown.....	Title: Pesto Pasta and Chickpea Salad Ingredients: chickpeas, Italian salad, pesto sauce, pimientos, black olives, cheese Instructions: Prepare bow-tie pasta according to package directions. Combine all ingredients in a large bowl and stir to mix well. Increasing or decreasing the Italian.....	Title: Sukiyaki Ingredients: angel hair, cooling oil, sugar, steak, green tops, chicken broth, soy sauce, white wine, tofu, cabbage, mushrooms, spinach, leaves Instructions: In a large pot of boiling, salted water, cook the pasta until just done, about 3 minutes. Rinse with cold water and drain thoroughly.....
	Title: Slider-Style Mini Burgers Ingredients: beef, onion, mayonnaise, cheddar cheese, split, dinner rolls, sliced pickles Instructions: Preheat an oven to 350 degrees F (175 degrees C). Cover a baking sheet with aluminum foil and spray with cooking spray. Drain and discard any excess grease.....	Title: Bistro Cheeseburgers Ingredients: ground beef, sweet onions, swiss cheese, mayonnaise, dijon mustard, split, rolls, crisp bacon, tomatoes, lettuce Instructions: Preheat grill to medium. Lightly shape ground beef into four 3/4-inch thick patties. Brush onion slices with vegetable oil....	Title: Peppercorn-Bacon Cheeseburgers Ingredients: ground beef, bacon, pepper corn, kraft singles, lettuce, hamburger buns, onions, tomato ketchup Instructions: Heat grill to medium heat. Mix first 3 ingredients just until blended; Grill 4 to 5 min. on each side or until done (160 degrees F).....	Title: Green Chile Burger with Cream Cheese Spread Ingredients: Cream cheese, mayonnaise, jalapeno, salt, pepper, beef chuck, green chiles, onion, cumin, worcestershire, chili powder, buns Instructions: In a small bowl stir together the ingredients for the spread. Store in the refrigerator until ready to use. I just use my hands to combine...

b) image-to-recipe retrieval

Figure 3: Qualitative Analysis. We show the top-1 retrieved image for the input recipe query. Our baseline is TFood [51] but without their image-text matching module. L_{LC} refers to local-level clip loss (L_{LC}). L_{GC} refers to global-level clip loss (L_{GC}). L_{dist} refers to self-distillation reconstruction loss (L_{dist}). The ground-truth image is highlighted with a green colour.

recipe query. Even for the recipe query in row 2 of Fig. 3a, our model with image-recipe matching and self-distillation modules, was able to identify keywords such as "corn", "soup", "chicken", "tomatoes", "black beans", and "green bell pepper" in the title, ingredients, and instruction components of recipe query and retrieve the best image. The qualitative analysis of raw images and recipes shows the effectiveness of performing image-recipe matching on two levels. Moreover, coupling the image-text matching module with the self-distillation module helps the image encoder to learn more generalizable recipe-correlated image features. The same performance reflects even on the image-to-recipe retrieval task. In row 1 of Fig. 3b, given a food image as input, our approach with all the modules could retrieve the exact ground-truth recipe by identifying key ingredients such as "chicken broth", "spinach leaves", and "cabbage" which was missed by the baseline.

4.6 Ablation Study

We conduct an ablation study starting with a baseline and adding each module one at a time, recording the increase in performance, to evaluate the significance of various modules in our model. Our baseline is TFood but without their image-text matching (ITM) module. We then add our local-level image-text clip loss L_{LC} which improved the scores of recall metrics by 1.3 %. Next, by adding global-level clip loss L_{GC} , the performance is further improved. Our image-recipe matching module with both local-level and global-level image-recipe matching could improve the baseline recall scores by an average of + 2.3 %. Next, by adding our mask-based self-distillation loss L_{dist} , we could further enhance the R-1 score by + 2.9 %, R-5 score by + 1.7 % and R-10 score by + 1.3 %. Overall, by adding our proposed image-text matching module and

data augmentation using a mask-based self-distillation module to our baseline, we could achieve SOTA performance across all the recall metrics.

To evaluate the influence of the image-patch masking ratio on the overall performance, we conduct experiments on our model with four different masking ratios - 0.90, 0.75, 0.5, and 0.25. Results are available in Table 3. When the masking ratio is 0.75, the performance gain under recall metrics is at its maximum, while when it is 0.25, the performance gain is at its lowest. By masking the majority of the image patches, the model is forced to capture the image’s rich local patterns in order to reconstruct them. This operation is also expected to be able to alleviate overfitting result from dense local matching. **Masking both food images and recipes** We conducted an experiment to investigate the applicability of our approach in masking both recipe tokens and image patches, where we randomly mask them with a masking ratio of 0.75 and then reconstruct the recipes in the same manner as images. The results presented in Table 3 indicate that the masking of both the image and recipe modalities may not yield a substantial advantage when compared to masking the food images alone. This could be attributed to the image modality’s rich semantic information that aligns with the recipe information, allowing the model to reconstruct the food image using recipe data. Conversely, a recipe comprises three distinct components, namely title, ingredients, and instructions, with an average concatenation length of 574 tokens. It contains redundant information that is irrelevant to the food image, such as the instruction to "Preheat an oven for 10 minutes at 80 degrees". As a result, the clues extracted from the food image might be inadequate to fully reconstruct the recipe, ultimately resulting in decreased performance.

4.7 Supervision Collapse

To investigate the issue of supervision collapse in the baseline model and the effectiveness of our proposed approach in mitigating it, we conducted an analysis and comparison of the top-5 recipes retrieved by both the TFood and MALM models. Fig. 4 depicts examples of supervision collapse. In the first instance, the TFood model identified the query image as a cookie and retrieved recipes pertaining to cookies and muffins. However, it failed to recognize certain local details in the image, such as strawberries and blackberries, and relied heavily on more general information, such as chocolate chips, cream, and sugar. Additionally, the shape of the query image resembled that of a muffin. In contrast, our proposed framework, which utilizes two-level matching and reconstructed recipe-aware image features, was able to capture important nuances such as the presence of berries, vanilla pudding, and cake, resulting in the retrieval of recipes that more closely aligned with the image. Even when a pasta image was used as the query, MALM retrieved four out of five recipes containing the term 'pasta'. Moreover, our model successfully identified fine-grained ingredients such as cheese, basil, black olives, and leaves from the image, as evidenced by the highlighted regions in green in Fig. 4, which were also reflected in the retrieved recipes.

5 CONCLUSION

In this work, we investigated the image-text retrieval task from the perspective of supervision collapse, that is, performing supervised global text-image matching can result in a loss of information that is not necessary for fitting training data but desirable for generalization. To address this problem, we proposed a mask-augmentation-based local matching model, which employs two important modules that can benefit each other mutually to learn cross-modality features that generalize better. A local matching module locates fine-grained cross-modality correspondence and provides external supervision for a masked self-distillation module. The masked self-distillation module learns general-purpose image features and avoids overfitting caused by local matching.

ACKNOWLEDGMENTS

This research was supported by Multiple Sclerosis Australia Incubator Grant (Grant no. 21-1-110), Illawarra Health and Medical Research Institute Young Investigator Award, NCI Adapter Allocation Scheme and UOW/NCI Partner Share Scheme. VG was supported by Multiple Sclerosis Australia Postdoctoral Fellowship (Grant no. 20-223).

REFERENCES

- [1] Mustafa Sercan Amac, Semih Yagcioglu, Aykut Erdem, and Erkut Erdem. 2019. Procedural Reasoning Networks for Understanding Multimodal Procedures. In *Proceedings of the 23rd Conference on Computational Natural Language Learning (CoNLL)*. Association for Computational Linguistics, Hong Kong, China, 441–451. <https://doi.org/10.18653/v1/K19-1041>
- [2] Alexei Baeovski, Wei-Ning Hsu, Qiantong Xu, Arun Babu, Jiatao Gu, and Michael Auli. 2022. data2vec: A General Framework for Self-supervised Learning in Speech, Vision and Language. In *ICML*.
- [3] Hangbo Bao, Li Dong, Songhao Piao, and Furu Wei. 2022. BEiT: BERT Pre-Training of Image Transformers. In *International Conference on Learning Representations*. <https://openreview.net/forum?id=p-BhZSz59o4>
- [4] Lukas Bossard, Matthieu Guillaumin, and Luc Van Gool. 2014. Food-101 – Mining Discriminative Components with Random Forests. In *Computer Vision – ECCV 2014*, David Fleet, Tomas Pajdla, Bernt Schiele, and Tinne Tuytelaars (Eds.). Springer International Publishing, Cham, 446–461.
- [5] Mathilde Caron, Hugo Touvron, Ishan Misra, Hervé Jégou, Julien Mairal, Piotr Bojanowski, and Armand Joulin. 2021. Emerging Properties in Self-Supervised Vision Transformers. In *Proceedings of the International Conference on Computer Vision (ICCV)*.
- [6] Micael Carvalho, Rémi Cadène, David Picard, Laure Soulier, Nicolas Thome, and Matthieu Cord. 2018. Cross-Modal Retrieval in the Cooking Context: Learning Semantic Text-Image Embeddings. In *The 41st International ACM SIGIR Conference on Research & Development in Information Retrieval (Ann Arbor, MI, USA) (SIGIR '18)*. Association for Computing Machinery, New York, NY, USA, 35–44. <https://doi.org/10.1145/3209978.3210036>
- [7] Jingjing Chen and Chong-wah Ngo. 2016. Deep-Based Ingredient Recognition for Cooking Recipe Retrieval. In *Proceedings of the 24th ACM International Conference on Multimedia (Amsterdam, The Netherlands) (MM '16)*. Association for Computing Machinery, New York, NY, USA, 32–41. <https://doi.org/10.1145/2964284.2964315>
- [8] Jing-jing Chen, Chong-Wah Ngo, and Tat-Seng Chua. 2017. Cross-Modal Recipe Retrieval with Rich Food Attributes. In *Proceedings of the 25th ACM International Conference on Multimedia (Mountain View, California, USA) (MM '17)*. Association for Computing Machinery, New York, NY, USA, 1771–1779. <https://doi.org/10.1145/3123266.3123428>
- [9] Jing-Jing Chen, Chong-Wah Ngo, Fu-Li Feng, and Tat-Seng Chua. 2018. Deep Understanding of Cooking Procedure for Cross-Modal Recipe Retrieval. In *Proceedings of the 26th ACM International Conference on Multimedia (Seoul, Republic of Korea) (MM '18)*. Association for Computing Machinery, New York, NY, USA, 1020–1028. <https://doi.org/10.1145/3240508.3240627>
- [10] Mei-Yun Chen, Yung-Hsiang Yang, Chia-Ju Ho, Shih-Han Wang, Shane-Ming Liu, Eugene Chang, Che-Hua Yeh, and Ming Ouhyoung. 2012. Automatic Chinese Food Identification and Quantity Estimation. In *SIGGRAPH Asia 2012 Technical Briefs (Singapore, Singapore) (SA '12)*. Association for Computing Machinery, New York, NY, USA, Article 29, 4 pages. <https://doi.org/10.1145/2407746.2407775>





	Query	Top-1	Top-2	Top-3	Top-4	Top-5
TFood		<p>Title: Soft Pumpkin Ginger Molasses Cookies Ingredients: pumpkin, butter, molasses, egg, stevia, wheat flour, baking powder, cinnamon Instructions: In a large bowl combine butter, pumpkin, molasses and egg and mix well. Stir in stevia. In a separate bowl, combine dry ingredients.....</p>	<p>Title: Simple Sweet Potato or Pumpkin Muffins Ingredients: wheat flour, baking powder and soda, salt, cinnamon, ginger, sweet potato, maple syrup Instructions: preheat oven to 350 medium-high heat. mix wet ingredients mix dry ingredients. put into lined or greased muffin tin. bake for 15-20 minutes until toothpick comes out clean.</p>	<p>Title: No Stuffing Cheesy Stuffed Mushrooms Ingredients: pillsbury dinner rolls, mushrooms, italian seasoning, salt, black pepper, swiss cheese, parmesan cheese, olive oil Instructions: Cheese -- Mix the seasoning, salt and pepper with the grated cheese. Put them all on a paper plate and microwave for 1 minute directions. Just to get a head start in cooking....</p>	<p>Title: Maple Cinnamon Sweet Potato Scones Pecans Ingredients: wheat flour, oat flour, baking powder, sugar, salt, butter, sweet potato, cinnamon, pecans, buttermilk, vanilla extract, milk Instructions: Preheat oven to 375 F or 200C Spray. Mix dry ingredients (up to salt) into a large bowl Add the sweet potato, and cut it in as well Next, add to the buttermilk.....</p>	<p>Title: Grandma's Chewy Molasses Cookies Ingredients: butter, brown sugar, brown sugar, molasses, egg, flour, wheat germ, salt, cinnamon, clove, nutmeg, ginger, baking soda Instructions: Using a strong mixer, mix butter and sugar. Blend in molasses and egg gently. While butter/sugar is mixing, Add to creamed mixture in thirds until fully blended. Refrigerate 1 hour.....</p>
	MALM		<p>Title: Berry Trifle Ingredients: cake, blueberries, raspberries, blackberries, liqueur, vanilla pudding, milk, topping Instructions: Place cubed cake in bottom of large glass serving bowl. Layer the blueberries, raspberries and blackberries. Sprinkle with praline liqueur. In a medium bowl, combine pudding mix, milk</p>	<p>Title: Tropical Strawberry Cream Pie Ingredients: vanilla wafers, butter, sugar, Pineapple, water, Gelatin, ice cubes, strawberries Instructions: Crush 26 wafers, mix with butter until blended. Press onto bottom of 9-inch pie plate. Add boiling water to gelatin mix in medium bowl.....</p>	<p>Title: Jellybean Bark Ingredients: white confectioners' coating, jellybeans Instructions: Line a jelly roll pan with waxed paper and set aside. Melt the white confectioners' coating in the top of a double boiler. Spread the melted white confectioners'</p>	<p>Title: Jellybean Bark Ingredients: white confectioners' coating, jellybeans Instructions: Line a jelly roll pan with waxed paper and set aside. Melt the white confectioners' coating in the top of a double boiler. Spread the melted white confectioners'</p>
TFood		<p>Title: Soft Pumpkin Ginger Molasses Cookies Ingredients: pumpkin, butter, molasses, egg, stevia, wheat flour, baking powder, cinnamon Instructions: In a large bowl combine butter, pumpkin, molasses and egg and mix well. Stir in stevia. In a separate bowl, combine dry ingredients.....</p>	<p>Title: Michael's Flank Steak Hoagies Ingredients: cumin seeds, olive oil, honey, vinegar, garlic, Chile, black pepper, coriander, cayenne pepper, flank steak, salt, shredded iceberg lettuce, barbecue sauce Instructions: In a small skillet, toast the cumin seeds over moderate heat until fragrant, 2 to 3 minutes. Let cool, then grind coarsely in a mortar or a spice mill. Light a grill or heat a grill pan...</p>	<p>Title: Pauline Werner's Beef Stew Ingredients: pillsbury dinner rolls, mushrooms, italian seasoning, salt, black pepper, swiss cheese, parmesan cheese, olive oil Instructions: Heat the oil in a large pot over medium heat. Place the meat in a bowl, sprinkle with flour, and toss to coat. Transfer meat to pot, season with salt and pepper. Fill the pot with enough water to cover the meat....</p>	<p>Title: Sweet Potato Scones Ingredients: wheat flour, All-purpose Flour, baking powder, Baking Soda, Salt, Butter, Egg, Sweet Potato, Agave Nectar, Maple Syrup, Cinnamon Instructions: Preheat oven to 425 degrees. Peel the sweet potato and cut into small chunks. Place in a small microwave-safe bowl and heat for about 5 1/2 minutes. Once your potato is heated and soft, place it in the food processor.....</p>	<p>Title: Autumn Spice Ham Steak Ingredients: butter, ham steak, red apple, green apple, flavored pancake syrup, ground cinnamon Instructions: Melt the butter in a large skillet over medium-high heat. Fry the ham on both sides in the butter until browned. Lay the sliced apple over the ham. Pour the syrup over the apples. Reduce heat to medium, and simmer, stirring occasionally. Sprinkle with cinnamon.....</p>
	MALM		<p>Title: Crockpot Beef Stew Ingredients: butter, beef, salt, pepper, yellow onion, red onion, tomatoes, carrots, red potatoes, tomato pasta, chicken broth, water Instructions: Mix the meat with salt, pepper, and 1 tablespoon of smoked paprika. Coat well and brown both sides. Add flour to the mixture and remove to a plate. Place all ingredients in a crockpot...</p>	<p>Title: Sukiyaki Ingredients: angel hair, cooking oil, sugar, steak, green tops, chicken broth, soy sauce, white wine, tofu, cabbage, mushrooms, spinach, leaves Instructions: In a large pot of boiling, salted water, cook the pasta until just done, about 3 minutes. Rinse with cold water and drain thoroughly.....</p>	<p>Title: Pesto Pasta and Chickpea Salad Ingredients: tie pasta, chickpeas, Italian dressing, pesto sauce, pimientos, black olives, asiago cheese Instructions: Prepare bow-tie pasta according to package directions. Combine all ingredients in a large bowl and stir to mix well. Increasing or decreasing the Italian dressing and pesto to taste. Serve at room temperature for the best flavor....</p>	<p>Title: Butternut Squash Orzo Ingredients: butter, olive oil, onion, cloves garlic, butternut, vegetable broth, orzo pasta, parmesan cheese, fresh basil, salt and pepper Instructions: In a deep skillet, melt butter with oil over medium-high heat. Add onion and cook for about 6 minutes. Add garlic and cook for 30 seconds. Add squash and stir. Add 1/2 cup chicken broth and simmer.....</p>

Figure 4: This figure demonstrates instances of supervision collapse observed in TFood, as well as the efficacy of our proposed model in addressing this issue. The ground-truth recipes are highlighted with green colour.

[11] Ting Chen, Simon Kornblith, Mohammad Norouzi, and Geoffrey Hinton. 2020. A Simple Framework for Contrastive Learning of Visual Representations. In *Proceedings of the 37th International Conference on Machine Learning (ICML'20)*. JMLR.org, Article 149, 11 pages.

[12] Xinlei Chen and Kaiming He. 2021. Exploring Simple Siamese Representation Learning. *2021 IEEE/CVF Conference on Computer Vision and Pattern Recognition (CVPR)* (2021), 15745–15753.

[13] Xin Chen, Hua Zhou, Yu Zhu, and Liang Diao. 2017. ChineseFoodNet: A large-scale Image Dataset for Chinese Food Recognition. *arXiv preprint arXiv:1705.02743* (2017).

[14] Yen-Chun Chen, Linjie Li, Licheng Yu, Ahmed El Kholy, Faisal Ahmed, Zhe Gan, Yu Cheng, and Jingjie Liu. 2020. Uniter: Universal image-text representation learning. In *ECCV*.

[15] Jacob Devlin, Ming-Wei Chang, Kenton Lee, and Kristina Toutanova. 2019. BERT: Pre-training of Deep Bidirectional Transformers for Language Understanding. In *Proceedings of the 2019 Conference of the North American Chapter of the Association for Computational Linguistics: Human Language Technologies, Volume 1 (Long and Short Papers)*. Association for Computational Linguistics, Minneapolis, Minnesota, 4171–4186. <https://doi.org/10.18653/v1/N19-1423>

[16] Carl Doersch, Ankush Gupta, and Andrew Zisserman. 2020. Cross-Transformers: Spatially-Aware Few-Shot Transfer. In *Proceedings of the 34th International Conference on Neural Information Processing Systems (Vancouver, BC, Canada) (NIPS'20)*. Curran Associates Inc., Red Hook, NY, USA, Article 1844, 13 pages.

[17] Xiaoyi Dong, Yinglin Zheng, Jianmin Bao, Ting Zhang, Dongdong Chen, Hao Yang, Ming Zeng, Weiming Zhang, Lu Yuan, Dong Chen, Fang Wen, and Nenghai Yu. 2022. MaskCLIP: Masked Self-Distillation Advances Contrastive Language-Image Pretraining. *ArXiv* (08 2022).

[18] Alexey Dosovitskiy, Lucas Beyer, Alexander Kolesnikov, Dirk Weissenborn, Xiuhua Zhai, Thomas Unterthiner, Mostafa Dehghani, Matthias Minderer, Georg Heigold, Sylvain Gelly, Jakob Uszkoreit, and Neil Houlsby. 2021. An Image is Worth 16x16 Words: Transformers for Image Recognition at Scale. In *International Conference on Learning Representations*. <https://openreview.net/forum?id=YicbFdNTTy>

[19] Mikhail Fain, Andrey Ponikar, Ryan Fox, and Danushka Bollegala. 2019. Dividing and Conquering Cross-Modal Recipe Retrieval: from Nearest Neighbours Baselines to SoTA. *ArXiv abs/1911.12763* (2019).

[20] Han Fu, Rui jin Wu, Chenghao Liu, and Jianling Sun. 2020. MCEN: Bridging Cross-Modal Gap between Cooking Recipes and Dish Images with Latent Variable Model. *2020 IEEE/CVF Conference on Computer Vision and Pattern Recognition (CVPR)* (2020), 14558–14568.

[21] Jean-Bastien Grill, Florian Strub, Florent Altché, Corentin Tallec, Pierre H. Richemond, Elena Buchatskaya, Carl Doersch, Bernardo Avila Pires, Zhaohan Daniel Guo, Mohammad Gheshlaghi Azar, Bilal Piot, Koray Kavukcuoglu, Rémi Munos, and Michal Valko. 2020. Bootstrap Your Own Latent: A New Approach to Self-Supervised Learning. In *Proceedings of the 34th International Conference on Neural Information Processing Systems (Vancouver, BC, Canada) (NIPS'20)*. Curran Associates Inc., Red Hook, NY, USA, Article 1786, 14 pages.

[22] Ricardo Guerrero, Hai X. Pham, and Vladimir Pavlovic. 2021. Cross-Modal Retrieval and Synthesis (X-MRS): Closing the Modality Gap in Shared Subspace Learning. In *Proceedings of the 29th ACM International Conference on Multimedia (Virtual Event, China) (MM '21)*. Association for Computing Machinery, New York, NY, USA, 3192–3201. <https://doi.org/10.1145/3474085.3475465>

[23] Kaiming He, Haoqi Fan, Yuxin Wu, Saining Xie, and Ross Girshick. 2020. Momentum Contrast for Unsupervised Visual Representation Learning. In *2020 IEEE/CVF Conference on Computer Vision and Pattern Recognition (CVPR)*. 9726–9735. <https://doi.org/10.1109/CVPR42600.2020.00975>

[24] Chao Jia, Yinfei Yang, Ye Xia, Yi-Ting Chen, Zarana Parekh, Hieu Pham, Quoc V. Le, Yun-Hsuan Sung, Zhen Li, and Tom Duerig. 2021. Scaling Up Visual and Vision-Language Representation Learning With Noisy Text Supervision. In *ICML*.

[25] Ryan Kiros, Yukun Zhu, Ruslan Salakhutdinov, Richard S. Zemel, Antonio Torralba, Raquel Urtasun, and Sanja Fidler. 2015. Skip-Thought Vectors. In *Proceedings of the 28th International Conference on Neural Information Processing Systems - Volume 2 (Montreal, Canada) (NIPS'15)*. MIT Press, Cambridge, MA, USA, 3294–3302.

[26] Kuang-Huei Lee, Xi Chen, Gang Hua, Houdong Hu, and Xiaodong He. 2018. Stacked Cross Attention for Image-Text Matching. In *Computer Vision – ECCV 2018*, Vittorio Ferrari, Martial Hebert, Cristian Sminchisescu, and Yair Weiss (Eds.). Springer International Publishing, Cham, 212–228.

[27] Kuang-Huei Lee, Xiaodong He, Lei Zhang, and Linjun Yang. 2018. CleanNet: Transfer Learning for Scalable Image Classifier Training with Label Noise. *2018*

- IEEE/CVF Conference on Computer Vision and Pattern Recognition* (2018), 5447–5456.
- [28] Jiatong Li, Fangda Han, Ricardo Guerrero, and Vladimir Pavlovic. 2021. Picture-to-Amount (PITA): Predicting Relative Ingredient Amounts from Food Images. In *2020 25th International Conference on Pattern Recognition (ICPR)*. 10343–10350. <https://doi.org/10.1109/ICPR48806.2021.9412828>
- [29] Jiao Li, Jialiang Sun, Xing Xu, Wei Yu, and Fumin Shen. 2021. Cross-Modal Image-Recipe Retrieval via Intra- and Inter-Modality Hybrid Fusion (*ICMR '21*). Association for Computing Machinery, New York, NY, USA, 173–182. <https://doi.org/10.1145/3460426.3463618>
- [30] Jiao Li, Xing Xu, Wei Yu, Fumin Shen, Zuo Cao, Kai Zuo, and Heng Tao Shen. 2021. Hybrid Fusion with Intra- and Cross-Modality Attention for Image-Recipe Retrieval. In *Proceedings of the 44th International ACM SIGIR Conference on Research and Development in Information Retrieval (Virtual Event, Canada) (SIGIR '21)*. Association for Computing Machinery, New York, NY, USA, 244–254. <https://doi.org/10.1145/3404835.3462965>
- [31] Lin Li, Ming Li, Zichen Zan, Qing Xie, and Jianquan Liu. 2021. Multi-Subspace Implicit Alignment for Cross-Modal Retrieval on Cooking Recipes and Food Images. In *Proceedings of the 30th ACM International Conference on Information & Knowledge Management (Virtual Event, Queensland, Australia) (CIKM '21)*. Association for Computing Machinery, New York, NY, USA, 3211–3215. <https://doi.org/10.1145/3459637.3482149>
- [32] Chang Liu, Yu Cao, Yan Luo, Guanling Chen, Vinod Vokkarane, and Yunsheng Ma. 2016. DeepFood: Deep Learning-Based Food Image Recognition for Computer-Aided Dietary Assessment. In *Inclusive Smart Cities and Digital Health*, Carl K. Chang, Lorenzo Chiari, Yu Cao, Hai Jin, Mounir Mokhtari, and Hamdi Aloulou (Eds.). Springer International Publishing, Cham, 37–48.
- [33] Jiassen Lu, Dhruv Batra, Devi Parikh, and Stefan Lee. 2019. ViLBERT: Pre-training Task-Agnostic Visiolinguistic Representations for Vision-and-Language Tasks. In *Advances in Neural Information Processing Systems*, H. Wallach, H. Larochelle, A. Beygelzimer, F. d'Alché-Buc, E. Fox, and R. Garnett (Eds.), Vol. 32. Curran Associates, Inc. <https://proceedings.neurips.cc/paper/2019/file/c74d97b01eae257e44aa9d5bade97baf-Paper.pdf>
- [34] Javier Marín, Aritro Biswas, Ferda Ofli, Nicholas Hynes, Amaia Salvador, Yusuf Aytar, Ingmar Weber, and Antonio Torralba. 2021. Recipe1M+: A Dataset for Learning Cross-Modal Embeddings for Cooking Recipes and Food Images. *IEEE Trans. Pattern Anal. Mach. Intell.* 43, 1 (jan 2021), 187–203. <https://doi.org/10.1109/TPAMI.2019.2927476>
- [35] Nicola Messina, Giuseppe Amato, Andrea Esuli, Fabrizio Falchi, Claudio Geniaro, and Stéphane Marchand-Maillet. 2021. Fine-Grained Visual Textual Alignment for Cross-Modal Retrieval Using Transformer Encoders. *ACM Trans. Multimedia Comput. Commun. Appl.* 17, 4, Article 128 (nov 2021), 23 pages. <https://doi.org/10.1145/3451390>
- [36] Simon Mezgec and Barbara Koroušić Seljak. 2017. NutriNet: A Deep Learning Food and Drink Image Recognition System for Dietary Assessment. *Nutrients* 9 (2017).
- [37] Tomas Mikolov, Kai Chen, Greg Corrado, and Jeffrey Dean. 2013. Efficient Estimation of Word Representations in Vector Space. *CoRR* abs/1301.3781 (2013). <http://dblp.uni-trier.de/db/journals/corr/corr1301.html>
- [38] Weiqing Min, Linhu Liu, Zhiling Wang, Zhengdong Luo, Xiaoming Wei, Xiaolin Wei, and Shuqiang Jiang. 2020. ISIA Food-500: A Dataset for Large-Scale Food Recognition via Stacked Global-Local Attention Network. In *Proceedings of the 28th ACM International Conference on Multimedia (Seattle, WA, USA) (MM '20)*. Association for Computing Machinery, New York, NY, USA, 393–401. <https://doi.org/10.1145/3394171.3414031>
- [39] Norman Mu, Alexander Kirillov, David Wagner, and Saining Xie. 2022. SLIP: Self-supervision Meets Language-Image Pre-training. In *Computer Vision – ECCV 2022*, Shai Avidan, Gabriel Brostow, Moustapha Cissé, Giovanni Maria Farinella, and Tal Hassner (Eds.). Springer Nature Switzerland, Cham, 529–544.
- [40] Austin Myers, Nick Johnston, Vivek Rathod, Anoop Korattikara, Alex Gorban, Nathan Silberman, Sergio Guadarrama, George Papandreou, Jonathan Huang, and Kevin Murphy. 2015. Im2Calories: Towards an Automated Mobile Vision Food Diary. In *2015 IEEE International Conference on Computer Vision (ICCV)*. 1233–1241. <https://doi.org/10.1109/ICCV.2015.146>
- [41] Chong-Wah Ngo. 2017. Deep Learning for Food Recognition. In *Proceedings of the Eighth International Symposium on Information and Communication Technology (Nha Trang City, Viet Nam) (SoICT 2017)*. Association for Computing Machinery, New York, NY, USA, 2. <https://doi.org/10.1145/3155133.3155135>
- [42] Taichi Nishimura, Atsushi Hashimoto, and Shinsuke Mori. 2019. Procedural Text Generation from a Photo Sequence. In *Proceedings of the 12th International Conference on Natural Language Generation*. Association for Computational Linguistics, Tokyo, Japan, 409–414. <https://doi.org/10.18653/v1/W19-8650>
- [43] Ferda Ofli, Yusuf Aytar, Ingmar Weber, Raggi al Hammouri, and Antonio Torralba. 2017. Is Saki delicious? The Food Perception Gap on Instagram and Its Relation to Health. In *Proceedings of the 26th International Conference on World Wide Web (Perth, Australia) (WWW '17)*. International World Wide Web Conferences Steering Committee, Republic and Canton of Geneva, CHE, 509–518. <https://doi.org/10.1145/3038912.3052663>
- [44] Siyuan Pan, Ling Dai, Xuhong Hou, Huating Li, and Bin Sheng. 2020. ChefGAN. In *Proceedings of the 28th ACM International Conference on Multimedia (Seattle, WA, USA) (MM '20)*. Association for Computing Machinery, New York, NY, USA, 4244–4252. <https://doi.org/10.1145/3394171.3413636>
- [45] Dim P. Papadopoulos, Enrique Mora, Nadiia Chepurko, Kuan Wei Huang, Ferda Ofli, and Antonio Torralba. 2022. Learning Program Representations for Food Images and Cooking Recipes. In *2022 IEEE/CVF Conference on Computer Vision and Pattern Recognition (CVPR)*. 16538–16548. <https://doi.org/10.1109/CVPR52688.2022.01606>
- [46] Alec Radford, Jong Wook Kim, Chris Hallacy, Aditya Ramesh, Gabriel Goh, Sandhini Agarwal, Girish Sastry, Amanda Askell, Pamela Mishkin, Jack Clark, Gretchen Krueger, and Ilya Sutskever. 2021. Learning Transferable Visual Models From Natural Language Supervision. In *Proceedings of the 38th International Conference on Machine Learning (Proceedings of Machine Learning Research, Vol. 139)*, Marina Meila and Tong Zhang (Eds.). PMLR, 8748–8763. <https://proceedings.mlr.press/v139/radford21a.html>
- [47] Aneeshan Sain, Ayan Kumar Bhunia, Yongxin Yang, Tao Xiang, and Yi-Zhe Song. 2020. Cross-modal hierarchical modelling for fine-grained sketch based image retrieval. *arXiv preprint arXiv:2007.15103* (2020).
- [48] Amaia Salvador, Michal Drozdal, Xavier Giro-i Nieto, and Adriana Romero. 2019. Inverse Cooking: Recipe Generation From Food Images. In *The IEEE Conference on Computer Vision and Pattern Recognition (CVPR)*.
- [49] Amaia Salvador, Erhan Gundogdu, Loris Bazzani, and Michael Donoser. 2021. Revamping Cross-Modal Recipe Retrieval with Hierarchical Transformers and Self-supervised Learning. In *The IEEE Conference on Computer Vision and Pattern Recognition (CVPR)*.
- [50] Amaia Salvador, Nicholas Hynes, Yusuf Aytar, Javier Marin, Ferda Ofli, Ingmar Weber, and Antonio Torralba. 2017. Learning Cross-Modal Embeddings for Cooking Recipes and Food Images. In *2017 IEEE Conference on Computer Vision and Pattern Recognition (CVPR)*. 3068–3076. <https://doi.org/10.1109/CVPR.2017.327>
- [51] Mustafa Shukor, Guillaume Couairon, Asya Grechka, and Matthieu Cord. 2022. Transformer Decoders with MultiModal Regularization for Cross-Modal Food Retrieval. In *Proceedings of the IEEE/CVF Conference on Computer Vision and Pattern Recognition*. 4567–4578.
- [52] Amanpreet Singh, Ronghang Hu, Vedanuj Goswami, Guillaume Couairon, Wojciech Galuba, Marcus Rohrbach, and Douwe Kiela. 2022. FLAVA: A Foundational Language And Vision Alignment Model. In *CVPR*.
- [53] Aäron van den Oord, Yazhe Li, and Oriol Vinyals. 2018. Representation Learning with Contrastive Predictive Coding. *ArXiv* abs/1807.03748 (2018).
- [54] Ashish Vaswani, Noam Shazeer, Niki Parmar, Jakob Uszkoreit, Llion Jones, Aidan N Gomez, Ł ukasz Kaiser, and Illia Polosukhin. 2017. Attention is All you Need. In *Advances in Neural Information Processing Systems*, I. Guyon, U. Von Luxburg, S. Bengio, H. Wallach, R. Fergus, S. Vishwanathan, and R. Garnett (Eds.), Vol. 30. Curran Associates, Inc. <https://proceedings.neurips.cc/paper/2017/file/3f5ee243547dee91fbd053c1c4a845aa-Paper.pdf>
- [55] Hao Wang, Guosheng Lin, Steven C. H. Hoi, and Chunyan Miao. 2020. Structure-Aware Generation Network for Recipe Generation from Images. In *Computer Vision – ECCV 2020: 16th European Conference, Glasgow, UK, August 23–28, 2020, Proceedings, Part XXVII* (Glasgow, United Kingdom). Springer-Verlag, Berlin, Heidelberg, 359–374. https://doi.org/10.1007/978-3-030-58583-9_22
- [56] Hao Wang, Guosheng Lin, Steven C. H. Hoi, and Chunyan Miao. 2022. Learning Structural Representations for Recipe Generation and Food Retrieval. *IEEE transactions on pattern analysis and machine intelligence* PP (2022).
- [57] Hao Wang, Doyen Sahoo, Chenghao Liu, Ee-Peng Lim, and Steven C. H. Hoi. 2019. Learning Cross-Modal Embeddings With Adversarial Networks for Cooking Recipes and Food Images. *2019 IEEE/CVF Conference on Computer Vision and Pattern Recognition (CVPR)* (2019), 11564–11573.
- [58] Hao Wang, Doyen Sahoo, Chenghao Liu, Ke Shu, Palakorn Achananuparp, Ee-Peng Lim, and Steven C. H. Hoi. 2022. Cross-Modal Food Retrieval: Learning a Joint Embedding of Food Images and Recipes With Semantic Consistency and Attention Mechanism. *IEEE Transactions on Multimedia* 24 (2022), 2515–2525.
- [59] Zihao Wang, Xihui Liu, Hongsheng Li, Lu Sheng, Junjie Yan, Xiaogang Wang, and Jing Shao. 2019. CAMP: Cross-Modal Adaptive Message Passing for Text-Image Retrieval. In *The IEEE International Conference on Computer Vision (ICCV)*.
- [60] Keyu Wen, Xiaodong Gu, and Qingrong Cheng. 2021. Learning Dual Semantic Relations With Graph Attention for Image-Text Matching. *IEEE Transactions on Circuits and Systems for Video Technology* 31 (2021), 2866–2879.
- [61] Zhongwei Xie, Ling Liu, Yanzhao Wu, Lin Li, and Luo Zhong. 2021. Learning TFIDF Enhanced Joint Embedding for Recipe-Image Cross-Modal Retrieval Service. *IEEE Transactions on Services Computing* (2021), 1–1. <https://doi.org/10.1109/TSC.2021.3098834>
- [62] Zhongwei Xie, Ling Liu, Yanzhao Wu, Luo Zhong, and Lin Li. 2021. Learning Text-Image Joint Embedding for Efficient Cross-Modal Retrieval with Deep Feature Engineering. *ACM Trans. Inf. Syst.* 40, 4, Article 74 (dec 2021), 27 pages. <https://doi.org/10.1145/3490519>
- [63] Xing Xu, Tan Wang, Yang Yang, Lin Zuo, Fumin Shen, and Heng Tao Shen. 2020. Cross-Modal Attention With Semantic Consistence for Image-Text Matching.

- IEEE Transactions on Neural Networks and Learning Systems* 31, 12 (2020), 5412–5425. <https://doi.org/10.1109/TNNLS.2020.2967597>
- [64] Semih Yagcioglu, Aykut Erdem, Erkut Erdem, and Nazli Ikizler-Cinbis. 2018. RecipeQA: A Challenge Dataset for Multimodal Comprehension of Cooking Recipes. In *Proceedings of the 2018 Conference on Empirical Methods in Natural Language Processing*. Association for Computational Linguistics, Brussels, Belgium, 1358–1368. <https://doi.org/10.18653/v1/D18-1166>
- [65] Zichen Zan, Lin Li, Jianquan Liu, and Dong Zhou. 2020. Sentence-Based and Noise-Robust Cross-Modal Retrieval on Cooking Recipes and Food Images. In *Proceedings of the 2020 International Conference on Multimedia Retrieval (Dublin, Ireland) (ICMR '20)*. Association for Computing Machinery, New York, NY, USA, 117–125. <https://doi.org/10.1145/3372278.3390681>
- [66] Bin Zhu, Chong-Wah Ngo, Jingjing Chen, and Yanbin Hao. 2019. R²GAN: Cross-Modal Recipe Retrieval With Generative Adversarial Network. In *2019 IEEE/CVF Conference on Computer Vision and Pattern Recognition (CVPR)*. 11469–11478. <https://doi.org/10.1109/CVPR.2019.01174>