

# Towards the Automatic Generation of Conversational Interfaces to Facilitate the Exploration of Tabular Data

Marcos Gomez<sup>1</sup>, Jordi Cabot<sup>2</sup>, and Robert Clarisó<sup>1</sup>

<sup>1</sup> Universitat Oberta de Catalunya, Barcelona, Spain  
{mgomezvazqu,rclariso}@uoc.edu

<sup>2</sup> Luxembourg Institute of Science and Technology, Esch-sur-Alzette, Luxembourg  
jordi.cabot@list.lu

**Abstract.** Tabular data is the most common format to publish and exchange structured data online. A clear example is the growing number of open data portals published by all types of public administrations. However, exploitation of these data sources is currently limited to technical people able to programmatically manipulate and digest such data. As an alternative, we propose the use of chatbots to offer a conversational interface to facilitate the exploration of tabular data sources. With our approach, any regular citizen can benefit and leverage them. Moreover, our chatbots are not manually created: instead, they are automatically generated from the data source itself thanks to the instantiation of a configurable collection of conversation patterns.

## 1 Introduction

In real-world applications, the most common data type is tabular data, comprising *samples* (rows) with the same set of *features* (columns). With the rise of digital technologies and the exponential growth of data, the number of tabular data sources is constantly increasing and is expected to continue to do so in the future. In particular, tabular data is also the underlying mechanism used by all kinds of public administrations to release datasets of public data, known as *open data*. Indeed, a quick search in any of the public administration open data and transparency portals reveals the large number of data sources published<sup>3</sup> and the popularity of CSV and other similar tabular data formats to publish those.

Despite its importance, there is a lack of methods and tools that facilitate the exploration of tabular data by non-technical users. This is especially relevant in the context of open data portals, which are targeting a general public audience. This situation hampers a lot the benefits regular citizens can get from current large investments of public money in open data initiatives.

Conversational User Interfaces (CUI), embedded in chatbots and voicebots, have been proven useful in many contexts to automate tasks and improve the user

---

<sup>3</sup> Just the EU portal <https://data.europa.eu/> registers over 1.5M

experience, such as automated customer services, education and e-commerce. We believe they could also play a major role in the exploitation of tabular data sources, improving their accessibility as well [3]. Until now, such chatbots for tabular data were either manually created (an option that it is not scalable) or completely relying on pure English-to-SQL translational approaches (with limited coverage and with a risk of generating wrong answers).

This paper proposes a new approach where bots are automatically derived based on an analysis of the tabular data description and contents. For instance, the types of the columns (string, date, integer,...) are inferred from the column values and, together with the column names, used to generate questions users could potentially ask about the dataset. Our process requires no mandatory manual input and therefore can scale to cover a large number of datasets while at the same time offering an optional web interface to enrich the data description in order to improve the bot generation if so desired. For example, you can add synonyms for column names (so that the bot recognizes better questions using those synonyms) or merge or filter out columns. Moreover, we have put in place a default fallback mechanism that attempts to answer unforeseen questions via a translational model. In this case, the user is warned about possible mistakes in the bot answer. Thanks to these characteristics, we believe our approach could be adopted by any company or organization interested in facilitating the distribution and consumption of their tabular data.

The rest of this paper is structured as follows. After the preliminary concepts, we introduce the architecture for our tabular data chatbots (Section 3) and the automatic generation process to create them (Section 4). Finally, we discuss the validation, related work and conclusions and further work.

## 2 Preliminary concepts

In our approach, we aim to generate CUIs to interrogate tabular data sources. This section briefly introduces these two core concepts.

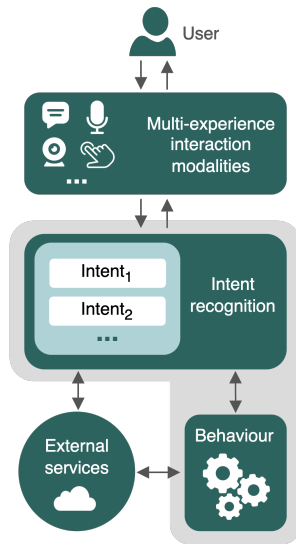
Tabular data is data that is structured into rows, each of which contains information about some observation. Each row contains the same number of cells (they could be empty), which provide values of properties of the observation described by the row. In tabular data, cells within the same column provide values for the same property of the observations described by each row [15].

CUIs are becoming more and more popular every day, typically as the front-end of a bot able to respond to user requests in a variety of domains. A bot wraps a CUI and complements it with a behavior specification that defines how the bot should react to a given user message. Bots are classified depending on the channel employed to have a conversation with the user, e.g. in *chatbots* the user interaction is through textual messages, in *voicebots* through speech [12].

Regardless the communication channel, bots always follow the working schema depicted in Figure 1a. The conversation capabilities are designed as a set of *intents*, where each intent represents a possible user goal when interacting with

the bot<sup>4</sup>. The bot then tries to match any user utterance (*i.e.*, user’s input text coming from the CUI) to one of its intents. As part of the match, one or more parameters (called also *entities* in bot terminology) in the utterance can also be recognized, in a process known as *named entity recognition* (NER). When there is a match, the bot back-end executes the required behaviour, optionally calling external services for complex responses (*e.g.*, querying the data source); and finally, it produces a response that it is returned to the user.

As an example, Figure 1b shows a bot created with our tool. It has been automatically generated from a CSV dataset of the Barcelona open data portal publishing data of senior officials of the municipal government. Data includes names, salaries and political party affiliations so you can ask, for instance, for the top paid officials as shown in the bot. The bot recognizes the intent (“asking for salary information”) and the parameters (“highest” and “3”) and based on this looks up and prints the information.



(a) Bot working schema.



(b) Screenshot of our example chatbot created.

Fig. 1: Preliminary concepts about chatbots.

### 3 Chatbot Architecture

The architecture we propose for our generated chatbots is depicted in Figure 2. At the core of the bot, we have an intent-based matching process aimed at

<sup>4</sup> It is also possible to define more open domain bots, where no predefined set of intents are provided and, instead, the bot relies on generative large language models to answer. We discuss them in the related work (Section 7)

identifying the user questions and their parameters. If the bot is able to match the intent and recognize all the mandatory parameters for that specific intent, it generates the SQL query to get the data. If the intent is matched but not the parameters, the bot may trigger a clarification subconversation with the user to gather them. If this is successful then it proceeds with the query generation as before. The query to execute is precisely generated based on the intent and parameter values: as the bot knows exactly what the user is looking for, it is able to unambiguously generate the SQL query that will precisely answer the user’s question based on the structure of the data source.

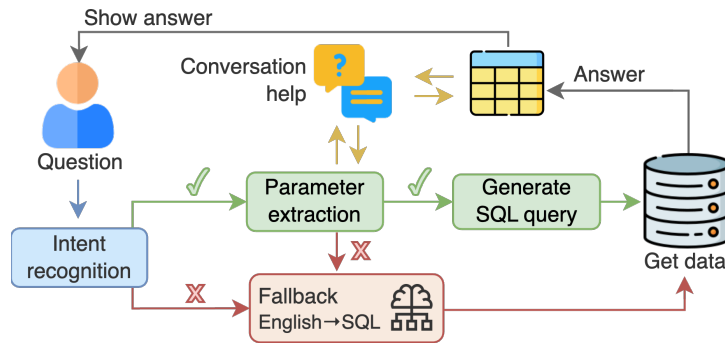


Fig. 2: Diagram of the architecture of the generated chatbots.

The final step is to provide the answer to the user. Depending on the matched intent and the result, it will be directly printed in the output channel or the bot will ask the user how she wants to see it (*e.g.*, if the result has many rows) and explain the results if appropriate. The bot will also alert the user if it detects some kind of error during the execution.

Despite the bot’s best efforts, sometimes it may fail to understand the user’s question. This could happen because the user posed the question in a way that is too different from the training sentences used to train the bot or because the question was not foreseen during the bot generation<sup>5</sup>. When this happens, the bot cannot give an exact answer on its own. At this point, it could just tell the user that it was not able to understand the question but we try to be more useful and add to the bot a powerful fallback mechanism to rely on. The fallback relies on a pretrained language model [11] to automatically translate the user’s query to its corresponding SQL statement. This approach does not always provide a perfect translation, and therefore, it may generate a wrong answer but it is worth trying as our experiments suggest that users prefer an approximate result (even

<sup>5</sup> Both situations are monitored and used to trigger improvements in the conversation patterns (Section 4.3)

if potentially wrong) than a plain “sorry” message. Note that the bot always warns the user when answering via this fallback strategy.

Bots are multilingual and so far understand Catalan, Spanish and English though adding support for other languages is straightforward.

## 4 Automated chatbot generation

Figure 3 shows the workflow we follow to generate the bots, following the previous architecture, from an initial tabular data source, depicted as a CSV file in the Figure. The process can be fully automatic. Nevertheless, the data owner can optionally participate by enriching the data definition we automatically infer from the tabular data source to generate more powerful bots.

The next subsections describe in more detail each of these steps.

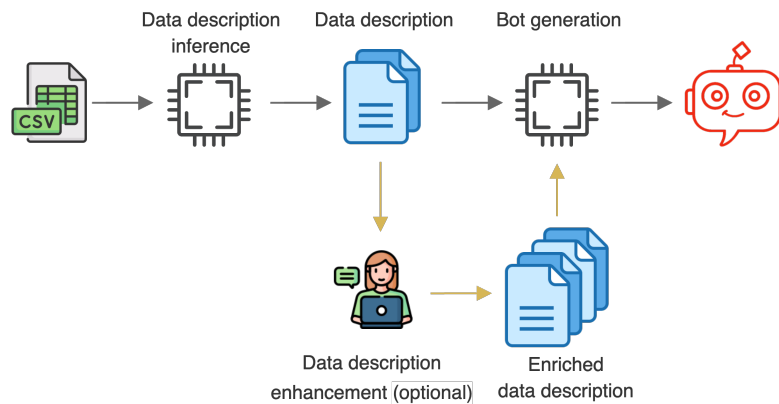


Fig. 3: The chatbot generation process.

### 4.1 Data description inference

To automatically create a bot we only need one ingredient: a tabular dataset. Datasets are composed by columns (dataset fields) and rows (dataset entries). From the structure of the dataset we will gather the list of columns/fields (with their names). From the analysis of the dataset content, we will infer the data type of each field (numeric, textual, date-time,...) and its diversity (number of different values present in that specific column). Based on a predefined (but configurable) diversity threshold, we automatically classify as *categorical* those fields under the threshold. Categorical fields are implemented as an additional bot entity so that users can directly refer to them in any question.

Think of fields and rows as input and output parameters of the user’s questions the bot must be able to answer, *e.g.*, users can ask for the value in field

$X$  of rows satisfying a certain condition in field  $Y$ . Values of categorical fields can be directly used as filter without having to reference to the field where they appear. Internally, the bot will transform the reference to the category value to a subquery checking for rows where the categorical field has that specific value. This kind of reasoning is part of the bot generation phase but there are several options to modify and enrich this default process as explained next.

## 4.2 Data description enhancement

There are several ways to improve the default bot to maximize the chances it understands a user question. Here we review the most important ones:

**Synonyms and translations:** You can add translations to the column names to enable users asking questions in languages different from the one the dataset is in<sup>6</sup>. This is similar for synonyms: the bot may be able to match them (as the underlying neural network may be able to identify the synonym due to its closeness, in terms of word embeddings, to the field name) but the results will always be better if you explicitly add them.

**Row names:** You can also add aliases for the concept represented by a row in a dataset. This way users can refer to the rows of the dataset in different ways (*e.g.*, users could ask about 'rows' but also 'persons', 'people', 'officers',... in our example dataset).

**Field composition:** You can create new (virtual) fields by merging several other ones. For instance, you could define the concept of "address" by saying it is the composition of the existing fields 'street', 'city' and 'postcode'. This way, the generation process will add the "address" concept to the bot which will then be able to answer questions about the address of somebody while also being able to answer questions on specific fields (*i.e.*, the most common postcode).

**Field Groups:** Some fields may have similar names and/or meanings. To avoid confusion, you can indicate that they are related. If so, when the user asks about a field part of a group, the bot will start a subconversation to identify which one the user is actually interested in. You can also mark one as the default option. Note that this is different from field composition. In a composition, all fields were different parts of a larger concept. Here, they are different perspectives on the same concept (*e.g.*, a metric expressed in different unit systems or with different quality or precision).

---

<sup>6</sup> An internal automatic translation could work but this is not currently implemented.

### 4.3 Bot generation

The bot generation phase takes the (potentially enriched) data description and instantiates a set of predefined conversation patterns, gathered, improved and extended via a number of experiments with users, to generate the actual set of questions the bot will be trained on.

On top of this core component, the generator will add the default fallback mechanism and other auxiliary conversations and components (see Section 3) to create a fully functional bot as described in more detail in Section 5.

Next subsections focus on the description of the conversation patterns and how they are systematically applied on the dataset fields to generate all the intents (and entities) to cover the maximum number of potential user questions.

**Conversation patterns** For each field data type, we have identified different types of questions that could be potentially asked about the value/s of fields of that type, both for individual and grouped sets of rows. We have also identified several dataset-level questions.

Due to lack of space we cannot show all the question variations we cover, but we summarize and exemplify them in Table 1. As such, each example should be understood as representative of a full set of related questions comprising different combinations of operators, filters and wordings. Each conversation is illustrated with the leading question but keep in mind that some of them will trigger a subconversation with the bot, *e.g.*, to clarify the target field in a field group as mentioned above or to better identify the parameters in the utterance. Examples are taken from the Barcelona official dataset introduced in Section 2.

Note that the bot will also understand concatenations of the different conversation patterns. Note also how some of the examples make use of the enrichment options. For example, the literal “Ada Colau” (name of the current Mayor of Barcelona) is targeting a composite field grouping two existing fields in the dataset: “First Name” and “Last Name” so users can ask about officials called “Ada”, called “Colau” but also “Ada Colau” altogether.

**Intent generation process** The patterns above (including all the operator variations) are systematically applied over each field to generate all the bot intents. Intents for dataset and meta level patterns are also added. Each intent is specified by providing a set of training sentences (examples of verbalizations a user could use to ask for that exact question) and, when needed based on the pattern, slots for indicating the parameters for the query.

For instance, for each numeric field  $F_i$  we will generate an intent matching user’s questions asking for all the elements in the dataset that have a value *greater than*  $VALUE$  in  $F_i$  (and we would repeat the process for each of the other numeric operators).  $VALUE$  is defined as an intent parameter to be provided by the user as part of the utterance. A set of training sentences (initially defined by us and extended based on the actual usage of the bot) are predefined for each type of conversation. This intent (simplified as we only show three of the training sentences due to space constraints) is shown in the following listing.

Conversation type	Examples
<b>Dataset level</b> Questions about the global dataset itself	<i>How many rows are there?</i> <i>How many attributes does the dataset have?</i> <i>How many different values has the field political party?</i>
<b>Field level</b> Queries about any field. Applying a variety of operators and filters depending on the field types	<i>How many different political parties are there?</i> <i>Which political party has more members?</i> <i>Give me the 3 parties with the highest salaries</i> <i>Give me the officials with salary &gt;120000</i> <i>What officials are called 'Colau'?</i> <i>Give me the people with salary between 80000 and 100000</i> <i>Show me the politicians with age &lt;30 and salary &gt;50000</i>
<b>Cell values level</b> Queries that do not explicitly mention any field, but its values	<i>What is the salary of Ada Colau?</i> <i>How many women are there?</i> <i>Are there more women or men?</i> <i>Who are the People's Party women?</i>
<b>Aggregations</b> Grouping operations on the selected rows	<i>What is the average salary of People's Party?</i> <i>What is the total salary of People's Party?</i> <i>Give me the minimum comission of officials younger than 30</i>
<b>Meta questions</b> On the dataset or the bot	<i>Where is the dataset taken from?</i> <i>How old is the data?</i> <i>What kind of questions can I ask?</i>

Table 1: Examples of questions that our generated chatbots will understand

```

intent: salary_greater_than_value
training sentences:
    "Give me the rows with salary > VALUE"
    "Who has a salary greater than VALUE?"
    "Filter remuneration bigger than VALUE"
parameters:
    name: value, fragment: VALUE, entity: number

```

As you can guess, this process suffers from a combinatorial explosion problem that ends up generating numerous intents. This threatens the scalability of the process when dealing with datasets with many columns. In those cases, we resort to a slightly different approach where the bot is trained on more generic intents. In this approach, the field itself becomes an additional parameter. Same for the operators. During the generation process, all field names and all operators are stored as part of two new bot entities and recognized as parameters in the user utterance during the matching phase. Let's see an example that subsumes the previous intent:

```

intent: field_operator_value
training sentences:
    "Give me the rows with FIELD OPERATOR VALUE"
    "Who has a FIELD OPERATOR VALUE?"
    "Filter FIELD OPERATOR VALUE"

```



```

parameters:
  name: field, fragment: FIELD, entity: fieldEntity
  name: operator, fragment: OPERATOR, entity: operatorEntity
  name: value, fragment: VALUE, entity: literalEntity

```

Given a user utterance such as “what are the officers with a salary higher than 10000”, the bot would now match this *field operator value* intent while at the same time instantiating the parameter *FIELD* with *salary*, the parameter *OPERATOR* with *greater than* and the parameter *VALUE* with 10000.

With this approach, the total number of intents is constant regardless of the dataset. As a trade-off, the quality of the matching process in the bot may slightly decrease as now most of the matching weight relies on the parameters themselves and not so much on the training sentences that are now more abstract and do not explicitly contain the specific terms employed by the user<sup>7</sup>. Moreover, the bot will make sure that the data types of the field, the operator and the literal are consistent (*e.g.*, it will not allow expressions like “name > 1000”).

## 5 Tool Support

We have implemented a Spring web application that enables the importation and analysis of new data sources, the (optional) data definition enrichment and the actual bot generation as described in Section 4. Figure 4 shows part of the customization tab where you can edit the field properties, add synonyms, ...

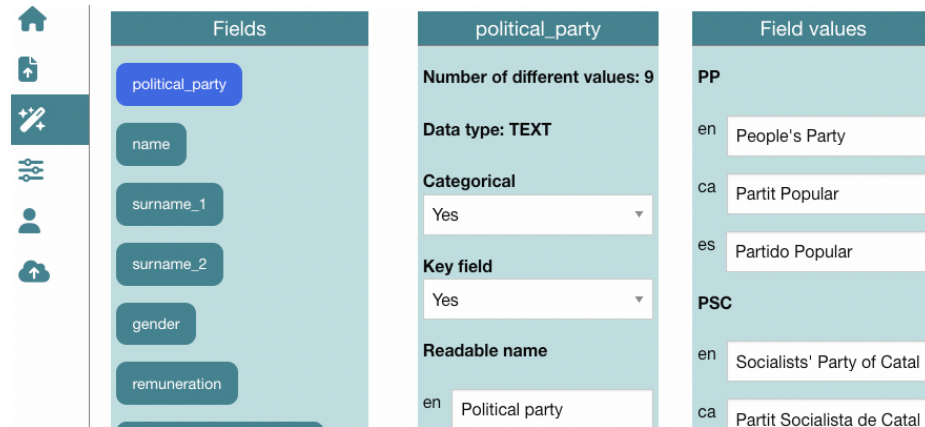


Fig. 4: Screenshot of the configuration tab to enrich the data definition.

The generated bots rely on Xatkit [8], an open source chatbot library created to reduce boilerplate code, complex API understanding, and technical details to

<sup>7</sup> Providing good support for this type of intents was precisely the main motivation to build our own intent recognition engine, see Section 5.

facilitate the definition and deployment of bots. The bot is wrapped and exported as a single jar file. You can also modify any aspect of the chatbot source code before its deployment.

Although Xatkit allows using any NLP intent recognition provider (such as Dialogflow or IBM Watson), we implemented our own engine to better support the types of questions, with heavy use of entities, typical of tabular data usages. It is based on a multi-class classified neural network build with TensorFlow and performs intent recognition altogether with named entity recognition.

To access the data source when computing answers, the bot relies on Apache Drill to abstract from the concrete format of the data source (CSV, a relational table,...). The bot’s fallback mechanism is implemented as a two-step process. First a translation from the input language (*e.g.*, Catalan or Spanish) to English, if needed. And then the English-to-SQL translation. The Spanish-to-English model we use is Helsinki-NLP/opus-nt-es-en while for Catalan-to-English we use softcatala/opennmt-cat-eng. TabularSemanticParsing [11] is then used for the English-to-SQL translation.

All our tooling infrastructure is freely available on GitHub<sup>8</sup>

## 6 Validation

To validate our approach, we have conducted three preliminary experiments with datasets from the city of Barcelona, the Catalan Government and the LIS Cross-National Data Center in Luxembourg.

In each case, we first asked the institutions for a representative data source they wanted us to use. We then generated the respective chatbots and deployed them in a public website for them to test. We also invited other potential users (*i.e.*, “citizens”) to try them out as well with the questions they thought the bot should be able to answer in order to be useful.

Based on their feedback and the data automatically collected by the bots<sup>9</sup> we iterate over the generator and the bots until reaching a point where bots managed to answer all desired user questions. Some of these iterations were bot-specific, *i.e.*, mostly adding synonyms and data-cleaning preprocessing operations, but others triggered generic improvements to the bot infrastructure and generator process. For instance, the experiments showed us the need to be able to group related fields (see Section 4.2) as users were asking ambiguous questions potentially referring to more than one related field.

## 7 Related Work

In this section, we compare our approach with other works focusing on the exploration and exploitation of tabular data by non-technical people.

<sup>8</sup> <https://github.com/opendata-for-all/bodi-generator>

<sup>9</sup> Bots include a monitoring component that logs their hits and misses and also the (optional) users’ evaluation of the answers’ quality.

A first group of works focuses on the generation of charts and interactive dashboards [17] to help users filter and view the data they want. Socrata<sup>10</sup> is a popular tool for building such interfaces in the world of open data. However, while really useful to see trends and global data perspectives, this approach is not suitable to answer concrete adhoc questions on specific aspects of the data.

Other approaches opt for a direct English-to-SQL translation when querying tabular data, such as [1, 11, 14]. On the one hand, they attempt to answer any question, not just those that match a predefined intent. On the other hand, they are in fact constrained in the questions they understand as they have been trained with pairs of <English,SQL> training sets of limited complexity. But a major issue is that they can generate wrong translations and therefore come up with wrong factual answers. This latter issue is also the main concern with generative chatbots based on large language models (LLMs) that could also be used to chat with the citizens. They tend to “hallucinate” and invent facts, which is something too risky for a public-facing chatbot, especially for a government administration. Note that we acknowledge the benefits of the above English-to-SQL approaches as a complementary strategy, as we do in our own framework (see Section 3) but they are, so far, not a good option as the core solution [16].

More similar to our efforts, a couple of Proof of Concepts (PoC) of intent-based chatbots used for public tabular / open data have been published [13] [5]. Both bots were manually created, this is in contrast with our approach where bots are automatically generated. [4,10] propose a chatbot to help users find data sources in an Open Data repository but do not provide querying capabilities to consult those data sources. An exception is [6] where the bot generation is semi-automated but it requires a mandatory and extensive annotation process while we focus more on a scalable approach able to generate chatbots with no human intervention if so desired. Generation of chatbots from other types of data sources like web pages [7] or knowledge graphs [2] has also been explored and some of their ideas could be exploited as well for tabular data.

To sum up, we believe our approach proposes a novel combination of strategies and opens the door to a more massive use of chatbots for tabular data thanks to our automatic generation strategy.

## 8 Conclusions and further work

We have proposed a new framework to automatically generate chatbots that facilitate non-technical users to explore tabular data sources. This is especially useful in our current trend towards more transparency and openness in the public administration, with more and more open data sources released each day. Our chatbots encode a large number of potential questions users may want to ask the data. Such questions are automatically generated based on an initial analysis of the structure and content of the data source. A default fallback, based on the use of LLMs, is used to try to answer those questions that were not foreseen.

<sup>10</sup> <https://dev.socrata.com/>

As further work, we plan to improve the training of the chatbots thanks to the use of ontologies. The idea is to map the dataset metadata (including column names) to semantic concepts in an ontology to automatically obtain synonyms and related concepts to enrich the training. We also plan to extend the set of conversation patterns, for instance including questions on the validity, origin and possible biases of the data whenever the dataset includes this information [9]. Finally, we would like to integrate our approach with full relational databases or even open data management systems, such as CKAN, to automate the generation of sets of interrelated chatbots for all the data in a given organization together.

## References

1. Abraham, A.N., Rahman, F., Kaur, D.: Tablequery: Querying tabular data with natural language. CoRR **abs/2202.00454** (2022)
2. Avila, C.V.S., Franco, W., Maia, J.G.R., Vidal, V.M.P.: CONQUEST: A framework for building template-based IQA chatbots for enterprise knowledge graphs. In: 25th Int Conf on Applications of Natural Language to Information Systems, NLDB 2020. LNCS, vol. 12089, pp. 60–72. Springer (2020)
3. Baez, M., Cutrupi, C.M., Matera, M., Possaghi, I., Pucci, E., Spadone, G., Capiello, C., Pasquale, A.: Exploring challenges for conversational web browsing with blind and visually impaired users. In: Extended Abstracts of the 2022 CHI Conference on Human Factors in Computing Systems. ACM (2022)
4. Berenguer, A., Mazón, J.N., Tomás, D.: Towards a tabular open data search engine for public sector information. In: 2021 IEEE International Conference on Big Data (Big Data). pp. 5851–5853 (2021)
5. Cantador, I., Viejo-Tardío, J., Cortés-Cediel, M.E., Bolívar, M.P.R.: A chatbot for searching and exploring open data: Implementation and evaluation in e-government. In: DG.O’21: The 22nd Annual Int Conf on Digital Government Research. pp. 168–179. ACM (2021)
6. Castaldo, N., Daniel, F., Matera, M., Zaccaria, V.: Conversational data exploration. In: Int. Conf. on Web Engineering. pp. 490–497. Springer (2019)
7. Chittò, P., Baez, M., Daniel, F., Benatallah, B.: Automatic generation of chatbots for conversational web browsing. In: International Conference on Conceptual Modeling. pp. 239–249. Springer (2020)
8. Daniel, G., Cabot, J., Deruelle, L., Derras, M.: Xatkit: a multimodal low-code chatbot development framework. IEEE Access **8**, 15332–15346 (2020)
9. Giner-Miguel, J., Gómez, A., Cabot, J.: DescribeML: a tool for describing machine learning datasets. In: Companion of the 25th Int. Conf. on Model Driven Engineering MODELS 2022. pp. 22–26. ACM (2022)
10. Keyner, S., Savenkov, V., Vakulenko, S.: Open data chatbot. In: European Semantic Web Conference. pp. 111–115. Springer (2019)
11. Lin, X.V., Socher, R., Xiong, C.: Bridging textual and tabular data for cross-domain text-to-sql semantic parsing. CoRR **abs/2012.12627** (2020)
12. Planas, E., Daniel, G., Brambilla, M., Cabot, J.: Towards a model-driven approach for multiexperience AI-based user interfaces. Softw. Syst. Model. **20**(4), 997–1009 (2021)
13. Porreca, S., Leotta, F., Mecella, M., Vassos, S., Catarci, T.: Accessing government open data through chatbots. In: Int. Conf. on Web Engineering. pp. 156–165. Springer (2018)

14. Raffel, C., Shazeer, N., Roberts, A., Lee, K., Narang, S., Matena, M., Zhou, Y., Li, W., Liu, P.J.: Exploring the limits of transfer learning with a unified text-to-text transformer. *J. Mach. Learn. Res.* **21**, 140:1–140:67 (2020)
15. Recommendation, W.: Model for tabular data and metadata on the web (2015)
16. Shwartz-Ziv, R., Armon, A.: Tabular data: Deep learning is not all you need. *Information Fusion* **81**, 84–90 (2022)
17. Wu, A., Wang, Y., Zhou, M., He, X., Zhang, H., Qu, H., Zhang, D.: Multivision: Designing analytical dashboards with deep learning based recommendation. *IEEE Transactions on Visualization and Computer Graphics* **28**(1), 162–172 (2021)