

# CLEME: Debiasing Multi-reference Evaluation for Grammatical Error Correction

Jingheng Ye<sup>1\*</sup>, Yinghui Li<sup>1\*</sup>, Qingyu Zhou<sup>2</sup>, Yangning Li<sup>1,3</sup>,  
Shirong Ma<sup>1</sup>, Hai-Tao Zheng<sup>1,3†</sup>, Ying Shen<sup>4</sup>

<sup>1</sup>Tsinghua Shenzhen International Graduate School, Tsinghua University

<sup>2</sup>OPPO Research Institute, <sup>3</sup>Peng Cheng Laboratory

<sup>4</sup>School of Intelligent Systems Engineering, Sun-Yat Sen University  
{yejh22, liyinghu20}@mails.tsinghua.edu.cn

## Abstract

It is intractable to evaluate the performance of Grammatical Error Correction (GEC) systems since GEC is a highly subjective task. Designing an evaluation metric that is as objective as possible is crucial to the development of GEC task. Previous mainstream evaluation metrics, i.e., reference-based metrics, introduce bias into the multi-reference evaluation because they extract edits without considering the presence of multiple references. To overcome the problem, we propose **Chunk-Level Multi-reference Evaluation (CLEME)** designed to evaluate GEC systems in multi-reference settings. First, CLEME builds chunk sequences with consistent boundaries for the source, the hypothesis and all the references, thus eliminating the bias caused by inconsistent edit boundaries. Then, based on the discovery that there exist boundaries between different grammatical errors, we automatically determine the grammatical error boundaries and compute  $F_{0.5}$  scores in a novel way. Our proposed CLEME<sup>1</sup> approach consistently and substantially outperforms existing reference-based GEC metrics on multiple reference sets in both corpus-level and sentence-level settings. Extensive experiments and detailed analyses demonstrate the correctness of our discovery and the effectiveness of our designed evaluation metric.

## 1 Introduction

Grammatical Error Correction (GEC) is a **local substitution** task that aims to correct all grammatical errors in a given ungrammatical text (Bryant et al., 2022; Ma et al., 2022; Ye et al., 2022). The GEC task has attracted more and more attention due to its practical value in daily life (Kaneko

\* indicates equal contribution.

† Corresponding author: Hai-Tao Zheng. (E-mail: zheng.haitao@sz.tsinghua.edu.cn)

<sup>1</sup>All the source codes of CLEME are released at <https://github.com/yejh123/CLEME>.

ERRANT	
Source	Nowadays <b>the technologies were</b> improved a lot compared <b>for</b> the last century.
Ref. 1	Nowadays <b>technologies</b> <b>have</b> improved a lot compared <b>to</b> the last century.
Ref. 2	Nowadays <b>technology</b> <b>has</b> improved a lot compared <b>with</b> the last century.
Hyp.	Nowadays <b>technologies</b> <b>have</b> improved a lot compared <b>with</b> the last century.
CLEME (Ours)	
Source	Nowadays <b>the technologies were</b> improved a lot compared <b>for</b> the last century.
Ref. 1	Nowadays <b>technologies have</b> improved a lot compared <b>to</b> the last century.
Ref. 2	Nowadays <b>technology has</b> improved a lot compared <b>with</b> the last century.
Hyp.	Nowadays <b>technologies have</b> improved a lot compared <b>with</b> the last century.

Figure 1: A comparison of edits automatically extracted by ERRANT and CLEME. An orange block is an edit.

et al., 2022; Li et al., 2022a,b; Liang et al., 2023). However, it is intractable to evaluate GEC systems since GEC is a highly subjective task showing very low inter-annotator agreement (IAA) (Choshen and Abend, 2018). Most datasets improve compatibility by incorporating multiple references to guarantee a more realistic evaluation of the model performance.

Automatically evaluating the quality of corrected texts is essential for the development of GEC systems. The common GEC metrics can be classified into two broad categories: reference-based and reference-less. Reference-based metrics evaluate GEC systems by comparing hypotheses and human-annotated references in terms of edits (Dahlmeier and Ng, 2012; Bryant et al., 2017) or n-grams (Napoles et al., 2015). Reference-less metrics are proposed to evaluate GEC systems without references. However, Deutsch et al. (2022) demonstrate that reference-less metrics are inherently biased and limited in their ability to evaluate generated text. Reference-based metrics evaluate GEC systems in an interpretable way, providing useful insights for model construction. Thus we focus on reference-based metrics.

As shown in Figure 1, existing reference-based metrics such as ERRANT first extract edits and then compute  $F_{0.5}$  scores by comparing the edits of hypotheses and references. However, these edits

are extracted separately without considering the presence of multiple references. We argue that the edits bias GEC multi-reference evaluation since equally good corrections may be unfairly rewarded. Specifically, the ungrammatical segment *the technologies were* is equally well-corrected by Ref. 1 and Ref. 2. However, if a hypothesis takes the same corrections as Ref. 1 (i.e., [*the*  $\rightarrow$   $\epsilon$ ] and [*were*  $\rightarrow$  *have*], TP=2), it will be rewarded less than the corrections of Ref. 2 (i.e., [*the*  $\rightarrow$   $\epsilon$ ], [*technologies*  $\rightarrow$  *technology*] and [*were*  $\rightarrow$  *has*], TP=3).

In this paper, we propose **Chunk-LEvel Multi-reference Evaluation (CLEME)**, providing unbiased  $F_{0.5}$  scores for GEC multi-reference evaluation. Inspired by [Gotou et al. \(2020\)](#), CLEME transforms the source, the hypothesis and all the references into chunk sequences with consistent boundaries by chunk partition process, thus debiasing the GEC multi-reference evaluation.

Existing metrics assume the corrections of grammatical errors are dependent. Whenever there is more than one reference for a source, the metrics try each reference in turn, and then the highest score is taken as the final score. Additionally, we observe that the corrections of grammatical errors in terms of chunks can be considered **approximately independent**. For example, the ungrammatical segments *the technologies were* and *for* shown in Figure 1 can be corrected independently, i.e., the correction of the segment *the technologies were* has no effect on the correction of *for*. Based on the observation,  $F_{0.5}$  scores can be computed in another way. Specifically, we iterate chunks of a hypothesis and a chunk is considered correct as long as it matches one of the corresponding chunks of references. In this case, the hypothesis in Figure 1 will be rewarded 2TP rather than 1TP and 1FP, which is the traditional case. Experimental results show that CLEME achieves the highest or comparable correlations between reference-based and human judgments at the corpus- and sentence-level.

In summary, our contributions are three folds:

- (1) We propose CLEME, a reference-based metric that evaluates GEC systems at the chunk-level, providing unbiased  $F_{0.5}$  scores for multi-reference evaluation.
- (2) We observe that the corrections of grammatical errors in terms of chunks are approximately independent. Based on the observation, we compute  $F_{0.5}$  scores in another way.

- (3) Extensive experiments show our proposed CLEME achieves a new state-of-the-art on several reference sets of the CoNLL-2014 evaluation task. Human evaluation experiments are also conducted to further confirm the effectiveness of our approach.

## 2 Preliminary Study

### 2.1 Consistent Boundaries

We determine consistent chunk-level boundaries by chunk partition process to debias multi-reference evaluation as shown in Figure 2. We first extract the edit sets of the hypothesis and the references and then merge the edits with overlapping intervals into a chunk. Please note that the source, the hypothesis and all the references will be segmented into **chunk sequences** with the same number of chunks regardless of the number of their tokens. The chunk partition process is intuitive since we can locate and examine all possible corrections of an erroneous chunk. For example, the chunk *by the* can be corrected in two ways, i.e., *with* in Ref. 1 and *through* in Ref. 2. The resulting chunks can be classified into three categories: 1) **unchanged chunks** contain the same text segments as the source sentence, 2) **corrected chunks** contain different non-empty text segments compared with the source sentence, and 3) **dummy chunks** are empty chunks.

### 2.2 Boundaries of Grammatical Errors

In Figure 2, overlapping edits are merged into corrected/dummy chunks, which are separated by unchanged chunks. *Therefore, are chunk boundaries the boundaries of grammatical errors?*

**Dataset** To answer the question, we conduct experiments on the BN-10GEC dataset ([Bryant and Ng, 2015](#)). The dataset consists of 1,312 source sentences, which are the same as the CoNLL-2014 shared task test data ([Ng et al., 2014](#)). Each source sentence corresponds to 10 references given by ten native British English speakers, including two official annotators of CoNLL-2014, the first author of the paper, and seven freelancers recruited via the online recruitment website.

**Experiment Setup** For each source sentence, we sample 9 references and run the chunk partition introduced in Section 2.1. The resulting chunk sequences are determined together by all 9 references. The edits of the remaining reference  $\{e_1, \dots, e_M\}$

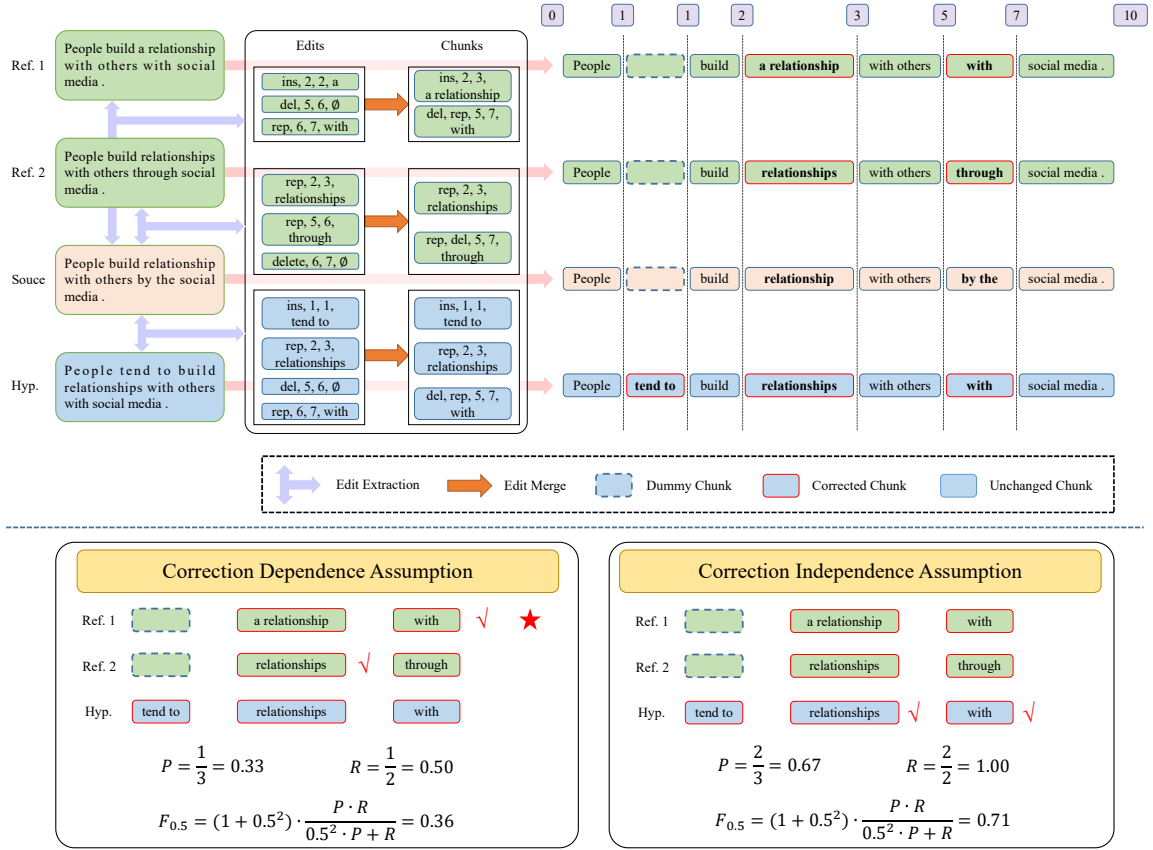


Figure 2: Overview of our approach CLEME. CLEME 1) first extracts edits of the hypothesis and the references, 2) merges the overlapping edits into chunks, and then 3) computes the  $F_{0.5}$  scores based on two different assumptions.

are used to calculate the following three statistics:

- 1) The ratio of In-Corrected-Chunk (ICC) gives the proportion of edits included by corrected/dummy chunks of the other references. An edit is included by a chunk if the interval of the edit is included by that of the chunk.
- 2) The ratio of In-Unchanged-Chunk (IUC) gives the proportion of edits included by unchanged chunks of the other references.
- 3) The Cross-Chunk (CC) ratio computes the proportion of edits extending the original boundaries. These statistics are calculated as follows:

$$\text{ICC} = \frac{1}{M} \sum_{i=1}^M f_1(e_i), \quad (1)$$

$$\text{IUC} = \frac{1}{M} \sum_{i=1}^M f_2(e_i), \quad (2)$$

$$\text{CC} = 1 - \text{ICC} - \text{IUC}, \quad (3)$$

where  $M$  is the number of edits of the remaining reference. If the edit  $e_i$  is included by a corrected/dummy chunk, the function  $f_1(e_i)$  returns 1, otherwise 0. Similarly, if the edit  $e_i$  is included by

an unchanged chunk, the function  $f_2(e_i)$  returns 1, otherwise 0. We sample different 9 references for chunk partition in each run and repeatedly calculate the statistics using the remaining reference.

**Results** Table 1 reports the results of BN-10GEC. The number of corrected and dummy chunks are less than that of edits since overlapping edits are merged into a chunk. 90.66% edits are included by the corrected/dummy chunks, which means the grammatical errors to be corrected have been considered by the other references. The proportion of edits included by corrected chunks is 7.74%. These edits may be over-corrected since the other references believe no grammatical errors are needed to correct. To our surprise, as many as 1.61% edits cross the chunk boundaries. Therefore, the chunk boundaries are stable enough to serve as the boundaries of grammatical errors to a certain degree<sup>2</sup>. Further, we have the following assumption.

<sup>2</sup>Human evaluation experiments in Section 4.2 could be used as another argument to support the conclusion.

Item	Number (perc.)	Length
Sentences	1,312	23.0
References	13,120	22.9
Edits	36,677	1.0
Unchanged Chunks	93,469 (77.63%)	2.5
Corrected/Dummy Chunks	26,948 (22.37%)	2.4
ICC	33,251 (90.66%)	-
IUC	2,837 (7.74%)	-
CC	589 (1.61%)	-

Table 1: Statistics of the BN-10GEC dataset.



Correction independence assumption: Different grammatical error corrections are independent.

That is, the correction of a grammatical error does not affect the corrections of others in an ungrammatical sentence. Based on the assumption,  $F_{0.5}$  scores can be computed in another way, which will be introduced in Section 3.

## 3 Method

### 3.1 Chunk Evaluation

As shown in Figure 2, each chunk is composed of edit operation(s), start index, end index, and correct tokens. Conventional reference-based metrics like  $M^2$  and ERRANT compute  $F_{0.5}$  scores based on the correction dependence assumption. They compute an  $F_{0.5}$  score for each reference in turn and choose the one that leads to the best performance for the source sentence. **CLEME-dependent** also computes  $F_{0.5}$  scores in this way by treating corrected/dummy chunks as edits.

**CLEME-independent** is proposed to compute  $F_{0.5}$  scores based on the correction independence assumption. A corrected/dummy chunk of the hypothesis is correct if it matches one of the corresponding chunks of references.

### 3.2 Length Weighting

The average length of chunks is much longer than that of edits shown in Table 1, resulting in the unfairness of chunk evaluation if a longer chunk is rewarded equally with a shorter one. Therefore, we add length weighting to the chunk evaluation. The intuition of length weighting is to compensate for long chunk matching. The weights of True Positives (TPs), False Positives (FPs), and False

Negatives (FNs) are computed as follows:<sup>3</sup>

$$w^{\text{TP}} = \text{clip} \left( \frac{\alpha_1}{1 + (\alpha_1 - 1) \exp(\ell - x)}, c_{\min}, c_{\max} \right), \quad (4)$$

$$w^{\text{FP}} = \text{clip} \left( \frac{\alpha_2}{1 + (\alpha_2 - 1) \exp(x - \ell)}, c_{\min}, c_{\max} \right), \quad (5)$$

$$w^{\text{FN}} = \text{clip} \left( \frac{\alpha_3}{1 + (\alpha_3 - 1) \exp(\ell - x)}, c_{\min}, c_{\max} \right), \quad (6)$$

where  $\alpha_1$ ,  $\alpha_2$  and  $\alpha_3$  are scale factors for TPs, FPs and FN respectively,  $x$  is the length of the chunk,  $\ell$  is the average length of chunks, and the function  $\text{clip}(v, a, b)$  clips value  $v$  between  $a$  and  $b$ . The curves of length weighting are shown in Figure 3. Formally, given a system corrected/dummy chunk set  $C^H$  and a gold corrected/dummy chunk set  $C^R$ , we apply length weighting on each chunk to compute precision, recall and  $F_{0.5}$  as follows:

$$P = \frac{\sum_{c \in C^H \cap C^R} w_c^{\text{TP}}}{\sum_{c \in C^H \cap C^R} w_c^{\text{TP}} + \sum_{c \in C^H \setminus C^R} w_c^{\text{FP}}}, \quad (7)$$

$$R = \frac{\sum_{c \in C^H \cap C^R} w_c^{\text{TP}}}{\sum_{c \in C^H \cap C^R} w_c^{\text{TP}} + \sum_{c \in C^R \setminus C^H} w_c^{\text{FN}}}, \quad (8)$$

$$F_\beta = (1 + \beta^2) \cdot \frac{P \cdot R}{(\beta^2 \cdot P) + R}, \quad (9)$$

where  $\beta = 0.5$  is usually used, which weighs precision twice as much as recall.

### 3.3 Corpus-level v.s. Sentence-level

We compute  $F_{0.5}$  scores at corpus- and sentence-level following Gong et al. (2022). Corpus-level metrics compute an  $F_{0.5}$  score over the entire dataset. Sentence-level metrics compute an  $F_{0.5}$  score over each sentence of the dataset and evaluate GEC systems by using the average  $F_{0.5}$  score. **CLEME-dependent** and **CLEME-independent** are corpus-level metrics, and their sentence-level variants are respectively **SentCLEME-dependent** and **SentCLEME-independent**.

Additionally, **CLEME** can evaluate GEC systems by accuracy scores, which is usually not implemented by conventional reference-based metrics. Please refer to Appendix A.4 for the introduction and analyses of accuracy scores.

<sup>3</sup>We do not apply length weighting to TNs since it is unnecessary for  $F_{0.5}$  scores.

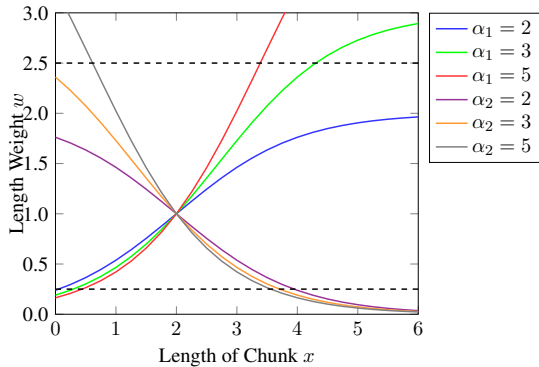


Figure 3: Curves of length weighting with different scale factors  $\alpha$  for  $\ell = 2$ . All the curves pass through the point  $(\ell, 1.0)$ . A curve with a larger scale factor has a greater slope.

## 4 Experiments

### 4.1 Correlations with Human judgments

**Dataset** To demonstrate the effectiveness and robustness of our approach, we measure correlations between reference-based metrics and human judgments on multiple reference sets, including CoNLL-2014 (Grundkiewicz et al., 2015), BN-10GEC (Bryant and Ng, 2015) and SN-8GEC (Sakaguchi et al., 2016).<sup>4</sup> All the reference sets are based on the CoNLL-2014 shared task (Ng et al., 2014), consisting of 1,312 source sentences. SN-8GEC collected 8 references sets of annotations from both experts and non-experts, including 4 sets of minimal edits (2 by experts and 2 by non-experts) designed to make the original sentences technically grammatical, and 4 sets of fluency edits (2 by experts and 2 by non-experts) designed to elicit native-sounding, fluent text. Statistics of all the reference sets are reported in Appendix A.2.

Human judgments created for the outputs of 13 GEC systems (including the unchanged source text) are presented by Grundkiewicz et al. (2015), where eight English native-speaker judges were asked to rank the output of 13 systems from best to worse. Two system ranking lists are generated respectively by Expected Wins (EW) (Macháček and Bojar, 2013) and TrueSkill (TS) (Sakaguchi et al., 2014).

**Experiment Settings** Following Gong et al. (2022); Chollampatt and Ng (2018), we compute Pearson correlation coefficient  $\gamma$  and Spearman correlation coefficient  $\rho$  between reference-based metrics and human judgments based on corpus-level

<sup>4</sup>We have introduced BN-10GEC in Section 2.2.

ranking. We tune the hyperparameters on CoNLL-2014 and keep the hyperparameters on the other reference sets to show the ability of CLEME to adapt to different reference sets. The hyperparameters of our approach are reported in Appendix A.3.

**Evaluation Metrics** We compare our approach with the following reference-based metrics:<sup>5</sup>

- **GLEU** and its sentence-level variant **SentGLEU** are n-gram based metrics, which reward hypothesis n-grams that overlap with the reference but not the source and penalize hypothesis n-grams that overlap with the source but not the reference (Napoles et al., 2015).
- **M<sup>2</sup>** and **SentM<sup>2</sup>** dynamically extract the hypothesis edits with the maximum overlap of gold annotations (Dahlmeier and Ng, 2012).
- **ERRANAT** and **SentERRANT** extract edits by utilizing a linguistically-enhanced alignment algorithm (Bryant et al., 2017).

**Results** Table 2 reports the correlations between reference-based metrics and human judgments. For the corpus-level metrics, GLEU achieves the highest correlations on BN-10GEC and NE-fluency reference sets. However, GLEU suffers from negative correlations on NE-Minimal, which is caused by low-quality annotations of NE-Minimal,<sup>6</sup> indicating that GLEU may not be a robust metric (Sakaguchi et al., 2016). ERRANT performs slightly better than M<sup>2</sup>. Our proposed CLEME-dependent and CLEME-independent can make better and full use of consistent chunk boundaries, thus performing slightly better than ERRANT on most reference sets. It should be noted that CLEME-independent achieves comparable performance to CLEME-dependent, showing the effectiveness of computing F<sub>0.5</sub> scores based on correction independence assumption.

All the sentence-level metrics perform better than their corpus-level version, which is consistent with the findings (Gong et al., 2022; Napoles et al., 2016). Our approach aligns better with human judgments compared to existing reference-based metrics on most reference sets. SentCLEME-

<sup>5</sup>We do not experiment with I-measure (Felice and Briscoe, 2015) due to its negative correlation and high computing complexity (Grundkiewicz et al., 2015).

<sup>6</sup>The phenomenon also happens on all the sentence-level metrics. We remove unchanged references on some reference sets to avoid it.

Metric		CoNLL-2014		BN-10GEC		E-Minimal		E-Fluency		NE-Minimal		NE-Fluency	
		EW	TS	EW	TS	EW	TS	EW	TS	EW	TS	EW	TS
M <sup>2</sup>	$\gamma$	0.623	0.672	0.547	0.610	<b>0.597</b>	<b>0.650</b>	<u>0.590</u>	0.659	0.575	0.634	0.582	0.649
	$\rho$	<u>0.687</u>	0.720	0.648	0.692	0.654	0.703	0.654	0.709	0.577	0.648	0.648	0.703
GLEU	$\gamma$	<b>0.701</b>	<b>0.750</b>	<b>0.678</b>	<b>0.761</b>	0.533	0.513	<b>0.693</b>	<b>0.771</b>	-0.044	-0.113	<b>0.674</b>	<b>0.767</b>
	$\rho$	0.467	0.555	<b>0.754</b>	<b>0.806</b>	0.577	0.511	0.710	0.757	-0.005	-0.055	<u>0.725</u>	<b>0.819</b>
ERRANT	$\gamma$	0.642	0.688	0.586	0.644	0.578	0.631	0.594	<u>0.663</u>	0.585	0.637	0.597	0.659
	$\rho$	0.659	0.698	0.637	0.698	0.742	0.786	<u>0.720</u>	<u>0.775</u>	0.747	0.797	<b>0.753</b>	<u>0.797</u>
CLEME-dependent (Ours)	$\gamma$	0.648	<u>0.691</u>	0.602	0.656	<u>0.594</u>	<u>0.644</u>	0.589	0.654	<u>0.595</u>	<u>0.643</u>	<u>0.612</u>	<u>0.673</u>
	$\rho$	<b>0.709</b>	<b>0.742</b>	<u>0.692</u>	<u>0.747</u>	<b>0.797</b>	<b>0.813</b>	0.714	<u>0.775</u>	<u>0.786</u>	<u>0.835</u>	0.720	0.791
CLEME-independent (Ours)	$\gamma$	<u>0.649</u>	<u>0.691</u>	<u>0.609</u>	<u>0.659</u>	0.593	0.643	0.587	0.653	<b>0.601</b>	<b>0.647</b>	0.611	0.672
	$\rho$	<b>0.709</b>	<u>0.731</u>	<u>0.692</u>	<u>0.747</u>	<u>0.791</u>	<u>0.802</u>	<b>0.731</b>	<b>0.791</b>	<b>0.797</b>	<b>0.841</b>	0.714	0.786
SentM <sup>2</sup>	$\gamma$	<u>0.871</u>	<b>0.864</b>	0.567	0.646	0.805 <sup>♣</sup>	0.836 <sup>♣</sup>	0.655	0.732	0.729 <sup>♣</sup>	0.785 <sup>♣</sup>	0.621	0.699
	$\rho$	0.731	0.758	0.593	0.648	<b>0.806<sup>♣</sup></b>	<b>0.845<sup>♣</sup></b>	0.731	0.764	0.797 <sup>♣</sup>	<u>0.846<sup>♣</sup></u>	0.632	0.687
SentGLEU	$\gamma$	0.784	0.828	0.756	0.826	<u>0.742<sup>♣</sup></u>	<u>0.773<sup>♣</sup></u>	0.785	0.846	<u>0.723<sup>♣</sup></u>	<u>0.762<sup>♣</sup></u>	0.778	0.848
	$\rho$	0.720	<u>0.775</u>	0.769	0.824	0.764 <sup>♣</sup>	0.797 <sup>♣</sup>	0.791	0.846	0.764 <sup>♣</sup>	<u>0.830<sup>♣</sup></u>	0.768	0.846
SentERRANT	$\gamma$	0.870	0.846	<u>0.885</u>	<u>0.896</u>	0.768 <sup>♣</sup>	0.803 <sup>♣</sup>	0.806	0.732	0.710 <sup>♣</sup>	0.765 <sup>♣</sup>	0.793	0.847
	$\rho$	<u>0.742</u>	0.747	<u>0.786</u>	<u>0.830</u>	<u>0.775<sup>♣</sup></u>	<u>0.819<sup>♣</sup></u>	0.813	0.764	0.780 <sup>♣</sup>	0.841 <sup>♣</sup>	<b>0.830</b>	<b>0.857</b>
SentCLEME-dependent (Ours)	$\gamma$	<b>0.876</b>	0.844	<b>0.915</b>	<b>0.913</b>	<u>0.806<sup>♣</sup></u>	<u>0.838<sup>♣</sup></u>	<b>0.849</b>	<b>0.886</b>	<u>0.742<sup>♣</sup></u>	<u>0.795<sup>♣</sup></u>	<b>0.876</b>	<b>0.921</b>
	$\rho$	<b>0.824</b>	<b>0.808</b>	<b>0.835</b>	<b>0.874</b>	<u>0.775<sup>♣</sup></u>	<u>0.819<sup>♣</sup></u>	<b>0.824</b>	<b>0.863</b>	<u>0.797<sup>♣</sup></u>	<u>0.846<sup>♣</sup></u>	0.791	0.846
SentCLEME-independent (Ours)	$\gamma$	0.868	<u>0.857</u>	0.855 <sup>♣</sup>	0.876 <sup>♣</sup>	<b>0.821<sup>♣</sup></b>	<b>0.856<sup>♣</sup></b>	0.841	0.877	<b>0.782<sup>♣</sup></b>	<b>0.831<sup>♣</sup></b>	<u>0.852</u>	<u>0.896</u>
	$\rho$	0.725	0.758	0.659 <sup>♣</sup>	0.714 <sup>♣</sup>	<u>0.775<sup>♣</sup></u>	<u>0.819<sup>♣</sup></u>	0.808	<u>0.846</u>	<b>0.819<sup>♣</sup></b>	<b>0.874<sup>♣</sup></b>	0.762	0.825

Table 2: Overview of correlations between reference-based metrics and human judgments. We highlight the **highest** score in bold and the second-highest score with underlines. SN-8GEC consists of four reference sets, i.e., E-Minimal, E-Fluency, NE-Minimal and NE-Fluency. ♣ We remove unchanged reference sentences for higher correlations due to low-quality annotations. Otherwise, negative correlations are possible.

dependent performs best on BN-10GEC and NE-Fluency, and performs on a par with the best metric on E-Fluency, which means SentCLEME-dependent is more suitable for fluent reference sets. This phenomenon is intuitive since fluent editing is more likely to follow the correction dependence assumption. On the other hand, SentCLEME-independent achieves higher correlations on E-Minimal and NE-Minimal, which also conforms to our intuition that minimal editing is more likely to follow the correction independence assumption. These results suggest that reference sets prefer one of the correction assumptions.

Our approach achieves higher correlations on (N)E-Fluency rather than (N)E-Minimal, while SentM<sup>2</sup> and SentERRANT perform worse on E-Fluency than E-Minimal. This is because our approach evaluates GEC systems using longer chunks rather than scrappy edits, which could better reflect whether a grammatical error is fluently corrected.

## 4.2 Human Evaluation

Experiments show that evaluating GEC systems based on the correction independence assumption could work effectively in most situations. In this section, we demonstrate whether the correction independence assumption makes sense for humans. We define the correction independence of a *pair* of chunks as that the correction of a chunk is irrelevant to the correction of another one. A simple

Annotator	Ratio of Correction Independence
A <sub>1</sub>	90.85%
A <sub>2</sub>	93.55%
A <sub>3</sub>	91.14%
Annotator	Cohen's- $\kappa$
A <sub>1</sub> v.s. A <sub>2</sub>	38.66%
A <sub>1</sub> v.s. A <sub>3</sub>	43.10%
A <sub>2</sub> v.s. A <sub>3</sub>	39.34%

Table 3: A comparison of correction independence annotations across three annotators.

case is shown in Appendix A.5. We conduct human evaluation experiments on 1,000 sentences from BN-10GEC (Bryant and Ng, 2015), with each source corresponding to 10 references. Three annotators were required to judge whether a pair of chunks is correction-independent.

Table 3 reports the ratio of correction independence and inter-annotator agreement (IAA) across three annotators. We calculate Cohen's- $\kappa$  (Cohen, 1960) as our IAA statistics. More than 90% pairs of chunks are correction-independent for all the annotators, indicating that it is reasonable to evaluate GEC systems based on the correction independence assumption. Considering the subjectivity of GEC task, the IAA statistics show that it is relatively easy to judge whether a pair of chunks is correction-independent (Bryant and Ng, 2015).

Metric		AMU	CAMB	CUUI	IITB	INPUT	IPN	NTHU	PKU	POST	RAC	SJTU	UFC	UMC
ERRANT	TP	483	725	607	28	0	52	409	294	508	319	104	36	311
	FP	795	1329	985	65	0	488	991	697	1152	794	261	14	774
	FN	1934	1886	1946	2064	2070	2078	1976	2007	1985	2044	2036	2069	2020
	P	37.79	35.30	38.13	30.11	100.0	9.63	29.21	29.67	30.60	28.66	28.49	72.00	28.66
	R	19.98	27.77	23.78	1.34	0.00	2.44	17.15	12.78	20.38	13.50	4.86	1.71	13.34
	F <sub>0.5</sub>	32.08	33.48	34.02	5.68	0.00	6.06	25.61	23.46	27.81	23.40	14.44	7.81	23.31
CLEME-dependent	TP	314	482	379	17	0	33	266	195	333	203	69	24	213
	w/o LW	382	588	471	22	0	39	330	246	412	254	85	32	216
	FP	872	1392	1034	72	0	529	975	776	1246	782	292	19	844
	w/o LW	815	1303	964	67	0	488	905	709	1144	782	272	18	788
	FN	1182	987	1169	1564	1592	1445	1191	1259	1158	1278	1471	1583	1266
	w/o LW	1345	1132	1333	1751	1782	1634	1366	1426	1333	1453	1657	1772	1439
	TN	6312	6347	6245	6313	6308	6412	6295	6314	6449	6310	6324	6280	6377
	P	26.45	25.74	26.81	19.29	100.0	5.85	21.42	20.06	21.07	20.60	19.02	56.40	20.14
	R	20.97	32.84	24.48	1.09	0.00	2.22	18.23	13.39	22.31	13.71	4.45	1.52	14.40
	F <sub>0.5</sub>	25.14	26.90	26.31	4.45	0.00	4.41	20.69	18.24	21.31	18.72	11.50	6.85	18.65
SentCLEME-dependent	P	63.05	41.07	57.60	95.27	100.0	67.45	55.17	63.62	53.26	65.05	82.90	98.70	61.78
	R	48.87	59.94	51.21	32.37	31.33	36.07	49.71	44.84	50.61	44.57	36.06	32.15	44.43
	F <sub>0.5</sub>	36.24	32.94	37.39	31.51	31.33	23.25	32.24	32.56	33.34	32.37	31.93	32.30	31.46
CLEME-independent	TP	318	488	392	17	0	33	272	196	339	204	69	24	214
	w/o LW	388	596	487	22	0	39	338	248	420	255	85	32	262
	FP	864	1382	1016	72	0	529	965	773	1236	781	292	19	843
	w/o LW	809	1295	948	67	0	488	897	707	1136	781	272	18	787
	FN	928	701	884	1362	1393	1246	937	1022	883	1025	1266	1372	1026
	w/o LW	1029	778	984	1497	1530	1382	1045	1129	990	1135	1398	1506	1136
	TN	6629	6701	6597	6567	6560	6664	6617	6611	6793	6628	6583	6546	6680
	P	26.90	26.11	27.85	19.29	100.0	5.85	22.00	20.23	21.50	20.69	19.02	56.40	20.22
	R	25.53	41.06	30.71	1.25	0.00	2.57	22.52	16.10	27.72	16.59	5.14	1.75	17.23
	F <sub>0.5</sub>	26.61	28.16	28.38	4.97	0.00	4.66	22.10	19.24	22.51	19.71	12.35	7.77	19.54
SentCLEME-independent	P	65.36	45.39	60.92	95.27	100.0	67.51	57.44	65.03	56.26	66.65	83.17	98.70	63.36
	R	57.20	70.15	60.76	36.87	35.29	40.56	58.08	52.20	59.83	52.14	41.31	36.59	51.94
	F <sub>0.5</sub>	42.00	39.63	43.76	35.49	35.29	25.90	38.13	37.43	39.38	37.04	36.25	36.48	36.59

Table 4: Detailed evaluation results across 13 GEC systems on CoNLL-2014.

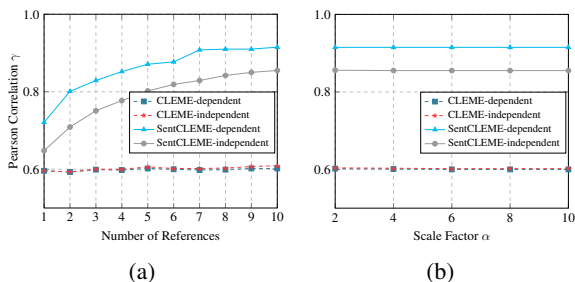


Figure 4: (a) Effect of the number of references on BN-10GEC. (b) Effect of scale factors on BN-10GEC. We report Pearson correlations  $\gamma$  using Expected Wins ranking methods. More details are reported in Appendix A.7 and Appendix A.8.

## 5 Analysis

### 5.1 Detailed Analysis

Table 4 reports the evaluation results of 13 systems on CoNLL-2014. The TP and FP counts of CLEME are less than those of ERRANT due to the chunk partition. Notice that the FN counts of CLEME are significantly less than those of ERRANT, due to the difference between the FNs definitions of CLEME and ERRANT. ERRANT defines FNs as the edits of references that do not exactly match the edits of hypotheses, while CLEME

defines FNs as the corrected/dummy chunks of references that do not exactly match the chunks of hypotheses. We argue the definition of ERRANT is problematic since ERRANT could overestimate the FN counts of GEC systems, as shown in Table 5. Please note that CLEME defines TNs, thus supporting the computation of accuracy scores.

**-dependent v.s. -independent** The precision and recall of (Sent)CLEME-independent is slightly larger than those of (Sent)CLEME-dependent since the former could overestimate the performance of GEC systems, while the latter could underestimate the performance of GEC systems. Both of them respectively provide an upper bound and a lower bound for the performance of GEC systems.

**System-level v.s. Sentence-level** The precision, recall, and  $F_{0.5}$  scores of sentence-level metrics are significantly larger than those of system-level. A possible reason is that the precision and recall are weighed down by a small number of difficult samples with many corrected/dummy chunks.

### 5.2 Ablation Study

We report detailed ablation analyses of our approaches on BN-10GEC - we have similar findings

	Text	FP	FN
<b>Source</b>	It has improved compared <b>for</b> the last century.		
<b>Hyp.</b>	It has improved compared <b>between</b> the last century.		
<b>ERRANT</b>			
<b>Ref. 1</b>	It has improved compared <b>to</b> the century.	1	1
<b>Ref. 2</b>	It has improved compared <b>with</b> the century.	1	1
<b>CLEME</b>			
<b>Ref. 1</b>	It has improved compared <b>to</b> the century.	1	0
<b>Ref. 2</b>	It has improved compared <b>with</b> the century.	1	0

Table 5: Cases of ERRANT and CLEME. ERRANT gives FP=1 and FN=1 since the hypothesis does not match one of the edits of references. CLEME gives only FP=1 since the hypothesis tries to correct the error.

on other reference sets.

**Number of References** Since CLEME is designed for multi-reference evaluation, it degenerates to conventional reference-based metrics such as  $M^2$  and ERRANT when only one reference is available. Here we demonstrate how correlations change against an increasing number of references. The results reported in Figure 4a show the correlations of CLEME-dependent and CLEME-independent do not change significantly. However, Pearson correlations of SentCLEME-dependent and SentCLEME-independent are consistently higher than system-level metrics and steadily increase with the increasing number of references. Therefore, we recommend evaluating GEC systems using sentence-level metrics rather than corpus-level metrics.

**Parameter Sensitivity Analysis** The scale factors introduced in Section 3.2 determine the change degree of weights with the length of chunks. We report corrections between our proposed metrics and human judgments for different scale factors in Figure 4b. The results show that our proposed metrics are robust to the selection of hyperparameters.

## 6 Related Work

### 6.1 Reference-based Metrics

Reference-based metrics score GEC systems under the guidance of manually written references.  $M^2$  scorer (Dahlmeier and Ng, 2012) calculates an optimal edit sequence between a source sentence and a system hypothesis that achieves the highest overlap with the gold-standard annotation. The optimal edit sequence is subsequently scored using the  $F_{0.5}$  score measure to represent the performance of each system. However, the optimality in terms of overlap does not mean the opti-

Reference-based Metrics	Granularity	Score	Deterministic
$M^2$ (Dahlmeier and Ng, 2012)	Phrase-level Edit	$F_\beta$	•
GLEU (Napoles et al., 2015)	N-gram	Weighted Precision	○
ERRANT (Bryant et al., 2017)	Phrase-level Edit	$F_\beta$	•
CLEME (Ours)	Chunk-level Edit	$F_\beta$	•

Table 6: A comparison of GEC metrics. GLEU is indetermistic since it involves sampling operation.

mality of GEC evaluation. Therefore, Bryant et al. (2017) proposed ERRANT, which improves the edit extraction using a linguistically-enhanced alignment algorithm and merging rules, making it more likely that tokens with similar linguistic properties are aligned. However, ERRANT is language-dependent and bias still exists in multi-reference evaluation settings. Inspired by BLEU (Papineni et al., 2002) in NMT (Dong et al., 2023; Cheng et al., 2023a), Napoles et al. (2015) proposed GLEU, an n-gram based metric for GEC evaluation. The comparison of GEC metrics is shown in Table 6.

Although reference-less metrics (Napoles et al., 2016) can achieve very high agreement with human judgments, they are short of interpretability as metrics for GEC evaluation. Essentially, reference-less metrics are equivalent to evaluating GEC systems using other trained GEC systems.

### 6.2 Meta Evaluation Methods

It is intractable to determine which GEC metric is best. A reasonable GEC metric should consider multiple aspects, including correlation with human judgments, interpretability and efficiency. Inspired by WMT human evaluation campaigns (Callison-Burch et al., 2008; Cheng et al., 2023b), Grundkiewicz et al. (2015) collected human rankings for the 13 system outputs (including the unchanged source text) from the CoNLL-2014 shared task (Ng et al., 2014). Two ranking methods, Expected Wins (EW) and TrueSkill (TS) were applied to rank systems from best to worse. Sakaguchi et al. (2016) collected 8 ( $2 \times 2 \times 2$ ) annotations from both experts and non-experts (minimal and fluency, expert and non-expert, two corrections each) and showed that GEC metrics work differently in different reference sets. Napoles et al. (2019) explored how GEC metrics work in new domains.

## 7 Conclusion

This paper proposes CLEME, a novel reference-based metric for multi-reference GEC evaluation. Compared with conventional reference-based met-



rics, CLEME evaluates GEC systems at the chunk-level, providing unbiased  $F_{0.5}$  scores for multi-reference evaluation. We explore the feasibility and effectiveness of evaluating GEC systems based on either the correction dependence assumption or the correction independence assumption. The results of extensive experiments demonstrate that our approach achieves higher correlations than existing reference-based metrics on most reference sets. We further conduct a human evaluation experiment to verify the rationality of evaluating GEC systems based on the correction independence assumption. In the future, we would like to evaluate GEC systems by combining dependent and independent assumptions. It is also worthwhile to improve the robustness of accuracy-based metrics.

## Limitations

We do not test the effectiveness of CLEME in other languages though CLEME can be easily extended to other languages. In addition, all the reference sets used in our experiments are based on the CoNLL-2014 shared task, a second-language dataset. More experiments on different datasets are needed to show the robustness of our approaches. We believe that the perspective of correction independence assumption could also be introduced in GEC datasets of other languages and domains for more in-depth analysis and exploration.

Recent reference-less metrics have already outperformed reference-based metrics including ours in terms of correlations. However, our approach could evaluate GEC systems in an interpretable way, which is a huge advantage over reference-less metrics.

## Ethics Statement

In this paper, we verify the effectiveness of our proposed approach using CoNLL-2014, BN-10GEC, and SN-8GEC reference sets, all of which are from publicly available datasets or resources on legitimate websites without sensitive data involved. All the baselines used in our experiments are also publicly available metrics and we have cited the corresponding authors. All the datasets and baselines involved are consistent with their intended use.

Additionally, we conduct the human evaluation experiments of the correction independence assumption by employing three postgraduate students in foreign linguistics and applied linguistics as part-time annotators. Two authors of this paper com-

pleted the annotation guidelines and each annotator received comprehensive training and knew the intent of the annotation before annotation. The whole annotation process for an annotator could be finished in about totally 6 working hours. All annotators were paid for their work and the average salary is about \$5 per hour respectively.

## References

- Christopher Bryant, Mariano Felice, Øistein E. Andersen, and Ted Briscoe. 2019. [The BEA-2019 shared task on grammatical error correction](#). In *Proceedings of the Fourteenth Workshop on Innovative Use of NLP for Building Educational Applications*, pages 52–75, Florence, Italy. Association for Computational Linguistics.
- Christopher Bryant, Mariano Felice, and Ted Briscoe. 2017. [Automatic annotation and evaluation of error types for grammatical error correction](#). In *Proceedings of the 55th Annual Meeting of the Association for Computational Linguistics (Volume 1: Long Papers)*, pages 793–805, Vancouver, Canada. Association for Computational Linguistics.
- Christopher Bryant and Hwee Tou Ng. 2015. [How far are we from fully automatic high quality grammatical error correction?](#) In *Proceedings of the 53rd Annual Meeting of the Association for Computational Linguistics and the 7th International Joint Conference on Natural Language Processing (Volume 1: Long Papers)*, pages 697–707, Beijing, China. Association for Computational Linguistics.
- Christopher Bryant, Zheng Yuan, Muhammad Reza Qorib, Hannan Cao, Hwee Tou Ng, and Ted Briscoe. 2022. Grammatical error correction: A survey of the state of the art. *arXiv preprint arXiv:2211.05166*.
- Chris Callison-Burch, Cameron Fordyce, Philipp Koehn, Christof Monz, and Josh Schroeder. 2008. [Further meta-evaluation of machine translation](#). In *Proceedings of the Third Workshop on Statistical Machine Translation*, pages 70–106, Columbus, Ohio. Association for Computational Linguistics.
- Xuxin Cheng, Qianqian Dong, Fengpeng Yue, Tom Ko, Mingxuan Wang, and Yuexian Zou. 2023a. M 3 st: Mix at three levels for speech translation. In *ICASSP 2023-2023 IEEE International Conference on Acoustics, Speech and Signal Processing (ICASSP)*, pages 1–5. IEEE.
- Xuxin Cheng, Zhihong Zhu, Hongxiang Li, Yaowei Li, and Yuexian Zou. 2023b. Ssvm: Saliency-based self-training for video-music retrieval. In *ICASSP 2023-2023 IEEE International Conference on Acoustics, Speech and Signal Processing (ICASSP)*, pages 1–5. IEEE.

- Martin Chodorow, Markus Dickinson, Ross Israel, and Joel Tetreault. 2012. [Problems in evaluating grammatical error detection systems](#). In *Proceedings of COLING 2012*, pages 611–628, Mumbai, India. The COLING 2012 Organizing Committee.
- Shamil Chollampatt and Hwee Tou Ng. 2018. [A reassessment of reference-based grammatical error correction metrics](#). In *Proceedings of the 27th International Conference on Computational Linguistics*, pages 2730–2741, Santa Fe, New Mexico, USA. Association for Computational Linguistics.
- Leshem Choshen and Omri Abend. 2018. [Automatic metric validation for grammatical error correction](#). In *Proceedings of the 56th Annual Meeting of the Association for Computational Linguistics (Volume 1: Long Papers)*, pages 1372–1382, Melbourne, Australia. Association for Computational Linguistics.
- Jacob Cohen. 1960. A coefficient of agreement for nominal scales. *Educational and psychological measurement*, 20(1):37–46.
- Daniel Dahlmeier and Hwee Tou Ng. 2012. [Better evaluation for grammatical error correction](#). In *Proceedings of the 2012 Conference of the North American Chapter of the Association for Computational Linguistics: Human Language Technologies*, pages 568–572, Montréal, Canada. Association for Computational Linguistics.
- Daniel Deutsch, Rotem Dror, and Dan Roth. 2022. On the limitations of reference-free evaluations of generated text. *arXiv preprint arXiv:2210.12563*.
- Chenhe Dong, Yinghui Li, Haifan Gong, Miaoxin Chen, Junxin Li, Ying Shen, and Min Yang. 2023. [A survey of natural language generation](#). *ACM Comput. Surv.*, 55(8):173:1–173:38.
- Mariano Felice and Ted Briscoe. 2015. [Towards a standard evaluation method for grammatical error detection and correction](#). In *Proceedings of the 2015 Conference of the North American Chapter of the Association for Computational Linguistics: Human Language Technologies*, pages 578–587, Denver, Colorado. Association for Computational Linguistics.
- Peiyuan Gong, Xuebo Liu, Heyan Huang, and Min Zhang. 2022. Revisiting grammatical error correction evaluation and beyond. *arXiv preprint arXiv:2211.01635*.
- Takumi Gotou, Ryo Nagata, Masato Mita, and Kazuaki Hanawa. 2020. [Taking the correction difficulty into account in grammatical error correction evaluation](#). In *Proceedings of the 28th International Conference on Computational Linguistics*, pages 2085–2095, Barcelona, Spain (Online). International Committee on Computational Linguistics.
- Roman Grundkiewicz, Marcin Junczys-Dowmunt, and Edward Gillian. 2015. Human evaluation of grammatical error correction systems. In *Proceedings of the 2015 Conference on Empirical Methods in Natural Language Processing*, pages 461–470.
- Masahiro Kaneko, Sho Takase, Ayana Niwa, and Naoaki Okazaki. 2022. [Interpretability for language learners using example-based grammatical error correction](#). In *Proceedings of the 60th Annual Meeting of the Association for Computational Linguistics (Volume 1: Long Papers)*, pages 7176–7187, Dublin, Ireland. Association for Computational Linguistics.
- Aomi Koyama, Tomoshige Kiyuna, Kenji Kobayashi, Mio Arai, and Mamoru Komachi. 2020. [Construction of an evaluation corpus for grammatical error correction for learners of Japanese as a second language](#). In *Proceedings of the Twelfth Language Resources and Evaluation Conference*, pages 204–211, Marseille, France. European Language Resources Association.
- Yinghui Li, Shirong Ma, Qingyu Zhou, Zhongli Li, Yangning Li, Shulin Huang, Ruiyang Liu, Chao Li, Yunbo Cao, and Haitao Zheng. 2022a. [Learning from the dictionary: Heterogeneous knowledge guided fine-tuning for chinese spell checking](#). In *Findings of the Association for Computational Linguistics: EMNLP 2022, Abu Dhabi, United Arab Emirates, December 7-11, 2022*, pages 238–249. Association for Computational Linguistics.
- Yinghui Li, Qingyu Zhou, Yangning Li, Zhongli Li, Ruiyang Liu, Rongyi Sun, Zizhen Wang, Chao Li, Yunbo Cao, and Hai-Tao Zheng. 2022b. [The past mistake is the future wisdom: Error-driven contrastive probability optimization for chinese spell checking](#). In *Findings of the Association for Computational Linguistics: ACL 2022, Dublin, Ireland, May 22-27, 2022*, pages 3202–3213. Association for Computational Linguistics.
- Xinnian Liang, Zefan Zhou, Hui Huang, Shuangzhi Wu, Tong Xiao, Muyun Yang, Zhoujun Li, and Chao Bian. 2023. Character, word, or both? revisiting the segmentation granularity for chinese pre-trained language models. *arXiv preprint arXiv:2303.10893*.
- Shirong Ma, Yinghui Li, Rongyi Sun, Qingyu Zhou, Shulin Huang, Ding Zhang, Yangning Li, Ruiyang Liu, Zhongli Li, Yunbo Cao, Haitao Zheng, and Ying Shen. 2022. [Linguistic rules-based corpus generation for native chinese grammatical error correction](#). In *Findings of the Association for Computational Linguistics: EMNLP 2022, Abu Dhabi, United Arab Emirates, December 7-11, 2022*, pages 576–589. Association for Computational Linguistics.
- Matouš Macháček and Ondřej Bojar. 2013. [Results of the WMT13 metrics shared task](#). In *Proceedings of the Eighth Workshop on Statistical Machine Translation*, pages 45–51, Sofia, Bulgaria. Association for Computational Linguistics.
- Jakub Náplava and Milan Straka. 2019. [Grammatical error correction in low-resource scenarios](#). In *Proceedings of the 5th Workshop on Noisy User-generated Text (W-NUT 2019)*, pages 346–356, Hong Kong, China. Association for Computational Linguistics.

- Jakub Náplava, Milan Straka, Jana Straková, and Alexandr Rosen. 2022. [Czech grammar error correction with a large and diverse corpus](#). *Transactions of the Association for Computational Linguistics*, 10:452–467.
- Courtney Napoles, Maria Nădejde, and Joel Tetreault. 2019. [Enabling robust grammatical error correction in new domains: Data sets, metrics, and analyses](#). *Transactions of the Association for Computational Linguistics*, 7:551–566.
- Courtney Napoles, Keisuke Sakaguchi, Matt Post, and Joel Tetreault. 2015. [Ground truth for grammatical error correction metrics](#). In *Proceedings of the 53rd Annual Meeting of the Association for Computational Linguistics and the 7th International Joint Conference on Natural Language Processing (Volume 2: Short Papers)*, pages 588–593, Beijing, China. Association for Computational Linguistics.
- Courtney Napoles, Keisuke Sakaguchi, and Joel Tetreault. 2016. [There’s no comparison: Referenceless evaluation metrics in grammatical error correction](#). In *Proceedings of the 2016 Conference on Empirical Methods in Natural Language Processing*, pages 2109–2115, Austin, Texas. Association for Computational Linguistics.
- Courtney Napoles, Keisuke Sakaguchi, and Joel Tetreault. 2017. [JFLEG: A fluency corpus and benchmark for grammatical error correction](#). In *Proceedings of the 15th Conference of the European Chapter of the Association for Computational Linguistics: Volume 2, Short Papers*, pages 229–234, Valencia, Spain. Association for Computational Linguistics.
- Hwee Tou Ng, Siew Mei Wu, Ted Briscoe, Christian Hadiwinoto, Raymond Hendy Susanto, and Christopher Bryant. 2014. [The CoNLL-2014 shared task on grammatical error correction](#). In *Proceedings of the Eighteenth Conference on Computational Natural Language Learning: Shared Task*, pages 1–14, Baltimore, Maryland. Association for Computational Linguistics.
- Kishore Papineni, Salim Roukos, Todd Ward, and Wei-Jing Zhu. 2002. [Bleu: a method for automatic evaluation of machine translation](#). In *Proceedings of the 40th annual meeting of the Association for Computational Linguistics*, pages 311–318.
- Gaoqi Rao, Erhong Yang, and Baolin Zhang. 2020. [Overview of nlptea-2020 shared task for chinese grammatical error diagnosis](#). In *Proceedings of the 6th Workshop on Natural Language Processing Techniques for Educational Applications*, pages 25–35.
- Keisuke Sakaguchi, Courtney Napoles, Matt Post, and Joel Tetreault. 2016. [Reassessing the goals of grammatical error correction: Fluency instead of grammaticality](#). *Transactions of the Association for Computational Linguistics*, 4:169–182.
- Keisuke Sakaguchi, Matt Post, and Benjamin Van Durme. 2014. [Efficient elicitation of annotations for human evaluation of machine translation](#). In *Proceedings of the Ninth Workshop on Statistical Machine Translation*, pages 1–11, Baltimore, Maryland, USA. Association for Computational Linguistics.
- Jingheng Ye, Yinghui Li, Shirong Ma, Rui Xie, Wei Wu, and Hai-Tao Zheng. 2022. [Focus is what you need for chinese grammatical error correction](#). *CoRR*, abs/2210.12692.
- Yue Zhang, Zhenghua Li, Zuyi Bao, Jiacheng Li, Bo Zhang, Chen Li, Fei Huang, and Min Zhang. 2022. [MuCGEC: a multi-reference multi-source evaluation dataset for Chinese grammatical error correction](#). In *Proceedings of the 2022 Conference of the North American Chapter of the Association for Computational Linguistics: Human Language Technologies*, pages 3118–3130, Seattle, United States. Association for Computational Linguistics.
- Yuanyuan Zhao, Nan Jiang, Weiwei Sun, and Xiaojun Wan. 2018. [Overview of the nlpsc 2018 shared task: Grammatical error correction](#). In *CCF International Conference on Natural Language Processing and Chinese Computing*, pages 439–445. Springer.

## A Appendices

### A.1 Statistics of GEC Benchmarks

Table 7 reports the statistics of popular GEC benchmarks. Mainstream benchmarks usually contain multiple references for a given source sentence to guarantee a more realistic evaluation of the model performance. We recommend readers to the survey (Bryant et al., 2022) for more details.

### A.2 Statistics of Reference Sets

Table 8 reports the statistics, in-chunk rates, and cross-chunk rates of all the reference sets used in our experiments.

### A.3 Hyperparameters

The hyperparameters of our proposed CLEME consist of the scale factors  $\alpha$  and the thresholds. We tune the hyperparameters on CoNLL-2014 and keep the hyperparameters on the other reference sets. The hyperparameters of CLEME are reported in Table 9.

### A.4 Accuracy

Conventional reference-based metrics such as  $M^2$  and ERRANT are unable to compute accuracy scores since they do not define True Negatives (TNs)<sup>7</sup>. Our approach defines TNs and implements the computation of accuracy scores. We define TNs of CLEME as hypothesis unchanged chunks which match the chunks of references. Similarly, accuracy could be computed based on dependence or independence assumption in both corpus-level and sentence-level settings, i.e., 1) **CLEME-dependent-acc**, 2) **CLEME-independent-acc**, 3) **SentCLEME-dependent-acc**, and 4) **CLEME-independent-acc**.

The results of correlations are reported in Table 10. Accuracy-based metrics perform differently at the corpus- and sentence-level, which is similar to the findings (Napoles et al., 2016, 2019). Two accuracy-based corpus-level metrics, i.e., CLEME-dependent-acc and CLEME-independent-acc, result in negative correlations. However, their sentence-level metrics, i.e., SentCLEME-dependent-acc and SentCLEME-independent-acc perform well, achieving the highest correlations on some reference sets. One notable difference between accuracy-based metrics and  $F_{0.5}$ -based met-

rics at the sentence-level is their stability or robustness on different reference sets.  $F_{0.5}$ -based metrics are more robust to different reference sets, where SentCLEME-(in)dependent achieves comparable correlations with the best metric on all the reference sets. However, the performance of accuracy-based metrics lags far behind other metrics on some reference sets. A deeper investigation into this phenomenon is needed to understand the instability of accuracy-based metrics.

### A.5 Correction Independence

We define the correction independence of a pair of chunks as that the correction of a chunk is irrelevant to the correction of the other, as shown in Table 11. Chunk 2 and Chunk 4 are correction-dependent since the correction of chunk 2 *family do* from Ref.9 must be matched with the correction of Chunk 4 *help then* from Ref.9 in this case. However, Chunk 6 is correction-independent with Chunk 2 (or 4) since the correction of Chunk 6 does not influence the correction of Chunk 2 (or 4).

### A.6 Detailed Evaluation Results

Table 12 and Table 13 report the detailed evaluation results of ERRANT and our proposed metrics on CoNLL-2014 and BN-10GEC reference sets.

### A.7 Effect of the Number of References

We report the detailed results of correlations against an increasing number of references in Figure 5.

### A.8 Effect of Scale Factors

We report the detailed results of correlations for different scale factors in Figure 6.

<sup>7</sup>An exception is I-measure (Felice and Briscoe, 2015), which adopts an extended version of the Writer-Annotation-System evaluation scheme (Chodorow et al., 2012).

Language	Corpus	Splits	# Sents	# Refs	Domains
English	CoNLL-2014 (Ng et al., 2014)	Test	1,312	2~18	Essays
	JFLEG (Napoles et al., 2017)	Dev / Test	754 / 747	4 / 4	Exams
	BEA-2019 (Bryant et al., 2019)	Train / Dev / Test	34.3k / 4,384 / 4,477	1 / 1 / 5	Exams, Essays
Chinese	NLLPCC-2018 (Zhao et al., 2018)	Train / Test	717k / 2,000	1~21 / 1~2	Web / Essays
	NLPTEA-2020 (Rao et al., 2020)	Train / Test	717k / 1,457	1 / 1	Exams
	MuCGEC (Zhang et al., 2022)	Dev / Test	1,125 / 5,938	2.3 / 2.3	Essays, Exams, Web
Czech	AKCES-GEC (Náplava and Straka, 2019)	Train / Dev / Test	42.2k / 2.5k / 2.7k	1 / 2 / 2	Essays, Exams
	GECCC (Náplava et al., 2022)	Train / Dev / Test	66.6k / 8.5k / 7.9k	1 / 1~2 / 2	Essays, Exams, Web
Japanese	TEC-JL (Koyama et al., 2020)	Test	1.9k	2	Forum

Table 7: Statistics of popular GEC benchmarks.

Item	CoNLL-2014	BN-10GEC	E-Minimal	E-Fluency	NE-Minimal	NE-Fluency
# Sents (Length)	1,312 (23.0)	1,312 (23.0)	1,312 (23.0)	1,312 (23.0)	1,312 (23.0)	1,312 (23.0)
# Refs (Length)	2,624 (22.8)	13,120 (22.9)	2,624 (23.2)	2,624 (22.8)	2,624 (23.0)	2,624 (22.2)
# Edits (Length)	5,937 (1.0)	36,677 (1.0)	4,500 (1.0)	8,373 (1.1)	4,964 (0.9)	11,033 (1.2)
# Unchanged Chunks (Length)	11,174 (4.8)	93,496 (2.5)	8,887 (6.3)	12,823 (3.8)	10,748 (5.1)	14,086 (2.9)
# Corrected/Dummy Chunks (Length)	4,994 (1.3)	26,948 (2.4)	3,963 (1.2)	6,305 (1.7)	4,221 (1.2)	6,892 (2.6)
ICC (Number)	51.05% (3,031)	90.66% (33,251)	62.47% (2,811)	52.69% (4,412)	43.84% (2,176)	43.32% (4,780)
IUC (Number)	45.61% (2,708)	7.74% (2,837)	36.6% (1,647)	42.51% (3,559)	54.3% (2,698)	48.92% (5,397)
CC (Number)	3.34% (198)	1.61% (589)	0.93% (42)	4.8% (402)	1.81% (90)	7.76% (856)

Table 8: Statistics of CoNLL-2014 (Ng et al., 2014), BN-10GEC (Bryant and Ng, 2015) and SN-8GEC (Sakaguchi et al., 2016) reference sets. We use ERRANT (Bryant et al., 2017) for edit extraction.

Configuration	CLEME-dependent(-acc)	CLEME-independent(-acc)	SentCLEME-dependent(-acc)	SentCLEME-independent(-acc)
Scale factor of TPs $\alpha_1$	2	2	10	10
Scale factor of FPs $\alpha_2$	2	2	10	10
Scale factor of FNs $\alpha_3$	2	2	-	-
Scale factor of TNs $\alpha_4$	-	-	-	-
Threshold of TPs	(0.75, 1.25)	(0.75, 1.25)	(1.00, 10.00)	(2.50, 10.00)
Threshold of FPs	(0.75, 1.25)	(0.75, 1.25)	(0.25, 10.00)	(0.25, 1.00)
Threshold of FNs	(0.75, 1.25)	(0.75, 1.25)	(1.00, 1.00)	(1.00, 1.00)
Threshold of TNs	(1.00, 1.00)	(1.00, 1.00)	(1.00, 1.00)	(1.00, 1.00)

Table 9: Hyperparameter values used in our experiments.

Metric	CoNLL-2014		BN-10GEC		E-Minimal		E-Fluency		NE-Minimal		NE-Fluency		
	EW	TS	EW	TS	EW	TS	EW	TS	EW	TS	EW	TS	
$M^2$	$\gamma$	0.623	0.672	0.547	0.610	<b>0.597</b>	<b>0.650</b>	<u>0.590</u>	0.659	0.575	0.634	0.582	0.649
	$\rho$	<u>0.687</u>	0.720	0.648	0.692	0.654	0.703	0.654	0.709	0.577	0.648	0.648	0.703
GLEU	$\gamma$	<b>0.701</b>	<b>0.750</b>	<b>0.678</b>	<b>0.761</b>	0.533	0.513	<b>0.693</b>	<b>0.771</b>	-0.044	-0.113	<b>0.674</b>	<b>0.767</b>
	$\rho$	0.467	0.555	<b>0.754</b>	<b>0.806</b>	0.577	0.511	0.710	0.757	-0.005	-0.055	<u>0.725</u>	<b>0.819</b>
ERRANT	$\gamma$	0.642	0.688	0.586	0.644	0.578	0.631	0.594	<u>0.663</u>	0.585	0.637	0.597	0.659
	$\rho$	0.659	0.698	0.637	0.698	0.742	0.786	<u>0.720</u>	<u>0.775</u>	0.747	0.797	<b>0.753</b>	<u>0.797</u>
CLEME-dependent (Ours)	$\gamma$	0.648	<u>0.691</u>	0.602	0.656	0.594	<u>0.644</u>	0.589	0.654	<u>0.595</u>	<u>0.643</u>	<u>0.612</u>	<u>0.673</u>
	$\rho$	<b>0.709</b>	<b>0.742</b>	<u>0.692</u>	<u>0.747</u>	<b>0.797</b>	<b>0.813</b>	0.714	<u>0.775</u>	<u>0.786</u>	0.835	0.720	0.791
CLEME-independent (Ours)	$\gamma$	<u>0.649</u>	<u>0.691</u>	<u>0.609</u>	<u>0.659</u>	0.593	0.643	0.587	0.653	<b>0.601</b>	<b>0.647</b>	0.611	0.672
	$\rho$	<b>0.709</b>	<u>0.731</u>	<u>0.692</u>	<u>0.747</u>	0.791	<u>0.802</u>	<b>0.731</b>	<b>0.791</b>	<b>0.797</b>	<b>0.841</b>	0.714	0.786
CLEME-dependent-acc (Ours)	$\gamma$	-0.261	-0.342	-0.288	-0.371	-0.222	-0.313	-0.216	-0.302	-0.370	-0.453	-0.430	-0.513
	$\rho$	-0.407	-0.478	-0.445	-0.516	-0.335	-0.423	-0.347	-0.437	-0.429	-0.516	-0.473	-0.555
CLEME-independent-acc (Ours)	$\gamma$	-0.175	-0.262	-0.206	-0.284	-0.195	-0.283	-0.105	-0.189	-0.335	-0.420	-0.328	-0.412
	$\rho$	-0.176	-0.264	-0.341	-0.418	-0.291	-0.379	-0.132	-0.231	-0.429	-0.516	-0.451	-0.522
Sent $M^2$	$\gamma$	0.871	0.864	0.567	0.646	0.805 <sup>*</sup>	0.836 <sup>*</sup>	0.655	0.732	0.729 <sup>*</sup>	0.785 <sup>*</sup>	0.621	0.699
	$\rho$	0.731	0.758	0.593	0.648	<u>0.806</u>	<u>0.845</u>	0.731	0.764	0.797 <sup>*</sup>	0.846 <sup>*</sup>	0.632	0.687
SentGLEU	$\gamma$	0.784	0.828	0.756	0.826	<u>0.742</u>	<u>0.773</u>	0.785	0.846	<u>0.723</u>	<u>0.762</u>	0.778	0.848
	$\rho$	0.720	0.775	0.769	0.824	0.764 <sup>*</sup>	0.797 <sup>*</sup>	0.791	0.846	0.764 <sup>*</sup>	0.830 <sup>*</sup>	0.768	<u>0.846</u>
SentERRANT	$\gamma$	0.870	0.846	<u>0.885</u>	<u>0.896</u>	0.768 <sup>*</sup>	0.803 <sup>*</sup>	0.806	0.732	0.710 <sup>*</sup>	0.765 <sup>*</sup>	0.793	0.847
	$\rho$	0.742	0.747	<u>0.786</u>	<u>0.830</u>	0.775 <sup>*</sup>	0.819 <sup>*</sup>	0.813	0.764	0.780 <sup>*</sup>	0.841 <sup>*</sup>	<b>0.830</b>	<b>0.857</b>
SentCLEME-dependent (Ours)	$\gamma$	<u>0.876</u>	0.844	<b>0.915</b>	<b>0.913</b>	0.806 <sup>*</sup>	<u>0.838</u>	<b>0.849</b>	<u>0.886</u>	<u>0.742</u>	<u>0.795</u>	<b>0.876</b>	<b>0.921</b>
	$\rho$	<u>0.824</u>	0.808	<b>0.835</b>	<b>0.874</b>	0.775 <sup>*</sup>	0.819 <sup>*</sup>	<u>0.824</u>	<u>0.863</u>	0.797 <sup>*</sup>	0.846 <sup>*</sup>	0.791	<u>0.846</u>
SentCLEME-independent (Ours)	$\gamma$	0.868	<u>0.857</u>	0.855 <sup>*</sup>	0.876 <sup>*</sup>	<b>0.821</b>	<b>0.856</b>	<u>0.841</u>	0.877	<u>0.782</u>	<b>0.831</b>	<u>0.852</u>	<u>0.896</u>
	$\rho$	0.725	0.758	0.659 <sup>*</sup>	0.714 <sup>*</sup>	0.775 <sup>*</sup>	0.819 <sup>*</sup>	0.808	0.846	0.819 <sup>*</sup>	<u>0.874</u>	0.762	0.825
SentCLEME-dependent-acc (Ours)	$\gamma$	0.828	<u>0.857</u>	0.650	0.719	<u>0.808</u>	<u>0.838</u>	0.679	0.740	<u>0.757</u>	<u>0.811</u>	0.557	0.641
	$\rho$	0.813	<u>0.841</u>	0.682	0.740	<b>0.830</b>	<b>0.852</b>	0.731	0.786	<b>0.853</b>	<b>0.894</b>	0.655	0.702
SentCLEME-independent-acc (Ours)	$\gamma$	<b>0.900</b>	<b>0.920</b>	0.604 <sup>*</sup>	0.555 <sup>*</sup>	0.693 <sup>*</sup>	0.637 <sup>*</sup>	0.840 <sup>*</sup>	<b>0.891</b>	<b>0.791</b>	0.763 <sup>*</sup>	0.756 <sup>*</sup>	0.822 <sup>*</sup>
	$\rho$	<b>0.830</b>	<b>0.849</b>	0.363 <sup>*</sup>	0.303 <sup>*</sup>	0.588 <sup>*</sup>	0.544 <sup>*</sup>	<b>0.857</b>	<b>0.890</b>	0.654 <sup>*</sup>	0.626 <sup>*</sup>	0.747 <sup>*</sup>	0.819 <sup>*</sup>

Table 10: Overview of correlations between reference-based metrics and human judgments. We highlight the **highest** score in bold and the second-highest score with underlines. <sup>\*</sup> We remove unchanged reference sentences for higher correlations due to low-quality annotations. Otherwise, negative correlations are possible.

	Chunk 1	Chunk 2	Chunk 3	Chunk 4	Chunk 5	Chunk 6	Chunk 7
Source	If		not	their family then	who else	that are	willing to do that ?
Ref. 1	If		not	their family then	who else	will be	willing to do that ?
Ref. 2	If		not	their family then	who else	would be	willing to do that ?
Ref. 3	If		not	from your family then	who else	is	willing to do that ?
Ref. 4	If		not	their family , then	who else	will be	willing to do that ?
Ref. 5	If		not	their family then	who else	will be	willing to do that ?
Ref. 6	If		not	their family	who else	would be	willing to do that ?
Ref. 7	If		not	their family then	who else	will be	willing to do that ?
Ref. 8	If		not	their family ,	who else	is	willing to do that ?
Ref. 9	If	family do	not	help then	who else	would be	willing to do that ?
Ref. 10	If		not	their family , then	who else	is	willing to do that ?

Table 11: A case of correction independence. We apply chunk partition to the source and all the references.

Metric		AMU	CAMB	CUUI	IITB	INPUT	IPN	NTHU	PKU	POST	RAC	SJTU	UFC	UMC
<b>ERRANT</b>	<b>TP</b>	483	725	607	28	0	52	409	294	508	319	104	36	311
	<b>FP</b>	795	1329	985	65	0	488	991	697	1152	794	261	14	774
	<b>FN</b>	1934	1886	1946	2064	2070	2078	1976	2007	1985	2044	2036	2069	2020
	<b>P</b>	37.79	35.30	38.13	30.11	100.0	9.63	29.21	29.67	30.60	28.66	28.49	72.00	28.66
	<b>R</b>	19.98	27.77	23.78	1.34	0.00	2.44	17.15	12.78	20.38	13.50	4.86	1.71	13.34
	<b>F<sub>0.5</sub></b>	32.08	33.48	34.02	5.68	0.00	6.06	25.61	23.46	27.81	23.40	14.44	7.81	23.31
<b>CLEME-dependent</b>	<b>TP</b>	314	482	379	17	0	33	266	195	333	203	69	24	213
	w/o LW	382	588	471	22	0	39	330	246	412	254	85	32	216
	<b>FP</b>	872	1392	1034	72	0	529	975	776	1246	782	292	19	844
	w/o LW	815	1303	964	67	0	488	905	709	1144	782	272	18	788
	<b>FN</b>	1182	987	1169	1564	1592	1445	1191	1259	1158	1278	1471	1583	1266
	w/o LW	1345	1132	1333	1751	1782	1634	1366	1426	1333	1453	1657	1772	1439
	<b>TN</b>	6312	6347	6245	6313	6308	6412	6295	6314	6449	6310	6324	6280	6377
	<b>P</b>	26.45	25.74	26.81	19.29	100.0	5.85	21.42	20.06	21.07	20.60	19.02	56.40	20.14
	<b>R</b>	20.97	32.84	24.48	1.09	0.00	2.22	18.23	13.39	22.31	13.71	4.45	1.52	14.40
	<b>F<sub>0.5</sub></b>	25.14	26.90	26.31	4.45	0.00	4.41	20.69	18.24	21.31	18.72	11.50	6.85	18.65
<b>SentCLEME-dependent</b>	<b>Acc</b>	76.34	74.16	75.04	79.46	79.84	76.55	75.18	76.18	76.83	75.97	78.38	79.74	75.74
	<b>P</b>	63.05	41.07	57.60	95.27	100.0	7.45	55.17	63.62	53.26	65.05	82.90	98.70	61.78
	<b>R</b>	48.87	59.94	51.21	32.37	31.33	36.07	49.71	44.84	50.61	44.57	36.06	32.15	44.43
	<b>F<sub>0.5</sub></b>	36.24	32.94	37.39	31.51	31.33	23.25	32.24	32.56	33.34	32.37	31.93	32.30	31.46
	<b>Acc</b>	69.92	71.42	70.66	64.93	64.60	64.70	68.74	68.34	69.69	68.92	66.07	65.10	68.13
	<b>CLEME-independent</b>	<b>TP</b>	318	488	392	17	0	33	272	196	339	204	69	24
w/o LW		388	596	487	22	0	39	338	248	420	255	85	32	262
<b>FP</b>		864	1382	1016	72	0	529	965	773	1236	781	292	19	843
w/o LW		809	1295	948	67	0	488	897	707	1136	781	272	18	787
<b>FN</b>		928	701	884	1362	1393	1246	937	1022	883	1025	1266	1372	1026
w/o LW		1029	778	984	1497	1530	1382	1045	1129	990	1135	1398	1506	1136
<b>TN</b>		6629	6701	6597	6567	6560	6664	6617	6611	6793	6628	6583	6546	6680
<b>P</b>		26.90	26.11	27.85	19.29	100.0	5.85	22.00	20.23	21.50	20.69	19.02	56.40	20.22
<b>R</b>		25.53	41.06	30.71	1.25	0.00	2.57	22.52	16.10	27.72	16.59	5.14	1.75	17.23
<b>F<sub>0.5</sub></b>		26.61	28.16	28.38	4.97	0.00	4.66	22.10	19.24	22.51	19.71	12.35	7.77	19.54
<b>SentCLEME-independent</b>	<b>Acc</b>	79.50	77.53	78.63	82.11	82.48	79.05	78.37	79.13	77.10	79.09	81.02	82.52	78.67
	<b>P</b>	65.36	45.39	60.92	95.27	100.0	67.51	57.44	65.03	56.26	66.65	83.17	98.70	63.36
	<b>R</b>	57.20	70.15	60.76	36.87	35.29	40.56	58.08	52.20	59.83	52.14	41.31	36.59	51.94
	<b>F<sub>0.5</sub></b>	42.00	39.63	43.76	35.49	35.29	25.90	38.13	37.43	39.38	37.04	36.25	36.48	36.59
	<b>Acc</b>	76.90	77.03	77.16	75.16	75.17	73.73	75.73	75.98	76.08	76.40	75.38	75.48	75.61

Table 12: A comparison of detailed evaluation results across 13 GEC systems on the CoNLL-2014 shared task. We report True Positives (TPs), False Positives (FPs), False Negatives (FNs) and True Negatives (TNs) with or without length weighting (LW).

Metric		AMU	CAMB	CUUI	IITB	INPUT	IPN	NTHU	PKU	POST	RAC	SJTU	UFC	UMC
<b>ERRANT</b>	<b>TP</b>	701	1100	867	33	0	120	568	426	805	473	150	37	468
	<b>FP</b>	577	954	725	60	0	420	832	565	855	640	215	13	617
	<b>FN</b>	1560	1682	1714	1481	1478	1564	1622	1545	1677	1590	1491	1487	1599
	<b>P</b>	54.85	53.55	54.46	35.48	100.0	22.22	40.57	42.99	48.49	42.5	41.10	74.00	43.13
	<b>R</b>	31.00	39.54	33.59	2.18	0.00	7.13	25.94	21.61	32.43	22.93	9.14	2.43	22.64
	<b>F<sub>0.5</sub></b>	47.54	50.01	48.44	8.75	0.00	15.61	36.46	35.89	44.12	36.30	24.19	10.73	36.52
<b>CLEME-dependent</b>	<b>TP</b>	436	682	508	21	0	74	333	273	495	287	97	24	324
	w/o LW	498	783	604	26	0	74	390	317	579	336	115	31	370
	<b>FP</b>	701	1093	818	70	0	477	743	645	985	664	247	18	697
	w/o LW	668	1038	785	63	0	449	803	612	937	667	237	19	659
	<b>FN</b>	844	707	847	1116	1135	1002	822	870	813	864	1047	1127	913
	w/o LW	930	782	938	1196	1217	1095	912	948	904	946	1125	1212	1005
	<b>TN</b>	10190	9822	9963	10791	10832	10646	10154	10346	9991	10258	10648	10795	10287
	<b>P</b>	38.36	38.43	38.30	23.39	100.0	13.51	28.32	29.77	33.45	30.16	28.19	56.91	31.76
	<b>R</b>	34.08	49.11	37.48	1.88	0.00	6.92	28.84	23.92	37.84	24.92	8.47	2.09	26.21
	<b>F<sub>0.5</sub></b>	37.42	40.18	38.14	7.11	0.00	11.35	28.42	28.38	34.24	28.94	19.23	9.12	30.47
	<b>Acc</b>	87.31	85.38	86.28	90.12	90.51	87.88	86.30	87.52	85.36	87.34	89.25	90.42	86.83
<b>SentCLEME-dependent</b>	<b>P</b>	70.66	53.66	65.81	95.58	100.0	68.89	59.56	68.45	62.80	69.07	84.80	98.63	68.83
	<b>R</b>	63.00	73.92	64.98	4.87	42.76	49.48	62.79	58.43	64.85	58.83	48.11	43.64	58.22
	<b>F<sub>0.5</sub></b>	49.83	47.36	50.27	42.59	42.76	32.54	41.87	44.24	47.65	43.66	43.39	43.48	44.66
	<b>Acc</b>	83.59	85.09	83.97	78.01	77.74	78.17	81.97	82.01	83.30	87.97	79.40	78.11	81.76
<b>CLEME-independent</b>	<b>TP</b>	452	714	543	21	0	79	343	277	528	302	98	24	338
	w/o LW	517	823	648	26	0	78	402	322	619	353	117	31	387
	<b>FP</b>	679	1045	766	70	0	473	829	638	938	645	244	18	677
	w/o LW	649	998	741	63	0	445	791	607	897	650	235	19	642
	<b>FN</b>	466	314	435	790	807	670	472	532	450	524	713	790	547
	w/o LW	484	326	453	806	822	696	491	546	475	541	728	805	568
	<b>TN</b>	10637	10284	10454	11181	11227	11045	10575	10750	10431	10666	11047	11202	10724
	<b>P</b>	39.98	40.60	41.51	23.39	100.0	14.32	29.27	30.26	36.02	31.86	28.71	56.91	33.32
	<b>R</b>	49.23	69.48	55.53	2.63	0.00	10.56	42.06	34.24	53.96	36.54	12.13	2.96	38.21
	<b>F<sub>0.5</sub></b>	41.54	44.28	43.71	9.07	0.00	13.37	31.16	30.98	38.58	32.70	22.54	12.25	34.20
	<b>Acc</b>	90.64	89.01	90.16	92.87	93.29	90.68	89.35	90.40	88.76	90.37	92.09	93.28	90.04
<b>SentCLEME-independent</b>	<b>P</b>	72.83	57.98	69.12	95.58	100.0	68.96	61.72	69.81	6.18	70.64	85.16	98.63	70.60
	<b>R</b>	76.92	87.02	79.84	56.57	55.26	61.97	76.56	71.94	78.83	72.28	61.39	56.80	72.05
	<b>F<sub>0.5</sub></b>	53.03	52.74	54.38	43.76	44.13	34.21	45.73	46.43	51.92	44.59	44.75	45.17	47.08
	<b>Acc</b>	90.91	90.26	90.75	90.67	90.89	89.16	89.52	90.26	89.91	90.14	90.59	90.97	90.01

Table 13: A comparison of detailed evaluation results across 13 GEC systems on BN-10GEC (Bryant and Ng, 2015). We report True Positives (TPs), False Positives (FPs), False Negatives (FNs) and True Negatives (TNs) with or without length weighting (LW).

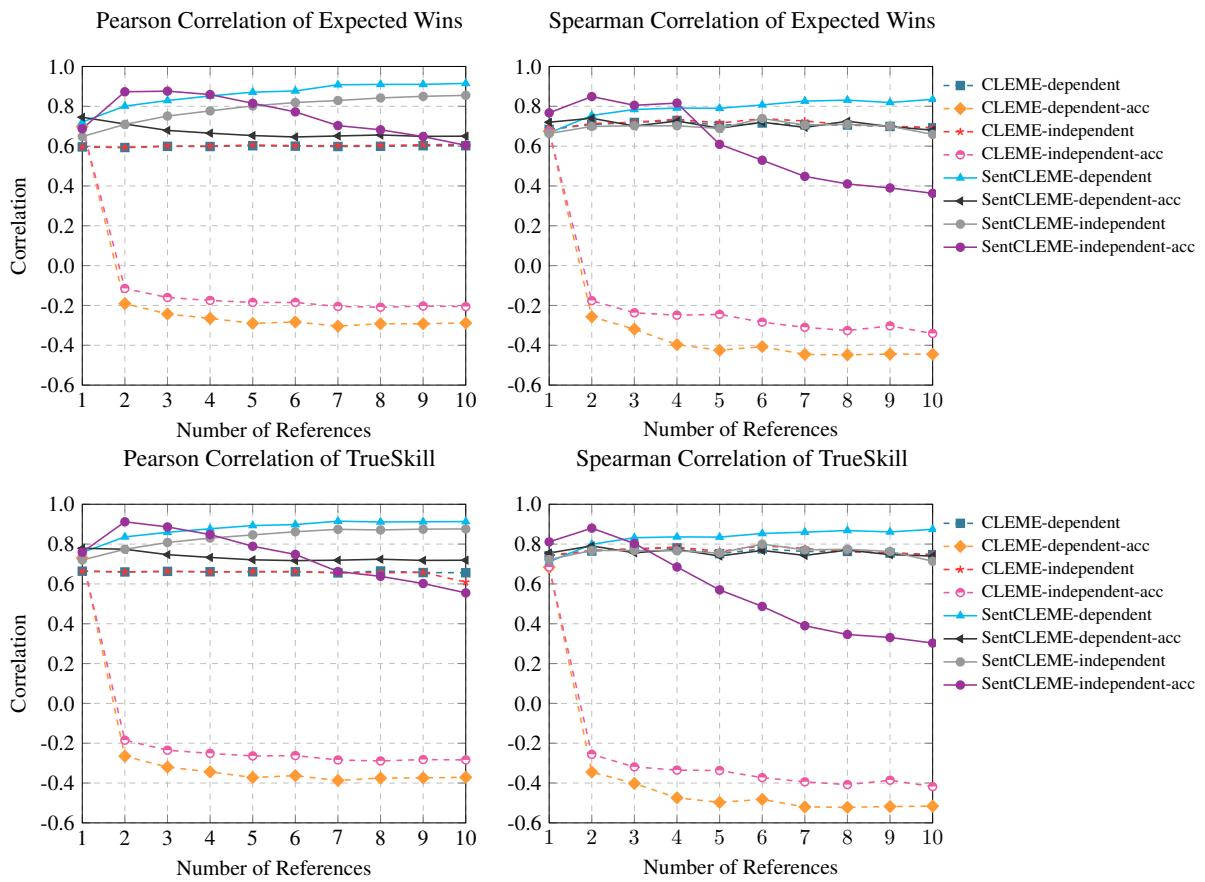


Figure 5: Effect of the number of references on BN-10GEC. We report both Pearson and Spearman correlations using Expected Wins and TrueSkill ranking methods with an increasing number of references.



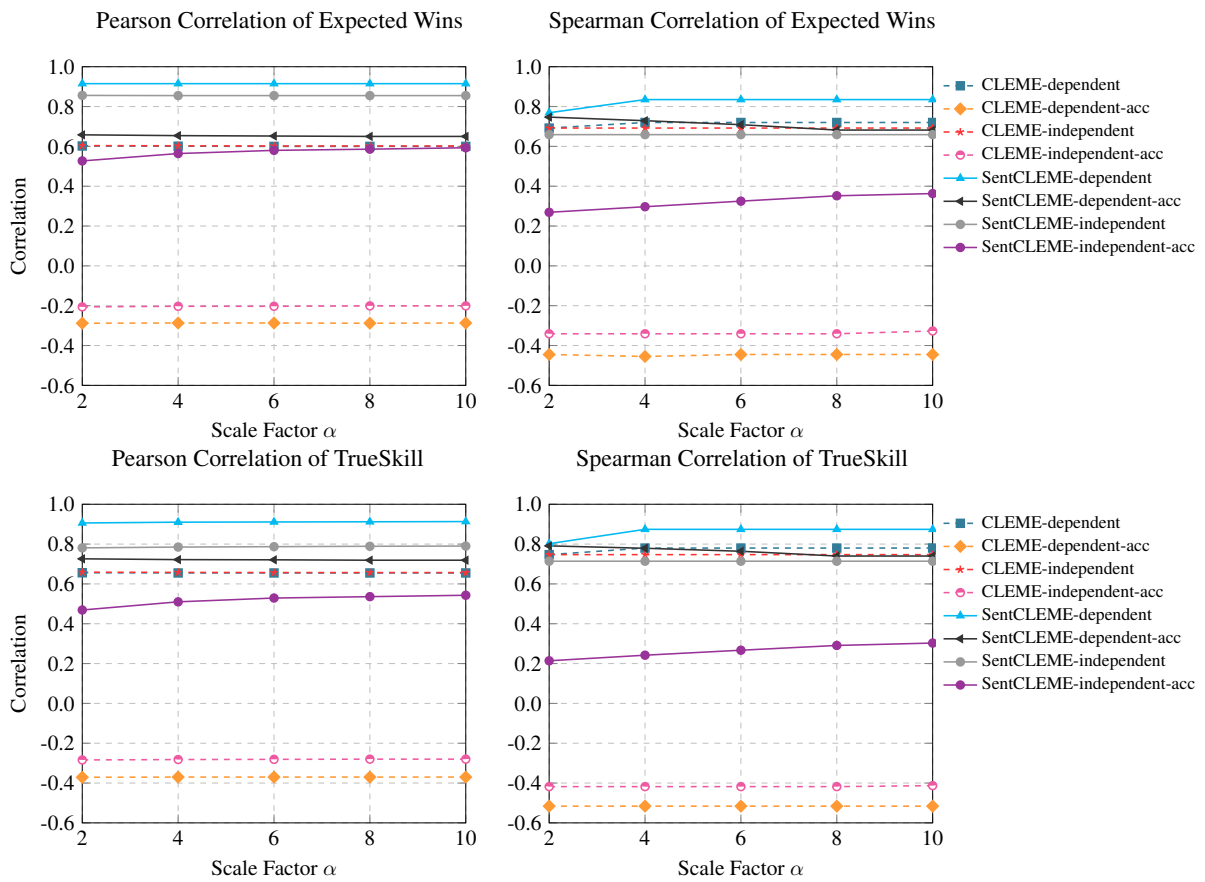


Figure 6: Effect of the scale factors on BN-10GEC. We report both Pearson and Spearman correlations using Expected Wins and TrueSkill ranking methods for different scale factors applied to TPs, FPs and FNs.