

Noise-aware Speech Separation with Contrastive Learning

Zizheng Zhang¹, Chen Chen², Xiang Liu¹, Yuchen Hu², Eng Siong Chng²

¹School of Software and Microelectronics, Peking University, China

²School of Computer Science and Engineering, Nanyang Technological University, Singapore

zzz128@stu.pku.edu.cn

Abstract

Recently, speech separation (SS) task has achieved remarkable progress driven by deep learning technique. However, it is still challenging to separate target signals from noisy mixture, as neural model is vulnerable to assign background noise to each speaker. In this paper, we propose a noise-aware SS method called NASS, which aims to improve the speech quality of separated signals in noisy conditions. Specifically, NASS views background noise as an independent speaker and predicts it with other speakers in a mask-based manner. Then we conduct patch-wise contrastive learning on feature level to minimize the mutual information between the predicted noise-speaker and other speakers, which suppresses the noise information in separated signals. The experimental results show that NASS effectively improves the noise-robustness for different mask-based separation backbones with less than 0.1M parameter increase. Furthermore, SI-SNRi results demonstrate that NASS achieves state-of-the-art performance on WHAM! dataset.

Index Terms: noisy speech separation, contrastive learning

1. Introduction

Speech separation (SS) aims to separate speech signals from the overlapping speech mixture [1], which can serve as a pre-processor for downstream speech applications [2–5]. Recently, deep learning-based methods have developed various neural networks for SS [6–9], and achieved remarkable performances on public datasets [10, 11] mixed by clean speech. However, it is still challenging to separate target speech from noisy mixture, e.g., *noisy speech separation*, since noise signal usually has a wide distribution on frequency domain to interfere with the human voice.

For noisy SS, the mainstream mask-based method [6–9] is vulnerable to assign background noise to the target speaker [12]. We also validate this phenomenon with a related experiment. One intuitive solution is utilizing the speech enhancement (SE) [13–15] technique as a pre-processor to remove noise information from the mixture in a multi-task learning manner [16, 17]. Despite the slight improvement, this method may lead to an over-suppression problem [18] — SE module would inevitably remove some helpful information when it attempts to denoise, thus resulting in a sub-optimal performance for SS.

To alleviate the influence of noise, our basic idea is to view background noise as an independent speaker, which can be simultaneously predicted along with other speakers. In addition to avoiding the over-suppression problem, the estimated noise signal can benefit the separated speech from a mutual information [19] perspective: we aim to minimize the mutual information between predicted noise and separated speech, which can prevent the noise from existing in the separated signal.

In this paper, we propose a noise-aware speech separation method called NASS, which follows a typical encoder-separator-decoder pipeline [6]. Unlike previous works, NASS learns to predict the noise signal and leverage it to improve the speech quality of each speaker. Specifically, we conduct patch-wise contrastive learning [20–22] on different representations: 1) We first sample hundreds of patches from the speaker’s representations. 2) The corresponding patches from ground-truth representations are viewed as positive examples, while 3) other patches from noise representation are all viewed as negative examples. Reshaped by a two-layer MLP, the positive and negative training examples are calculated with cosine similarities. By optimizing the cross-entropy loss, we minimize the mutual information between the representation of each speaker and noise representation, which significantly suppresses the noise information from the separated speech signals.

To evaluate the effectiveness of NASS, we conduct intensive experiments on noisy WHAM! [23] and LibriMix [11] datasets, and select three milestone works Conv-TasNet [6], DPRNN [7], and Sepformer [8] as the separator’s backbone. The experimental results show that NASS can effectively improve the noise-robustness for all these separation models with less than 0.1M parameter increase. Furthermore, NASS achieves the state-of-the-art (SOTA) performance on WHAM! in terms of SI-SNRi [24] and SDRi [25].

2. NASS Method

We now introduce our proposed NASS method, as shown in Figure 1, which consists of mask-based architecture and the patch-wise contrastive learning strategy.

2.1. Mask-based Architecture

In this work, we follow the encoder-separator-decoder pipeline, where the mask of each speaker is predicted as shown in Figure 1. Since NASS is theoretically applicable to any mask-based method, we select Sepformer as an example in this part due to its remarkable performance in SS.

2.1.1. Encoder and Decoder

The encoder takes the input noisy mixture $x_n \in \mathbb{R}^{1 \times T}$ in time domain and then generates a STFT-like [27] representation $h_{x_n} \in \mathbb{R}^{N \times L}$, where T is the signal length, N is the number of filters and L is the number of vectors:

$$h_{x_n} = \text{ReLU}(\text{Conv1d}(x_n)) \quad (1)$$

The decoder acts as an inverse operation of the encoder, which takes all predicted representations $h_k \in \mathbb{R}^{N \times L}$ and re-

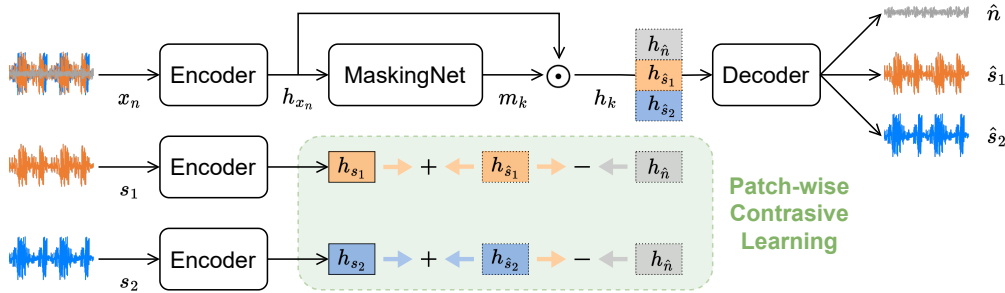


Figure 1: The overall pipeline (2-speaker version) of NASS. x_n and \hat{n} denotes the input noisy mixture and predicted noise. \hat{s}_1 and \hat{s}_2 are the separated speech signals while s_1 and s_2 are the ground-truth. h_{s_1} , h_{s_2} and $h_{\hat{n}}$ in dashed boxes are trainable predicted representations, while h_{s_1} and h_{s_2} in solid boxes are the ground-truth. “+” denotes the mutual information between separated and ground-truth speech is maximized while “-” denotes the mutual information between separated speech and noise is minimized. Utterance-level permutation-invariant training (uPIT) [26] is employed to determine the order of speakers for corresponding comparisons.

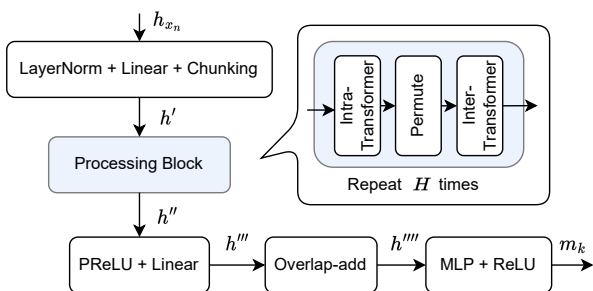


Figure 2: The structure of masking network in Sepformer. h_{x_n} is the encoded representation of noisy input and m_k is the generated trainable mask. “Processing Block” is the main component, where Sepformer uses the dual path (intra-Transformer and inter-Transformer) [8] for long sequence modeling.

constructs the separated signals $\hat{y}_k \in \mathbb{R}^{1 \times T}$ in time domain:

$$\hat{y}_k = \text{Conv1dTranspose}(h_k) \quad (2)$$

In our work, additionally, the ground-truth speech signal $s_t \in \mathbb{R}^{1 \times T}$ is encoded as $h_{s_t} \in \mathbb{R}^{N \times L}$, which is used together with h_k in the subsequent contrastive learning, where $t \in \{1, 2, \dots, C\}$ and C is the number of human speakers.

2.1.2. Masking Network and Noise-speaker

The masking network takes h_{x_n} and learns a mask $m_k \in \mathbb{R}^{N \times L}$ for each of G sources, then yielding h_k :

$$m_k = \text{MaskingNet}(h_{x_n}) \quad (3)$$

$$h_k = m_k \cdot h_{x_n} \quad (4)$$

As shown in Figure 2. First h_{x_n} is processed by layer normalization [28] and a linear layer, then chunked on the time axis with 50% overlap, resulting in an output $h' \in \mathbb{R}^{N \times K \times S}$, where K is the chunk size and S is the number of chunks. Next h' is sent into the processing block, which learns the local and global information by permuting. Then the output of processing block $h'' \in \mathbb{R}^{N \times K \times S}$ is processed by a PReLU [29] activation and a linear layer, denoted as $h''' \in \mathbb{R}^{(N \times G) \times K \times S}$. The overlap-add operation, acting as the inverse of chunking, is employed to obtain $h'''' \in \mathbb{R}^{(N \times G) \times L}$ from h''' . Finally h'''' goes through a two-layer MLP and a ReLU [30] activation, then generating all m_k at once.

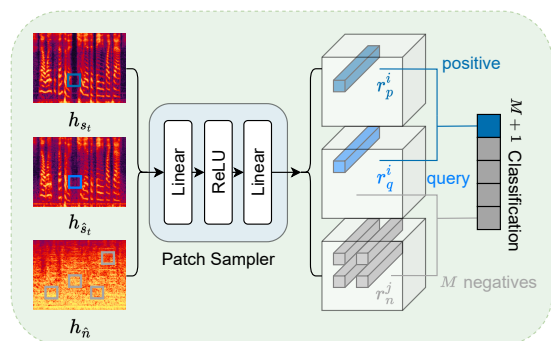


Figure 3: The diagram of patch-wise contrastive learning. The query example r_q^i , positive example r_p^i and negative examples r_n^j are sampled from the predicted speech representation $h_{\hat{s}_t}$, ground-truth speech representation h_{s_t} and predicted noise representation $h_{\hat{n}}$, respectively. The classification is based on the results of their cosine similarity.

As mentioned before, we count noise as an additional speaker, which can make use of the noise information within the existing framework. The noise-speaker has its own supervision and prediction like human speaker. From Equation 2, 3 and 4, we have the predicted noise signal $\hat{n} \in \mathbb{R}^{1 \times T}$, the noise mask $m_n \in \mathbb{R}^{N \times L}$ and the predicted noise representation $h_{\hat{n}} \in \mathbb{R}^{N \times L}$, respectively. Thus far we have $m_k \in \{m_1, m_2, \dots, m_C, m_n\}$, $h_k \in \{h_{s_1}, h_{s_2}, \dots, h_{s_C}, h_{\hat{n}}\}$, etc., for a total of $C + 1$ sources.

2.2. Patch-wise Contrastive Learning

Based on the noise-speaker, we can further denoise the separated speech utilizing predicted noise. As shown in Figure 1, patch-wise contrastive learning is conducted on h_{s_t} and h_k , where details can be found in Figure 3.

2.2.1. Patch Sampler

We performed 256 comparisons in the contrastive learning. In each comparison, we first randomly sample a small patch on the predicted speech representation $h_{\hat{s}_t}$, which serves as a query example r_q^i . Then the patch of corresponding position on its ground-truth representation h_{s_t} is sampled, which serves as a positive example r_p^i . Finally other M patches randomly sampled on predicted noise representation $h_{\hat{n}}$ serve as negative ex-

amples r_n^j . The whole process is implemented by patch sampler, which learns to project query, positive and negative patches into examples in a shared 3-D embedding unit space, which prevents the space from collapsing or expanding:

$$r_p^i, r_q^i, r_n^j = \text{PatchSampler}(h_{s_t}, h_{s_t}, h_{\hat{n}}) \quad (5)$$

where $r_q^i, r_p^i, r_n^j \in \mathbb{R}^{P \times P \times Q}$ and $i, j \in \{1, 2, \dots, M\}$. P denotes the patch size and Q denotes the features of MLP in patch sampler. In this work, M , P and Q is set to 256, 1 and 256, respectively.

2.2.2. Contrastive Loss

From the perspective of mutual information, query examples should be similar to corresponding positive examples but dissimilar to all negative examples, which provides an $M + 1$ classification problem. By calculating their cosine similarities and optimizing the cross-entropy loss, the mutual information between predicted speech and noise would be minimized, thus suppressing the noise from separated speech. The contrastive loss is conducted from each of C human speakers, which can be formulated as:

$$\mathcal{L}_{PCL} = \frac{1}{C} \sum_{t=1}^C \sum_{i=1}^M -\ln \left[\frac{e^{r_q^i \cdot r_p^i / \tau}}{e^{r_q^i \cdot r_p^i / \tau} + \sum_{j=1}^M e^{r_q^i \cdot r_n^j / \tau}} \right] \quad (6)$$

where τ denotes the temperature parameter [31], and is set to 0.07 in this work.

2.3. Training Objective

The main separation loss \mathcal{L}_{si-snr} is to maximize SI-SNR between separated signals \hat{y}_k and ground-truth signals y_k for G sources:

$$\mathcal{L}_{si-snr} = \frac{1}{G} \sum_{k=1}^G -10 \log_{10} \left(\frac{\|\frac{\hat{y}_k^T y_k}{\|y_k\|^2} y_k\|^2}{\|\frac{\hat{y}_k^T y_k}{\|y_k\|^2} y_k - \hat{y}_k\|^2} \right) \quad (7)$$

Thus far, the total loss of proposed NASS method is formulated as:

$$\mathcal{L}_{Total} = \mathcal{L}_{si-snr} + \lambda \mathcal{L}_{PCL} \quad (8)$$

where λ is the parameter to balance SS loss \mathcal{L}_{si-snr} and contrastive loss \mathcal{L}_{PCL} , which is set to 2 or 3 in this work.

The model is trained with uPIT. It is worthy noting that \mathcal{L}_{PCL} utilizes the permutation result of \mathcal{L}_{si-snr} , which reduces double-counting and ensures the correct comparisons.

3. Experiments

3.1. Datasets

We evaluate NASS and existing methods on two common noisy datasets: WHAM! and LibriMix. **WHAM!** is a noisy version of WSJ0-2Mix [10], which is added noise samples recorded in coffee shops, restaurants and bars. SNR between the loudest speaker and noise varies from -6 to +3 dB. WHAM! follows the same structure as WSJ0-2Mix, which has 119 speakers and 43 hours of speech (30h, 8h, 5h for training, validation, test, respectively). **LibriMix** contains Libri2Mix and Libri3Mix for noisy multi-speaker SS tasks. In our chosen version of LibriMix, the clean mixture is selected from LibriSpeech train-100 [32] and mixed between -25 and -33 dB of LUFS [33]. Noise samples from WHAM! are added to the mixture between

Table 1: The ablation study of noise-speaker on LibriMix. “NS” denotes the setting option of noise-speaker. “*” denotes the baseline results is self-reproduced.

Method	Spk	NS	SI-SNRi (dB)	SDRi (dB)	Params (M)
ConvTasNet*	2	×	8.8	9.4	6.8
		✓	9.2	9.8	6.8
	3	×	6.2	6.7	6.9
		✓	7.3	7.9	7.0
Sepformer*	2	×	12.9	13.5	25.9
		✓	13.3	13.8	25.9
	3	×	10.0	10.5	26.0
		✓	10.4	11.0	26.1

Table 2: The ablation study of patch-wise contrastive learning on Libri2Mix with Sepformer. “S→N” denotes $\mathcal{L}_{PCL}^{S \rightarrow N}$ while “N→S” denotes $\mathcal{L}_{PCL}^{N \rightarrow S}$. “λ” indicates the balancing parameter. “M” indicates the number of negative patches in each comparison.

S→N	N→S	λ	M	SI-SNRi (dB)	SDRi (dB)	Params (M)
×	×	-	-	13.3	13.8	25.9
✓	✓	1	256	13.4	14.0	25.9
×	✓	1	256	13.5	14.0	25.9
✓	×	1	256	13.5	14.1	25.9
✓	×	1	1	13.4	14.0	25.9
✓	×	2	256	13.6	14.1	25.9
✓	×	2	512	13.5	14.1	25.9
✓	×	3	256	13.4	14.0	25.9

-38 and -30 dB of LUFS. With 331 speakers, Libri2Mix has 80 hours of speech (58h, 11h, 11h for training, validation, test, respectively) and Libri3Mix has 62 hours (40h, 11h, 11h for training, validation, test, respectively).

3.2. Experimental Setup

To ensure reproducibility, we conduct the experiments on SpeechBrain [34], an open-source AI toolkit for SS tasks. The network configurations of existing methods are the same as WSJ0-Mix recipes on SpeechBrain, which follows the prior works where more details can be found.

We train 200 epochs for all methods on NVIDIA V100 GPUs, using Adam optimizer [35] with initial learning rate of 1.5×10^{-4} and automatic mixed precision [36]. After training 85 epochs (5 epochs for Conv-TasNet), the learning rate is halved if with no improvement of validation for 3 epochs. Speed perturbation [37] is applied for data augmentation. There’s no dynamic mixing [38] in our experiments. The batch size and number of workers are set to 1 and 4. The training signal length is 4 seconds long and loss threshold is set to -30. Gradient clipping is applied to limit the L_2 norm of gradients to 5. All the hyperparameters are adjusted on the validation set.

3.3. Metrics and Baselines

We use the results of SI-SNRi and SDRi in the test set to evaluate all experiments, which measure the degree of improvement in clarity and fidelity of these separated audios. For all metrics, higher score indicates better performance.

To assess the effectiveness of proposed NASS method, we set three baselines from mask-based methods for comparisons:

- ConvTasNet [6]: A fully-convolutional network without dual path but good performance in clean SS tasks.
- DPRNN [7]: An RNN-based dual-path model with relatively

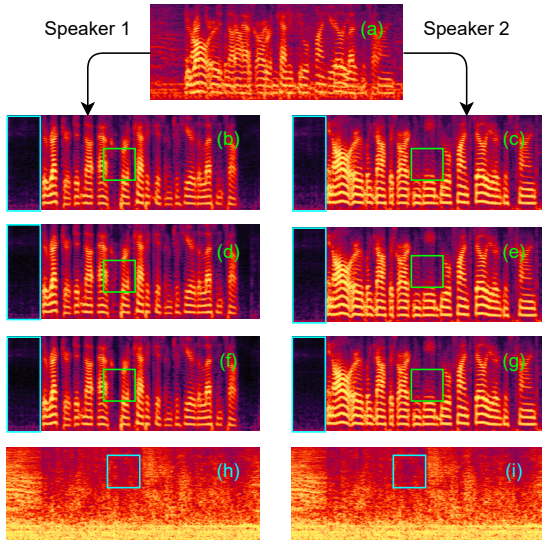


Figure 4: The comparison results of spectrum on Libri2mix with Sepformer. Subplot (a) denotes the mixture; (b), (d), (f) denotes the separated result of speaker 1 in Sepformer baseline, noise-speaker, patch-wise contrastive learning, respectively; (c), (e), (g) denotes the same as (b), (d), (f) in speaker 2, respectively; (h), (i) denotes the result of predicted noise in noise-speaker, patch-wise contrastive learning, respectively.

large receptive field for long sequence modeling.

- Sepformer [8]: A Transformer-based dual-path network with relatively large size but excellent performance, allowing parallel computations.

4. Results

4.1. Effect of Noise-speaker

The effect of noise-speaker is shown in Table 1. Note that all the following test results of SI-SNR include human speakers only. Compared to the baselines, benefit from noise supervision, the two models with noise-speaker perform better in the separation of either 2 or 3 speakers, especially in the case of 3 speakers, and within 0.1M additional parameters.

4.2. Effect of Patch-wise Contrastive Learning

Based on noise-speaker, we study the effect of patch-wise contrastive learning in Table 2. As mentioned in Equation 6, the query example r_q^i and negative examples r_n^j come from speech and noise, respectively, denoting the loss as $\mathcal{L}_{PCL}^{S \rightarrow N}$. However, the query example can be sampled from noise representation and compared to the negative examples on speech representations, denoting the loss as $\mathcal{L}_{PCL}^{N \rightarrow S}$. The results show that both the choices work but conflict to each other in a degree, and the best is with $\mathcal{L}_{PCL}^{S \rightarrow N}$ only. We also conduct the ablation study from the balancing parameter λ and the number of negative patches M in each comparison. The results show that the best settings are as described previously.

4.3. Benchmark against Competitive Methods

Table 3 and Table 4 show the comparison results on noisy LibriMix and WHAM!, respectively. Not only self-reproduced but other-reported results indicate NASS can effectively improve the noise-robustness of prior works in LibriMix and WHAM!

Table 3: The competitive results of proposed NASS method on LibriMix. “*” denotes the baseline results is self-reproduced.

Method	Spk	SI-SNRi (dB)	SDRi (dB)	Params (M)
ConvTasNet*	2	8.8	9.4	6.8
	3	6.2	6.7	6.9
DPRNN*	2	12.8	13.4	14.8
	3	11.1	11.6	14.9
Sepformer*	2	12.9	13.5	25.9
	3	10.0	10.5	26.0
ConvTasNet (NASS)	2	9.6	10.2	6.8
	3	7.9	8.5	7.0
DPRNN (NASS)	2	13.1	13.6	14.9
	3	11.5	12.0	15.0
Sepformer (NASS)	2	13.6	14.1	25.9
	3	10.9	11.4	26.1

Table 4: The competitive results of proposed NASS method on WHAM!. The baseline results are reported in the original paper [9], where all can be found.

Method	SI-SNRi (dB)	SDRi (dB)	Params (M)
DPRNN	13.7	14.1	2.7
Sepformer	14.4	15.0	26.0
TDANet	15.2	15.4	2.3
DPRNN (NASS)	15.6	15.9	14.9
Sepformer (NASS)	15.9	16.2	25.9

datasets. It’s worth pointing out that NASS can make the previous DPRNN and Sepformer surpass the current SOTA model TDANet in WHAM!, within 0.1M additional parameters.

In addition, to further illustrate the effectiveness of NASS, Figure 4 visualizes the comparison results of spectrum for 2-speaker SS. We can see some spectrum of noise in (b), (c) from the Sepformer baseline. While from (d), (e) with noise-speaker, and (f), (g) with additional patch-wise contrastive learning, we can see the spectrum of noise gradually fades away in a degree, thus separating the two sources better. Besides, NASS yields the prediction of noise, which can be used in other speech tasks. In (h), (i), we can also see an improvement from the patch-wise contrastive learning to noise-speaker.

5. Conclusions

In this paper, we propose NASS method to improve the noise-robustness of previous SS works. Specifically, noise-speaker is set up to make use of the noise supervision, and the prediction of noise can be used by other speech tasks. Patch-wise contrastive learning is conducted on predicted speech and noise representations, which minimize the mutual information between them, thus separating to each other in detail. Experimental results show that NASS can significantly suppress the noise from separated speech, with less than 0.1M additional parameters and achieves the current SOTA on WHAM! dataset.

6. References

- [1] A. W. Bronkhorst, "The cocktail-party problem revisited: early processing and selection of multi-talker speech," *Attention, Perception, & Psychophysics*, vol. 77, no. 5, pp. 1465–1487, 2015.
- [2] E. C. Cherry, "Some experiments on the recognition of speech, with one and with two ears," *The Journal of the acoustical society of America*, vol. 25, no. 5, pp. 975–979, 1953.
- [3] S. Haykin and Z. Chen, "The cocktail party problem," *Neural computation*, vol. 17, no. 9, pp. 1875–1902, 2005.
- [4] C. Chen, Y. Hu, N. Hou, X. Qi, H. Zou, and E. S. Chng, "Self-critical sequence training for automatic speech recognition," in *ICASSP 2022-2022 IEEE International Conference on Acoustics, Speech and Signal Processing (ICASSP)*. IEEE, 2022, pp. 3688–3692.
- [5] C. Chen, Y. Hu, Q. Zhang, H. Zou, B. Zhu, and E. S. Chng, "Leveraging modality-specific representations for audio-visual speech recognition via reinforcement learning," *arXiv preprint arXiv:2212.05301*, 2022.
- [6] Y. Luo and N. Mesgarani, "Conv-tasnet: Surpassing ideal time-frequency magnitude masking for speech separation," *IEEE/ACM transactions on audio, speech, and language processing*, vol. 27, no. 8, pp. 1256–1266, 2019.
- [7] Y. Luo, Z. Chen, and T. Yoshioka, "Dual-path rnn: efficient long sequence modeling for time-domain single-channel speech separation," in *ICASSP 2020-2020 IEEE International Conference on Acoustics, Speech and Signal Processing (ICASSP)*. IEEE, 2020, pp. 46–50.
- [8] C. Subakan, M. Ravanelli, S. Cornell, M. Bronzi, and J. Zhong, "Attention is all you need in speech separation," in *ICASSP 2021-2021 IEEE International Conference on Acoustics, Speech and Signal Processing (ICASSP)*. IEEE, 2021, pp. 21–25.
- [9] K. Li, R. Yang, and X. Hu, "An efficient encoder-decoder architecture with top-down attention for speech separation," *arXiv preprint arXiv:2209.15200*, 2022.
- [10] J. R. Hershey, Z. Chen, J. Le Roux, and S. Watanabe, "Deep clustering: Discriminative embeddings for segmentation and separation," in *2016 IEEE international conference on acoustics, speech and signal processing (ICASSP)*. IEEE, 2016, pp. 31–35.
- [11] J. Cosentino, M. Pariente, S. Cornell, A. Deleforge, and E. Vincent, "Librimix: An open-source dataset for generalizable speech separation," *arXiv preprint arXiv:2005.11262*, 2020.
- [12] J. Chen, Y. Wang, and D. Wang, "Noise perturbation for supervised speech separation," *Speech communication*, vol. 78, pp. 1–10, 2016.
- [13] Z.-Q. Wang, P. Wang, and D. Wang, "Complex spectral mapping for single-and multi-channel speech enhancement and robust asr," *IEEE/ACM transactions on audio, speech, and language processing*, vol. 28, pp. 1778–1787, 2020.
- [14] C. Chen, N. Hou, D. Ma, and E. S. Chng, "Time domain speech enhancement with attentive multi-scale approach," in *2021 Asia-Pacific Signal and Information Processing Association Annual Summit and Conference (APSIPA ASC)*. IEEE, 2021, pp. 679–683.
- [15] C. Chen, Y. Hu, W. Weng, and E. S. Chng, "Metric-oriented speech enhancement using diffusion probabilistic model," in *ICASSP 2023-2023 IEEE International Conference on Acoustics, Speech and Signal Processing (ICASSP)*. IEEE, 2023, pp. 1–5.
- [16] D. Ma, N. Hou, H. Xu, E. S. Chng *et al.*, "Multitask-based joint learning approach to robust asr for radio communication speech," in *2021 Asia-Pacific Signal and Information Processing Association Annual Summit and Conference (APSIPA ASC)*. IEEE, 2021, pp. 497–502.
- [17] Y. Hu, C. Chen, H. Zou, X. Zhong, and E. S. Chng, "Unifying speech enhancement and separation with gradient modulation for end-to-end noise-robust speech separation," *arXiv preprint arXiv:2302.11131*, 2023.
- [18] Y. Hu, N. Hou, C. Chen, and E. S. Chng, "Interactive feature fusion for end-to-end noise-robust speech recognition," in *ICASSP 2022-2022 IEEE International Conference on Acoustics, Speech and Signal Processing (ICASSP)*. IEEE, 2022, pp. 6292–6296.
- [19] M. I. Belghazi, A. Baratin, S. Rajeshwar, S. Ozair, Y. Bengio, A. Courville, and D. Hjelm, "Mutual information neural estimation," in *International conference on machine learning*. PMLR, 2018, pp. 531–540.
- [20] T. Park, A. A. Efros, R. Zhang, and J.-Y. Zhu, "Contrastive learning for unpaired image-to-image translation," in *Computer Vision—ECCV 2020: 16th European Conference, Glasgow, UK, August 23–28, 2020, Proceedings, Part IX 16*. Springer, 2020, pp. 319–345.
- [21] C. Chen, N. Hou, Y. Hu, S. Shirol, and E. S. Chng, "Noise-robust speech recognition with 10 minutes unparallelled in-domain data," in *ICASSP 2022-2022 IEEE International Conference on Acoustics, Speech and Signal Processing (ICASSP)*. IEEE, 2022, pp. 4298–4302.
- [22] C. Chen, N. Hou, Y. Hu, H. Zou, X. Qi, and E. S. Chng, "Interactive audio-text representation for automated audio captioning with contrastive learning," *arXiv preprint arXiv:2203.15526*, 2022.
- [23] G. Wichern, J. Antognini, M. Flynn, L. R. Zhu, E. McQuinn, D. Crow, E. Manilow, and J. L. Roux, "Wham!: Extending speech separation to noisy environments," *arXiv preprint arXiv:1907.01160*, 2019.
- [24] J. Le Roux, S. Wisdom, H. Erdogan, and J. R. Hershey, "Sdr-half-baked or well done?" in *ICASSP 2019-2019 IEEE International Conference on Acoustics, Speech and Signal Processing (ICASSP)*. IEEE, 2019, pp. 626–630.
- [25] E. Vincent, R. Gribonval, and C. Févotte, "Performance measurement in blind audio source separation," *IEEE transactions on audio, speech, and language processing*, vol. 14, no. 4, pp. 1462–1469, 2006.
- [26] M. Kolbæk, D. Yu, Z.-H. Tan, and J. Jensen, "Multitalker speech separation with utterance-level permutation invariant training of deep recurrent neural networks," *IEEE/ACM Transactions on Audio, Speech, and Language Processing*, vol. 25, no. 10, pp. 1901–1913, 2017.
- [27] D. Wang and J. Chen, "Supervised speech separation based on deep learning: An overview," *IEEE/ACM Transactions on Audio, Speech, and Language Processing*, vol. 26, no. 10, pp. 1702–1726, 2018.
- [28] J. L. Ba, J. R. Kiros, and G. E. Hinton, "Layer normalization," *arXiv preprint arXiv:1607.06450*, 2016.
- [29] K. He, X. Zhang, S. Ren, and J. Sun, "Delving deep into rectifiers: Surpassing human-level performance on imagenet classification," in *Proceedings of the IEEE international conference on computer vision*, 2015, pp. 1026–1034.
- [30] X. Glorot, A. Bordes, and Y. Bengio, "Deep sparse rectifier neural networks," in *Proceedings of the fourteenth international conference on artificial intelligence and statistics*. JMLR Workshop and Conference Proceedings, 2011, pp. 315–323.
- [31] Z. Wu, Y. Xiong, S. X. Yu, and D. Lin, "Unsupervised feature learning via non-parametric instance discrimination," in *Proceedings of the IEEE conference on computer vision and pattern recognition*, 2018, pp. 3733–3742.
- [32] V. Panayotov, G. Chen, D. Povey, and S. Khudanpur, "Librispeech: an asr corpus based on public domain audio books," in *2015 IEEE international conference on acoustics, speech and signal processing (ICASSP)*. IEEE, 2015, pp. 5206–5210.
- [33] B. Series, "Algorithms to measure audio programme loudness and true-peak audio level," 2011.
- [34] M. Ravanelli, T. Parcollet, P. Plantinga, A. Rouhe, S. Cornell, L. Lugosch, C. Subakan, N. Dawalatabad, A. Heba, J. Zhong *et al.*, "Speechbrain: A general-purpose speech toolkit," *arXiv preprint arXiv:2106.04624*, 2021.

- [35] D. P. Kingma and J. Ba, "Adam: A method for stochastic optimization," *arXiv preprint arXiv:1412.6980*, 2014.
- [36] P. Micikevicius, S. Narang, J. Alben, G. Diamos, E. Elsen, D. Garcia, B. Ginsburg, M. Houston, O. Kuchaiev, G. Venkatesh *et al.*, "Mixed precision training," *arXiv preprint arXiv:1710.03740*, 2017.
- [37] T. Ko, V. Peddinti, D. Povey, and S. Khudanpur, "Audio augmentation for speech recognition," in *Sixteenth annual conference of the international speech communication association*, 2015.
- [38] N. Zeghidour and D. Grangier, "Wavesplit: End-to-end speech separation by speaker clustering," *IEEE/ACM Transactions on Audio, Speech, and Language Processing*, vol. 29, pp. 2840–2849, 2021.