

Evaluating Object Hallucination in Large Vision-Language Models

Yifan Li^{1,3,*}, Yifan Du^{1,3,*}, Kun Zhou^{2,*}, Jinpeng Wang⁴,
Wayne Xin Zhao^{2,3†} and Ji-Rong Wen^{1, 2,3}

¹Gaoling School of Artificial Intelligence, Renmin University of China

²School of Information, Renmin University of China.

³Beijing Key Laboratory of Big Data Management and Analysis Methods

⁴Meituan Group

{liyifan0925, yifandu1999, batmanfly}@gmail.com,

francis_kun_zhou@163.com, wangjinpeng04@meituan.com, jrwen@ruc.edu.cn

Abstract

Inspired by the superior language abilities of large language models (LLM), large vision-language models (LVLM) have been recently explored by integrating powerful LLMs for improving the performance on complex multimodal tasks. Despite the promising progress on LVLMs, we find that LVLMs suffer from the hallucination problem, *i.e.*, they tend to generate objects that are inconsistent with the target images in the descriptions. To investigate it, this work presents the first systematic study on object hallucination of LVLMs. We conduct the evaluation experiments on several representative LVLMs, and show that they mostly suffer from severe object hallucination issue. We further discuss that the visual instructions may influence the hallucination, and find that: objects that frequently occur in the visual instructions or co-occur with the image objects, are obviously prone to be hallucinated by LVLMs. Besides, we find that existing evaluation methods might be affected by the input instructions and generation styles of LVLMs. Thus, we further design an improved evaluation method for object hallucination by proposing a polling-based query method called *POPE*. Experiment results demonstrate that our POPE can evaluate the object hallucination in a more stable and flexible way. Our codes and data are publicly available at <https://github.com/RUCAIBox/POPE>.

1 Introduction

Large language models (LLMs) (Zhao et al., 2023) have shown remarkable abilities to solve various complex tasks by following human instructions in a zero-shot manner (Brown et al., 2020). The success of LLMs drives the researchers to devise more powerful multimodal models by leveraging the superior capacity of LLMs, so as to enhance the understanding of visual or audio-visual semantics (Li et al.,

2023; Chen et al., 2023). As an exemplified work, GPT-4 (OpenAI, 2023) has exhibited the exciting performance of LLMs on multimodal tasks and scenarios.

Following this line of research, a surge of studies (Zhu et al., 2023; Liu et al., 2023) have been proposed to enhance the vision-language pre-trained model (VLPM) (Du et al., 2022; Gan et al., 2022) by incorporating powerful LLMs (Touvron et al., 2023; Chiang et al., 2023), which are called *large vision-language model (LVLM)*. Typically, existing work reuses the visual encoder in VLPMs to handle image data, while replacing the original language encoder by LLMs. Subsequently, these two encoders are aligned via multimodal pre-training (Alayrac et al., 2022; Li et al., 2021, 2022b). In order to further enhance the performance on multimodal tasks, visual instruction tuning (Zhu et al., 2023; Liu et al., 2023) is also applied to elicit the multimodal instruction following abilities of LVLMs. In this way, LVLMs can perceive the image data via the visual encoder, understand and fulfill complex tasks according to human instructions via the LLM-based language encoder, demonstrating strong capacities in solving various multimodal tasks, *e.g.*, image captioning (Agrawal et al., 2019; Lin et al., 2014) and visual question answering (Goyal et al., 2017; Schwenk et al., 2022).

Despite the success of LVLMs, previous work has revealed that both LLMs and VLPMs suffer from hallucination. Especially, LLMs tend to hallucinate unintended text (Huang et al., 2021; Bang et al., 2023), and VLPMs might generate nonexistent objects in a target image (Rohrbach et al., 2018; Biten et al., 2022) (termed as *object hallucination*). It is generally believed that the hallucination would degrade the model performance and greatly harm the user experiences in real-world applications (MacLeod et al., 2017; Ji et al., 2022). Since LVLM is an integration between LLMs and VLPMs, it is natural to ask the question: *does*

*Equal contribution.

†Corresponding author.

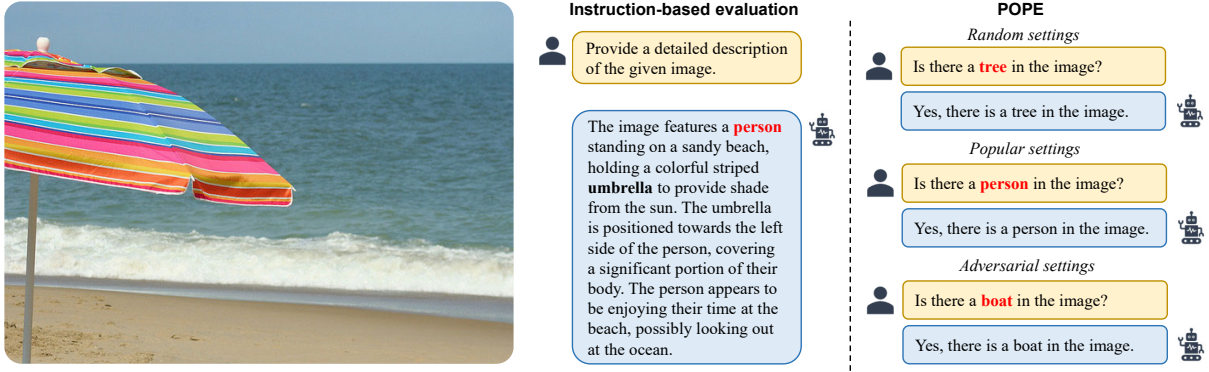


Figure 1: Cases of object hallucination in LVLMs. **Bold** objects are ground-truth objects in the annotations and **red** objects are hallucinated objects by LVLMs. The left case happens in the traditional instruction-based evaluation method, and the right cases happen in three variants of POPE.

hallucination still exist in LVLMs? If it did exist, which component essentially attributes to this phenomenon, the LLM or the rest components in LVLm (e.g., the visual instructions)? Although several work has discussed the hallucination problems for LLMs and VLPs respectively, there still lacks a comprehensive study of this issue on LVLMs.

To fill this gap, in this paper, we systematically evaluate the hallucination problems in existing LVLMs. Since objects are the core elements that contribute to the visual semantics of an image, we study the *object hallucination* problem, which refers that the generated descriptions (e.g., captions) for a given image containing objects that are inconsistent with the image (Rohrbach et al., 2018; Biten et al., 2022; Ji et al., 2022). To conduct our study, we first use the CHAIR (*Caption Hallucination Assessment with Image Relevance*) metric (Rohrbach et al., 2018), and examine the hallucination degree of several representative LVLMs on the MSCOCO dataset. Our preliminary experiments (Table 2) show that most of LVLMs severely suffer from object hallucination, and are even more prone to hallucinate than small multimodal models. To investigate the reasons for this issue, we further analyze several potential factors for object hallucination. We find that the objects that frequently occur in the visual instruction dataset or co-occur with objects in the image, are obviously prone to be hallucinated by LVLMs (see Figure 2 and Table 3).

Besides, based on our experiments, we find that the existing object hallucination evaluation method may not be best suited for LVLMs. It is sensitive to the design of input instructions, and also relies on exact matching to examine whether the mentioned objects are hallucinated. Considering these

evaluation issues, we further propose a *Polling-based Object Probing Evaluation (POPE)* method for improving the object hallucination evaluation of LVLMs. The basic idea is to convert the evaluation of hallucination into a set of binary classification tasks by prompting LVLMs with simple *Yes-or-No* short questions about the probing objects (e.g., Is there a car in the image?). To generate the probing objects, we consider three polling strategies by sampling the objects *randomly*, *from popular objects*, and *among those frequently co-occurring objects*, respectively. Such an evaluation is flexible to be extended, and also reduces the error of parsing the generated expressions by LVLMs. The experimental results show that POPE yields consistent results as traditional evaluation methods of object hallucination, and can also reflect some special characteristics of LVLMs, e.g., existing LVLMs tend to answer “Yes” in response to our polling queries.

Our main contributions are as follows:

(1) To the best of our knowledge, this work is the first study that systematically evaluates the object hallucination problem in existing LVLMs. We believe this issue is particularly important to study for developing more powerful and safe LVLMs.

(2) We conduct an empirical study on analyzing the hallucination degree of several representative LVLMs. We find that these LVLMs are highly affected by object hallucination. In the worst case, LVLMs can generate 6 times more hallucinated objects (4.7 v.s. 30.2) and 8 times more hallucinated captions (8.8 v.s. 76.8) than relatively small VLPs. We also discuss several potential factors that lead to this issue, e.g., frequently occurring or co-occurring objects in the instruction corpora. We

Model	VE	AN	LLM	Pre-training			Fine-tuning		
				VE	AN	LLM	VE	AN	LLM
mPLUG-Owl	ViT-L/14	Attention	LLaMA _{7B}	🔥	🔥	❄️	❄️	❄️	🔥
LLaVA	ViT-L/14	Linear	LLaMA _{13B}	❄️	🔥	❄️	❄️	🔥	🔥
MultiModal-GPT	ViT-L/14	Attention	LLaMA _{7B}	❄️	🔥	❄️	❄️	❄️	🔥
MiniGPT-4	ViT-G/14	Linear	Vicuna _{13B}	❄️	🔥	❄️	❄️	🔥	❄️
InstructBLIP	ViT-G/14	Q-Former	Vicuna _{13B}	❄️	🔥	❄️	❄️	🔥	❄️

Table 1: Comparison of the evaluated LVLMs. VE, AN, LLM stand for Visual Encoder, Alignment Network and Large Language Model, respectively. ❄️ denotes *frozen* and 🔥 denotes *trainable*. The fine-tuning of LLM in MultiModal-GPT and mPLUG-Owl is implemented by LoRA.

find that more than 40% hallucinated objects are among top-ten frequent objects in the instruction corpora.

(3) To improve the robustness and flexibility of the evaluation on object hallucination, we further propose a new evaluation approach called POPE, which can evaluate hallucination in a more stable and flexible way. We notice that LVLMs tend to answer “Yes” to questions in POPE, some even having a “Yes” answer for about 95% questions.

2 Background

In this section, we introduce the background for this work, including large vision-language models and object hallucination.

2.1 Large Vision-Language Model

Inspired by the recent success of large language models (LLM) (Zhao et al., 2023), a number of studies are devoted to improving vision-language pre-trained models (VLP) by integrating powerful LLMs for more accurate language understanding and generation (Zhu et al., 2023; Liu et al., 2023). Since LLMs have been shown to be general-purpose task solvers, *e.g.*, performing user intent understanding (Ouyang et al., 2022), knowledge utilization (Jiang et al., 2023), and complex reasoning (Wei et al., 2022; Fu et al., 2022) in a zero-shot/few-shot setting, it is expected that LLMs can further empower VLPs by powerful language abilities. In this paper, we refer to the enhanced VLPs with the integration of LLMs as *Large Vision-Language Models (LVLM)* (Alayrac et al., 2022; Li et al., 2023; Liu et al., 2023).

Generally speaking, an LVLM is composed of three key components, namely a vision encoder, a language encoder (*i.e.*, an LLM), and a cross-

modal alignment network. The training of LVLMs is generally composed of three major steps. First, a vision encoder and a language encoder will be pre-trained on large-scale unimodal data (*i.e.*, image and text data, respectively). Second, these two encoders are aligned through image-text alignment pre-training (optimizing the cross-modal alignment network, *e.g.*, Q-Former in InstructBLIP (Dai et al., 2023a)), which enables the LLM to generate meaningful semantic descriptions for a given image, *e.g.*, the caption. Third, the aligned model is further fine-tuned on image-text instructions, so that can generate satisfactory answers *w.r.t.* to a natural language question regarding a specific image. Note that in the third step, we can optionally choose different components to optimize for fine-tuning. For example, MiniGPT-4 (Zhu et al., 2023) only fine-tunes the cross-modal alignment network (*i.e.*, a linear projection layer), while LLaVA (Liu et al., 2023) trains both the alignment network and the LLM, which optimizes more model parameters for an improved multimodal adaptation.

Once the visual encoder and the LLM are well aligned, the derived LVLM can demonstrate a superior visual understanding ability. It can not only grasp the visual semantics of objects in the image, but also deeply understand the linguistic semantics for these objects by leveraging the parametric knowledge in the LLM. Further, the LVLM can perform complex reasoning over the related concepts about these objects, thus achieving an improved performance on a variety of multimodal tasks, *e.g.*, visual question answering (VQA) (Marino et al., 2019; Schwenk et al., 2022).

2.2 Object Hallucination

Although LVLMs are powerful in solving multi-modal tasks, they also suffer from the issue of *object hallucination* as VLPMS. In the literature of computer vision field (Rohrbach et al., 2018; Biten et al., 2022), object hallucination refers that the model generates descriptions or captions that contain objects which are inconsistent with or even absent from the target image. In general, object hallucination can be defined at different semantic levels. The most straightforward way is to define it over the object level, while more fine-grained definitions might be concerned with the attributes or characteristics of objects. In this work, we focus on coarse-grained object hallucinations in the model-generated captions and leave fine-grained object hallucinations such as the number, attributes, and positions of the object for future work. We present an example of object hallucination in Figure 1, where the hallucinated object “person” is generated by the underlying LVLMs.

The hallucination phenomenon hinders the safe use of LVLMs in real-world deployment, as it may result in unexpected consequences caused by these hallucinated objects (MacLeod et al., 2017). For example, due to an incorrect understanding of the external environment, an autonomous driving system would make wrong decisions when encountering unexpected events, which might lead to serious safety issues. In order to mitigate these issues, this work aims to study how object hallucination exists in LVLMs from an evaluation perspective.

3 Object Hallucination in LVLMs

In this section, we evaluate the object hallucination problem in popular LVLMs using an existing method. We first introduce the evaluation settings and then analyze the experimental results.

3.1 Evaluation Settings

Metrics. Caption Hallucination Assessment with Image Relevance (CHAIR) (Rohrbach et al., 2018) is a popular metric for evaluating object hallucination in image captioning tasks. Given the ground truth objects in the image, CHAIR calculates the proportion of objects that appear in the caption but not the image. Existing work commonly adopts its two variants, *i.e.*, $CHAIR_I$ and $CHAIR_S$, which evaluate the hallucination degree at the object instance level and sentence level respectively, formu-

I	Model	CHAIR _I	CHAIR _S	Len
-	OSCAR _{Base}	7.1	13.0	-
	VinVL _{Large}	5.5	10.5	-
	OFA _{Large}	4.7	8.9	-
	BLIP _{Large}	4.7	8.8	-
I ₁	mPLUG-Owl	14.8	25.4	35.8
	LLaVA	10.5	32.7	64.3
	MultiModal-GPT	11.1	15.0	11.6
	MiniGPT-4	6.7	9.5	24.7
	InstructBLIP	2.6	3.7	8.5
I ₂	mPLUG-Owl	30.2	76.8	98.5
	LLaVA	18.8	62.7	90.7
	MultiModal-GPT	18.2	36.2	45.7
	MiniGPT-4	9.2	31.5	116.2
	InstructBLIP	2.5	3.4	7.5

Table 2: Evaluation results of CHAIR on VLPMS and LVLMs. I_1 denotes “Generate a short caption of the image” and I_2 denotes “Provide a brief description of the given image”, respectively. Len refers to the average length of generated captions. The results of VLPMS (OSCAR, VinVL, BLIP and OFA) are collected from Dai et al. (2023b). The best results in each block are denoted in bold.

lated as:

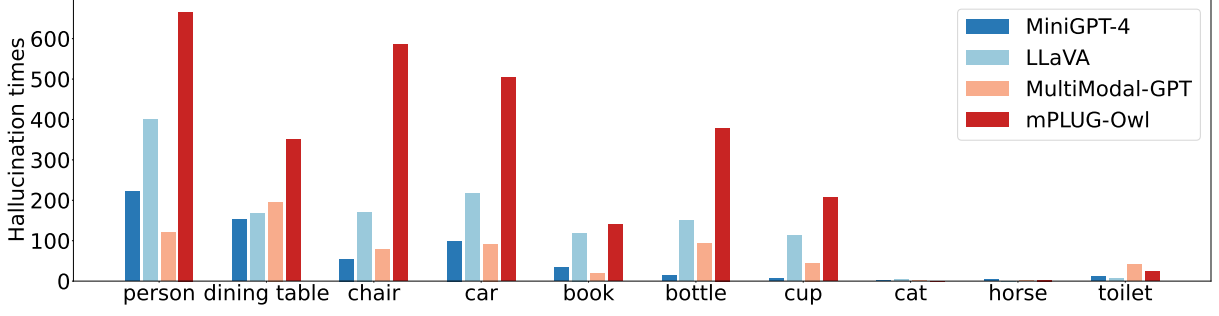
$$CHAIR_I = \frac{|\{\text{hallucinated objects}\}|}{|\{\text{all mentioned objects}\}|}, \quad (1)$$

$$CHAIR_S = \frac{|\{\text{captions with hallucinated objects}\}|}{|\{\text{all captions}\}|}. \quad (2)$$

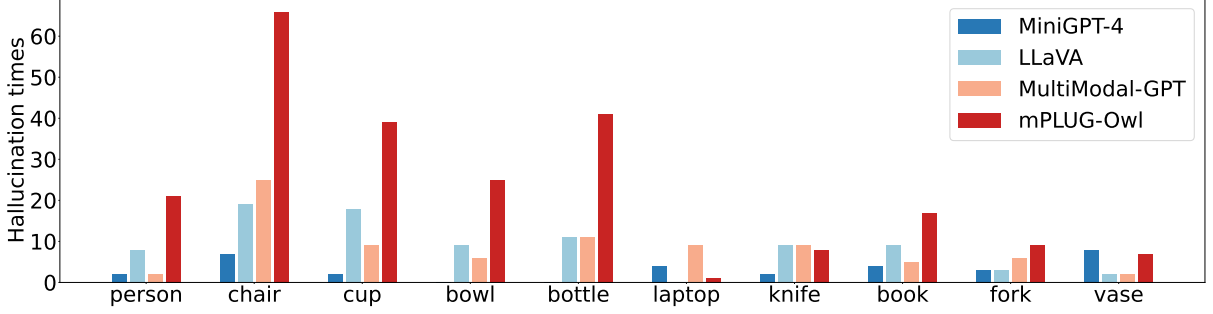
Concretely speaking, $CHAIR_I$ describes the proportion of hallucinated ones in all generated objects, while $CHAIR_S$ describes the proportion of generated captions including hallucinated objects.

Dataset. MSCOCO (Lin et al., 2014) is a large-scale image recognition, segmentation, and captioning dataset. Here, we randomly sample 2,000 images with annotations about contained objects and human-labeled captions from its validation set as our evaluation dataset. For computing the CHAIR metric on MSCOCO, we follow the settings in Rohrbach et al. (2018) which only consider 80 objects appearing in the MSCOCO segmentation challenge. We also use a synonym list as Lu et al. (2018) for mapping synonymous words in the generated captions to MSCOCO objects, avoiding misjudging them as hallucinated objects.

Models. We evaluate the object hallucination problem of 5 recently released LVLMs, *i.e.*, mPLUG-Owl (Ye et al., 2023), LLaVA (Liu et al., 2023), Multimodal-GPT (Gong et al.,



(a) Hallucination times of top-ten frequent objects, whose frequencies decrease from right to left.



(b) Hallucination times of top-10 objects co-occurring with “dining table”, whose frequencies decrease from right to left.

Figure 2: Hallucination times of frequently appearing/co-occurring objects in MSCOCO.

2023), MiniGPT-4 (Zhu et al., 2023) and InstructBLIP (Dai et al., 2023a). Specifically, these LVLMs basically consist of three parts: a visual encoder, an alignment model, and a large language model. All the above models have been tuned on collected visual instruction data. A detailed comparison (e.g., backbones and trainable components) of these LVLMs is shown in Table 1. We evaluate the above LVLMs with two following instructions:

- *Instruction 1: Generate a short caption of the image.*
- *Instruction 2: Provide a brief description of the given image.*

We also collect the evaluation results of smaller VLPs, i.e., OSCAR (Li et al., 2020), VinVL (Zhang et al., 2021), BLIP (Li et al., 2022b) and OFA (Wang et al., 2022) from Dai et al. (2023b) as baseline results.

3.2 Evaluation Results

We show the evaluation result in Table 2. First, most instruction-tuned LVLMs suffer from the object hallucination problem, even more serious than small models, e.g., LLaVA (32.7) v.s. OSCAR_{base} (13.0) on CHAIR_S using *Instruction 1*. It indicates that object hallucination is an important problem for LVLMs and deserves to be concerned about.

As a comparison, InstructBLIP hallucinates less than other LVLMs. A possible reason is that its visual instructions are collected from a wide variety of publicly available datasets, which are relatively short. In contrast, other LVLMs mostly employ the visual instructions generated by unimodal LLMs (Liu et al., 2023). Such synthetic visual instructions are generally longer and more informative, but may involve unexpected descriptive information (hallucination inherent from LLMs) that is inconsistent with the image, which could mislead LVLMs. Besides, InstructBLIP adopts Q-Former as the alignment model, which owns more parameters that may be useful to better adapt the visual encoder to LLM.

In addition, we can observe that the evaluation method may not be optimal for assessing the performance of LVLMs, since the evaluation results can be affected by other factors, e.g., instruction designs and the length of captions. Specifically, although the adopted two instructions have similar semantic meanings, LVLMs prompted by *Instruction 2* can even result in doubled values of CHAIR metrics compared with those prompted by *Instruction 1*, and the performance order of several methods also changes (e.g., CHAIR_I values

Model	HR _F @10	HR _C @10
mPLUG-Owl	0.5455	0.4426
LLaVA	0.4620	0.4160
MultiModal-GPT	0.4152	0.3075
MiniGPT-4	0.4610	0.3811

Table 3: HR_F@10 and HR_C@10 results of LVLMs on MSCOCO that quantify the correlations between the appearing/co-occurring frequency of objects and the hallucination times of LVLMs.

of LLaVA and MultiModal-GPT). It indicates the instability of the CHAIR metric when different instructions are employed. Besides, as CHAIR requires to examine whether the mentioned objects are hallucinated in the generated caption, it needs complex human-crafted parsing rules to perform exact matching, which have not been adapted to the special generation styles of LVLMs and may lead to misclassification errors.

Thus, it is necessary to consider a more suitable method that can stably and conveniently evaluate the object hallucination problem in LVLMs.

4 Investigating Hallucination

Considering the impressive performance on complex multimodal scenes (Ye et al., 2023), it is counter-intuitive that LVLMs suffer such serious hallucination problems. Since LVLMs mostly adopt visual instruction data for tuning, we suppose that the object hallucination problem might be attributed to it. Thus, we investigate how visual instructions affect the object hallucination of LVLMs, and conduct empirical analyses to verify two assumptions: (1) if LVLMs mostly hallucinate frequent objects in the visual instruction data; (2) if LVLMs are prone to hallucinate objects that frequently co-occur with ground-truth objects in the image.

4.1 Effect of Frequent Objects in Visual Instruction Data

As the visual instruction dataset is mostly constructed based on MSCOCO (Lin et al., 2014), it generally shares a similar unbalanced object distribution where few frequent objects occupy a major part of the dataset. After being fine-tuned on it, LVLMs may also be affected to be prone to generate (or hallucinate) the frequent objects in MSCOCO. To validate it, as the annotations of ground-truth objects in MSCOCO are available,

we plot a bar chart to reveal the correlation between the top-10 frequent objects in MSCOCO and their hallucination times in the validation set of MSCOCO. We show the results of MiniGPT-4, LLaVA, MultiModal-GPT and mPLUG-Owl in Figure 2(a), since the evaluation results in Section 3.2 have shown that they suffer more severe hallucination problems. Obviously, with the decreasing of the occurrence frequency of objects (from right to left), there is a notable decrease in the hallucination times for the four LVLMs. It reveals that the common objects in MSCOCO and the visual instruction dataset are indeed more likely to be hallucinated by LVLMs.

To consolidate the above findings, we further conduct an empirical study that quantifies the correlations between the frequency of objects in visual instructions and the hallucination times of LVLMs. We employ the top- k hit ratio (HR@ k) to measure their consistency, which is defined as:

$$\text{HR}_F@k = \frac{1}{n} \sum_{i=1}^n \frac{\text{Hit}@k(i)}{\text{Hallucinated}(i)}, \quad (3)$$

where n is the total number of images, Hallucinated(i) denotes the number of hallucinated objects in the i -th example, and Hit@ k (i) denotes the number of top- k frequently occurring MSCOCO objects in Hallucinated(i). Thus, HR_F@ k can reflect the proportion of top- k frequent objects in all hallucinated objects of LVLMs. As the results presented in Table 3, the HR_F@10 results of all LVLMs are near 0.5. It indicates that about half of the hallucinated objects from the LVLMs are the top-10 frequent objects, further verifying that LVLMs mostly hallucinate common objects in the visual instruction data.

4.2 Effect of Co-occurring Objects in Visual Instruction Data

In addition to the frequent objects in visual instructions, the frequently co-occurring object groups (e.g., laptop, mouse and keyboard) may also affect hallucination. Perhaps LVLMs would be elicited by the existing objects in the image to hallucinate their frequently co-occurring objects, according to their learned visual instructions. To verify it, we also first conduct a qualitative study that illustrates the top-10 frequently co-occurring objects with “dining table”, and plot the bar chart to show their hallucination times across images that really contain “dining table”. As shown in Figure 2(b), we can see a similar tendency that the

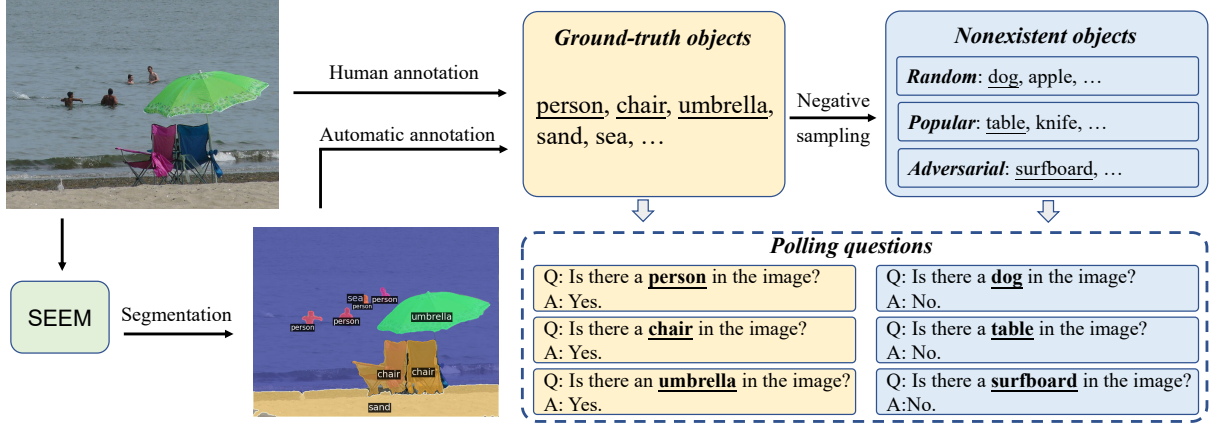


Figure 3: Overview of the POPE pipeline. Given an input image, POPE first extracts ground-truth objects in the image either from human annotations or with the help of automatic segmentation tools like SEEM. Then, POPE conducts negative sampling for nonexistent objects in the image under *Random/Popular/Adversarial* settings. Finally, the ground-truth objects and nonexistent objects are formulated into question templates to poll LVLMs.

hallucination times of objects reduce *w.r.t.* the decreasing of the co-occurrence number. It indicates that the commonly co-occurring objects with the ground-truth one are more prone to be hallucinated by LVLMs. For example, “chair” is hallucinated by LVLMs more than “knife”, as it co-occurs more with “dining table” in visual instructions.

Likewise, we also employ a revised $HR@k$ for quantitative measurement, defined as:

$$HR_C@k(o) = \frac{1}{m} \sum_{i=1}^m \frac{\text{Hit}@k(i, o)}{\text{Hallucinated}(i)}, \quad (4)$$

where o is the probing object that exists in the image, m is the total number of images that contain o , $\text{Hallucinated}(i)$ denotes the number of hallucinated objects in the i -th example, and $\text{Hit}@k(i, o)$ denotes the number of top- k frequently co-occurring objects with the probing object o in $\text{Hallucinated}(i)$. $HR_C@k(o)$ reports the proportion of top- k frequently co-occurring objects with o in all the hallucinated objects with images that contain the object o . As the results in the right column of Table 3, most LVLMs also have relatively large values on the metric. It also demonstrates that LVLMs are prone to hallucinate objects that frequently co-occur with ground-truth objects in the image.

5 POPE

In this section, we devise *Polling-based Object Probing Evaluation (POPE)*, a more flexible approach for evaluating hallucination in LVLMs. We first provide an overview of POPE, and then present

three evaluation settings (*i.e.*, *Random*, *Popular* and *Adversarial*) with annotated objects. Finally, we demonstrate the scalability of our method by combining it with automatic segmentation models to evaluate hallucination on datasets without object annotations.

5.1 Overview of POPE

Based on the empirical results in Section 3, we have revealed the severity of the object hallucination problem in LVLMs and highlighted the limitations of the existing hallucination evaluation method, *e.g.*, sensitive to instructions and biased to short captions. Besides, existing methods mostly rely on parsing the generated captions to extract the predicted objects, which usually require human-crafted complex rules and are still inevitable to omit or misclassify objects. Therefore, we consider devising a more suitable method for the stable, fair and flexible object hallucination evaluation of LVLMs, namely polling-based object probing evaluation (POPE). Specifically, POPE formulates the evaluation of object hallucination as a binary classification task that prompts LVLMs to output “Yes” or “No”, *e.g.*, “Is there a chair in the image?”. In this way, by sampling objects that LVLMs are prone to hallucinate, we can construct a set of hard questions to poll LVLMs. As standard answers to these questions are just “Yes” or “No”, we can easily identify them without complex parsing rules, and avoid the influence of instruction designs and caption length, thus guaranteeing stability, fairness and flexibility.

Formally, given an image caption dataset, POPE

POPE	Model	Accuracy	Precision	Recall	F1 Score	Yes (%)
<i>Random</i>	mPLUG-Owl	53.97	52.07	99.60	68.39	95.63
	LLaVA	50.37	50.19	99.13	66.64	98.77
	MultiModal-GPT	50.10	50.05	100.00	66.71	99.90
	MiniGPT-4	79.67	78.24	82.20	80.17	52.53
	InstructBLIP	88.57	84.09	95.13	89.27	56.57
<i>Popular</i>	mPLUG-Owl	50.90	50.46	99.40	66.94	98.57
	LLaVA	49.87	49.93	99.27	66.44	99.40
	MultiModal-GPT	50.00	50.00	100.00	66.67	100.00
	MiniGPT-4	69.73	65.86	81.93	73.02	62.20
	InstructBLIP	82.77	76.27	95.13	84.66	62.37
<i>Adversarial</i>	mPLUG-Owl	50.67	50.34	99.33	66.82	98.67
	LLaVA	49.70	49.85	99.07	66.32	99.37
	MultiModal-GPT	50.00	50.00	100.00	66.67	100.00
	MiniGPT-4	65.17	61.19	82.93	70.42	67.77
	InstructBLIP	72.10	65.13	95.13	77.32	73.03

Table 4: Results of LVLMs under three evaluation settings of POPE on the validation set of MSCOCO. Yes denotes the proportion of answering “Yes” to the given question. The best results in each block are denoted in bold.

Prompt	Accuracy	Precision	Recall	F1 Score	Yes (%)
“Is there a <object> in the image?”	88.57	84.09	95.13	89.27	56.57
“Does the image contains a <object>?”	90.10	89.86	90.40	80.17	52.53
“Is there any <object> present in the image?”	88.60	85.09	93.60	89.14	55.00
“Can you see a <object> in the image?”	84.80	78.49	95.87	86.31	61.07
Avg±Std.	88.02±1.96	84.38±4.04	93.75±2.10	86.22±3.69	56.29±3.11

Table 5: Evaluation results of InstructBLIP on POPE with different prompt templates.

focuses on constructing a set of triples, where each triple derives from an image-caption pair, consisting of an image, multiple questions and their answers (“Yes” or “No”). The formulated definition of a triple can be described as:

$$\langle x, \{q(o_i), a_i\}_{i=1}^l \rangle, \quad (5)$$

where x denotes the image, $q(o_i)$ is the question probing o_i based on a template “*Is there a/an <object> in the image?*”, o_i is the i -th object to be probed, a_i is the answer to the question (“Yes” or “No”) and l denotes the number of polling questions per image. To build the triple set, it is essential to obtain the annotations of ground-truth objects and nonexistent objects for each image. We set the ratio between ground-truth and nonexistent objects as 1:1 for label balance. After constructing the evaluation triples, we can directly poll LVLMs with them and collect the predicted answers. We adopt Accuracy, Precision, Recall and F1 score as the evaluation metrics. Specifically, Accuracy reflects the proportion of correctly answered questions, while Precision and Recall reflect the probability of correctly answering questions whose answers are “Yes” or “No” respectively. F1 score combines both results of Precision and Recall and we select it as the

major metric for hallucination evaluation. Besides, we also report the ratio that LVLMs answer “Yes” as the reference to analyze the model behaviors.

5.2 Evaluation on MSCOCO

As discussed in Section 4, the visual instruction dataset will affect the object hallucination problem of LVLMs, making them prone to hallucinate frequent objects and co-occurring ones with the ground-truth ones in the image. As the instruction corpora of most existing LVLMs are constructed based on MSCOCO (Lin et al., 2014), we perform our proposed POPE on the validation set of COCO, to probe the object hallucination problem of LVLMs. We randomly select 500 images with more than three ground-truth objects in the annotations, and construct 6 questions for each image (*i.e.*, $l = 6$). In MSCOCO, the annotations of objects in images are available, hence we can directly construct the polling questions whose answers are “Yes”. For the questions with the answer “No”, we consider three strategies to sample their probing objects as:

- **Random Sampling:** we randomly sample the objects that do not exist in the image.

Dataset	POPE	Model	Accuracy	Precision	Recall	F1 Score	Yes (%)
MSCOCO	<i>Random</i>	BLIP	89.97	92.73	86.73	89.63	46.77
		LLaVA	50.47	50.24	99.67	66.80	99.20
		MiniGPT-4	73.77	79.25	64.40	71.06	40.63
		InstructBLIP	86.60	80.74	96.13	87.77	59.53
	<i>Popular</i>	BLIP	85.23	84.21	86.73	85.45	51.50
		LLaVA	50.00	50.00	99.27	66.50	99.27
		MiniGPT-4	67.80	68.80	65.13	66.92	47.33
		InstructBLIP	71.27	64.20	96.13	76.99	74.87
	<i>Adversarial</i>	BLIP	79.63	75.95	86.73	80.98	57.10
		LLaVA	49.77	49.88	99.20	66.38	99.43
		MiniGPT-4	61.93	61.46	64.00	62.70	52.07
		InstructBLIP	62.53	57.50	96.13	71.96	83.60
A-OKVQA	<i>Random</i>	BLIP	91.00	92.24	89.53	90.87	48.53
		LLaVA	50.16	50.08	99.53	66.64	99.37
		MiniGPT-4	74.47	78.63	67.20	72.47	42.73
		InstructBLIP	85.77	79.21	97.00	87.20	61.23
	<i>Popular</i>	BLIP	88.40	87.55	89.53	88.53	51.13
		LLaVA	50.03	50.02	99.67	66.61	99.63
		MiniGPT-4	69.93	70.40	68.80	69.59	48.87
		InstructBLIP	75.03	67.39	97.00	79.53	71.97
	<i>Adversarial</i>	BLIP	82.37	78.31	89.53	83.55	57.17
		LLaVA	50.13	50.07	99.67	66.65	99.53
		MiniGPT-4	64.33	63.62	66.93	65.24	52.60
		InstructBLIP	65.46	59.48	97.00	73.75	81.53
GQA	<i>Random</i>	BLIP	89.93	91.08	88.53	89.79	48.60
		LLaVA	50.17	50.08	99.20	66.56	99.03
		MiniGPT-4	71.33	78.67	58.53	67.13	37.20
		InstructBLIP	83.90	78.39	93.60	85.32	59.70
	<i>Popular</i>	BLIP	86.63	85.34	88.47	86.87	51.83
		LLaVA	50.03	50.02	99.47	66.56	99.43
		MiniGPT-4	68.26	72.99	58.00	64.64	39.73
		InstructBLIP	71.87	65.24	93.60	76.89	71.73
	<i>Adversarial</i>	BLIP	82.40	78.89	88.47	83.41	56.07
		LLaVA	49.77	49.88	99.20	66.38	99.43
		MiniGPT-4	64.23	66.29	57.93	61.83	43.70
		InstructBLIP	64.30	59.02	93.60	72.39	79.30

Table 6: POPE results of LVLMs and BLIP on MSCOCO, A-OKVQA and GQA. The probing objects are selected from the segmentation results of SEEM on these datasets. The best results in each block except BLIP are denoted in bold. We employ the BLIP fine-tuned on VQAv2 from LAVIS (Li et al., 2022a).

- **Popular Sampling:** we select the top- k most frequent objects in MSCOCO that do not exist in the image, where $k = \frac{l}{2}$.
- **Adversarial Sampling:** we first rank all the objects according to their co-occurring frequencies with the ground-truth objects, and then select the top- k most frequent ones that do not exist in the image.

Under the above three settings, we can build the evaluation triples with different difficulty levels. We evaluate previously mentioned LVLMs on them to show the effectiveness of our proposed POPE.

As shown in Table 4, we can obtain a similar conclusion as in Table 2 that InstructBLIP performs the best, while LLaVA, MultiModal-GPT and mPLUG-Owl suffer more severe hallucination problem. It indicates that our approach can also well estimate the degree of the hallucination problem in LVLMs. Besides, from the “Yes” ratio of LVLMs, we find that LLaVA, MultiModal-GPT and mPLUG-Owl are extremely prone to answer “Yes” (near 99%). It reveals that these three LVLMs are *over confident*, which leads to their lower accuracy on half of the questions with the answer “No”. Furthermore, the performance of LVLMs consistently decreases, from the settings of random, to popular and adversarial. It is consistent with our findings in Section 4, as LVLMs are prone to hallucinate the frequent objects and frequently co-occurring ones, resulting in a relatively lower accuracy to answer the questions about them.

To verify the stability of our POPE against different instructions, we evaluate InstructBLIP with different prompts under the setting of random sampling. As shown in Table 5, under different templates, InstructBLIP shows consistent results with low standard deviations. Such results validate the robustness of our method.

5.3 Evaluation on Unannotated Dataset

Although our proposed POPE relies on annotations of objects to construct the probing triples, it can also be extended to unannotated datasets with the help of segmentation models. To validate it, we adopt a powerful segmentation model, SEEM (Zou et al., 2023), to annotate images from three datasets (i.e., MSCOCO, A-OKVQA (Schwenk et al., 2022) and GQA (Hudson and Manning, 2019)). Concretely, we randomly sample 500 images from the validation set of each dataset and use SEEM to segment and identify objects contained in the image.

Then, we construct probing questions following the previously mentioned three evaluation settings based on the extracted objects. Finally, we evaluate InstructBLIP, MiniGPT-4 and LLaVA on these questions and report the results. To better reflect the degree of hallucination, we also evaluate a full-data supervised-tuned small-scale VLPM, BLIP (Li et al., 2022b), and report its results for reference.

As illustrated in Table 6, the performances of all LVLMs on three datasets follow the same trend as annotation-based POPE in Table 4, i.e., *Random* > *Popular* > *Adversarial*. Such consistency provides initial evidence for the reliability of the SEEM-based POPE. Moreover, these LVLMs achieve similar performance between human-annotated and SEEM-annotated POPE on MSCOCO, e.g., F1 Score 89.27 v.s. 87.77 for InstructBLIP under the *Random* setting. Whereas we also notice the performance gap between the two settings, e.g., F1 Score 70.42 v.s. 62.70 for MiniGPT-4 under the *Adversarial* setting. This phenomenon can be attributed to the finer granularity of the segmentation results generated by SEEM, which makes the POPE more challenging. Finally, all LVLMs underperform BLIP across all datasets, even over 10 points behind BLIP under the *Popular* and *Adversarial* settings, reflecting the seriousness of the hallucination issue in LVLMs.

To further explore the influence of object hallucination on the performance of LVLMs, we evaluate the VQA score of these LVLMs on A-OKVQA and GQA to study the correlation between the VQA performance and object hallucination (there are 132,062 questions in the balanced validation set of GQA, we only randomly sample 500 among them for evaluation). Since all these models generate answers in an open-ended manner, the conventional evaluation method can hardly reflect the quality of the answers. Therefore, we utilize ChatGPT to help evaluate the VQA performance. The general prompt we use to evaluate A-OKVQA and GQA is as follows:

• “You are an examiner who can judge whether a student’s answer matches the correct answers. Next, I will provide you with the correct answer and a student’s answer. Please judge whether the student’s answer matches the correct answers.”

The evaluation results are shown in Table 7. InstructBLIP achieves the highest F1 score, VQA score and accuracy on both datasets, highlighting the importance of instruction-tuning on large in-

Dataset	Model	POPE \uparrow	VQA \uparrow
A-OKVQA	InstructBLIP	87.20	59.68
	MiniGPT-4	72.47	38.69
	LLaVA	66.64	50.51
GQA	InstructBLIP	85.32	62.12
	MiniGPT-4	67.13	42.24
	LLaVA	66.56	47.60

Table 7: Evaluation results of LVLMs on POPE and VQA. For VQA tasks, we report the VQA score on A-OKVQA and Accuracy on GQA. For POPE, we copy the result under the random setting from Table 4.

struction corpora. However, since InstructBLIP has been trained on A-OKVQA, the result should be considered with caution. MiniGPT-4 has a higher F1 score compared to LLaVA, while its VQA score and Accuracy are lower. This implies that the degree of hallucination may not be always consistent with the VQA performance. A possible reason is that the instruction corpora of MiniGPT-4 are only composed of high-quality image captioning data, thus hallucinating less but not adept at handling question-answering tasks. By contrast, LLaVA is fine-tuned on 158K visual instructions, which involve visual conversation and complex reasoning as significant components. Such fine-tuning settings enhance its capability of following instructions and accomplishing complex tasks. However, since these visual instructions are generated by ChatGPT, they may contain hallucinations themselves and mislead LLaVA to generate objects not present in the image.

6 Limitation and Discussion

Despite that we have made extensive explorations, this work still has several limitations. First, we only focus on the object hallucination problem in LVLMs, while do not consider other aspects that can reflect the capacities of LVLMs. It means that the current evaluation task cannot measure the *overall performance* of LVLMs. In other words, if some model got a higher score in our evaluation setting, it does not necessarily indicate a stronger overall capacity than the one with a lower score. Second, due to the limitation of computation resources, we have to evaluate all models on a part of the validation set for each dataset. The reported results might be affected by the corresponding data distribution, though we have carefully set up the experiments. Third, our proposed POPE utilizes a matching-based method to determine whether

LVLMs answer “Yes” or “No”, while empirically, LVLMs may occasionally fail to provide answers explicitly containing these words, which may lead to inaccurate evaluation results. This might be resolved with improved decoding strategies by LLMs. Forth, when combined with the automatic segmentation tool, the objects would be annotated based on the label set from the tool, which may be inconsistent with the collected human annotations, leading to the divergence in evaluation results. Finally, this work has only compared a small number of LVLMs, without including some recently released or closed-source ones. We leave the evaluation of more LVLMs as our future work.

Although we have extensively discussed the hallucination issues of LVLMs, it does not indicate that we hold a negative opinion on their progress. Instead, it will be a very promising direction to develop LVLMs that by leveraging the powerful LLMs. These models that were evaluated in this work have been excellent demonstrations for this direction. While, we do hope that our work can bring new ideas or insights to develop more reliable and human-aligned LVLMs.

7 Conclusion

In this work, we conducted evaluation experiments on several LVLMs and examined how they suffered from the object hallucination issue. To investigate the reason to generate hallucinations, we empirically revealed that the object distributions of the visual instructions would affect the object hallucination of LVLMs. Besides, we also found that the existing hallucination evaluation methods might be affected by the input instructions and generated text of LVLMs, thus leading to unreliable evaluation results. To address this issue, we proposed a polling-based query method called POPE, to provide a more suitable evaluation of the object hallucination of LVLMs. Experimental results have shown that our proposed POPE can be better used for the evaluation of object hallucination.

As future work, we will improve this work by mitigating the limitations discussed in Section 6 and conducting more comprehensive evaluation of the hallucination of LVLMs.

References

Harsh Agrawal, Peter Anderson, Karan Desai, Yufei Wang, Xinlei Chen, Rishabh Jain, Mark Johnson, Dhruv Batra, Devi Parikh, and Stefan Lee. 2019.

- [nocaps: novel object captioning at scale](#). In *2019 IEEE/CVF International Conference on Computer Vision, ICCV 2019, Seoul, Korea (South), October 27 - November 2, 2019*, pages 8947–8956. IEEE.
- Jean-Baptiste Alayrac, Jeff Donahue, Pauline Luc, Antoine Miech, Iain Barr, Yana Hasson, Karel Lenc, Arthur Mensch, Katherine Millican, Malcolm Reynolds, Roman Ring, Eliza Rutherford, Serkan Cabi, Tengda Han, Zhitao Gong, Sina Samangooei, Marianne Monteiro, Jacob L. Menick, Sebastian Borgeaud, Andy Brock, Aida Nematzadeh, Sahand Sharifzadeh, Mikolaj Binkowski, Ricardo Barreira, Oriol Vinyals, Andrew Zisserman, and Karén Simonyan. 2022. [Flamingo: a visual language model for few-shot learning](#). In *NeurIPS*.
- Yejin Bang, Samuel Cahyawijaya, Nayeon Lee, Wenliang Dai, Dan Su, Bryan Wilie, Holy Lovenia, Ziwei Ji, Tiezheng Yu, Willy Chung, Quyet V. Do, Yan Xu, and Pascale Fung. 2023. [A multitask, multilingual, multimodal evaluation of chatgpt on reasoning, hallucination, and interactivity](#). *CoRR*, abs/2302.04023.
- Ali Furkan Biten, Lluís Gómez, and Dimosthenis Karatzas. 2022. [Let there be a clock on the beach: Reducing object hallucination in image captioning](#). In *IEEE/CVF Winter Conference on Applications of Computer Vision, WACV 2022, Waikoloa, HI, USA, January 3-8, 2022*, pages 2473–2482. IEEE.
- Tom B. Brown, Benjamin Mann, Nick Ryder, Melanie Subbiah, Jared Kaplan, Prafulla Dhariwal, Arvind Neelakantan, Pranav Shyam, Girish Sastry, Amanda Askell, Sandhini Agarwal, Ariel Herbert-Voss, Gretchen Krueger, Tom Henighan, Rewon Child, Aditya Ramesh, Daniel M. Ziegler, Jeffrey Wu, Clemens Winter, Christopher Hesse, Mark Chen, Eric Sigler, Mateusz Litwin, Scott Gray, Benjamin Chess, Jack Clark, Christopher Berner, Sam McCandlish, Alec Radford, Ilya Sutskever, and Dario Amodei. 2020. [Language models are few-shot learners](#). In *Advances in Neural Information Processing Systems 33: Annual Conference on Neural Information Processing Systems 2020, NeurIPS 2020, December 6-12, 2020, virtual*.
- Sihan Chen, Xingjian He, Longteng Guo, Xinxin Zhu, Weining Wang, Jinhui Tang, and Jing Liu. 2023. [VALOR: vision-audio-language omni-perception pretraining model and dataset](#). *CoRR*, abs/2304.08345.
- Wei-Lin Chiang, Zhuohan Li, Zi Lin, Ying Sheng, Zhanghao Wu, Hao Zhang, Lianmin Zheng, Siyuan Zhuang, Yonghao Zhuang, Joseph E. Gonzalez, Ion Stoica, and Eric P. Xing. 2023. [Vicuna: An open-source chatbot impressing gpt-4 with 90%* chatgpt quality](#).
- Wenliang Dai, Junnan Li, Dongxu Li, Anthony Meng Huat Tiong, Junqi Zhao, Weisheng Wang, Boyang Li, Pascale Fung, and Steven Hoi. 2023a. [Instructblip: Towards general-purpose vision-language models with instruction tuning](#). *arXiv preprint arXiv:2305.06500*.
- Wenliang Dai, Zihan Liu, Ziwei Ji, Dan Su, and Pascale Fung. 2023b. [Plausible may not be faithful: Probing object hallucination in vision-language pre-training](#). In *Proceedings of the 17th Conference of the European Chapter of the Association for Computational Linguistics, EACL 2023, Dubrovnik, Croatia, May 2-6, 2023*, pages 2128–2140. Association for Computational Linguistics.
- Yifan Du, Zikang Liu, Junyi Li, and Wayne Xin Zhao. 2022. [A survey of vision-language pre-trained models](#). In *Proceedings of the Thirty-First International Joint Conference on Artificial Intelligence, IJCAI 2022, Vienna, Austria, 23-29 July 2022*, pages 5436–5443. ijcai.org.
- Yao Fu, Hao Peng, Ashish Sabharwal, Peter Clark, and Tushar Khot. 2022. [Complexity-based prompting for multi-step reasoning](#). *CoRR*, abs/2210.00720.
- Zhe Gan, Linjie Li, Chunyuan Li, Lijuan Wang, Zicheng Liu, and Jianfeng Gao. 2022. [Vision-language pre-training: Basics, recent advances, and future trends](#). *Found. Trends Comput. Graph. Vis.*, 14(3-4):163–352.
- Tao Gong, Chengqi Lyu, Shilong Zhang, Yudong Wang, Miao Zheng, Qian Zhao, Kuikun Liu, Wenwei Zhang, Ping Luo, and Kai Chen. 2023. [Multimodal-gpt: A vision and language model for dialogue with humans](#). *arXiv preprint arXiv:2305.04790*.
- Yash Goyal, Tejas Khot, Douglas Summers-Stay, Dhruv Batra, and Devi Parikh. 2017. [Making the V in VQA matter: Elevating the role of image understanding in visual question answering](#). In *2017 IEEE Conference on Computer Vision and Pattern Recognition, CVPR 2017, Honolulu, HI, USA, July 21-26, 2017*, pages 6325–6334. IEEE Computer Society.
- Yi-Chong Huang, Xia-Chong Feng, Xiao-Cheng Feng, and Bing Qin. 2021. [The factual inconsistency problem in abstractive text summarization: A survey](#). *CoRR*, abs/2104.14839.
- Drew A. Hudson and Christopher D. Manning. 2019. [GQA: A new dataset for real-world visual reasoning and compositional question answering](#). In *IEEE Conference on Computer Vision and Pattern Recognition, CVPR 2019, Long Beach, CA, USA, June 16-20, 2019*, pages 6700–6709. Computer Vision Foundation / IEEE.
- Ziwei Ji, Nayeon Lee, Rita Frieske, Tiezheng Yu, Dan Su, Yan Xu, Etsuko Ishii, Yejin Bang, Andrea Madotto, and Pascale Fung. 2022. [Survey of hallucination in natural language generation](#). *CoRR*, abs/2202.03629.

- Jinhao Jiang, Kun Zhou, Zican Dong, Keming Ye, Wayne Xin Zhao, and Ji-Rong Wen. 2023. [Structgpt: A general framework for large language model to reason over structured data](#).
- Dongxu Li, Junnan Li, Hung Le, Guangsen Wang, Silvio Savarese, and Steven C. H. Hoi. 2022a. [LAVIS: A library for language-vision intelligence](#). *CoRR*, abs/2209.09019.
- Junnan Li, Dongxu Li, Silvio Savarese, and Steven C. H. Hoi. 2023. [BLIP-2: bootstrapping language-image pre-training with frozen image encoders and large language models](#). *CoRR*, abs/2301.12597.
- Junnan Li, Dongxu Li, Caiming Xiong, and Steven C. H. Hoi. 2022b. [BLIP: bootstrapping language-image pre-training for unified vision-language understanding and generation](#). In *International Conference on Machine Learning, ICML 2022, 17-23 July 2022, Baltimore, Maryland, USA*, volume 162 of *Proceedings of Machine Learning Research*, pages 12888–12900. PMLR.
- Junnan Li, Ramprasaath R. Selvaraju, Akhilesh Gotmare, Shafiq R. Joty, Caiming Xiong, and Steven Chu-Hong Hoi. 2021. [Align before fuse: Vision and language representation learning with momentum distillation](#). In *Advances in Neural Information Processing Systems 34: Annual Conference on Neural Information Processing Systems 2021, NeurIPS 2021, December 6-14, 2021, virtual*, pages 9694–9705.
- Xiujun Li, Xi Yin, Chunyuan Li, Pengchuan Zhang, Xiaowei Hu, Lei Zhang, Lijuan Wang, Houdong Hu, Li Dong, Furu Wei, Yejin Choi, and Jianfeng Gao. 2020. [Oscar: Object-semantics aligned pre-training for vision-language tasks](#). In *Computer Vision - ECCV 2020 - 16th European Conference, Glasgow, UK, August 23-28, 2020, Proceedings, Part XXX*, volume 12375 of *Lecture Notes in Computer Science*, pages 121–137. Springer.
- Tsung-Yi Lin, Michael Maire, Serge J. Belongie, James Hays, Pietro Perona, Deva Ramanan, Piotr Dollár, and C. Lawrence Zitnick. 2014. [Microsoft COCO: common objects in context](#). In *Computer Vision - ECCV 2014 - 13th European Conference, Zurich, Switzerland, September 6-12, 2014, Proceedings, Part V*, volume 8693 of *Lecture Notes in Computer Science*, pages 740–755. Springer.
- Haotian Liu, Chunyuan Li, Qingyang Wu, and Yong Jae Lee. 2023. [Visual instruction tuning](#). *CoRR*, abs/2304.08485.
- Jiasen Lu, Jianwei Yang, Dhruv Batra, and Devi Parikh. 2018. [Neural baby talk](#). In *2018 IEEE Conference on Computer Vision and Pattern Recognition, CVPR 2018, Salt Lake City, UT, USA, June 18-22, 2018*, pages 7219–7228. Computer Vision Foundation / IEEE Computer Society.
- Haley MacLeod, Cynthia L. Bennett, Meredith Ringel Morris, and Edward Cutrell. 2017. [Understanding blind people’s experiences with computer-generated captions of social media images](#). In *Proceedings of the 2017 CHI Conference on Human Factors in Computing Systems, Denver, CO, USA, May 06-11, 2017*, pages 5988–5999. ACM.
- Kenneth Marino, Mohammad Rastegari, Ali Farhadi, and Roozbeh Mottaghi. 2019. [OK-VQA: A visual question answering benchmark requiring external knowledge](#). In *IEEE Conference on Computer Vision and Pattern Recognition, CVPR 2019, Long Beach, CA, USA, June 16-20, 2019*, pages 3195–3204. Computer Vision Foundation / IEEE.
- OpenAI. 2023. [GPT-4 technical report](#). *CoRR*, abs/2303.08774.
- Long Ouyang, Jeffrey Wu, Xu Jiang, Diogo Almeida, Carroll L. Wainwright, Pamela Mishkin, Chong Zhang, Sandhini Agarwal, Katarina Slama, Alex Ray, John Schulman, Jacob Hilton, Fraser Kelton, Luke Miller, Maddie Simens, Amanda Askell, Peter Welinder, Paul F. Christiano, Jan Leike, and Ryan Lowe. 2022. [Training language models to follow instructions with human feedback](#). In *NeurIPS*.
- Anna Rohrbach, Lisa Anne Hendricks, Kaylee Burns, Trevor Darrell, and Kate Saenko. 2018. [Object hallucination in image captioning](#). In *Proceedings of the 2018 Conference on Empirical Methods in Natural Language Processing, Brussels, Belgium, October 31 - November 4, 2018*, pages 4035–4045. Association for Computational Linguistics.
- Dustin Schwenk, Apoorv Khandelwal, Christopher Clark, Kenneth Marino, and Roozbeh Mottaghi. 2022. [A-OKVQA: A benchmark for visual question answering using world knowledge](#). In *Computer Vision - ECCV 2022 - 17th European Conference, Tel Aviv, Israel, October 23-27, 2022, Proceedings, Part VIII*, volume 13668 of *Lecture Notes in Computer Science*, pages 146–162. Springer.
- Hugo Touvron, Thibaut Lavril, Gautier Izacard, Xavier Martinet, Marie-Anne Lachaux, Timothée Lacroix, Baptiste Rozière, Naman Goyal, Eric Hambro, Faisal Azhar, Aurélien Rodriguez, Armand Joulin, Edouard Grave, and Guillaume Lample. 2023. [Llama: Open and efficient foundation language models](#). *CoRR*, abs/2302.13971.
- Peng Wang, An Yang, Rui Men, Junyang Lin, Shuai Bai, Zhikang Li, Jianxin Ma, Chang Zhou, Jingren Zhou, and Hongxia Yang. 2022. [OFA: unifying architectures, tasks, and modalities through a simple sequence-to-sequence learning framework](#). In *International Conference on Machine Learning, ICML 2022, 17-23 July 2022, Baltimore, Maryland, USA*, volume 162 of *Proceedings of Machine Learning Research*, pages 23318–23340. PMLR.
- Jason Wei, Xuezhi Wang, Dale Schuurmans, Maarten Bosma, Brian Ichter, Fei Xia, Ed H. Chi, Quoc V. Le,

- and Denny Zhou. 2022. [Chain-of-thought prompting elicits reasoning in large language models](#). In *NeurIPS*.
- Qinghao Ye, Haiyang Xu, Guohai Xu, Jiabo Ye, Ming Yan, Yiyang Zhou, Junyang Wang, Anwen Hu, Pengcheng Shi, Yaya Shi, Chenliang Li, Yuanhong Xu, Hehong Chen, Junfeng Tian, Qian Qi, Ji Zhang, and Fei Huang. 2023. [mplug-owl: Modularization empowers large language models with multimodality](#). *CoRR*, abs/2304.14178.
- Pengchuan Zhang, Xiujun Li, Xiaowei Hu, Jianwei Yang, Lei Zhang, Lijuan Wang, Yejin Choi, and Jianfeng Gao. 2021. [Vinvl: Revisiting visual representations in vision-language models](#). In *IEEE Conference on Computer Vision and Pattern Recognition, CVPR 2021, virtual, June 19-25, 2021*, pages 5579–5588. Computer Vision Foundation / IEEE.
- Wayne Xin Zhao, Kun Zhou, Junyi Li, Tianyi Tang, Xiaolei Wang, Yupeng Hou, Yingqian Min, Beichen Zhang, Junjie Zhang, Zican Dong, Yifan Du, Chen Yang, Yushuo Chen, Zhipeng Chen, Jinhao Jiang, Ruiyang Ren, Yifan Li, Xinyu Tang, Zikang Liu, Peiyu Liu, Jian-Yun Nie, and Ji-Rong Wen. 2023. [A survey of large language models](#). *CoRR*, abs/2303.18223.
- Deyao Zhu, Jun Chen, Xiaoqian Shen, Xiang Li, and Mohamed Elhoseiny. 2023. [Minigpt-4: Enhancing vision-language understanding with advanced large language models](#). *CoRR*, abs/2304.10592.
- Xueyan Zou, Jianwei Yang, Hao Zhang, Feng Li, Linjie Li, Jianfeng Gao, and Yong Jae Lee. 2023. [Segment everything everywhere all at once](#). *CoRR*, abs/2304.06718.