

A survey of the Vision Transformers and its CNN-Transformer based Variants

Asifullah Khan^{1, 2, 3}, Zunaira Rauf^{1, 2}, Anabia Sohail¹, Abdul Rehman¹, Hifsa Asif¹, Aqsa Asif¹,
and Umair Farooq¹*

¹Pattern Recognition Lab, Department of Computer & Information Sciences, Pakistan Institute of Engineering & Applied Sciences, Nilore, Islamabad 45650, Pakistan

²PIEAS Artificial Intelligence Center (PAIC), Pakistan Institute of Engineering & Applied Sciences, Nilore, Islamabad 45650, Pakistan

³Center for Mathematical Sciences, Pakistan Institute of Engineering & Applied Sciences, Nilore, Islamabad 45650, Pakistan

Corresponding Authors: *Asifullah Khan, asif@pieas.edu.pk

Abstract

Vision transformers have recently become popular as a possible alternative to convolutional neural networks (CNNs) for a variety of computer vision applications. These vision transformers due to their ability to focus on global relationships in images have large capacity, but may result in poor generalization as compared to CNNs. Very recently, the hybridization of convolution and self-attention mechanisms in vision transformers is gaining popularity due to their ability of exploiting both local and global image representations. These CNN-Transformer architectures also known as hybrid vision transformers have shown remarkable results for vision applications. Recently, due to the rapidly growing number of these hybrid vision transformers, there is a need for a taxonomy and explanation of these architectures. This survey presents a taxonomy of the recent vision transformer architectures, and more specifically that of the hybrid vision transformers. Additionally, the key features of each architecture such as the attention mechanisms, positional embeddings, multi-scale processing, and convolution are also discussed. This survey highlights the potential of hybrid vision transformers to achieve outstanding performance on a variety of computer vision tasks. Moreover, it also points towards the future directions of this rapidly evolving field.

Key words: Transformer, Computer vision, CNN, Channel boosting, Deep learning, Self-attention, Convolution, Image processing, Hybrid transformers

1. Introduction

Digital images are complex in nature and exhibit high-level information, such as objects, scenes, and patterns. This information can be analyzed and interpreted by computer vision algorithms to extract meaningful insights about the image content, such as recognizing objects, tracking movements, extracting features, etc. Computer vision has been an active area of research due to its applications in various fields¹. However, extracting high-level information from image data can be challenging due to variations in brightness, pose, and background clutter.

The field of computer vision has been revolutionized with the emergence of convolutional neural networks (CNNs). These networks have been successfully applied to a diverse range of computer vision tasks²⁻⁶, especially image recognition⁷, object detection⁸, and segmentation⁹. CNNs gained popularity due to their ability to automatically learn features and patterns from images¹⁰. Generally, local patterns, known as feature motifs are systematically distributed throughout the images. Different filters in the convolutional layers are designed to capture diverse feature motifs. Pooling layers in the CNNs are utilized for dimensionality reduction and to incorporate robustness against variations. This local-level processing of CNNs may result in a loss of spatial information, which can impact their performance, when dealing with larger and more complex patterns.

Recently, there has been a shift towards transformers, after they were first introduced by Vaswani et al. in 2017¹¹. In 2018, Parmer et al., exploited transformers for image recognition tasks, where they demonstrated outstanding results on CIFAR-10 and CIFAR-100 datasets¹². Since then, there has been a growing interest in applying transformers to various vision-related applications¹³. In 2020, Dosovitskiy et al., introduced a transformer architecture, Vision Transformer (ViT), specifically designed for image analysis, which showed competitive results¹⁴.

ViT models work by dividing an input image into a certain number of patches, each of which is then flattened and fed to a sequence of transformer layers. The transformer layers enable the model to learn the relationships between the patches and their corresponding features, allowing it to identify feature motifs on a global scale in the image. Unlike CNNs that have a local receptive field, ViTs utilize a self-attention mechanism to capture long-range relationships, which enables them to capture the global view of an image¹⁵. Figure 1 depicts the difference in receptive fields of both CNNs and ViTs. The global receptive field of ViTs helps them handle variable-sized inputs and retain the spatial information to identify complex visual patterns distributed across the image¹⁶.

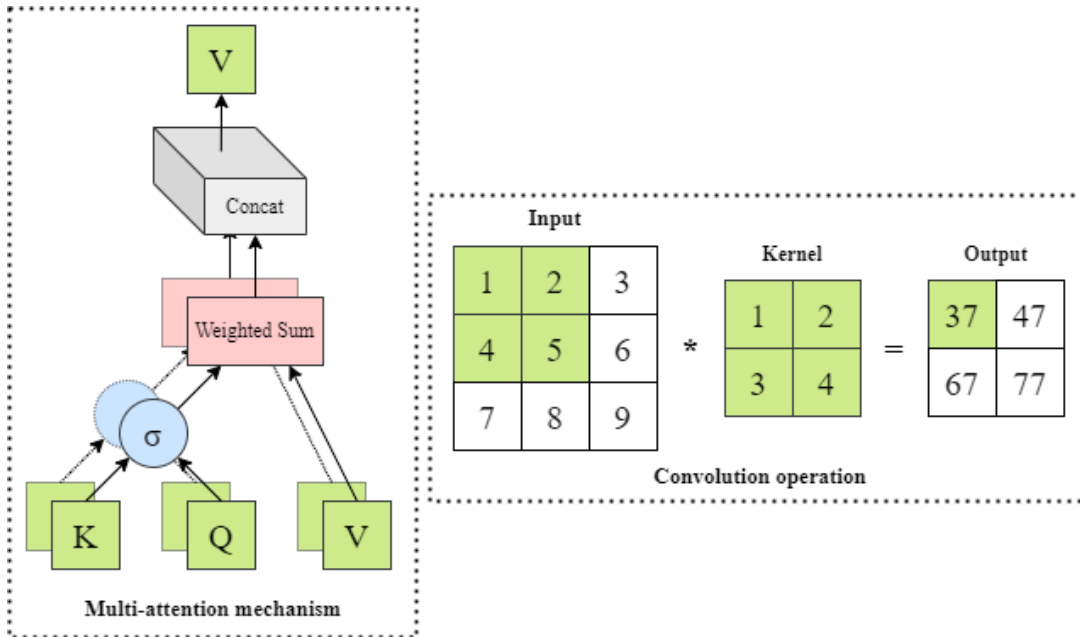


Figure 1: Depiction of the multi-attention mechanism and convolution operation

In addition to the difference in their design and the way of capturing visual patterns, (shown in Fig 1) CNNs and ViTs also differ in their inductive biases. CNNs heavily rely on the correlation in the neighboring pixels, whereas ViTs assume minimal prior knowledge, making them less dependent on labeled data. ViT models have produced outstanding results on object recognition,

classification, semantic segmentation, and other computer vision tasks. However, in case of limited training data despite the large capacity of ViTs, they still show less performance as compared to CNNs. In addition, their large receptive field demands significantly more computation. Therefore, the concept of hybrid vision transformers (HVT) also known as CNN-Transformers, was introduced to combine the power of CNNs and ViTs. These hybrid models leverage the convolutional layers of CNN to capture local features, which are then fed to ViTs to gain global context using the self-attention mechanism. The HVTs have shown improved performance in many image recognition tasks.

Recently, different interesting surveys are conducted to discuss recent architectural and implementational advancements in ViTs^{13,17–20}. Most of these papers primarily focus on ViTs and their applications in Computer Vision, but also provide a detailed discussion on the basis of Transformer models developed for NLP applications. On the other hand, this survey paper largely focuses on the recent hybrid vision transformers that combine the idea of CNN and transformers (CNN-Transformer) architectures, their taxonomy and applications. In addition to this, this survey paper also presents taxonomy of the general ViTs and tries to thoroughly classify the newly emerged approaches based on their core ideas (architectural design). In this regard, we first provide an introduction to the essential components of the ViT networks and then discuss various recent ViT architectures. The reported ViT models discussed in this paper are broadly classified into six categories according to their underlying salient features. Once ViTs are discussed, a detailed discussion on the HVTs follows, whereby the models that leverage the benefits of both convolution operation and multi-attention mechanism. Additionally, the recent architectures of HVTs, and their applications in various computer vision tasks are elaborated. We also present taxonomy for HVTs based on how they incorporate the convolution operation in combination with self-attention in

their architectures. Our taxonomy divides HVTs into seven major groups, each of which reflects a different way of taking advantage of both convolutional and multi-attention operators.

The paper is structured as follows: (illustrated in Fig. 2) Section 1 presents a systematic understanding of the Vision Transformers (ViT), highlighting its dissimilarities with CNNs and the advent of Hybrid Vision Transformers. Moving on, Section 2 covers the fundamental concepts used in different ViT variants, while Section 3 and Section 4 provide taxonomy of the recent ViTs and HVTs architectures, respectively. Section 5 focuses on the usage of HVTs, particularly in the area of computer vision, and section 6 presents current challenges and future directions. Finally, in section 7, the survey paper is concluded.

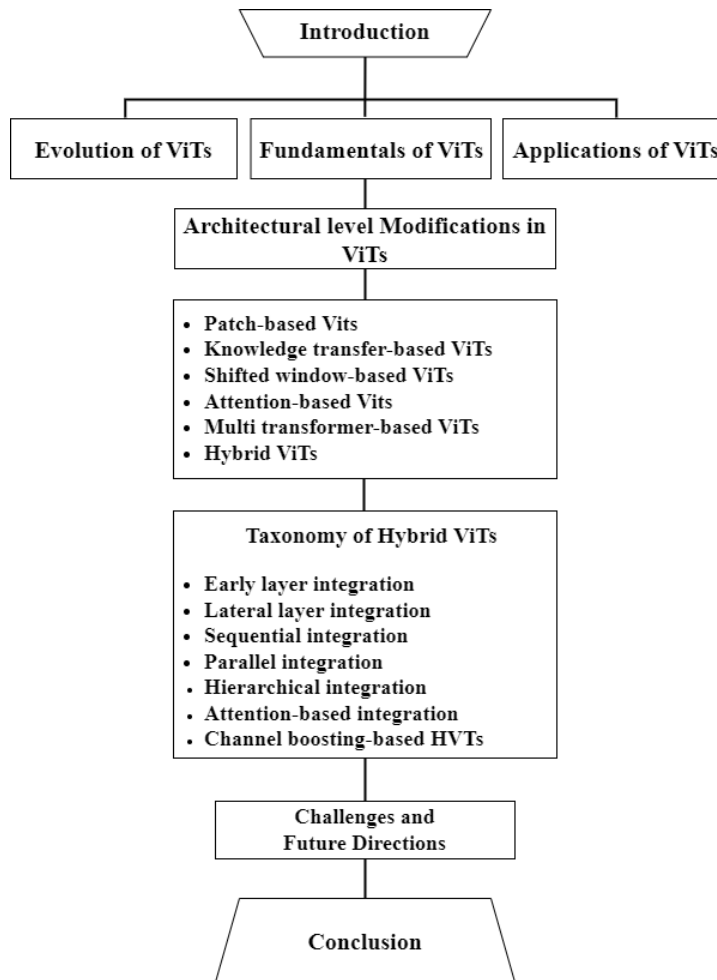


Figure 2: Layout of different section of survey paper

2. Fundamental Concepts in ViTs

A Transformer's basic architectural layout is illustrated in Fig. 3. Initially, the input image is divided, flattened, and transformed into lower dimensional linear embeddings known as Patch Embeddings. Then positional embeddings and class tokens are attached to these embeddings and fed into the encoder block of the transformer for generating class labels. In addition to the multi-head attention layer, the encoder block contains a feed-forward neural (FFN) network, a normalization layer, and a residual connection. Finally, the last head (an MLP layer, or a decoder block) predicts the final output. Each of these components is discussed in detail in the following subsections.

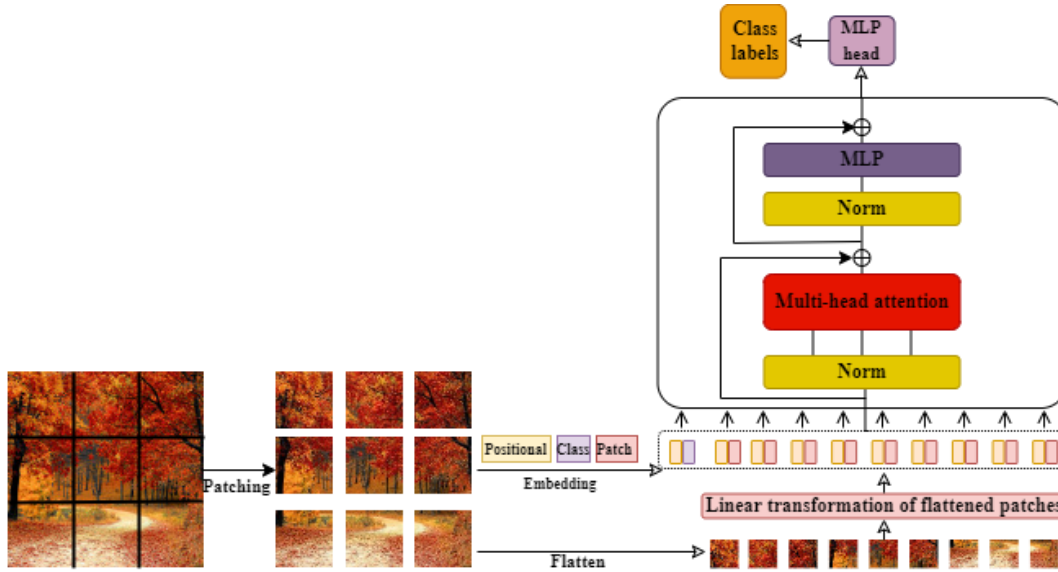


Figure 3: Detail architecture of Vision Transformer (ViT)

2.1. Patch embedding

Patch embedding is an important concept in ViT architecture. It involves converting the image patches into vector representations, which enables ViT to process images as sequences of tokens using a transformer-based approach¹⁴. The input image is split into fixed-size non-overlapping parts, flattened into one-dimensional vectors, and projected to a higher-dimensional feature space

using a linear layer with D embedding dimensions (Equation 1). This approach enables ViT to learn the long-range dependencies between different patches, allowing it to attain promising results on tasks that involve images.

$$\mathbf{X}_{patch}^{N \times D} = R(\mathbf{I}_{image}^{H \times W \times C}) \quad \text{Eq. 1}$$

where \mathbf{I}_{image} is the input image with size $H \times W \times C$. $R(.)$ is the reshaping function to produce N number of patches “ \mathbf{X}_{patch} ” with size D , and $N = H/P \times W/P$, $D = P \times P \cdot C$, P = patch size and C = channels.

2.2. Positional embedding

ViTs utilize positional encoding to add positional information into the input sequence and retain it throughout the network. The sequential information between patches is captured through position embeddings, which is incorporated within the patch embeddings. Since the development of ViTs, numerous position embedding techniques have been suggested for learning the sequential data²¹. These techniques fall into three categories:

2.2.1. Absolute Position Embedding (APE)

The positional embeddings are integrated to the patch embeddings by using APE before the encoder blocks.

$$\mathbf{X} = \mathbf{X}_{patch} + \mathbf{X}_{pos} \quad \text{Eq. 2}$$

where, the Transformer’s input is represented by \mathbf{X} , \mathbf{X}_{patch} represents patch embeddings, and \mathbf{X}_{pos} is the learnable position embeddings. Both \mathbf{X}_{patch} & \mathbf{X}_{pos} have dimensions $(N + 1) \times D$, where D represents the dimension of an embedding. It is possible to train \mathbf{X}_{pos} corresponding to positional embeddings of a single or two sets that can be learned²².

2.2.2. Relative Position Embedding (RPE)

The Relative Position Embedding (RPE) technique is primarily used to incorporate information related to relative position into the attention module²³. This technique is based on the idea that the spatial relationships between patches carry more weight than their absolute positions. To compute the RPE value, a lookup table is used, which is based on learnable parameters. The lookup process is determined by the relative distance between patches. Although the RPE technique is extendable to sequences of varying lengths, it may increase training and testing time²⁴.

2.2.3. Convolution Position Embedding (CPE)

The Convolutional Position Embeddings (CPE) method takes into account the 2D nature of the input sequences. 2D convolution is employed to gather position information using zero-padding to take advantage of the 2D nature²⁵. Convolutional Position Embeddings (CPE) can be used to incorporate positional data at different stages of the Vision Transformer. The CPE can be introduced specifically to the self-attention modules²⁶, the Feed-Forward Network (FFN)^{27,28} or in between two encoder layers²⁹.

2.3. Attention Mechanism

The self-attention mechanism in ViT architecture is its core component due to its ability to explicitly represent the relationships between the entities in a sequence. It calculates the significance of one item to others by representing each entity in terms of the global contextual information and capturing the interaction between them³⁰. The self-attention mechanism transforms the input sequence into three different embedding spaces namely query, key, and value. The sets of key-value pairs with query vectors are taken as inputs and an output vector is calculated

by taking a weighted sum of the values followed by the softmax operator, where the weights are calculated by a scoring function (Equation 3).

$$Attention(\mathbf{Q}, \mathbf{K}, \mathbf{V}) = softmax\left(\frac{\mathbf{Q} \cdot \mathbf{K}^T}{\sqrt{d_k}}\right) \cdot \mathbf{V} \quad \text{Eq. 3}$$

where, \mathbf{Q} , \mathbf{V} , and \mathbf{K}^T are query, value, and transposed key matrix, respectively. $\sqrt{d_k}$ is the scaling factor, and d_k is dimensions of the key matrix.

2.3.1. Multi-Head Self-Attention (MSA)

A single-head self-attention layer due to its limited capacity only focuses on a few positions and may ignore other significant positions. This is addressed by multi-head self-attention (MSA), which uses parallel stacking of self-attention blocks to increase the self-attention layer's effectiveness³⁰. By assigning various representation subspaces (query, key, and value) to the attention layers, the MSA may capture a variety of complex interactions between the various sequence elements. The multi-head attention constitutes multiple self-attention blocks. There are learnable weight matrices for query, key, and value sub-spaces specific to each self-attention block. Afterwards their outputs are concatenated and projected using the learnable parameter \mathbf{W}^O to the output space. The mathematical representation of the attention process is given below:

$$MSA(\mathbf{Q}, \mathbf{K}, \mathbf{V}) = Concat(head_1, head_2, \dots, head_h) \cdot \mathbf{W}^O \quad \text{Eq. 4}$$

$$head_i = Attention(\mathbf{Q}_i, \mathbf{K}_i, \mathbf{V}_i), \text{ where } i = 1, 2, \dots, h \quad \text{Eq. 5}$$

Self-attention's capability to dynamically compute filters for every input sequence is a significant advantage over convolutional processes. Unlike convolutional filters, which are often static, self-attention can adjust to the particular context of the input data. Self-attention is also robust to changes in the number of input points or their permutations, which makes it a good choice for handling irregular inputs. Traditional convolutional procedures, on the other hand, are less

adaptable to handling inputs with variable objects and require a grid-like structure, like 2D images. Self-attention is a powerful tool for modelling sequential data and has shown effective in tasks involving natural language processing³¹.

2.4. Transformer layers

A ViT encoder consists of several layers to process the input sequence. These layers comprise layer normalization, residual connection, feed-forward neural network (FFN), and multi-head self-attention mechanism. These layers are arranged to create a unified block that is repeated several times to learn the complex representation of the input sequence.

2.4.1. Residual connection

Sub-layers in the encoder/decoder block utilize a residual link to improve performance and strengthen the information flow. Original input positional embedding is added to the output vector of multi-head attention, as additional information. The residual connection is then followed by a layer-normalization operation (Equation 6).

$$\mathbf{X}_{output} = LayerNorm(\mathbf{X} + Attention(\mathbf{X})) \quad \text{Eq. 6}$$

2.4.2. Normalization layer

There are various methods for layer normalization, such as pre-layer normalization (Pre-LN), which is utilized frequently and the normalization layer is placed prior to the multi-head attention or FFN and inside the residual connection. Other normalization procedures, including batch normalization, have been suggested to enhance the training of transformer models, however they might not be as efficient due to changes in the feature values³².

2.4.3. Feed-forward network

A transformer specific feed-forward network (FFN) is employed in models to obtain more complex attributes from the input data. It is composed of two fully connected layers with a nonlinear activation function, such as GELU in between the layers and utilized in every encoder block after the self-attention layers. FFN is mathematically represented by Equation 7. The hidden layer of the FFN typically has a dimensionality of 2048. These FFNs or MLP layers are local and translationally equivalent with global self-attention layers¹⁴.

$$FFN(X) = b2 + W2 * \sigma(b1 + W1 * X) \quad \text{Eq. 7}$$

In Eq. 7, the non-linear activation function GELU is represented by σ . Weights of the network are represented as $W1$, and $W2$, whereas $b1$, and $b2$ correspond to layer-specific bias.

2.5. Hybrid Vision Transformers (CNN-Transformer Architectures)

In the realm of computer vision tasks, vision transformers have gained popularity, but compared to CNNs, they still lack image-specific inductive bias. In CNNs, the locality, translational equivariance, and two-dimensional neighborhood structure are ingrained in every layer throughout the whole model. Additionally, the kernel leverages the correlation between neighboring pixels, which facilitates the extraction of good features quickly. On the other hand, in ViT, the image is split into linear patches (tokens) that are fed into encoder blocks through linear layers. The linear layer's nature is not very effective in extracting local information.

Many HVT designs have focused on the efficiency of convolutions in capturing local features in images, especially at the start of the image processing workflow for patching and tokenization. The Convolutional Vision Transformer (CvT), for instance, uses a convolutional projection to learn the spatial and low-level information in image patches. It also utilizes a hierarchical layout

with a progressive decrease in token numbers and an increase in token-width to mimic the spatial downsampling effect in CNNs²⁶. Similarly, Convolution-enhanced Image Transformers (CEIT) leverages convolutional operations to extract low-level features via an image-to-token module³³. A novel sequence pooling technique is presented by the Compact Convolutional Transformer (CCT), which also integrates conv-pool-reshape blocks to carry out tokenization³⁴. It also showed an accuracy of about 95% on smaller datasets like CIFAR10 when trained from scratch, which is generally difficult for other traditional ViTs to achieve.

Several recent studies have investigated ways to enhance the local feature modeling capabilities of Vision Transformers (ViTs). LocalViT employs depthwise convolutions to improve the ability to model local features²⁷. LeViT uses a CNN block with four layers at the beginning of the ViT architecture to gradually increase channels and improve efficiency at inference time³⁵. Similar methods are employed by ResT, however to manage fluctuating image sizes, depth-wise convolutions and adaptive position encoding are used³⁶.

Without additional data, CoAtNets' unique architecture of depthwise convolutions and relative self-attention achieves outstanding ImageNet top-1 accuracy³⁷. In order to create stronger cross-patch connections, Shuffle Transformer provides a shuffle operation³⁸ and CoaT is a hybrid approach that incorporates depthwise convolutions and cross-attention to encode relationships between tokens at various scales³⁹. Another method "Twins" builds upon PVT by incorporating separable depthwise convolutions and relative conditional position embedding⁴⁰. Recently, MaxVit, hybrid architecture, introduced the idea of multi-axis attention. Their hybrid block consists of MBConv-based convolution followed by block-wise self-attention and grid-wise self-attention, and when repeated multiple times this block creates a hierarchical representation and is capable of tasks like image generation and segmentation⁴¹. The block-wise and grid-wise attention

layers are capable of extracting local and global features respectively. Convolution and transformer model strengths are intended to be combined in these hybrid designs.

3. Architectural level modifications in vision transformers

In recent years, different modifications have been carried out in vision transformer architectures⁴². These modifications can be categorized on the basis of their attention mechanism, positional encoding, pre-training strategies, architectural changes, scalability etc. Vision transformer architectures can be broadly classified into five main classes based on the type of architectural modification, namely, (i) patch-based approaches, (ii) knowledge transfer-based approaches, (iii) shifted window-based approaches, (iv) attention-based approaches, and (v) multi-transformer-based approaches. However, it is observed that with the introduction of CNN's inductive bias to vision transformers there came a boost in its performance. In this regard, we have further classified the hybrid vision transformers into three main categories based on their structural design.

3.1. Patch-based approaches

In ViT, an image is first divided into a grid of patches, which are then flattened to generate linear embedding, treated as a sequence of tokens¹⁴. Positional embedding and class token are added to these embeddings, which are then given to the encoder for feature learning. Several studies exploited different ways of patch extraction mechanisms to improve the performance of ViTs. These mechanisms include fixed-size patching⁴³, dynamic patching^{44,45}, and overlapping patching²⁸. In this regard, we discuss several architectures and their patching criteria.

3.1.1. T2T-ViT

Tokens-to-Token Vision Transformer (T2T-ViT) utilizes a fixed size and iterative approach to generate patches⁴⁶. It utilizes the proposed Token-to-Token module iteratively to generate patches from the images. The generated patches are then fed to the T2T-ViT network to obtain final predictions.

3.1.2. TNT-ViT

Transformer in Transformer ViT (TNT-ViT) presented a multi-level patching mechanism to learn representations from objects with different sizes and locations⁴⁷. It first divides the input image into patches then each patch is further divided into sub-patches. Later, the architecture utilizes different transformer blocks to model the relationship between the patches and sub-patches. Extensive experiments showed the efficiency of TNT-ViT in terms of image classification on the ImageNet dataset.

3.1.3. DPT

Deformable Patch-based Transformer (DPT) presented an adaptive patch embedding module named DePatch⁴⁸. Fixed-size patching in transformers result in a loss of semantic information, which effects the overall performance of the system. In this regard, the proposed DePatch module in DPT split the images in an adaptive way to obtain patches with variable sizes and strong semantic information.

3.1.4. CrowdFormer

Yang and co-authors developed a ViT architecture, CrowdFormer for crowd counting⁴⁹. The proposed architecture utilizes its overlap patching transformer block to capture the crowd's global contextual information. To consider images at different scales and in a top-down manner, the

overlap patching layer is exploited, where instead of fixed-sized patches, a sliding window is used to extract overlapping patches. These overlapping patches tend to retain the relative contextual information for effective crowd counting.

3.2. Knowledge transfer-based approaches

This category enlists those vision transformer architectures that utilize a knowledge transfer (knowledge distillation) approach. It involves conveying knowledge from the teacher model to the student model⁵⁰. The teacher model is usually a complex model with large learning capacity, while the student model is simpler. The basic idea behind knowledge distillation is to make the student model learn the teacher model's features. This can be particularly useful for tasks where computational resources are limited, as the smaller ViT model can be deployed more efficiently than the larger one.

3.2.1. DeiT (Data-efficient Image Transformers)

DeiT is a smaller and more efficient version of ViT, which has shown competitive performance on various tasks⁵¹. It uses a pre-trained ViT model for the teacher and a smaller version for the student. Usually, supervised and unsupervised learning is used in combination, with the teacher model supervising the student model to produce the same results. In addition to the fast inference time, and limited computational resources of DeiT it also has an improved generalization performance because the student model has learned to capture the most important features and patterns in the data, rather than just memorizing the training data.

3.2.2. TaT

Target aware Transformer (TaT)⁵² utilized one-to-many relation to transfer knowledge from the teacher model to the student model. The feature maps were first divided into a number of patches,

then for each patch all the teacher's features were transferred to all the student features rather than employing correlation between all spatial regions. Then all the features inside a patch were averaged into a single vector to make the knowledge transfer computationally efficient.

3.2.3. TinyViT

Wu et al. suggested a fast distillation methodology along with a novel architecture, known as TinyViT⁵³. Their main concept was to convey the learned features of the large pre-trained models to the tiny ones during pre-training (Fig. 4). The output logits of the instructor models were reduced and stored in addition to the encoded data augmentations on the disc beforehand to save memory and computational resource. Student model then employs a decoder to re-construct the saved data augmentations and knowledge is transferred via the output logits with both the teacher and student models trained individually and independently. Results demonstrated TinyViT's effectiveness on large-scale test sets.

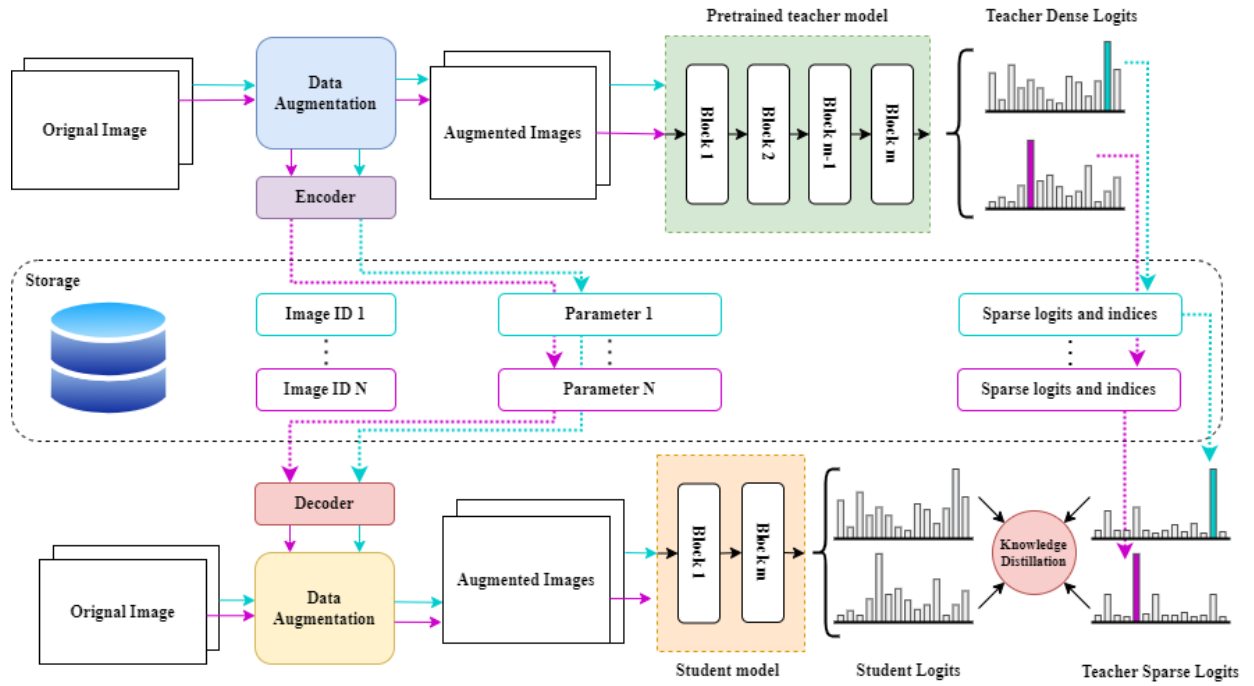


Figure 4: Detailed workflow of knowledge transfer-based approach (TinyViT)

3.3. Shifted window-based approaches

Several ViT architectures have adopted the shifted window-based approach to enhance their performance. This approach was first introduced by Liu et al. in their Swin Transformer⁵⁴. The Swin Transformer has a similar architecture to ViT but with a shifted windowing scheme, as shown in Fig. 5. It controls the self-attention computation by computing it within each non-overlapping local window, while still providing cross-window connections to improve the efficacy. This is achieved by implementing shifted window-based self-attention as two consecutive Swin Transformer blocks. The first block uses regular window-based self-attention, and the second block shifts those windows and applies regular window-based self-attention again. The idea behind shifting the windows is to enable cross-window connections, which can help improve the model's ability to capture long-range dependencies.

Song et al. proposed a novel ViT architecture for visual object tracking, which utilizes cyclic shifting window-based attention at multi-scales⁵⁵. This approach enhances pixel attention to window attention, and enables cross-window multi-scale attention to aggregate attention at different scales. This ensures the integrity of the tracking object, and generates the best fine-scale match for the target object. Moreover, the cyclic shifting strategy expands the window samples with positional information, which leads to greater accuracy and computational efficiency. By incorporating positional information into the attention mechanism, the model is better equipped to handle changes in the object's position over time, and can track the object more effectively. Overall, the proposed architecture has shown promising results in improving the accuracy and efficiency of visual object tracking using ViT-based models.

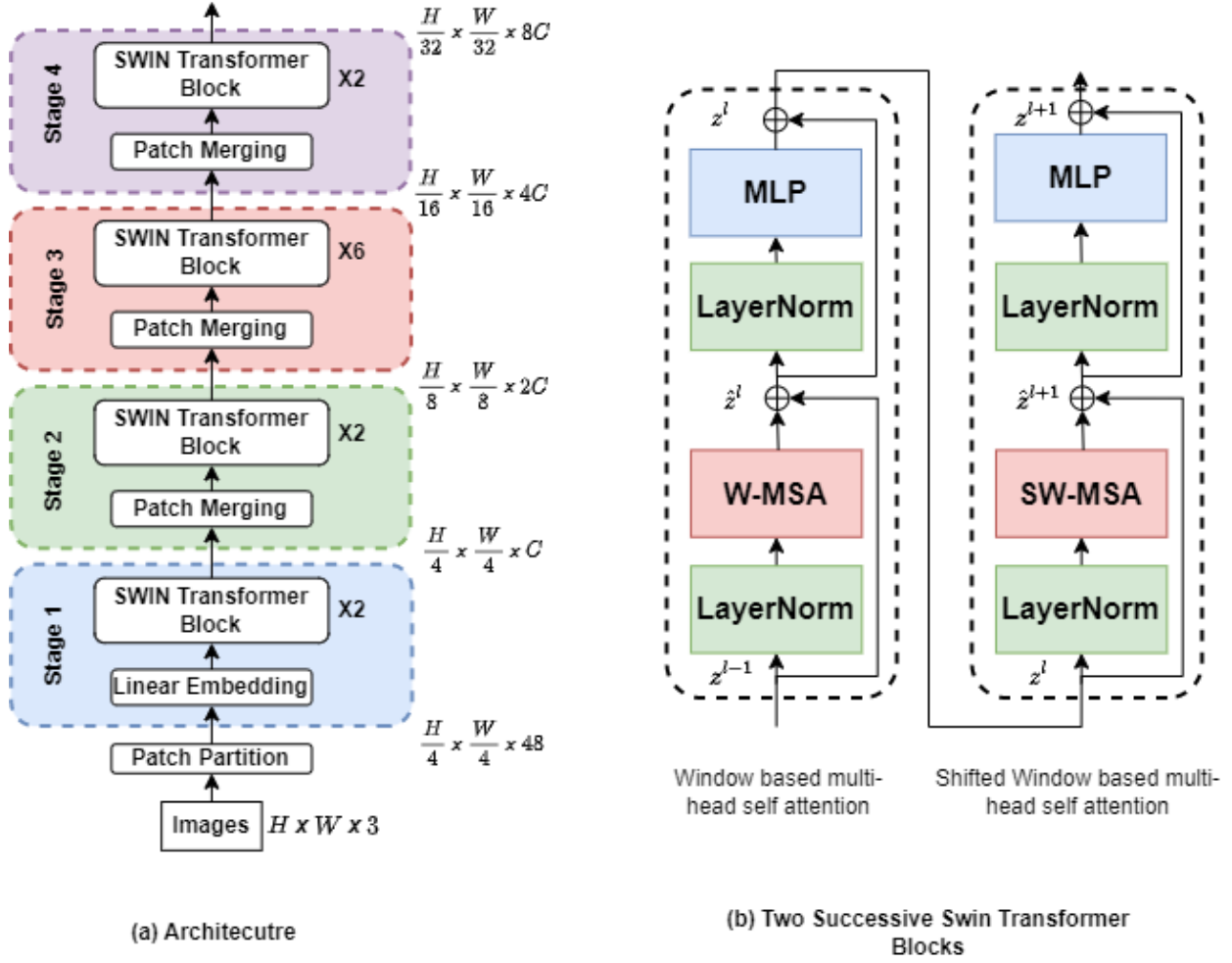


Figure 5: Architectural diagram of Swin Transformer (shifted window-based approach)

3.4. Attention-based approaches

Numerous Vision Transformer (ViT) architectures have been proposed that modify the self-attention mechanism to improve their performance. Some of these models utilize dense global attention mechanisms^{11,14}, while other utilize sparse attention mechanisms^{37,54,56} to capture global-level dependencies in the images with no spatial information. These type of attention mechanisms are known to be computationally expensive. A number of works have been done to improve the attention modules in terms of performance and computational complexity⁴¹.

3.4.1. CaiT (Class attention layer)

Touvron et al. introduced a new approach to improve the performance of the deep transformers⁵⁷. Their architecture, named, CaiT contains a self-attention module, and a class attention module. The self-attention module is just like a normal ViT architecture, but the class token (class information) is not added in the initial layers. The class embeddings are added in the class attention module, later in the architecture. Their approach showed good results with a few numbers of parameters.

3.4.2. DAT (Deformable attention transformer)

Xia and co-authors proposed a data-dependent attention mechanism to focus on the regions that are more reliable⁵⁸. Their architecture has a modular design with each stage have a local attention layer followed by a deformable attention layer in each stage. The proposed DAT architecture showed exemplary performance on benchmark datasets.

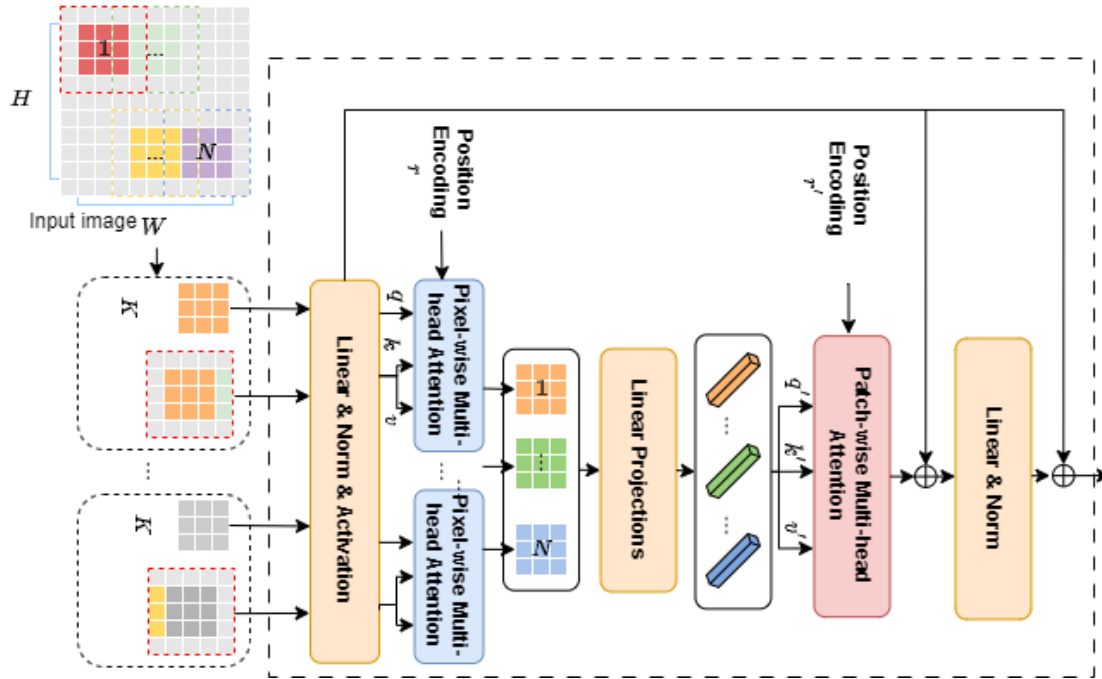


Figure 6: Architecture of patch-based Separable Transformer (SeT)

3.4.3. SeT (patch-based Separable Transformer)

Sun et al. used two different attention modules in their ViT architecture to fully capture global relationships in images⁵⁹ (Fig. 6). They proposed a pixel-wise attention module to learn local interactions in the initial layers. Later they utilized a patch-wise attention module to extract global level information. SeT showed superior results than other methods on several datasets, including ImageNet and MS COCO datasets.

3.5. Multi-transformer-based approaches

Many approaches utilized multiple ViTs in their architecture to improve their performance on various tasks that require multi-scale features. This section discusses such type of multi-transformer-based ViT architectures.

3.5.1. CrossViT

Chen and co-authors proposed a ViT architecture having dual branches which they named as CrossViT⁶⁰. The key innovation in the proposed model is the combination of image patches of different sizes, which enables CrossViT to generate highly domain-relevant features. The smaller and larger patch tokens are processed using two separate branches with varying computational complexities. The two branches are fused together multiple times using an efficient cross-attention module. This module enables the knowledge transfer between the branches by creating a non-patch token. The attention map generation is achieved linearly, rather than quadratically, through this process. This makes CrossViT more computationally efficient than other models that use quadratic attention.

3.5.2. Dual-ViT

The Dual Vision Transformer (Dual-ViT) is a new ViT architecture that reduces the computational cost of self-attention mechanisms⁶¹. This architecture utilizes two individual pathways to capture

global and local level information. The semantic branch learns the coarse details, whereas the pixel pathway captures more fine details in the images. both of these branches are integrated and trained in parallel. The proposed dualViT showed good results on ImageNet dataset with fewer parameters as compared to other existing models.

3.5.3. MMViT

Multiscale Multiview Vision Transformers (MMViT) incorporates multiscale feature maps and multiview encodings into transformer models. The MMViT model utilizes several feature extraction stages to process multiple views of the input at various resolutions in parallel. At each scale stage, a cross-attention block is utilized to fuse data across various perspectives. This approach enables the MMViT model to obtain high-dimensional representations of the input at multiple resolutions, leading to complex and robust feature representations.

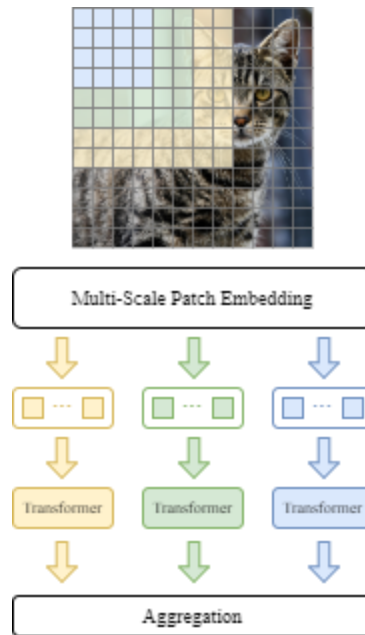


Figure 7: Architecture of Multi-transformer-based MPViT

3.5.4. MPViT

The Multi-Path Vision Transformer (MPViT) utilize multi-scale patching technique and multi-path-based ViT architecture to learn feature representations at different scales⁶². Their proposed multi-scale patching technique utilize CNNs to create feature maps at different scales (Fig. 7). Later they utilize multiple transformer encoders to process multi-scale patch embeddings. Lastly, they aggregate the outputs from each encoder to generate an aggregated output. The proposed MPViT demonstrated superior results as compared to existing approaches on ImageNet dataset.

3.6. Details and taxonomy of HVTs (CNN-Transformer architectures)

Hybrid vision transformers combine the strengths of both convolutional neural networks (CNNs) and transformer architectures to create models for capturing both the local patterns and global context in images. Hybrid vision transformers have gained valuable focus in the research community due to their promising results in several image-related tasks. Researchers have proposed a variety of architectures in this field by exploiting different approaches to merge CNNs and transformers^{63,64}. These approaches include, but are not limited to, replacing some CNN layers with transformer blocks⁶⁵, introducing a multi-attention mechanism in CNNs⁶⁶, or using CNNs to extract local features and transformers to capture long-range dependencies³³. In this regard, we define some subcategories based on the pattern of integration of convolution operation with vision transformer architectures. These include (1) early-layer integration, (2) lateral-layer integration, (3) sequential integration, (4) parallel integration, (5) block integration, (6) hierarchical integration, (7) attention-based integration, and (8) channel boosting integration.

3.6.1. Early-layer integration

Long-range dependencies in the images are well-captured by vision transformers, but since there is no inductive bias, training them needs a lot of data. On the other hand, CNNs inherent image-related inductive bias and capture high-level correlation present in the images locally. Therefore, researchers are focusing on designing hybrid vision transformers, to merge the benefits of both CNNs and transformers⁶⁷. A lot of work is done to find out the most optimal way to fuse the convolution and attention in the transformer architectures. CNNs can be utilized at different levels to incorporate the locality in the architectures. Various studies have suggested the idea that it is beneficial to first capture local patterns and then learn the long-range dependencies to have a more optimized local and global perspective of an image⁶⁸.

Hybrid ViT

The first vision transformer (ViT) was proposed by Dosovitskiy *et al* in 2020. In their work, they suggested the idea of considering image patches as sequences of tokens and feeding them into a transformer-based network to perform image recognition tasks. In their paper, they laid the foundation for hybrid vision transformers by presenting a hybrid version of ViT. In the hybrid architecture, the input sequences were obtained from CNN feature maps instead of raw image patches⁶⁹. The input sequence was created by flattening the feature maps spatially, and the patches were produced using a 1x1 filter. They utilized ResNet50 architecture to obtain the feature maps as input to ViT⁷⁰. In addition, they carried out extensive experiments to identify the optimal intermediate block for feature map extraction.

DETR

Carion et al. proposed a Detection Transformer (DETR) for performing object detection in natural images in 2020²². In their end-to-end proposed approach, they initially utilized a CNN to process

the input before feeding it to the ViT architecture. The feature maps from the CNN backbone were combined with fixed-sized positional embeddings to create input for the ViT encoder. The outputs from the ViT decoder were then fed to a feed-forward network to make final predictions. DETR showed better performance when compared to other revolutionary detection models like Faster R-CNN. Their detailed idea is depicted in Fig. 8.

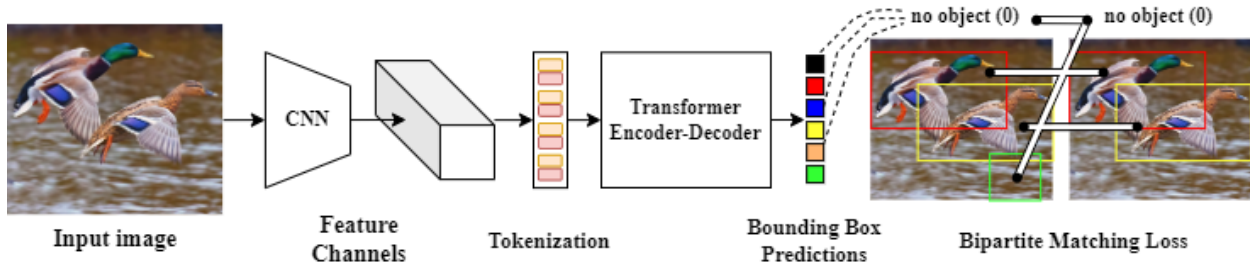


Figure 8: Architecture of DETR

LeViT

Graham et al. proposed a hybrid ViT “LeViT” in 2021³⁵. In their model, they utilized convolution layers initially for processing the input. The proposed architecture combined a CNN with the multi-head attention of ViT architecture to extract local as well as global features from the input image. The LeViT architecture at first utilized a four-layered CNN model to reduce the image resolution and to obtain local feature representations. These representations were then fed to a ViT-inspired multi-stage architecture with MLP and attention layers to generate output.

CPVT

CPVT was proposed by Chu et al. in their paper “Conditional Positional Encodings for Vision Transformers” in 2023²⁴. In their work, they devised a new scheme of conditional positional embeddings to improve the performance of ViTs (Fig. 9). In this regard, they proposed Positional Encoding Generators (PEGs) which utilized depth-wise convolutions to make positional embeddings more local and translational equivalent. They also developed a ViT based on the

proposed scheme that utilized their PEGs to incorporate more positional information into their architecture and showed good results. In addition, they also showed that instead of the class token, the global average pooling layer above the final MLP layer resulted in boosted performance. Xiao et al. in their study estimated that utilizing CNN layers at early layers in the ViTs can increase their performance⁷¹. For comparison, they replaced the convention patching of ViT with a convolutional stem and reported more generalized and enhanced performance.

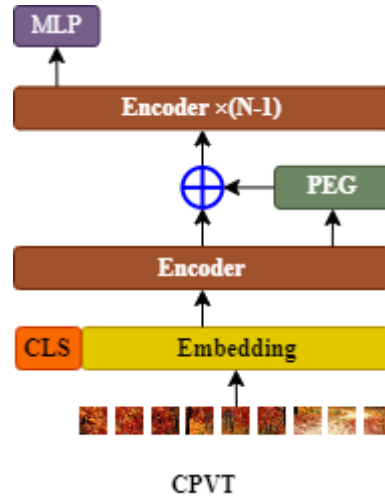


Figure 9: Architecture of CPVT

3.6.2. Lateral-layer integration

Models that use a CNN layer or block at the end of the transformer network, such as in place of the last linear layer, or as a post-processing layer fall under this category.

DPT

Ranftl et al. proposed a dense prediction transformer “DPT” for segmentation in natural images. DPT has an encoder-decoder-based design, with a ViT as the encoder and a CNN as the decoder. It captured the global perspective and long-range dependencies by the backbone architecture. The learned global representations were then decoded into image-based embeddings taken by utilizing

a CNN. Outputs from the ViT-based encoder were decoded at different levels to carry out dense predictions⁴³.

LocalViT

Li et al, in their research also incorporated locality into ViT architecture for image classification. The architecture of LocalViT is just like a conventional ViT, with its multi-head self-attention module specialized to capture global-level features of images. The feed-forward network in ViT encoders performs final predictions by taking input from the learned encodings from the attention module. LocalViT modifies its FFN by employing depth-wise convolution to incorporate local information into its architecture²⁷.

3.6.3. Sequential integration

This category describes some of the popular hybrid ViTs that leveraged the benefits of CNN in their ViT architectures by following some sequential integration⁷².

CoAtNet

Dai et al. carried out an extensive study to find out the most optimal and efficient way of merging convolutions and attention mechanisms in a single architecture to increase its generalization and capacity³⁷. In this regard, they introduced CoAtNet, by vertically stacking several convolutional and transformer blocks. For the convolutional blocks, they employed MBConv blocks which are based on depth-wise convolutions. Their findings suggested that stacking two convolutional blocks followed by two transformers blocks, sequentially showed efficient results.

CMT

Despite their successful performance, ViTs face three main issues, a) inability to capture low-level features by considering correlation in the local neighborhood, b) expensive in terms of computation and memory consumption due to their multi-head attention mechanism, c) and fixed

sized input tokens, embedding. To overcome these issues, there comes the boom of hybridization of CNNs and ViTs after 2021. Guo et al. in 2021 also proposed a hybrid ViT, named CMT (CNNs Meet Transformers)⁷³. Inspired by CNNs⁷⁴, CMT also consists of an initial stem block followed by the sequential stacking of the CNN layer and CMT block. The designed CMT block was inspired by the ViT architecture, therefore contained a lightweight multi-head attention block in place of conventional MSA, and the MLP layer was replaced with an inverted residual feed-forward network (IRFFN). In addition, a local perception unit (LPU) is added in the CMT block to increase the representation capacity of the network. The architecture is shown in Fig. 10.

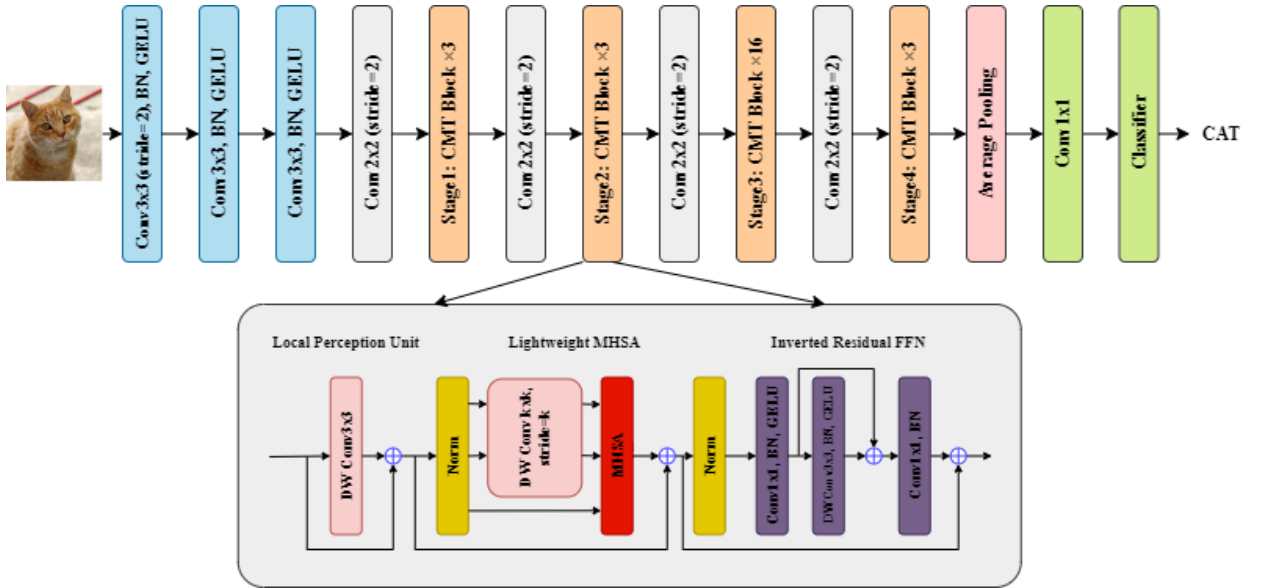


Figure 10: Architecture of CMT, with integration of CNN in sequential order

BoTNet

Since the convolutional layer captures low-level features that are the main building blocks of many structuring elements in the images, Srinivas et al, introduced a hybrid ViT, BoTNet (Bottleneck Transformers for Visual Recognition) to benefit both from the CNN and ViT⁷⁵. The architecture of BoTNet is simply a sequential combination of ResNet blocks where the attention mechanism is incorporated in the last three blocks. ResNet block contains two 1x1 convolutions and a 3x3

convolution. The multi-head self-attention “MHSA” is added in place of 3x3 convolution to capture long-term dependencies in addition to local features.

3.6.4. Parallel integration

This category includes the hybrid vision transformers that use both CNNs and transformer architectures in parallel and their predictions are then combined in the end⁷⁶.

Conformer

In 2021, Peng et al. conducted a study to perform visual recognition in natural images. In this regard, they proposed an architecture named, Conformer⁷⁷. Due to the popularity of ViTs the architecture of Conformer was also based on ViTs. To improve the perception capacity of the network, they integrated the benefits of CNN and to multi-head self-attention mechanism. Conformer, a hybrid ViT, contained two separate branches, a CNN branch to capture local perceptions and a transformer branch to capture global-level features. Subsequent connections were built from the CNN branch to the transformer branch to make each branch local-global context-aware. Final predictions were obtained from a CNN classifier and a transformer classifier. Cross-entropy loss function was used to train each classifier. Conformer showed better performance than other outperforming ViT architectures such as DeiT, and ViT.

Mobile-Former

Chen et al. proposed a concurrent hybrid ViT architecture with two different pathways for a CNN and transformer⁷⁸. Like other hybrid ViTs, Mobile-Former employed the CNN model to learn spatial correlation and used a transformer to capture long-term dependencies in the images, thus fusing both the local and global information. The CNN architecture was based on MobileNet, which uses inverted residual blocks with a reduced number of parameters. Information among both

the branches was synchronized using connections, which kept the CNN pathway aware of global information and the transformer aware of local information. Concatenated output from both branches followed by a pooling layer was then fed to a two-layer classifier for final predictions.

Fig. 11 shows their detailed architecture.

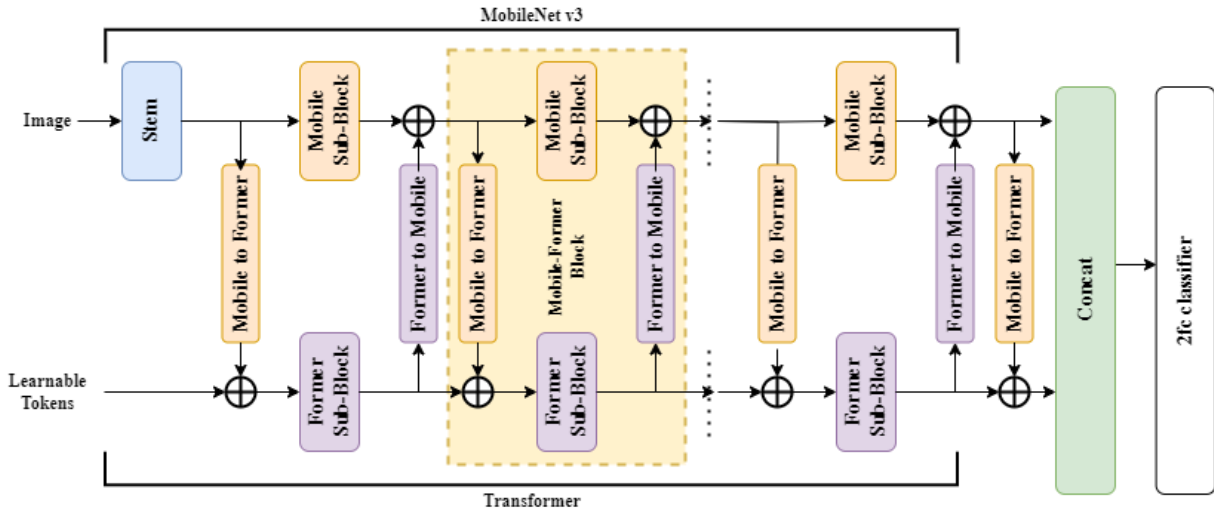


Figure 11: Architecture of Mobile-former (CNN and Transformer with parallel integration)

BossNAS:

Li et al. developed a search space (HyTra) to evaluate hybrid architectures and advised that each block should be trained separately⁷⁹. In every layer within the HyTra search space, they utilized CNN and transformer blocks with various resolutions in parallel and freely selectable form. This broad search area includes conventional CNNs with progressively smaller spatial scales and pure transformers with fixed content lengths.

3.6.5. Hierarchical integration

MaxViT

MaxViT is a variant of the Vision Transformer (ViT) architecture that was introduced by Tu et al., in their paper "Multi-Axis Attention Based Vision Transformer"⁴¹. It introduced the Multi-Axis

attention mechanism consisting of blocked local and dilated global attention. It proved to be an efficient and scalable attention mechanism as compared to previous architectures. A new hybrid block was introduced as a basic element, which consists of MBCConv-based convolution and Multi-Axis based attention. The basic hybrid block was repeated over multiple stages to obtain a hierarchical backbone, similar to CNN-based backbones that can be used for classification, object detection, segmentation, and generative modeling. MaxViT can see locally and globally across the whole network, including the earlier stages.

CvT

CvT was introduced by Wu et al. in 2021²⁶. The architecture of CvT contained several stages like CNNs to make up a hierarchical framework. They added convolution in their architecture in two ways. At first, they used a convolutional token embedding to extract token sequences, which not only incorporated locality in the network but also shortened the sequence length gradually. Secondly, they proposed a convolutional projection that used depth-wise separable convolution to replace the linear projection before each self-attention block in the encoder block. CvT outperformed other approaches for image recognition.

Visformer

Visformer was introduced as a vision-friendly Transformer⁸⁰. It had a modular design for efficient performance. The architecture had several modifications to a ViT network. Global average pooling was employed in place of classification token and they used batch normalization instead of in 2020. In addition, they utilized convolution instead of self-attention in each stage but adopted attention only in the last two stages. The convolution blocks were inspired by ResNeXt⁸¹.

ViTAE

The authors suggested a brand-new vision transformer called ViTAE, that combines two different basic cell types (shown in Fig. 12): reduction cells (RC) and normal cells (NC)⁸². RCs are used to

downscale input images and embed them into enriched multi-scale contextual tokens, while NCs are used to model local and long-term dependencies concurrently within the token sequence. The underlying structure of these two types of cells is also similar, consisting of parallel attention modules, convolutional layers, and an FFN. RC includes contextual information in tokens by utilizing several convolutions with different dilation rates in the pyramid reduction module. The authors also presented a more optimized version, ViTAEv2, that showed better performance than earlier method⁸³.

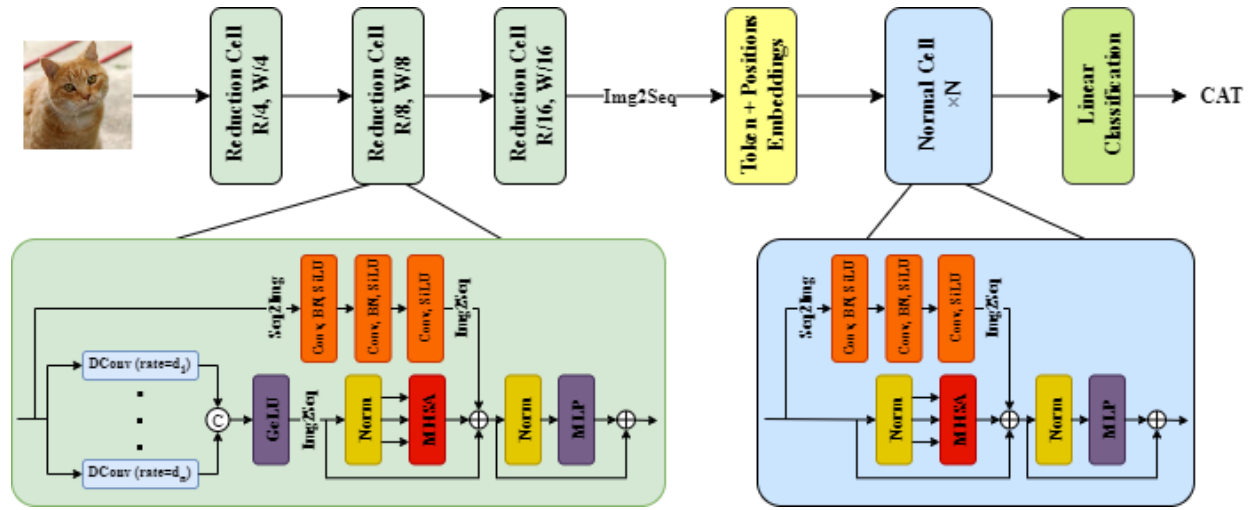


Figure 12: Architectural diagram of ViTaE

ConTNet

A novel Convolution-Transformer Network (ConTNet) is proposed for computer vision tasks to address the challenges faced in this area. The ConTNet is implemented by stacking multiple ConT blocks⁸⁴ (shown in Fig. 13). The ConT block treats the standard transformer encoder (STE) as an independent component similar to a convolutional layer. Specifically, a feature map is divided into several patches of equal size and each patch is flattened to a (super) pixel sequence, which is then input to the STE. After reshaping the patch embeddings, the resulting feature maps are then passed on to the next convolutional layer or to the STE module.

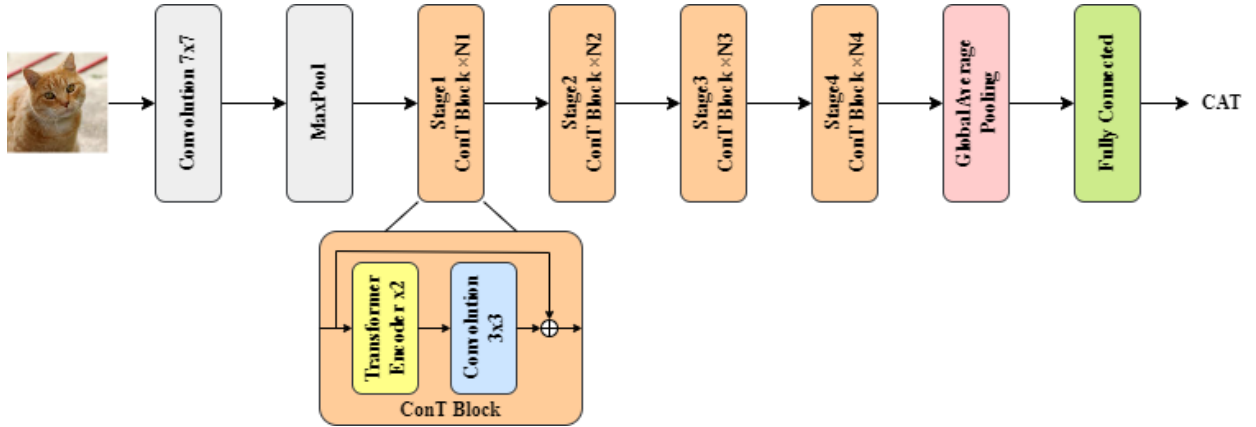


Figure 13: Architecture of ConTNet

MoCoViT

In this paper, the authors introduce the Mobile Convolutional Vision Transformer (MoCoViT), which combines the advantages of both mobile convolutional networks and transformer design to enhance performance and efficiency⁸⁵. They made two main modifications, 1) in their self-attention module and 2) in their feed-forward network to make the MoCoViT's transformer block lightweight and suitable for mobile devices. They introduced the Mobile Self-Attention (MoSA) module that uses a Branch Sharing technique to optimize the computation of the attention map. Secondly, their Mobile Feed Forward Network (MoFFN) acts as a mobile MLP in the transformer, to greatly decrease the computations.

3.6.6. Attention-based integration

This section discusses those HVT architectures, which have utilized CNNs in their attention mechanism to incorporate locality.

EA-AA-ResNet

Due to the limited generalizability of independent self-attention layers in capturing underlying dependencies between tokens, Wang et al. extended the attention mechanism by adding convolutional modules⁸⁶. Specifically, they adopted a convolutional unit with residual connections

to generalize the attention maps in each layer by exploiting the knowledge inherited from previous layers, named as Evolving Attention (EA). The proposed EA-AA-ResNet architecture extends attention mechanisms by bridging attention maps across different layers and learning general patterns of attention using convolutional modules.

ResT

A hybrid architecture that combines a ViT with a ResNet backbone, allowing it to capture both global and local features effectively ³⁶.

CeiT

CeiT “Convolution-enhanced image Transformer” was proposed by Yuan et al. in 2021 in their paper “Incorporating Convolution Designs into Visual Transformers”³³. The proposed CeiT combined the benefits of CNNs and ViTs in extracting low level features, capturing locality, and learning long-range dependencies. In their CeiT, they made three main advancements in a conventional ViT architecture. They modified the patch extraction scheme, the MLP layer and added a last layer above the ViT architecture. For patch extraction they proposed an Image-to-Tokens (I2T) module in which they utilized CNN-based blocks to process the inputs. Instead of utilizing raw input images, they used low-level features learned from the initial convolutional blocks to extract patches. I2T contained convolutional, max pooling, and batch normalization layers in its architecture to fully leverage the benefits of CNNs in ViTs. They utilized a Locally-enhanced Feed-Forward (LeFF) layer in place of the conventional MLP layer in the ViT encoder, in which depth-wise convolutions were utilized to capture more spatial correlation. In addition, a last class token attention (LCA) layer was devised to systematically combine the outputs from different layers of ViT. CeiT not only showed promising results on several image and scene

recognition datasets (including ImageNet, CIFAR, and Oxford-102) but is also computationally efficient as compared to ViT.

3.6.7. Channel boosting-based integration

Channel boosting (CB) is an idea used in deep learning to increase the representation learning ability of CNN models. In CB, besides the original channels, boosted channels are generated using transfer learning-based auxiliary learners to capture diverse and complex patterns from images. CB-based CNNs (CB-CNN) have shown outstanding performance in various vision-related tasks.

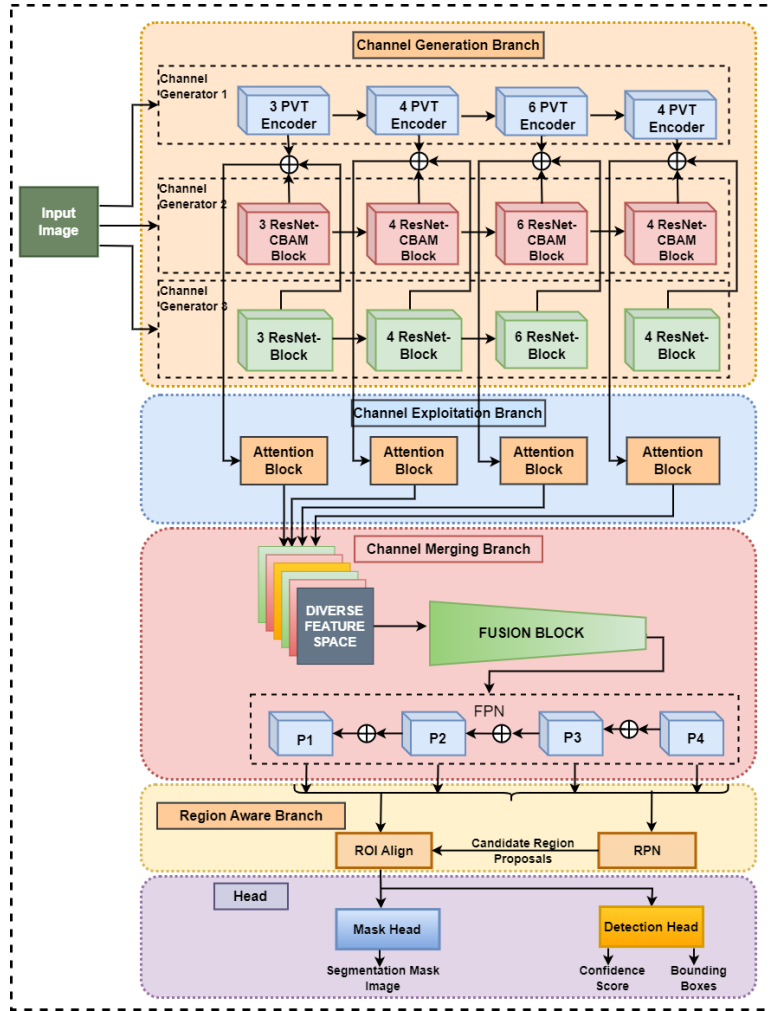


Figure 14: Overview of CB-HVT, where CNN is integrated with Transformer architecture using channel boosting

In a study by Liaquat et al., they proposed a CB-based HVT architecture⁸⁷. In CB-HVT they utilized CNNs and ViT-based auxiliary learners to generate boosted channels. The CNN-based channels captured local-level diversity in the image patterns, whereas PVT-based channels learned global-level contextual information. Overview of their architecture is shown in Fig. 14. The authors evaluated CB-HVT on the lymphocyte assessment dataset where it showed outstanding performance.

4. Applications of HVTs

Hybrid vision transformers have become more and more common in recent years across a range of vision-based applications^{88,89}, including image and video recognition, object detection, segmentation, image restoration, and medical image analysis. Convolutional neural networks (CNNs) and transformer-based modules are combined to create hybrid vision transformers, a potent approach that can interpret intricate visual patterns. Some notable applications for hybrid vision transformers are discussed below.

4.1. Image/video recognition:

CNNs have been extensively utilized for image and video processing due to their capability to automatically extract complex information from visual data^{90–93}. Nevertheless, ViTs have revolutionized the field of computer vision by achieving outstanding performance on various challenging tasks, including image and video recognition^{19,94–98}. The success of ViTs can be attributed to their self-attention mechanism, which enables them to capture long-range dependence in images. In recent years, hybrid vision transformers (HVTs) have gained popularity, as they combine the power of both CNNs and transformers. Various methods have been proposed based on HVTs for recognition in both images and videos^{99–107}. Xiong et al. proposed a hybrid multi-modal approach based on ViT and CNN to enhance fine-grained 3D object recognition¹⁰⁸. Their

approach encodes the global information of the object using the ViT network and the local representation of the object using a CNN network through both RGB and depth views of the object. Their technique outperforms both CNN-only and ViT-only baselines. In another technique Tiong et al. presented a novel hybrid attention vision transformer (HA-ViT) to carry out face-periocular cross identification¹⁰⁹. HA-ViT utilizes depth-wise convolution and convolution-based multi-head attention concurrently in its hybrid attention module in parallel to integrate local and global features. The proposed methodology outperforms three benchmark datasets in terms of FPCI accuracy. Wang et al. proposed a novel approach for visual place recognition using an HVT-based architecture¹¹⁰. Their method aims to improve the robustness of visual place recognition system by combining both CNN and ViT to capture local details, spatial context, and high-level semantic information. In order to recognize vehicles Shi et al. developed a fused network that used SE-CNN architecture for feature extraction followed by the ViT architecture to capture global contextual information¹¹¹. Experimental results showed the efficiency of their proposed approach in terms of good accuracy for road recognition task.

4.2. Image generation

Image generation is an interesting task in computer vision and can serve as a baseline for many downstream tasks¹¹². Generative adversarial networks (GANs) are considered as the best option for image generation^{113,114}; however, transformer-based GANs have also shown outstanding performance in this task^{56,115–117}. Recently, researchers have also utilized HVT-based GANs and demonstrated outstanding performance on various benchmark datasets^{118,119}. Torbunov, et al. reported UVCGAN, a hybrid GAN model, for image generation¹²⁰. The architecture of the UVCGAN model is based on the original CycleGAN model¹²¹ with some modifications. The generator of UVCGAN is a hybrid architecture based on a UNet¹²² and a ViT bottleneck¹²³.

Experimental results demonstrated its superior performance compared to earlier best performing models while retaining a strong correlation between the original and generated images. In another work, SwinGAN was introduced for MRI reconstruction by Zhao, et al¹²⁴. They utilized Swin Transformer U-Net- based generator network and CNN-based discriminator network. The generated MRI images by SwinGAN showed good reconstruction quality due to its ability to capture more effective information. Tu et al. combined Swin transformer and CNN layers in their proposed SWCGAN¹¹⁸. In their architecture they utilized CNN layers initially to capture local level features and then in later layers utilized Residual Dense Swin Transformer Blocks “RDST” to capture global level features. The developed method showed good reconstruction performance compared to existing approaches in remote sensing images. Recently, Bao et al. proposed a spatial attention-guided CNN-Transformer aggregation network (SCTANet) to reconstruct facial images¹²⁵. They utilized both CNN and transformer in their Hybrid Attention Aggregation (HAA) block for deep feature extraction. Their experimental results demonstrated better performance than other techniques. Zheng et al. in their approach presented a HVT-based GAN network for medical image generation¹²⁶. In their approach, named L-former they utilize transformers in the shallow layers and CNNs in the deeper layers. Their approach demonstrated outperformance as compared to conventional GAN architectures.

4.3. Image segmentation:

Although CNNs and ViT-based approaches have shown exceptional performance in complex image-related tasks such as image segmentation, there is currently an emphasis on combining the strengths of both approaches to achieve boosted performance^{127–129}. In this regard, Wang et al. presented a new semantic segmentation method called DualSeg for grapes segmentation¹³⁰. Their method combines Swin Transformer and CNN to leverage the advantages of both global and local

features. In another work, Zhou and co-authors proposed a hybrid approach named SCDeepLab to segment tunnel cracks¹³¹. Their approach outperformed other CNN-only and transformer-only-based models in segmenting cracks in tunnel lining. Feng et al. carried out segmentation recognition in metal couplers to detect fracture surfaces¹³². To this end, they proposed an end-to-end HVT-based approach by utilizing a CNN for automatic feature extraction and a hybrid convolution and transformer (HCT) module for feature fusion and global modeling. Recently, Xia and Kim developed Mask2Former, an HVT approach, to address the limitations of ViT or CNN-based systems¹³³. The developed approach achieved state-of-the-art results on both the ADE20K and Cityscapes datasets for semantic and panoptic segmentation tasks. Yuan et al. proposed an HVT-based method called MCAFNet for semantic segmentation of remote sensing images¹³⁴.

4.4. Image Restoration

A crucial task in computer vision is image restoration, which tends to restore the original image from its corrupted version. Image restoration-based systems have shifted from the use of CNNs to ViT models, and more recently to hybrid transformers that combine the strengths of both CNNs and transformers. Yi et al. proposed an auto-encoder based hybrid method to carry out single infrared image blind deblurring¹³⁵. Their approach utilizes hybrid convolution-transformer blocks for extracting context-related information between the objects and their backgrounds. To hasten the convergence of the training process and achieve superior image deblurring outcomes, the study also incorporated a multi-stage training technique and mixed error function. In another technique, Chen et al. developed an efficient image restoration architecture called Dual-former, which combines the local modeling ability of convolutions and the global modeling ability of self-attention modules¹³⁶. The proposed architecture achieves superior performance on multiple image restoration tasks while consuming significantly fewer GFLOPs than previously presented

methods. To address the issue of high computational complexity Fang et al. utilized a hybrid network, HNCT, for lightweight image super-resolution¹³⁷. HNCT leverages the advantages of both CNN and ViT and extract features that consider both local and non-local priors, resulting in a lightweight yet effective model for super-resolution. Experimental results demonstrate that HNCT shows higher performance compared to state-of-the-art approaches while using fewer parameters. Zhao et al. developed a hybrid denoising model, called Transformer Encoder and Convolutional Decoder Network (TECDNet), for efficient and effective real image denoising¹³⁸. TECDNet attained state-of-the-art denoising results while maintaining relatively low computational cost. Recently, Chen et al. presented an end-to-end HVT-based image fusion approach for infrared and visible image fusion¹³⁹. The proposed technique consists of a CNN module with two branches to extract coarse features, and a ViT module to obtain global and spatial relationships in the image. Their method was able to focus on global information and overcome the flaws of CNN-based methods. In addition, to retain the textural and spatial information a specialized loss function is designed.

4.5. Feature extraction

Feature extraction is essential in computer vision to identify and extract relevant visual information from images. Initially CNNs were used for this purpose, but now transformers have gained attention due to their impressive results in image classification as well as other applications like pose estimation, and face detection¹⁴⁰s.

Li and Li, in their work presented a hybrid approach, ConVit, to merge the advantages of both CNNs and transformers for effective feature extraction to identify crop disease¹⁴¹. The experimental results of the developed approach showed good performance in plant disease identification task. A cascaded approach was proposed by Li et al. for recaptured scene image

identification¹⁴². In their approach they initially employed CNN layers to extract local features and later in the deeper layers they utilized transformer blocks to learn global level image representations. High accuracy value of their proposed approach demonstrated its effectiveness in identifying recaptured images. Li and co-authors developed HVT architecture to detect defects in strip steel surfaces. Their approach utilized a CNN module, followed by a patch embedding block and two transformer blocks to extract high domain relevant features. Their experiments showed good classification performance as compared to existing methods. Recently, Rajani et al. in their approach, proposed an encoder-decoder approach for categorizing different seafloor types. Their developed method is a ViT-based architecture with its MLP block replaced with CNN-based feature extraction module. The modified architecture achieves outstanding results while meeting real-time computational requirements.

4.6. Medical image analysis:

CNN-based approaches have been frequently employed for analyzing medical images due to their capability to capture diverse and complex patterns^{8,143,144}. However, due to the need for modeling global level image representations, researchers have been inspired to utilize Transformers in the medical image analysis domain^{145–149}. Recently, several studies have proposed integrating CNNs and transformers to capture both local and global image features in medical images, allowing for more comprehensive analysis^{150–159}. These hybrid architectures (CNN-transformer) have shown tremendous performance in number of medical images-related applications^{160–163}. Tragakis, et al. proposed a novel Fully Convolutional Transformer (FCT) approach to segment medical images¹⁶⁴. FCT adapted both ViT and CNN in its architecture by combining the ability of CNNs in learning effective image representations with the ability of Transformers to capture long-term dependencies. The developed approach showed outstanding performance on various medical

challenge datasets as compared to other existing architectures. In another work, Heidari, et al. proposed HiFormer, an HVT to capture multi-scale feature representations by utilizing a Swin Transformer module and a CNN-based encoder¹⁶⁵. Experimental results demonstrated the effectiveness of HiFormer in segmenting medical images in various benchmark datasets. In their paper, Yang and colleagues presented a novel hybrid approach called TSEDeepLab, which combines convolutional operations with transformer blocks to analyze medical images¹⁶⁶. Specifically, the approach utilizes convolutional layers in the early stages for learning local features, which are then processed by transformer blocks to extract global patterns. Their approach demonstrated exceptional segmentation accuracy and strong generalization performance on multiple medical image segmentation datasets.

4.7. Object Detection:

Object detection is a crucial computer vision task with a wide range of real-world applications such as surveillance, robotics, and autonomous driving. ViTs have also shown impressive performance in object detection due to its self-attention mechanism that allows them to capture long-range dependencies between image pixels and identify complex object patterns across the entire image^{22,167,168}. Recently, there has been a lot of interest in HVTs for combining CNNs with self-attention mechanisms to improve object detection performance^{169–173}. Beal et al. proposed a HVT approach named as ViT-FRCNN for object detection in natural images. In their approach they utilized a ViT-based backbone for a Faster R-CNN object detector. ViT-FRCNN showed improved detection results with a better generalization ability¹⁷⁴. Chen et al. introduced a single-stage hybrid detector for detection in remote sensing images. their proposed approach, MDCT leveraged both the CNNs and transformers in its architecture and showed better performance as compared to other single-stage detectors¹⁷⁵. Lu et al. developed an HVT-based approach for object

detection in unmanned aerial vehicle (UAV) images¹⁷⁶. The proposed approach utilized a transformer-based backbone to extract features with global level information, which were then fed to FPN for multi-scale feature learning. The proposed method demonstrated good performance as compared to earlier approaches. Yao and his colleagues proposed a fusion network that utilize individual transformer and CNN-based branches to learn global and local level features¹⁷⁷. Experimental results showed satisfactory performance of the developed method as compared to other methods.

4.8. Pose Estimation:

Human pose estimation tends to identify important points in various scenarios. Both CNNs and transformers have shown exemplary performance in pose estimation task^{178–180}. Currently researchers are focusing to combine CNNs and transformers in a unified method to incorporate both local and global level information for accurate pose estimation^{181–184}. Zhao et al. presented a new Dual-Pipeline Integrated Transformer “DPIT” for human pose estimation¹⁸⁵. In Zhao’s approach initially two CNN-based branches are employed to extract local features followed by the transformer encoder blocks to capture long range dependencies in the image¹⁸⁶. In another technique Wang and coauthors used a CNN and a transformer branch to learn local and global image representations, which were then integrated to generate the final output. Their approach demonstrated significant improvement as compared to other existing approaches. Hampali and coauthors developed a hybrid pose estimation method, named as Keypoint Transformer¹⁸⁷. In the proposed method they utilized both CNN and transformer-based modules to efficiently estimate human joints as 2D keypoints. Experimental results showed state-of-the-art results of this approach on benchmark datasets including InterHand2.6M.

5. Challenges

Some challenges for vision transformers with a focus on integrating convolutional operations into their architecture are given below:

- Transformers have high modelling capacity but suffer from low image specific inductive bias compared to CNNs. Therefore, a sufficient amount of data is required for the training of transformers to capture image-specific features. Transformers show poor performance compared to CNNs when a limited amount of training data is available.
- Transformers involve dense matrix multiplication to model data dependencies. This incurs quadratic computational complexity and causes a significant overhead on memory. This prohibits the modelling of high-resolution images and their use in dense application such as volumetric analysis and segmentation.
- Transformers are computationally costly and require strong hardware resources such as GPUs for training and deployment. This prohibits the deployment of transformers in real-world applications and makes it hard to deploy them on edge devices.
- Convolutional processes must be integrated into vision transformers in an efficient manner, which is one of the difficulties in doing so. The current methods either use hybrid architectures that blend convolutional and transformer layers or add convolutional layers before the transformer blocks. The transformer architecture, which only relies on self-attention to capture long-range relationships, may not be completely capturing the image contents.
- A major challenge faced by HVT architectures is the efficient merging of learned features from both transformer and convolutional layers. While the transformer layers learn global

features that are independent of spatial location, convolutional layers learn local features that are spatially correlated. Combining these traits effectively can potentially result in improved performance on vision tasks.

- CNNs have the advantage of being able to process inputs of various sizes, which makes them suitable for a wide range of tasks. In contrast, ViTs require fixed-size inputs, which can limit their applicability for certain tasks. To address this limitation, researchers are exploring ways to optimize the HVT architecture to handle inputs of various sizes.
- The large learning capacity of HVTs enables them to process complex image data with high accuracy. However, this also means that they require large training datasets to effectively learn and generalize from this data. This can be a challenge, particularly in the case of medical images where acquiring annotated data is often difficult and time-consuming. The need for large amounts of labeled data can be a significant overhead in terms of resources and time, hindering the development and application of HVTs in medical image analysis.
- Finally, there is still a lot of room for investigating new architectures that creatively combine convolutional and transformer layers. For instance, recent research has looked at the usage of transformer layers with different attention spans and convolutional filters with learnt kernel sizes. The performance of vision tasks may be further enhanced by investigating novel architectures.

6. Future directions

Vision transformers are large in size having billions of parameters. There is a need to pay attention towards designing light weight architectures. The high complexity causes latency in inference and significant overhead on energy consumption. There is a need to explore new and innovative design

principles for efficient transformers with significant inference rate. This is needed for the implementation of transformations in real world applications, edge devices and limited computational capacity systems such as satellites.

Knowledge distillation is also one of the promising approaches to generate data-efficient or tiny size models with appropriate inductive biases. Knowledge distillation unleashes the knowledge of a high capacity model to a small size model thus empowering the capacity to perform with high fidelity.

Vision transformers are high-capacity models however lack image specific inductive bias, harbored by CNNs. HVTs has the potential to incorporate the capacities of both CNN and transformers and poised to make significant contributions to the field of image analysis and computer vision. However, to fully realize their potential, it is necessary to explore suitable ways in which the convolution and self-attention mechanisms can be aligned for specific vision applications. The HVT's local and global processing capabilities make them quite promising for a wide range of vision applications, with potential benefits beyond vision-related tasks.

To further enhance the performance of HVTs, it is important to gain a deeper understanding of image content and associated operations, which can help in devising better hybrid and deep architectures. The investigation of the potential utilization of hand-crafted operators in combination with the hybrid and dynamic feature extraction mechanisms of CNN-Transformer architectures may be particularly important in the near future. Developing new and effective blocks using both convolution and self-attention mechanisms is also a promising area for research.

In summary, the future of HVTs looks bright, with immense potential for various applications in the field of image analysis and beyond. To maximize their benefits, research efforts should focus

on aligning the convolution and self-attention mechanisms for specific vision tasks, gaining a deeper understanding of image content and operations, and developing new and effective blocks that incorporate both convolution and self-attention mechanisms.

7. Conclusion

The ViT has garnered significant attention within the research community due to its superior performance over CNN based systems in certain image-related tasks. The multi-head attention module incorporated in ViT architectures allows for the modeling of global interactions within images, which contributes to its success. In order to enhance their performance, various architectural improvements have been implemented in ViT, including different patch-based approaches, knowledge distillation-based approaches, attention-based approaches, multi-transformer-based approaches, and hybrid approaches. This paper not only delves into the architectural taxonomy of ViTs, but also explores the fundamental concepts that underlie ViT architectures.

While ViTs have impressive learning capacities, they often suffer from poor generalization due to their lack of inductive bias that can capture local relations in images. As a result, these models require vast amounts of data to train and can be computationally expensive. To address these challenges, researchers have developed HVTs, also known as CNN-Transformers, which leverage both self-attention and convolution mechanisms to learn both local and global information.

Several studies have proposed ways to integrate convolution specific inductive bias into transformers to improve their generalization and capacity. Integration methodologies include early-layer integration, lateral-layer integration, sequential integration, parallel integration, hierarchical integration, and channel boosting-based integration. Along with introducing

taxonomy for HVT architectures based on their integration methodology, we also provide an overview of how they are used in various real-world computer vision applications. Despite current challenges, we believe that HVTs have enormous potential due to their capability to perform learning at both local and global levels.

References

1. Bhatt, D. *et al.* CNN Variants for Computer Vision: History, Architecture, Application, Challenges and Future Scope. *Electron. 2021, Vol. 10, Page 2470* **10**, 2470 (2021).
2. Khan, A., Sohail, A., Zahoor, U. & Qureshi, A. S. A survey of the recent architectures of deep convolutional neural networks. *Artif. Intell. Rev.* **53**, 5455–5516 (2020).
3. Khan, A. *et al.* A Survey of Deep Learning Techniques for the Analysis of COVID-19 and their usability for Detecting Omicron. <https://doi.org/10.1080/0952813X.2023.2165724> (2023). doi:10.1080/0952813X.2023.2165724
4. Khan, S. H. *et al.* Malaria parasite classification framework using a novel channel squeezed and boosted CNN. *Microscopy* (2022). doi:10.1093/JMICRO/DFAC027
5. Zahoor, M. M. *et al.* A New Deep Hybrid Boosted and Ensemble Learning-Based Brain Tumor Analysis Using MRI. *Sensors 2022, Vol. 22, Page 2726* **22**, 2726 (2022).
6. Liu, X., Deng, Z. & Yang, Y. Recent progress in semantic image segmentation. *Artif. Intell. Rev.* **52**, 1089–1106 (2018).
7. Sohail, A., Khan, A., Nisar, H., Tunku, U. & Rahman, A. Mitotic Nuclei Analysis in Breast Cancer Histopathology Images using Deep Ensemble Classifier Mitotic Nuclei Analysis in Breast Cancer Histopathology Images using Deep Ensemble Classifier. (2021). doi:10.1016/j.media.2021.102121
8. Rauf, Z. *et al.* Attention-guided multi-scale deep object detection framework for lymphocyte analysis in IHC histological images. *Reprod. Syst. Sex. Disord.* **72**, 27–42 (2023).
9. Khan, S. H., Khan, A., Lee, Y. S., Hassan, M. & jeong, W. K. Segmentation of Shoulder Muscle MRI Using a New Region and Edge based Deep Auto-Encoder. (2021).
10. Simonyan, K. & Zisserman, A. Very Deep Convolutional Networks for Large-Scale Image Recognition. *3rd Int. Conf. Learn. Represent. ICLR 2015 - Conf. Track Proc.* (2014).
11. Vaswani, A. *et al.* Attention is All you Need. *Adv. Neural Inf. Process. Syst.* **30**, (2017).
12. Parmar, N. *et al.* Image transformer. *35th Int. Conf. Mach. Learn. ICML 2018* **9**, 6453–6462 (2018).

13. Liu, Y. *et al.* A Survey of Visual Transformers. (2021). doi:10.1109/TNNLS.2022.3227717
14. Dosovitskiy, A. *et al.* An Image is Worth 16x16 Words: Transformers for Image Recognition at Scale. (2020). doi:10.48550/arxiv.2010.11929
15. Ye, L., Rochan, M., Liu, Z. & Wang, Y. Cross-Modal Self-Attention Network for Referring Image Segmentation. *Proc. IEEE Comput. Soc. Conf. Comput. Vis. Pattern Recognit.* **2019-June**, 10494–10503 (2019).
16. Bi, J., Zhu, Z. & Meng, Q. Transformer in Computer Vision. *2021 IEEE Int. Conf. Comput. Sci. Electron. Inf. Eng. Intell. Control Technol. CEI 2021* 178–188 (2021). doi:10.1109/CEI52496.2021.9574462
17. Aleissae, A. A. *et al.* Transformers in Remote Sensing: A Survey. (2022). doi:10.3390/rs15071860
18. Islam, K. Recent Advances in Vision Transformer: A Survey and Outlook of Recent Work. (2022).
19. Ulhaq, A., Akhtar, N., Pogrebna, G. & Mian, A. Vision Transformers for Action Recognition: A Survey. (2022).
20. Du, Y., Liu, Z., Li, J. & Zhao, W. X. A Survey of Vision-Language Pre-Trained Models. *IJCAI Int. Jt. Conf. Artif. Intell.* 5436–5443 (2022). doi:10.24963/ijcai.2022/762
21. Jiang, K., Peng, P., Lian, Y. & Xu, W. The encoding method of position embeddings in vision transformer. *J. Vis. Commun. Image Represent.* **89**, 103664 (2022).
22. Carion, N. *et al.* End-to-End Object Detection with Transformers. *Lect. Notes Comput. Sci. (including Subser. Lect. Notes Artif. Intell. Lect. Notes Bioinformatics)* **12346 LNCS**, 213–229 (2020).
23. Wu, K., Peng, H., Chen, M., Fu, J. & Chao, H. Rethinking and Improving Relative Position Encoding for Vision Transformer. *Proc. IEEE Int. Conf. Comput. Vis.* 10013–10021 (2021). doi:10.1109/ICCV48922.2021.00988
24. Chu, X. *et al.* Conditional Positional Encodings for Vision Transformers. (2021).
25. Islam, M. A., Kowal, M., Jia, S., Derpanis, K. & Bruce, N. D. B. Position, Padding and Predictions: A Deeper Look at Position Information in CNNs. *ArXiv* (2021).
26. Wu, H. *et al.* CvT: Introducing Convolutions to Vision Transformers. *Proc. IEEE Int. Conf. Comput. Vis.* 22–31 (2021). doi:10.48550/arxiv.2103.15808

27. Li, Y., Zhang, K., Cao, J., Timofte, R. & Van Gool, L. LocalViT: Bringing Locality to Vision Transformers. (2021). doi:10.48550/arxiv.2104.05707
28. Wang, W. *et al.* PVT v2: Improved Baselines with Pyramid Vision Transformer. *Comput. Vis. Media* **8**, 415–424 (2021).
29. Chu, X. *et al.* Twins: Revisiting the Design of Spatial Attention in Vision Transformers. *Adv. Neural Inf. Process. Syst.* **12**, 9355–9366 (2021).
30. Vaswani, A. *et al.* Attention Is All You Need. *Adv. Neural Inf. Process. Syst.* **2017-December**, 5999–6009 (2017).
31. Khan, S. *et al.* Transformers in Vision: A Survey. *ACM Comput. Surv.* **54**, (2021).
32. Jiang, K., Peng, P., Lian, Y. & Xu, W. The encoding method of position embeddings in vision transformer. *J. Vis. Commun. Image Represent.* **89**, 103664 (2022).
33. Yuan, K. *et al.* Incorporating Convolution Designs into Visual Transformers. *Proc. IEEE Int. Conf. Comput. Vis.* 559–568 (2021). doi:10.1109/ICCV48922.2021.00062
34. Hassani, A. *et al.* Escaping the Big Data Paradigm with Compact Transformers. (2021).
35. Graham, B. *et al.* LeViT: a Vision Transformer in ConvNet’s Clothing for Faster Inference. *Proc. IEEE Int. Conf. Comput. Vis.* 12239–12249 (2021).
36. Zhang, Q. L. & Yang, Y. Bin. ResT: An Efficient Transformer for Visual Recognition. *Adv. Neural Inf. Process. Syst.* **19**, 15475–15485 (2021).
37. Dai, Z., Liu, H., Le, Q. V. & Tan, M. CoAtNet: Marrying Convolution and Attention for All Data Sizes. *Adv. Neural Inf. Process. Syst.* **5**, 3965–3977 (2021).
38. Huang, Z. *et al.* Shuffle Transformer: Rethinking Spatial Shuffle for Vision Transformer. (2021).
39. Xu, W., Xu, Y., Chang, T. & Tu, Z. Co-Scale Conv-Attentional Image Transformers. *Proc. IEEE Int. Conf. Comput. Vis.* 9961–9970 (2021). doi:10.1109/ICCV48922.2021.00983
40. Chu, X. *et al.* Twins: Revisiting the Design of Spatial Attention in Vision Transformers. *Adv. Neural Inf. Process. Syst.* **12**, 9355–9366 (2021).
41. Tu, Z. *et al.* MaxViT: Multi-Axis Vision Transformer. *Lect. Notes Comput. Sci. (including Subser. Lect. Notes Artif. Intell. Lect. Notes Bioinformatics)* **13684 LNCS**, 459–479 (2022).

42. Zhou, D. *et al.* DeepViT: Towards Deeper Vision Transformer. (2021).
43. Wang, W. *et al.* Pyramid Vision Transformer: A Versatile Backbone for Dense Prediction without Convolutions. *Proc. IEEE Int. Conf. Comput. Vis.* 548–558 (2021). doi:10.48550/arxiv.2102.12122
44. Ren, P. *et al.* Beyond Fixation: Dynamic Window Visual Transformer. *Proc. IEEE Comput. Soc. Conf. Comput. Vis. Pattern Recognit.* **2022-June**, 11977–11987 (2022).
45. Zhang, Q., Xu, Y., Zhang, J. & Tao, D. VSA: Learning Varied-Size Window Attention in Vision Transformers. *Lect. Notes Comput. Sci. (including Subser. Lect. Notes Artif. Intell. Lect. Notes Bioinformatics)* **13685 LNCS**, 466–483 (2022).
46. Yuan, L. *et al.* Tokens-to-Token ViT: Training Vision Transformers from Scratch on ImageNet. *Proc. IEEE Int. Conf. Comput. Vis.* 538–547 (2021). doi:10.48550/arxiv.2101.11986
47. Han, K. *et al.* Transformer in Transformer. *Adv. Neural Inf. Process. Syst.* **19**, 15908–15919 (2021).
48. Chen, Z. *et al.* DPT: Deformable Patch-based Transformer for Visual Recognition. *MM 2021 - Proc. 29th ACM Int. Conf. Multimed.* 2899–2907 (2021). doi:10.1145/3474085.3475467
49. Yang, S., Guo, W. & Ren, Y. CrowdFormer: An Overlap Patching Vision Transformer for Top-Down Crowd Counting. *IJCAI Int. Jt. Conf. Artif. Intell.* **2**, 1545–1551 (2022).
50. Habib, G., Saleem, T. J. & Lall, B. Knowledge Distillation in Vision Transformers: A Critical Review. (2023).
51. Touvron, H. *et al.* Training data-efficient image transformers & distillation through attention. (2020). doi:10.48550/arxiv.2012.12877
52. Lin, S. *et al.* Knowledge Distillation via the Target-aware Transformer. *Proc. IEEE Comput. Soc. Conf. Comput. Vis. Pattern Recognit.* **2022-June**, 10905–10914 (2022).
53. Wu, K. *et al.* TinyViT: Fast Pretraining Distillation for Small Vision Transformers. *Lect. Notes Comput. Sci. (including Subser. Lect. Notes Artif. Intell. Lect. Notes Bioinformatics)* **13681 LNCS**, 68–85 (2022).
54. Liu, Z. *et al.* Swin Transformer: Hierarchical Vision Transformer using Shifted Windows. *Proc. IEEE Int. Conf. Comput. Vis.* 9992–10002 (2021). doi:10.48550/arxiv.2103.14030

55. Song, Z., Yu, J., Chen, Y. P. P. & Yang, W. Transformer Tracking with Cyclic Shifting Window Attention. *Proc. IEEE Comput. Soc. Conf. Comput. Vis. Pattern Recognit.* **2022-June**, 8781–8790 (2022).
56. Jiang, Y., Chang, S. & Wang, Z. TransGAN: Two Pure Transformers Can Make One Strong GAN, and That Can Scale Up. *Adv. Neural Inf. Process. Syst.* **18**, 14745–14758 (2021).
57. Touvron, H., Cord, M., Sablayrolles, A., Synnaeve, G. & Jégou, H. Going deeper with Image Transformers. *Proc. IEEE Int. Conf. Comput. Vis.* 32–42 (2021). doi:10.48550/arxiv.2103.17239
58. Xia, Z., Pan, X., Song, S., Li, L. E. & Huang, G. Vision Transformer with Deformable Attention. *Proc. IEEE Comput. Soc. Conf. Comput. Vis. Pattern Recognit.* **2022-June**, 4784–4793 (2022).
59. Sun, S., Yue, X., Zhao, H., Torr, P. H. S. & Bai, S. Patch-based Separable Transformer for Visual Recognition. *IEEE Trans. Pattern Anal. Mach. Intell.* (2022). doi:10.1109/TPAMI.2022.3231725
60. Chen, C. F., Fan, Q. & Panda, R. CrossViT: Cross-Attention Multi-Scale Vision Transformer for Image Classification. *Proc. IEEE Int. Conf. Comput. Vis.* 347–356 (2021). doi:10.48550/arxiv.2103.14899
61. Yao, T. *et al.* Dual Vision Transformer. (2022).
62. Lee, Y., Kim, J., Willette, J. & Hwang, S. J. MPViT: Multi-Path Vision Transformer for Dense Prediction. *Proc. IEEE Comput. Soc. Conf. Comput. Vis. Pattern Recognit.* **2022-June**, 7277–7286 (2021).
63. Si, C. *et al.* Inception Transformer. (2022).
64. Heo, B. *et al.* Rethinking Spatial Dimensions of Vision Transformers. *Proc. IEEE Int. Conf. Comput. Vis.* 11916–11925 (2021). doi:10.48550/arxiv.2103.16302
65. Liu, Y. *et al.* Vision Transformers with Hierarchical Attention. (2021).
66. Zhang, K., Su, Y., Guo, X., Qi, L. & Zhao, Z. MU-GAN: Facial Attribute Editing Based on Multi-Attention Mechanism. *IEEE/CAA J. Autom. Sin.* **8**, 1614–1626 (2021).
67. Pan, X. *et al.* On the Integration of Self-Attention and Convolution. 815–825 (2022).
68. Peng, Z. *et al.* Conformer: Local Features Coupling Global Representations for Recognition and Detection. *IEEE Trans. Pattern Anal. Mach. Intell.* 1–15 (2023). doi:10.1109/TPAMI.2023.3243048

69. LeCun, Y. *et al.* Backpropagation Applied to Handwritten Zip Code Recognition. *Neural Comput.* **1**, 541–551 (1989).
70. Wu, Z., Shen, C. & van den Hengel, A. Wider or Deeper: Revisiting the ResNet Model for Visual Recognition. *Pattern Recognit.* **90**, 119–133 (2019).
71. Xiao, T. *et al.* Early Convolutions Help Transformers See Better. *Adv. Neural Inf. Process. Syst.* **36**, 30392–30400 (2021).
72. Wang, W. *et al.* CrossFormer++: A Versatile Vision Transformer Hinging on Cross-scale Attention. (2023).
73. Guo, J. *et al.* CMT: Convolutional Neural Networks Meet Vision Transformers. *Proc. IEEE Comput. Soc. Conf. Comput. Vis. Pattern Recognit.* **2022-June**, 12165–12175 (2021).
74. Tan, M. & Le, Q. V. EfficientNet: Rethinking Model Scaling for Convolutional Neural Networks. *36th Int. Conf. Mach. Learn. ICML 2019* **2019-June**, 10691–10700 (2019).
75. Srinivas, A. *et al.* Bottleneck Transformers for Visual Recognition. *Proc. IEEE Comput. Soc. Conf. Comput. Vis. Pattern Recognit.* 16514–16524 (2021). doi:10.1109/CVPR46437.2021.01625
76. Wang, H., Zhu, Y., Adam, H., Yuille, A. & Chen, L. C. Max-DeepLab: End-to-End Panoptic Segmentation with Mask Transformers. *Proc. IEEE Comput. Soc. Conf. Comput. Vis. Pattern Recognit.* 5459–5470 (2021). doi:10.1109/CVPR46437.2021.00542
77. Peng, Z. *et al.* Conformer: Local Features Coupling Global Representations for Visual Recognition. *Proc. IEEE Int. Conf. Comput. Vis.* 357–366 (2021). doi:10.1109/ICCV48922.2021.00042
78. Chen, Y. *et al.* Mobile-Former: Bridging MobileNet and Transformer. *Proc. IEEE Comput. Soc. Conf. Comput. Vis. Pattern Recognit.* **2022-June**, 5260–5269 (2022).
79. Li, C. *et al.* BossNAS: Exploring Hybrid CNN-transformers with Block-wisely Self-supervised Neural Architecture Search. *Proc. IEEE Int. Conf. Comput. Vis.* 12261–12271 (2021). doi:10.48550/arxiv.2103.12424
80. Chen, Z. *et al.* Visformer: The Vision-friendly Transformer. *Proc. IEEE Int. Conf. Comput. Vis.* 569–578 (2021). doi:10.1109/ICCV48922.2021.00063
81. Xie, S., Girshick, R., Dollár, P., ... Z. T.-P. of the I. & 2017, undefined. Aggregated residual transformations for deep neural networks. *openaccess.thecvf.com*

82. Xu, Y., Zhang, Q., Zhang, J. & Tao, D. ViTAE: Vision Transformer Advanced by Exploring Intrinsic Inductive Bias. *Adv. Neural Inf. Process. Syst.* **34**, 28522–28535 (2021).
83. Zhang, Q., Xu, Y., Zhang, J. & Tao, D. ViTAEv2: Vision Transformer Advanced by Exploring Inductive Bias for Image Recognition and Beyond. *Int. J. Comput. Vis.* (2022). doi:10.1007/s11263-022-01739-w
84. Yan, H. *et al.* ConTNet : Why not use convolution and transformer at the same time ?
85. Ma, H. *et al.* MoCoViT: Mobile Convolutional Vision Transformer. (2022).
86. Wang, Y., Yang, Y., Bai, J. & Zhang, M. Evolving Attention with Residual Convolutions.
87. Momina Liaqat Ali, Zunaira Rauf, Asifullah Khan, Anabia Sohail, Rafi Ullah, J. G. CB-HVTNet: A channel-boosted hybrid vision transformer network for lymphocyte assessment in histopathological images. *Submitt. Arxiv*
88. Xue, T. & Ma, P. TC-net: transformer combined with cnn for image denoising. *Appl. Intell.* **53**, 6753–6762 (2023).
89. Deng, Y. *et al.* TChange: A Hybrid Transformer-CNN Change Detection Network. *Remote Sens.* **15**, (2023).
90. Fan, Y., Lu, X., Li, D. & Liu, Y. Video-Based emotion recognition using CNN-RNN and C3D hybrid networks. *ICMI 2016 - Proc. 18th ACM Int. Conf. Multimodal Interact.* 445–450 (2016). doi:10.1145/2993148.2997632
91. Fang, W., Zhang, F., Sheng, V. S. & Ding, Y. A method for improving CNN-based image recognition using DCGAN. *Comput. Mater. Contin.* **57**, 167–178 (2018).
92. Yao, G., Lei, T. & Zhong, J. A review of Convolutional-Neural-Network-based action recognition. *Pattern Recognit. Lett.* **118**, 14–22 (2019).
93. Kaur, G. *et al.* Face mask recognition system using CNN model. *Neurosci. Informatics* **2**, 100035 (2022).
94. Jing, Y. & Wang, F. TP-VIT: A TWO-PATHWAY VISION TRANSFORMER FOR VIDEO ACTION RECOGNITION. *ICASSP, IEEE Int. Conf. Acoust. Speech Signal Process. - Proc.* **2022-May**, 2185–2189 (2022).
95. Chen, S. *et al.* Token Merging: Your ViT But Faster. (2022).
96. Chen, S. *et al.* AdaptFormer: Adapting Vision Transformers for Scalable Visual Recognition. (2022).

97. Chen, J. & Ho, C. M. MM-ViT: Multi-Modal Video Transformer for Compressed Video Action Recognition. 1910–1921 (2022).
98. Wensel, J., Ullah, H., Member, S., Munir, A. & Member, S. ViT-ReT: Vision and Recurrent Transformer Neural Networks for Human Activity Recognition in Videos. (2022).
99. Yang, J., Du, B. & Wu, C. Hybrid Vision Transformer Model for Hyperspectral Image Classification. *Int. Geosci. Remote Sens. Symp.* **2022-July**, 1388–1391 (2022).
100. Raghavendra, S., Ramyashree, Abhilash, S. K., Nookala, V. M. & Kaliraj, S. Efficient Deep Learning Approach to Recognize Person Attributes by Using Hybrid Transformers for Surveillance Scenarios. *IEEE Access* **11**, 10881–10893 (2023).
101. Huang, Q., Huang, C., Wang, X. & Jiang, F. Facial expression recognition with grid-wise attention and visual transformer. *Inf. Sci. (Ny)*. **580**, 35–54 (2021).
102. Jiang, A. *et al.* Visible Image Recognition of Power Transformer Equipment Based on Mask R-CNN. *iSPEC 2019 - 2019 IEEE Sustain. Power Energy Conf. Grid Mod. Energy Revolution, Proc.* 657–661 (2019).
doi:10.1109/ISPEC48194.2019.8975213
103. Zhao, L., Yu, Q. & Yang, Y. Video Person Re-identification Based on Transformer-CNN Model. *2022 4th Int. Conf. Artif. Intell. Adv. Manuf.* 445–450 (2022). doi:10.1109/AIAM57466.2022.00091
104. Zhu, X. *et al.* Expression recognition method combining convolutional features and Transformer. *Math. Found. Comput.* **6**, 203–217 (2023).
105. GE, C. *et al.* Revitalizing CNN Attention via Transformers in Self-Supervised Visual Representation Learning. *Adv. Neural Inf. Process. Syst.* **34**, 4193–4206 (2021).
106. Leong, M. C., Zhang, H., Tan, H. L., Li, L. & Lim, J. H. Combined CNN Transformer Encoder for Enhanced Fine-grained Human Action Recognition. (2022).
107. Li, Y., Yao, T., Pan, Y. & Mei, T. Contextual Transformer Networks for Visual Recognition. *IEEE Trans. Pattern Anal. Mach. Intell.* (2021).
doi:10.1109/TPAMI.2022.3164083
108. Xiong, S., Tziafas, G. & Kasaei, H. Enhancing Fine-Grained 3D Object Recognition using Hybrid Multi-Modal Vision Transformer-CNN Models. (2022).
109. Tiong, L. C. O., Sigmund, D. & Teoh, A. B. J. Face-Periocular Cross-Identification

- via Contrastive Hybrid Attention Vision Transformer. *IEEE Signal Process. Lett.* 1–5 (2023). doi:10.1109/LSP.2023.3256320
110. Wang, Y., Qiu, Y., Cheng, P. & Zhang, J. Hybrid CNN-Transformer Features for Visual Place Recognition. *IEEE Trans. Circuits Syst. Video Technol.* (2022). doi:10.1109/TCSVT.2022.3212434
 111. Shi, R. *et al.* CNN-Transformer for visual-tactile fusion applied in road recognition of autonomous vehicles. *Pattern Recognit. Lett.* **166**, 200–208 (2023).
 112. Frolov, S., Hinz, T., Raue, F., Hees, J. & Dengel, A. Adversarial text-to-image synthesis: A review. *Neural Networks* **144**, 187–209 (2021).
 113. Karras, T. *et al.* Analyzing and Improving the Image Quality of StyleGAN. *Proc. IEEE Comput. Soc. Conf. Comput. Vis. Pattern Recognit.* 8107–8116 (2019). doi:10.1109/CVPR42600.2020.00813
 114. Arjovsky, M., Chintala, S. & Bottou, L. Wasserstein GAN. (2017).
 115. Naveen, S., Ram Kiran, M. S. S., Indupriya, M., Manikanta, T. V. & Sudeep, P. V. Transformer models for enhancing AttnGAN based text to image generation. *Image Vis. Comput.* **115**, 104284 (2021).
 116. Lee, K. *et al.* ViTGAN: Training GANs with Vision Transformers. (2021).
 117. Gao, P. *et al.* Generalised Image Outpainting with U-Transformer. *Neural Networks* **162**, 1–10 (2022).
 118. Tu, J., Mei, G., Ma, Z. & Piccialli, F. SWCGAN: Generative Adversarial Network Combining Swin Transformer and CNN for Remote Sensing Image Super-Resolution. *IEEE J. Sel. Top. Appl. Earth Obs. Remote Sens.* **15**, 5662–5673 (2022).
 119. Lyu, J. *et al.* Region-focused multi-view transformer-based generative adversarial network for cardiac cine MRI reconstruction. *Med. Image Anal.* **85**, 102760 (2023).
 120. Torbunov, D. *et al.* UVCGAN: UNet Vision Transformer cycle-consistent GAN for unpaired image-to-image translation. *Proc. - 2023 IEEE Winter Conf. Appl. Comput. Vision, WACV 2023* 702–712 (2022). doi:10.1109/WACV56688.2023.00077
 121. Zhu, J. Y., Park, T., Isola, P. & Efros, A. A. Unpaired Image-to-Image Translation using Cycle-Consistent Adversarial Networks. *Proc. IEEE Int. Conf. Comput. Vis.* **2017-October**, 2242–2251 (2017).
 122. Weng, W. & Zhu, X. U-Net: Convolutional Networks for Biomedical Image Segmentation. *IEEE Access* **9**, 16591–16603 (2015).

123. Devlin, J., Chang, M. W., Lee, K. & Toutanova, K. BERT: Pre-training of Deep Bidirectional Transformers for Language Understanding. *NAACL HLT 2019 - 2019 Conf. North Am. Chapter Assoc. Comput. Linguist. Hum. Lang. Technol. - Proc. Conf.* **1**, 4171–4186 (2018).
124. Zhao, X., Yang, T., Li, B. & Zhang, X. SwinGAN: A dual-domain Swin Transformer-based generative adversarial network for MRI reconstruction. *Comput. Biol. Med.* **153**, 106513 (2023).
125. Bao, Q., Liu, Y., Gang, B., Yang, W. & Liao, Q. SCTANet: A Spatial Attention-Guided CNN-Transformer Aggregation Network for Deep Face Image Super-Resolution. *IEEE Trans. Multimed.* 1–12 (2023). doi:10.1109/TMM.2023.3238522
126. Zheng, T. *et al.* L-former : a lightweight transformer for realistic medical image generation and its application to super-resolution. <https://doi.org/10.1117/12.2653776> **12464**, 245–250 (2023).
127. Dolz, J. *et al.* HyperDense-Net: A Hyper-Densely Connected CNN for Multi-Modal Image Segmentation. *IEEE Trans. Med. Imaging* **38**, 1116–1126 (2019).
128. Wang, Y. *et al.* End-to-End Video Instance Segmentation with Transformers. *Proc. IEEE Comput. Soc. Conf. Comput. Vis. Pattern Recognit.* 8737–8746 (2020). doi:10.1109/CVPR46437.2021.00863
129. Wang, W., Tang, C., Wang, X. & Zheng, B. A ViT-Based Multiscale Feature Fusion Approach for Remote Sensing Image Segmentation. *IEEE Geosci. Remote Sens. Lett.* **19**, (2022).
130. Wang, J. *et al.* DualSeg: Fusing transformer and CNN structure for image segmentation in complex vineyard environment. *Comput. Electron. Agric.* **206**, 107682 (2023).
131. Zhou, Z., Zhang, J. & Gong, C. Hybrid semantic segmentation for tunnel lining cracks based on Swin Transformer and convolutional neural network. *Comput. Civ. Infrastruct. Eng.* (2023). doi:10.1111/MICE.13003
132. Feng, Q. *et al.* Hybrid convolution and transformer network for coupler fracture failure pattern segmentation recognition in heavy-haul trains. *Eng. Fail. Anal.* **145**, 107039 (2023).
133. Xia, Z. & Kim, J. Enhancing Mask Transformer with Auxiliary Convolution Layers for Semantic Segmentation. *Sensors 2023, Vol. 23, Page 581* **23**, 581 (2023).
134. Li, J. *et al.* MCAFNet: A Multiscale Channel Attention Fusion Network for Semantic Segmentation of Remote Sensing Images. *Remote Sens. 2023, Vol. 15*,

135. Yi, S., Li, L., Liu, X., Li, J. & Chen, L. HCTIRdeblur: A hybrid convolution-transformer network for single infrared image deblurring. *Infrared Phys. Technol.* **131**, 104640 (2023).
136. Chen, S., Ye, T., Liu, Y. & Chen, E. Dual-former: Hybrid Self-attention Transformer for Efficient Image Restoration. (2022).
137. Fang, J., Lin, H., Chen, X. & Zeng, K. A Hybrid Network of CNN and Transformer for Lightweight Image Super-Resolution. *IEEE Comput. Soc. Conf. Comput. Vis. Pattern Recognit. Work.* **2022-June**, 1102–1111 (2022).
138. Zhao, M., Cao, G., Huang, X. & Yang, L. Hybrid Transformer-CNN for Real Image Denoising. *IEEE Signal Process. Lett.* **29**, 1252–1256 (2022).
139. Chen, J., Ding, J., Yu, Y. & Gong, W. THFuse: An infrared and visible image fusion network using transformer and hybrid feature extractor. *Neurocomputing* **527**, 71–82 (2023).
140. Sohail, A., Ayisha, B., Hameed, I., Zafar, M. M. & Khan, A. Deep Neural Networks based Meta-Learning for Network Intrusion Detection 1 Introduction. 1–27
141. Li, X. & Li, S. Transformer Help CNN See Better: A Lightweight Hybrid Apple Disease Identification Model Based on Transformers. *Agric. 2022, Vol. 12, Page 884* **12**, 884 (2022).
142. Li, G., Yao, H., Le, Y. & Qin, C. Recaptured screen image identification based on vision transformer. *J. Vis. Commun. Image Represent.* **90**, 103692 (2023).
143. Sohail, A., Khan, A., Nisar, H., Tabassum, S. & Zameer, A. Mitotic nuclei analysis in breast cancer histopathology images using deep ensemble classifier. *Med. Image Anal.* **72**, 102121 (2021).
144. Zafar, M. M. *et al.* Detection of Tumour Infiltrating Lymphocytes in CD3 and CD8 Stained Histopathological Images using a Two-Phase Deep CNN. *Photodiagnosis Photodyn. Ther.* **37**, 102676 (2021).
145. Cao, H. *et al.* Swin-Unet: Unet-Like Pure Transformer for Medical Image Segmentation. 205–218 (2023). doi:10.1007/978-3-031-25066-8_9
146. Xiao, H., Li, L., Liu, Q., Zhu, X. & Zhang, Q. Transformers in medical image segmentation: A review. *Biomed. Signal Process. Control* **84**, 104791 (2023).
147. Zidan, U., Gaber, M. M. & Abdelsamea, M. M. SwinCup: Cascaded swin transformer for histopathological structures segmentation in colorectal cancer.

- Expert Syst. Appl.* **216**, 119452 (2023).
148. Zou, P. & Wu, J. S. SwinE-UNet3+: swin transformer encoder network for medical image segmentation. *Prog. Artif. Intell.* 1–7 (2023). doi:10.1007/S13748-023-00300-1/FIGURES/4
 149. Li, J. *et al.* Transforming medical imaging with Transformers? A comparative review of key properties, current progresses, and future perspectives. *Med. Image Anal.* **85**, 102762 (2023).
 150. Wu, Y., Wang, G., Wang, Z., Wang, H. & Li, Y. DI-Unet: Dimensional interaction self-attention for medical image segmentation. *Biomed. Signal Process. Control* **78**, 103896 (2022).
 151. Jiang, S. & Li, J. TransCUNet: UNet cross fused transformer for medical image segmentation. *Comput. Biol. Med.* **150**, 106207 (2022).
 152. Wu, J., Fu, R., Fang, H., Zhang, Y. & Xu, Y. MedSegDiff-V2: Diffusion based Medical Image Segmentation with Transformer. (2023).
 153. Bao, H., Zhu, Y. & Li, Q. Hybrid-scale contextual fusion network for medical image segmentation. *Comput. Biol. Med.* **152**, 106439 (2023).
 154. Huang, X., Chen, J., Chen, M., Wan, Y. & Chen, L. FRE-Net: Full-region enhanced network for nuclei segmentation in histopathology images. *Biocybern. Biomed. Eng.* **43**, 386–401 (2023).
 155. Yuan, F., Zhang, Z. & Fang, Z. An effective CNN and Transformer complementary network for medical image segmentation. *Pattern Recognit.* **136**, 109228 (2023).
 156. Tragakis, A., Kaul, C., Murray-Smith, R. & Husmeier, D. The Fully Convolutional Transformer for Medical Image Segmentation. 3660–3669 (2023).
 157. Springenberg, M. *et al.* From CNNs to Vision Transformers -- A Comprehensive Evaluation of Deep Learning Models for Histopathology. (2022).
 158. Dhamija, T. *et al.* Semantic segmentation in medical images through transfused convolution and transformer networks. *Appl. Intell.* **53**, 1132–1148 (2023).
 159. Ke, J. *et al.* ClusterSeg: A crowd cluster pinpointed nucleus segmentation framework with cross-modality datasets. *Med. Image Anal.* **85**, 102758 (2023).
 160. Shen, X. *et al.* Self-attentional microvessel segmentation via squeeze-excitation transformer Unet. *Comput. Med. Imaging Graph.* **97**, 102055 (2022).
 161. Wang, L. *et al.* DHUnet: Dual-branch hierarchical global–local fusion network for whole slide image segmentation. *Biomed. Signal Process. Control* **85**, 104976

- (2023).
162. Zhang, Y., Liu, H. & Hu, Q. TransFuse: Fusing Transformers and CNNs for Medical Image Segmentation. *Lect. Notes Comput. Sci. (including Subser. Lect. Notes Artif. Intell. Lect. Notes Bioinformatics)* **12901 LNCS**, 14–24 (2021).
 163. Rehman, A. & Khan, A. MaxViT-UNet: Multi-Axis Attention for Medical Image Segmentation. (2023).
 164. Tragakis, A., Kaul, C., Murray-Smith, R. & Husmeier, D. The Fully Convolutional Transformer for Medical Image Segmentation. *Proc. - 2023 IEEE Winter Conf. Appl. Comput. Vision, WACV 2023* 3649–3658 (2022).
doi:10.1109/WACV56688.2023.00365
 165. Heidari, M. *et al.* HiFormer: Hierarchical Multi-scale Representations Using Transformers for Medical Image Segmentation. *Proc. - 2023 IEEE Winter Conf. Appl. Comput. Vision, WACV 2023* 6191–6201 (2022).
doi:10.1109/WACV56688.2023.00614
 166. Yang, J., Tu, J., Zhang, X., Yu, S. & Zheng, X. TSE DeepLab: An efficient visual transformer for medical image segmentation. *Biomed. Signal Process. Control* **80**, 104376 (2023).
 167. Chen, S., Yu, T. & Li, P. MVT: Multi-view Vision Transformer for 3D Object Recognition. (2021).
 168. Wang, L. & Tien, A. Aerial Image Object Detection With Vision Transformer Detector (ViTDet). (2023).
 169. Ye, T. *et al.* Real-Time Object Detection Network in UAV-Vision Based on CNN and Transformer. *IEEE Trans. Instrum. Meas.* **72**, (2023).
 170. Maaz, M. *et al.* EdgeNeXt: Efficiently Amalgamated CNN-Transformer Architecture for Mobile Vision Applications. (2022).
doi:10.48550/arxiv.2206.10589
 171. Jin, W., Yu, H. & Luo, X. CvT-ASSD: Convolutional vision-Transformer Based Attentive Single Shot MultiBox Detector. *Proc. - Int. Conf. Tools with Artif. Intell. ICTAI 2021-November*, 736–744 (2021).
 172. Ullah, W., Hussain, T., Ullah, F. U. M., Lee, M. Y. & Baik, S. W. TransCNN: Hybrid CNN and transformer mechanism for surveillance anomaly detection. *Eng. Appl. Artif. Intell.* **123**, 106173 (2023).
 173. Mathian, E. *et al.* HaloAE: An HaloNet based Local Transformer Auto-Encoder for Anomaly Detection and Localization. (2022).

174. Beal, J. *et al.* Toward Transformer-Based Object Detection. (2020).
175. Chen, J. *et al.* MDCT: Multi-Kernel Dilated Convolution and Transformer for One-Stage Object Detection of Remote Sensing Images. *Remote Sens. 2023, Vol. 15, Page 371* **15**, 371 (2023).
176. Lu, W. *et al.* A CNN-Transformer Hybrid Model Based on CSWin Transformer for UAV Image Object Detection. *IEEE J. Sel. Top. Appl. Earth Obs. Remote Sens.* **16**, 1211–1231 (2023).
177. Yao, C., Feng, L., Kong, Y., Xiao, L. & Chen, T. Transformers and CNNs fusion network for salient object detection. *Neurocomputing* **520**, 342–355 (2023).
178. Sun, K., Xiao, B., Liu, D. & Wang, J. Deep High-Resolution Representation Learning for Human Pose Estimation. 5693–5703 (2019).
179. Huang, J., Zhu, Z. & Huang, G. Multi-Stage HRNet: Multiple Stage High-Resolution Network for Human Pose Estimation. (2019).
180. Cao, X. *et al.* AggPose: Deep Aggregation Vision Transformer for Infant Pose Estimation. *IJCAI Int. Jt. Conf. Artif. Intell.* 5045–5051 (2022).
doi:10.24963/ijcai.2022/700
181. Li, Y. *et al.* TokenPose: Learning Keypoint Tokens for Human Pose Estimation. *Proc. IEEE Int. Conf. Comput. Vis.* 11293–11302 (2021).
doi:10.1109/ICCV48922.2021.01112
182. Mao, W. *et al.* TFPose: Direct Human Pose Estimation with Transformers. (2021).
183. Stoffl, L., Vidal, M. & Mathis, A. End-to-End Trainable Multi-Instance Pose Estimation with Transformers. (2021).
184. Wu, Q., Wu, Y., Zhang, Y. & Zhang, L. A Local-Global Estimator Based on Large Kernel CNN and Transformer for Human Pose Estimation and Running Pose Measurement. *IEEE Trans. Instrum. Meas.* **71**, (2022).
185. Zhao, S. *et al.* DPIT: Dual-Pipeline Integrated Transformer for Human Pose Estimation. *Lect. Notes Comput. Sci. (including Subser. Lect. Notes Artif. Intell. Lect. Notes Bioinformatics)* **13605 LNAI**, 559–576 (2022).
186. Wang, R., Geng, F. & Wang, X. MTPose: Human Pose Estimation with High-Resolution Multi-scale Transformers. *Neural Process. Lett.* **54**, 3941–3964 (2022).
187. Hampali, S., Sarkar, S. D., Rad, M. & Lepetit, V. Keypoint Transformer: Solving Joint Identification in Challenging Hands and Object Interactions for Accurate 3D Pose Estimation. *Proc. IEEE Comput. Soc. Conf. Comput. Vis. Pattern Recognit.* **2022-June**, 11080–11090 (2021).

