

On the implementation of checkpointing with high-level algorithmic differentiation

James R. Maddison^{a,*}

^a*School of Mathematics and Maxwell Institute for Mathematical Sciences, The University of Edinburgh, James Clerk Maxwell Building, Peter Guthrie Tait Road, Edinburgh, EH9 3FD, United Kingdom*

Abstract

Automated code generation allows for a separation between the development of a model, expressed via a domain specific language, and lower level implementation details. Algorithmic differentiation can be applied symbolically at the level of the domain specific language, and the code generator reused to implement code required for an adjoint calculation. However the adjoint calculations are complicated by the well-known problem of storing or recomputing the forward model data required by the adjoint, and different checkpointing strategies have been developed to tackle this problem. This article describes the application of checkpointing strategies to high-level algorithmic differentiation, applied to codes developed using automated code generation. Since the high-level approach provides a simplified view of the model itself, the data required to restart the forward and data required to advance the adjoint can be identified, and the difference between them leveraged to implement checkpointing strategies of improved performance.

Keywords: algorithmic differentiation; adjoint; reverse mode; checkpointing; automated code generation

1. Introduction

In Farrell et al. [1] a high-level approach for algorithmic differentiation is described, combining a view of a numerical code at the level of finite element discretized partial differential equations with automated code generation. The forward code is described using a domain specific language, the Unified Form Language [2], and specific code necessary to assemble matrices and vectors is generated using the FEniCS code generator [3, 4]. The dolfin-adjoint library described in Farrell et al. [1], and its successor pyadjoint [5], use a variant of the standard operator overloading approach to algorithmic differentiation,

*Corresponding author

Email address: j.r.maddison@ed.ac.uk (James R. Maddison)

intercepting forward calculations and building a record of problems solved as the forward calculation progresses. Symbolic differentiation is applied to build symbolic representations of components of the associated adjoint problem, and the code generator reused to construct implementations of code necessary for an adjoint calculation.

This high-level approach has two key features. Firstly, provided the forward code is represented in a form expressible in the domain specific language, the derivation of the adjoint can be automated, significantly simplifying the development of adjoint codes. Secondly, the number of operations which need to be recorded is significantly reduced. For example the solution of a finite element discretized partial differential equation may appear as a single record.

The adjoint problem is solved in a reverse causal sense to the originating forward code, but also depends in general upon the original forward solution, which must either be stored or recomputed for use by the adjoint. In one limiting case the entire forward solution may be stored in memory for use by the adjoint. For large problems – and in particular for solvers of large time-dependent partial differential equations – this approach will lead to memory limits being exceeded. In an alternative limiting case only the forward input parameters (for example initial conditions) are stored, and other forward data is recomputed by repeatedly solving the forward code. The first “store everything” approach has storage usage which grows linearly with the number of steps, but requires no recomputation, while the second “rerun everything” approach uses a bounded amount of additional storage, but the amount of forward computation is asymptotically quadratic in the number of steps.

More general checkpointing strategies compromise between these limiting cases by storing intermediate checkpoints and rerunning the forward between checkpoints, possibly with the storage of further checkpoints as the adjoint calculation progresses (see e.g. section 12.3 of Griewank and Walther [6]). In a typical approach the forward calculation is divided into a series of steps, for example corresponding to timesteps in a time dependent numerical solver, and then a checkpointing schedule prescribes when checkpoints should be stored and loaded, when the forward should advance, and when the adjoint should advance. The revolve algorithm [7] provides an optimal schedule for the case where the number of forward steps is known ahead of the calculation, and where checkpoints store data required to restart the forward but not necessarily data required to advance the adjoint. The revolve algorithm minimizes the number of forward steps taken and then, given that the number of forward steps is minimal, further minimizes the number of times a checkpoint is stored. Further approaches define schedules for the case where the number of steps is not known ahead of the forward calculation [e.g. 8, 9]. Checkpointing schedules may also consider cases where there are different types of storage available [10, 11, 12, 13], or where compression is applied when storing checkpoints [14].

In general the data required to restart a forward calculation, and the data required by the adjoint, differ. The dependencies of the forward Jacobian matrix – here termed the “non-linear dependencies” – include all parameters and forward variables on which the adjoint depends. Non-linear dependencies can

be identified from the symbolic representation of finite element discretized partial differential equations provided by the Unified Form Language. Combined with the simplified computational graph appearing in a high-level approach, the distinction between forward restart data and non-linear dependency data allows for the construction of checkpointing schedules of increased performance. Such schedules have recently been considered in the context of multi-stage Runge-Kutta schemes in Zhang and Constantinescu [15] and Zhang and Constantinescu [16]. Here the problem is considered more generally.

This article considers the case where the forward calculation is divided into a known sequence of steps, and considers the problem of defining a schedule with advancement of the forward or adjoint over full steps. Optimized strategies in more general cases may be challenging, noting for example that the problem of optimizing an adjoint calculation is itself NP-complete [17]. However, more general approaches appear in the context of backpropagation in neural networks [e.g. 18, 19].

The revolve algorithm of Griewank and Walther [7] is applied to high-level algorithmic differentiation with automated code generation in Farrell et al. [1] and Maddison et al. [20]. In this article a more general checkpointing schedule structure, for use with a high-level approach, is described. The schedule explicitly incorporates the buffering of data in an “intermediate storage”, ensuring that forward variables can be defined and computed by the forward before storage in a checkpoint. The schedule further distinguishes between storage of forward restart and non-linear dependency data. The new schedule structure is sufficiently flexible to be applied to a number of existing approaches, including the revolve algorithm, the multistage approach of Stumm and Walther [10], the two-level mixed periodic/binomial approach described in Pringle et al. [21] and in the supporting information for Goldberg et al. [22], and H-Revolve schedules [13].

This article principally focuses on the application of checkpointing for adjoint calculations associated with models written using the Unified Form Language – particularly FEniCS [3, 4] and Firedrake [23]. The described approaches are implemented in Python in the `tlm_adjoint` library, and can be applied to any model compatible with `tlm_adjoint`, without further modification of code beyond the definition of forward steps and the schedule.

The article proceeds as follows. In section 2 details of forward and adjoint calculations, when viewed in terms of a high-level structure, are described. Section 3 describes a checkpointing schedule structure which can be applied in a high-level algorithmic differentiation approach, incorporating the use of an intermediate storage. This scheduling structure is applied in section 4 to implement a schedule which makes use of the additional assumption that the sizes of forward restart data and single step non-linear dependency data are the same. The resulting schedule is a version of the CAMS-GEN algorithm of Zhang and Constantinescu [16] for $l = 1$ stage. The approach as described here generalizes the algorithm to a broader class of models. The article concludes in section 5.

2. Forward and adjoint calculations

2.1. The computational graph

The forward problem is divided into a number of subproblems, which can be considered to be the equations solved in the forward model to obtain values for forward variables, and hence are here referred to as the “equations”. In a high-level approach one of these equations may correspond to a discrete partial differential equation. Each equation solves for one or more variables, requiring as inputs the values of zero or more parameters or variables. The parameters or variables may, for example, consist of single scalars, vectors, or finite element discretized functions. The forward model may therefore be visualized via a computational graph – a directed acyclic graph, with nodes of the graph corresponding to the parameters or variables, and directed edges to indicate the parameters or variables on which their calculation depends (with the edge directed from the dependency) – see e.g. Mitusch [24] for a discussion in the context of high-level algorithmic differentiation applied to FEniCS. Where a code computes values for the same programmational variable more than once then, in the computational graph, later nodes appear corresponding to later values for the variable. Equations are further collected together into larger “steps”, which may for example correspond to one or more timesteps in a time dependent numerical solver. Each equation (and similarly each step) is indexed, and the forward calculation solves the equations (and steps) in index order. As in Griewank and Walther [7] it is assumed that an appropriate division of the forward model into steps is provided, and forward or adjoint advancement always occurs over full steps.

As an example, the computational graph associated with a numerical solver for the barotropic vorticity equation on a beta plane is considered. The configuration corresponds to a time-dependent non-linear Stommel-Munk problem [25, chapter 14]. The model is implemented in Firedrake [23]. `tlm.adjoint` [20] is used to build the record of equations. Equations are discretized in space using P_1 continuous Lagrange finite elements, and in time with third order Adams-Bashforth, started with a forward Euler step followed by a second order Adams-Bashforth step. In visualizations of the computational graph for this example, ψ corresponds to the stream function, ζ to the relative vorticity, F to the right-hand-side of the barotropic vorticity equation, ψ_0 to the initial stream function, Q to the wind forcing term appearing in the vorticity equation, β to the magnitude of the background planetary vorticity gradient, r to the linear bottom drag parameter, and ν to the Laplacian viscosity coefficient. ζ_{prev} , F_0 , F_1 , and F_2 are auxilliary variables used in timestepping.

The computational graph for two timesteps of the numerical model is visualized in Figure 1. In this visualization the nodes of the graph correspond to the equations, computing the variable indicated in black. Directed edges indicate the earlier equations on whose solution variables computed in later equations depend. Parameters are defined to be dependencies which are required in the calculation of a forward variable, but which are not computed by solving earlier

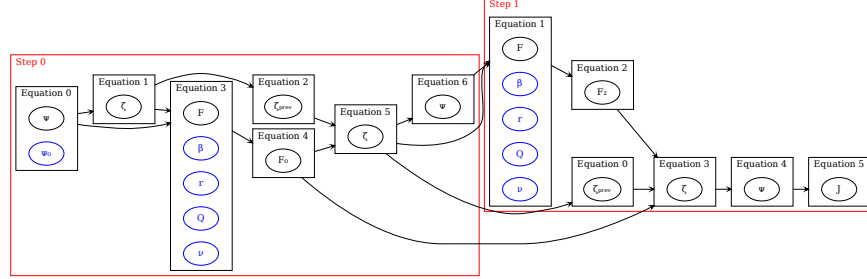


Figure 1: Visualization of the computational graph for two timesteps in a solver for the barotropic vorticity equation. Step 0 corresponds to initialization and a forward Euler step, and step 1 to a second order Adams-Bashforth step and evaluation of a functional.

forward equations. In the visualization these are indicated in blue. The parameters could alternatively appear as additional nodes in the graph – although later an auxiliary step indicating parameters of interest will play a similar role. Steps are indicated with red rectangles.

For example, equation 0 in step 0 corresponds to the assignment $\psi \leftarrow \psi_0$, where the initial stream function ψ_0 is a parameter. Equation 6 in step 0 corresponds to the solution of a discrete Poisson equation, inverting the relative vorticity ζ to obtain the stream function ψ . Step 0 corresponds to initialization and the first timestep, and step 1 to the second timestep and the evaluation of a functional.

2.2. An adjoint calculation

A complete adjoint calculation consists of first solving all forward equations and then, in reverse order, solving for adjoint variables associated with each forward equation.

We first augment the forward model with two additional steps. A first step, appearing at the start of the calculation, copies the values of input parameters of interest from a given input parameter to an auxiliary model variable. A second step, appearing at the end of the calculation, copies the value of a functional of interest into an auxiliary output variable. The equations appearing in these auxiliary steps correspond to simple assignments, and their appearance simplifies the structure of the adjoint calculation to follow. An augmented model, considering the initial stream function ψ_0 and the wind forcing parameter Q to be parameters of interest, is visualized in Figure 2.

Associated with each forward equation is a residual function which takes as input all dependencies and a candidate for the equation solution. For example for equation 3 in step 0 in Figure 2 we have a residual function $\mathcal{F}_3^0(F, \beta, r, \nu, Q', \psi, \zeta)$ which takes as input the parameters β , r , and ν , the forward variables Q' , ψ , and ζ computed by solving earlier equations, and a

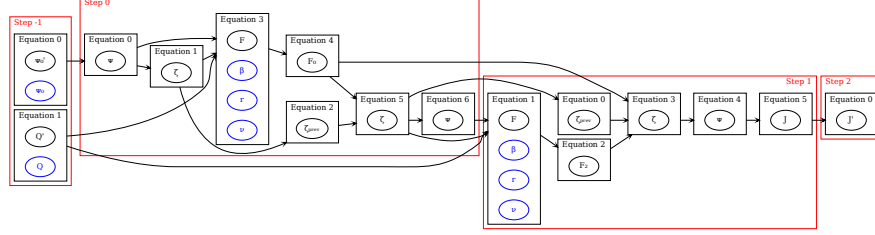


Figure 2: As in Figure 1, but with the introduction of auxiliary steps to copy input parameters (the new step -1) and copy the output functional (the new step 2).

candidate value for the solution F . The solution to the equation is obtained by solving the root finding problem

$$\mathcal{F}_3^0(\hat{F}, \beta, r, \nu, Q', \psi, \zeta) = 0,$$

to obtain the solution \hat{F} . Since no ambiguity arises, the distinction between the solution candidate argument (here F) for a residual function and the solution obtained for given values of the dependencies (here \hat{F}) is dropped.

The solution to the j th forward equation in step i is denoted u_j^i , with $i = -1$ corresponding to the auxiliary parameters step and $i = N$ corresponding to the auxiliary functional step. For simplicity it is assumed that the u_j^i are real vectors, each with length M_j^i for some positive integer M_j^i . Step i has N_i equations, with N_i a positive integer, and the residual function for the j th forward equation in step i is denoted \mathcal{F}_j^i and has codomain $\mathbb{R}^{M_j^i}$. Residual functions in the auxiliary parameters and functional steps are defined such that their derivative with respect to the candidate solution argument is an identity matrix. Equations in each step are indexed in a forward causal sense – in a forward calculation the calculation for u_{j+1}^i occurs after the calculation for u_j^i , and the calculation for u_0^{i+1} occurs after the calculation for $u_{N_i-1}^i$. Associated with the j th forward equation in the i th step we introduce an adjoint variable λ_j^i and an adjoint right-hand-side b_j^i , which are each real vectors with the same length as u_j^i .

The adjoint calculation then proceeds according to Algorithm 1. In Algorithm 1 the element in the α th row and β th column of a matrix $\partial \mathcal{F}_j^i / \partial u_l^k$ contains the partial derivative of the α th component of F_j^i with respect to the β th component of u_l^k , each $\partial \mathcal{F}_j^i / \partial u_l^k$ is assumed invertible, and all vectors are column vectors. At the end of the calculation the adjoint variable λ_j^{-1} is the derivative of the functional with respect to the parameter associated with the

j th equation in the auxiliary parameters step.¹

Result: Sensitivities λ_j^{-1}

```

begin
  for  $i \leftarrow -1$  to  $N - 1$  do
    for  $j \leftarrow 0$  to  $N_i - 1$  do
       $b_j^i \leftarrow 0$ ;
    end
  end
   $b_0^N \leftarrow 1$ ;
  for  $i \leftarrow N$  to  $-1$  do
    for  $j \leftarrow N_i - 1$  to  $0$  do
      Solve the adjoint linear system  $(\partial \mathcal{F}_j^i / \partial u_j^i)^T \lambda_j^i = b_j^i$  for  $\lambda_j^i$ ;
      for each variable  $u_l^k$  on which the calculation for  $u_j^i$  depends
      do
         $b_l^k \leftarrow b_l^k - (\partial \mathcal{F}_j^i / \partial u_l^k)^T \lambda_j^i$ ;
      end
    end
  end
end
end

```

Algorithm 1: An adjoint calculation for a forward model whose variables are real vectors.

An implementation of this algorithm can be optimized so that memory for a right-hand-side b_j^i is allocated only when the first adjoint term is added, and to handle the (commonly encountered) case where $\partial \mathcal{F}_j^i / \partial u_j^i$ is an identity matrix. An activity analysis can be applied (e.g. Griewank and Walther [6], section 6.2) to avoid calculating adjoint terms or variables which do not depend implicitly on the adjoint initial condition b_0^N , and which do not implicitly influence the λ_j^{-1} – that is, λ_j^i and terms contributing to b_j^i need only be computed if, in the computational graph, J is reachable from u_j^i and u_j^i is reachable from any u_k^{-1} .

A subset of the parameters and forward variables is identified, consisting of only those needed to compute the matrices $\partial \mathcal{F}_j^i / \partial u_j^i$ and $\partial \mathcal{F}_j^i / \partial u_l^k$ which appear in Algorithm 1. These are here referred to as the “non-linear dependencies”.

The adjoint variables λ_j^i are associated with forward equations, rather than with parameters or variables. This is as expected, since adjoint variables are in the space dual² to the codomain of the forward residual functions. For example, if evaluation of a forward residual yields coefficients for a linear functional, mapping from a finite element discrete function space and expanded in a dual basis, then the associated adjoint variable corresponds to coefficients for a discrete

¹In the complex case the matrix transposes are replaced with Hermitian transposes, and the adjoint variables λ_j^{-1} are the complex conjugate of the derivatives.

²In the complex case adjoint variables are in the antidual space of antilinear functionals, and other related definitions are modified appropriately.

function expanded in the associated finite element basis (and vice versa).

The adjoint calculations associated with the auxiliary functional step with index N consist of an assignment $u_0^N \leftarrow b_0^N$ and an addition to one element of b_l^k , $b_{l,\alpha}^k \leftarrow b_{l,\alpha}^k + u_0^N$ for some α , after which $b_{l,\alpha}^k = 1$. The auxiliary functional step facilitates initialization of the adjoint – in practice this may simplify implementation in code, as code used to process the computational graph can be used to assist in initialization of the adjoint. The adjoint calculations associated with the auxiliary functional step with index N are therefore extremely simple. The adjoint calculations associated with the auxiliary parameters step with index -1 are simple assignments, $\lambda_j^{-1} \leftarrow b_j^{-1}$. Again, in practice the introduction of this step may simplify implementation in code, as the calculation of sensitivities need not be considered separately from other elements of the adjoint calculation. Since the cost of calculations in the auxiliary steps is trivial, checkpointing schedules need consider advancement of the adjoint only over the N steps with indices $N - 1$ to 0 inclusive. For the remainder of this article we therefore do not explicitly include the auxiliary parameter and functional steps, but note that these can be added and used to facilitate the initialization of an adjoint calculation or the calculation of a sensitivity.

3. Defining a checkpointing schedule

A checkpointing schedule prescribes the combination of an original forward calculation together with one adjoint calculation, prescribing for example when checkpoints should be stored and loaded, and when the forward or adjoint should advance. In this section the requirements of a checkpointing schedule are discussed, incorporating a distinction between the data required to reinitialize and advance the forward, and data required to advance the adjoint.

Here forward advancement refers to the solution of equations in one or more steps, proceeding in a forward causal sense. Adjoint advancement refers to the solutions of adjoint linear systems in one or more steps, together with the addition of contributions to adjoint right-hand-sides (possibly appearing in earlier steps), proceeding in a reverse causal sense.

3.1. Forward and adjoint dependencies

It is important to identify two classes of dependencies: the dependencies required to restart and advance the forward calculation, and the dependencies required to advance the adjoint calculation.

Returning to the numerical solver for the barotropic vorticity equation, the computational graph associated with three timesteps is visualized in Figure 3. We can now consider, as an example, the dependencies which would need to be stored in a checkpoint associated with the start of step 1, sufficient to solve forward equations in steps 1 and 2. These are given by the parameters β , r , Q , and ν , as well as the variables F_0 , ζ , and ψ , computed respectively in equations 4, 5, and 6 in step 0. Note that, in general, the data which needs to be stored in a checkpoint to restart the forward calculation is dependent not only upon

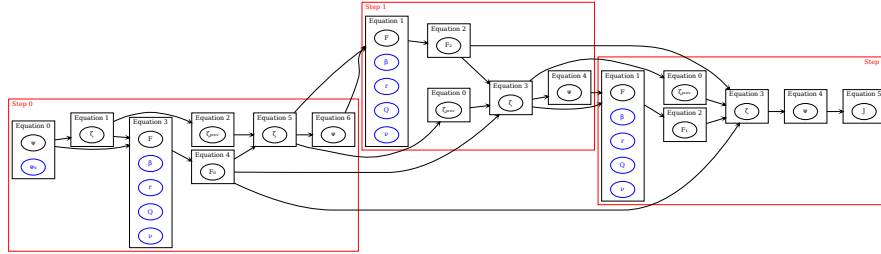


Figure 3: Visualization of the computational graph for three timesteps in a solver for the barotropic vorticity equation. Step 0 corresponds to initialization and a forward Euler step, step 1 to a second order Adams-Bashforth step, and step 2 to a third order Adams-Bashforth step and evaluation of a functional.

where the forward is to be restarted, but also to where it is to be advanced – since later steps can depend on new parameters, or on additional variables not encountered in preceding steps. In particular there may be “long-range” dependencies on variables computed in much earlier steps. In a typical example a variable might be computed in the first step, during initialization of a model, but only be used much later in the calculation. In Figure 3 we see, for example, that the calculation for ζ in equation 3 in step 2 depends on F_0 computed in equation 4 in step 0.

We next consider the dependencies sufficient to advance the adjoint calculation over equations in steps 2 and 1 – that is, to solve for adjoint variables associated with each equation, and to add terms to other adjoint equations (noting that we may add terms to adjoint right-hand-sides associated with earlier steps – here step 0). The non-linear dependencies of the forward are sufficient for an adjoint calculation. For this example, ignoring possible non-linear dependencies associated with the functional J , for advancement of the adjoint over step 2 it suffices that the parameters β , r , and ν , are stored, together with ζ and ψ computed respectively in equations 3 and 4 in step 1. For advancement of the adjoint over step 1 it suffices that the parameters β , r , and ν , are stored, together with ζ and ψ computed respectively in equations 5 and 6 in step 0.

We can now consider making a choice between storing a forward restart checkpoint, sufficient to restart the forward at the start of step 1 and advance over steps 1 and 2, versus storing the non-linear dependencies for steps 1 and 2. In the case of a forward restart checkpoint, after loading the checkpoint the forward must in general advance to recompute non-linear dependency data. In the case where non-linear dependency data is stored no additional forward advancement is needed. If parameters are ignored (which might typically be stored separately in memory), and ignoring possible non-linear dependencies associated with the functional J , the restart checkpoint requires storage of three variables, while storing the non-linear dependencies directly requires storage of only two variables per adjoint step.

In Griewank and Walther [7] it is indicated that steps should be chosen

so that amount of data required to advance the adjoint is at least as large as the amount of data stored in a checkpoint. To some extent these requirements can be met through a redefinition of the steps – for example one might choose to include equations corresponding to more than one timestep in a step. A high-level view of the forward model, or a static analysis of the forward, might perhaps facilitate such a definition of the steps.

It should also be noted that the high-level approach might typically be expected to reduce the size of the adjoint dependency data. For example, since the model is viewed in terms of high-level operations, complete solvers for time-dependent partial differential equations can be written and differentiated without the need for the algorithmic differentiation tool to build a record of procedure calls. Any intermediate variables involved in the lower-level calculations are also invisible to the high-level algorithmic differentiation tool, and so cannot generate further data dependencies. This observation is later used to motivate a checkpointing schedule in which the size of forward restart data and single-step non-linear dependency data is assumed to be the same.

3.2. Choosing the data to store in a checkpoint

The revolve algorithm [7] is optimal, in the sense that it requires a minimal number of forward steps to solve the forward and adjoint problems, and then satisfies the secondary condition that the number of times a checkpoint is stored is minimized. Optimality of the number of forward steps is dependent upon the assumption that the forward must always advance after loading data from a checkpoint. H-Revolve [13] provides more advanced schedules, balancing computation and storage costs, but defines the forward problem in terms of a chain involving the full forward solution on each step.

If checkpoints include non-linear dependency data, then the forward may not always need to advance after loading from a checkpoint. An approach of this type is used in Zhang and Constantinescu [15] and Zhang and Constantinescu [16], in the context of multi-stage Runge-Kutta schemes, to arrive at checkpointing strategies which can be more efficient than the revolve algorithm. The additional performance is achieved by permitting Runge-Kutta stage data to be stored in a checkpoint – the stage data being non-linear dependencies when a Runge-Kutta method is applied to a non-linear ordinary differential equation.

Alternatively, instead of storing the data required to restart a forward calculation at the start of a step, for advancement over a consecutive sequence of steps, one may instead store some or all of the forward variables computed *within* those steps – which may be advantageous if the calculation of some forward variables is expensive. This is potentially distinct from the storage of non-linear dependency data, but requires an additional balancing between storage and recomputation costs.

When storing data for later use in an adjoint calculation there is therefore a choice as to whether to store dependencies required to initialize the forward calculation, to store variables computed within the forward calculation, or to store dependencies required by the adjoint – these may all differ and may overlap. A fully optimized strategy may need to apply some combination of approaches,

balancing storage and recalculation costs. This is then further complicated by noting that the data to be stored in a forward restart checkpoint depends in general on the set of steps to which it applies, and not only on the index of the first step.

Any data stored to facilitate later adjoint advancement is here referred to as a “checkpoint”, noting that in general such a checkpoint may not include sufficient data for the forward to be restarted.

3.3. A revolve schedule

An example of a revolve schedule, generated using the crevolve component of pyRevolve [26], is shown in Table 1 for the case of 4 steps and a maximum of 2 checkpoints. The notation `action(parameters)` denotes an action and its parameters. Actions are as described in Griewank and Walther [7].

- `takeshot(n_0, check, where)`: Store a checkpoint associated with restarting the forward at the start of step `n_0` in a checkpoint with index `check`. If `where` is true then the checkpoint is stored in memory, otherwise it is stored on disk.
- `advance(n_0, n_1)`: Advance the forward from the start of step `n_0` to the start of step `n_1`.
- `restore(n_0, check, where)`: Restore a checkpoint associated with restarting the forward at the start of step `n_0` from the checkpoint with index `check`. If `where` is true then the checkpoint is stored in memory, otherwise it is stored on disk.
- `firstturn()`: Advance the forward over the final step, storing data needed by the adjoint, and then advance the adjoint over the final step.
- `youturn()`: Advance the forward one step, storing data needed by the adjoint, and then advance the adjoint one step.
- `terminate()`: The end of the schedule.

The `where` parameters for the `takeshot` and `youturn` actions are used for the multi-stage approach of Stumm and Walther [10].

In the operator overloading approach to algorithmic differentiation applied in Farrell et al. [1], the record of forward equations is constructed dynamically at runtime. This leads to an issue with the schedule: the schedule indicates that a checkpoint associated with the start of a given step should be stored *before* indicating that the forward should advance over that (and possibly later) steps. For example action 2 in Table 1 indicates that a checkpoint associated with the start of step 1 should be stored, while action 3 indicates that the forward should advance from the start of step 1 to the start of step 3. The data which should be stored in the checkpoint at action 2 is defined by the equations solved in action 3 – consequently the data to be stored in a checkpoint is not known when the schedule indicates that the checkpoint should be stored. This issue is addressed

index	action(parameters)	forward state	adjoint state
0	takeshot(0, 0, False)	-	-
1	advance(0, 1)	$0 \rightarrow 1$	-
2	takeshot(1, 1, False)	-	-
3	advance(1, 3)	$1 \rightarrow 3$	-
4	firstturn()	$3 \rightarrow 4$	$4 \rightarrow 3$
5	restore(1, 1, False)	$\rightarrow 1$	-
6	advance(1, 2)	$1 \rightarrow 2$	-
7	youturn()	$2 \rightarrow 3$	$3 \rightarrow 2$
8	restore(1, 1, False)	$\rightarrow 1$	-
9	youturn()	$1 \rightarrow 2$	$2 \rightarrow 1$
10	restore(0, 0, False)	$\rightarrow 0$	-
11	youturn()	$0 \rightarrow 1$	$1 \rightarrow 0$
12	terminate()	-	-

Table 1: Checkpointing schedule generated using the crevolve component of pyRevolve. The original forward calculation consists of 4 steps, and there are a maximum of 2 permitted checkpoints at any one time. The forward and adjoint states refer to the start of the given steps, indexing from zero. The forward advances 8 steps in total.

in Maddison et al. [20] by deferring storage of the checkpoint – data is buffered, and the checkpoint associated with action 2 is written only at action 4, when the data to be stored is known.

3.4. Controlling intermediate storage via the schedule

In order to define a scheduling structure for use with a high-level operator overloading approach to algorithmic differentiation, an intermediate storage is introduced. The intermediate storage is used both to buffer forward data, assembling the data required for a checkpoint, and also to store non-linear dependency data for use by an adjoint calculation. The state of the intermediate storage is controlled via the introduction of additional actions in the checkpointing schedule, which enable or disable the storage of forward restart data, enable or disable storage of non-linear dependency data, and clear the intermediate storage.

The revolve algorithm assumes that additional storage – beyond that allocated for checkpoints – is available to store the dependencies of the adjoint necessary to advance the adjoint one step. In Griewank and Walther [7] it is indicated that steps should be defined so that the amount of data required to advance the adjoint one step is at least as large as the amount of data stored in a checkpoint. With this assumption, and for checkpointing schedules that do not store both forward restart data and non-linear dependency data at the same time (which includes revolve schedules), the additional storage can be reused to buffer data for forward restart checkpointing. This additional storage is here referred to as the “intermediate storage”.

The schedule now consists of additional actions which control the storage and deletion of checkpoints, advancement of the forward and adjoint, and also the state of the intermediate storage. Specifically a schedule now consists of the following actions and parameters.

- **Clear(clear_ics, clear_data)**: Clear the intermediate storage. If **clear_ics** is true, clear the buffer used to store forward restart data. If **clear_data** is true, clear storage of non-linear dependency data.
- **Configure(store_ics, store_data)**: Configure the intermediate storage. If **store_ics** is true, enable buffering of forward restart data. If **store_data** is true, enable storage of non-linear dependency data.
- **Write(n, storage)**: Transfer the intermediate storage to a checkpoint stored in the storage indicated by **storage**, yielding a checkpoint associated with step **n**.
- **Forward(n_0, n_1)**: Advance the forward from the start of step **n_0** to the start of step **n_1**.
- **Read(n, storage, delete)**: Load a checkpoint associated with step **n** from the storage indicated by **storage**, and store in the intermediate storage. If **delete** is true then the checkpoint should be deleted.
- **Reverse(n_1, n_0)**: Advance the adjoint from the start of step **n_1** to the start of step **n_0** (i.e. over steps **n_1** - 1 to **n_0** inclusive).
- **EndForward()**: Indicates that the original forward calculation has concluded.
- **EndReverse(exhausted)**: Indicates that an adjoint calculation has concluded. If **exhausted** is true then no further adjoint calculation is possible without a complete recalculation of the forward, and the schedule concludes. Otherwise further actions can be supplied for additional adjoint calculations.

The schedules considered in this article always make use of checkpoint data by loading a checkpoint before it is deleted, and hence the **delete** parameter of the **Read** action can be used to delete a checkpoint the last time it is loaded. For more general schedules an extra action to delete checkpoints could be added.

For checkpoint deferment, actions 2 and 3 in Table 1 can be replaced with:

- **Configure(True, False)**: Enable storage of forward restart data, disable storage of non-linear dependency data.
- **Forward(1, 3)**: Advance the forward from the start of step 1 to the start of step 3.
- **Write(1, disk)**: Transfer the intermediate storage to a checkpoint, yielding a checkpoint associated with the start of step 1 sufficient to advance the forward over steps 1 and 2.

- `Clear(True, True)`: Clear the intermediate storage.

A revolve `firstturn` action, for example action 4 in Table 1, can be replaced with:

- `Configure(False, True)`: Disable storage of forward restart data, enable storage of non-linear dependency data.
- `Forward(3, 4)`: Advance the forward over the final step.
- `Reverse(4, 3)`: Advance the adjoint over the final step.
- `Clear(True, True)`: Clear the intermediate storage.

A revolve `youturn` action can be handled similarly.

`Read` actions direct that the loaded checkpoint data should be stored in the intermediate storage. This approach allows the following construction

- `Read(2, 'RAM', True)`
- `Write(2, 'disk')`

to transfer a checkpoint from memory to disk. Such transfers can occur, for example, in H-Revolve schedules [13]. When loading forward restart data the forward calculation itself must also be initialised to allow later forward advancement. The details of this re-initialisation are not specified as part of the schedule, but the forward may be initialized when loading forward restart checkpoints. In the schedules to follow `Clear` actions are added after `Read` actions, and it can alternatively be inferred that the forward calculation can be re-initialised here, from the intermediate storage, before the intermediate storage is cleared.

3.5. Indicating the number of model steps

The generation of a schedule always requires one piece of information from the application code: the total number of steps. In the following an auxiliary action (not part of the schedule, but instead provided by the application code) `Initialize(max_n)` indicates, at the start of the calculation, that the number of steps is `max_n`. The auxiliary action `Finalize(max_n)` indicates, at the end of the original forward calculation, that the number of steps is `max_n`.

3.6. Example schedules

Checkpointing schedules are implemented in `t1m_adjoint` using Python generators. This approach allows a schedule to indicate a checkpointing action to perform, and to hand back control to the application code, while also maintaining the current state of the scheduler. The logical flow of code defining the schedule itself is maintained, simplifying the implementation of new schedules.

The schedules can be applied in general to any model compatible with the `t1m_adjoint` algorithmic differentiation tool. No further modification of application code, beyond the specification of forward steps and the definition of the schedule, is needed. All checkpointing schedules can, moreover, be applied to

index	action(parameters)	forward state	adjoint state
0	<code>Configure(True, True)</code>	-	-
1	<code>Forward(0, 9223372036854775807)</code>	$0 \rightarrow 4$	-
-	<code>Finalize(4)</code>	-	-
2	<code>EndForward()</code>	-	-
3	<code>Reverse(4, 0)</code>	-	$4 \rightarrow 0$
4	<code>EndReverse(False)</code>	-	-

Table 2: A “store everything” checkpointing schedule for a model consisting of 4 steps.

higher order adjoint calculations. In the reverse-over-forward approach used by `tlm_adjoint` tangent-linear equations are derived and then processed as new forward equations [20]. This allows, for example, more advanced checkpointing schedules to be applied in the calculation of Hessian matrix actions.

The “non-linear dependencies” as considered here are defined to be the forward dependencies of the adjoint. `tlm_adjoint` substitutes these with dependencies of all derivatives of forward residuals, which defines a superset of the desired non-linear dependencies. This may in particular include excess parameters or variables when an activity analysis is applied.

3.6.1. Full storage

Table 2 provides a schedule associated with the “store everything” approach, where data is stored in memory. This is trivially applicable to a model with an arbitrary number of steps. In the schedule this is evident in action 1, where the forward is permitted to advance a large number of steps (here the value of `sys.maxsize` in Python). No checkpoints are stored, and instead both forward restart data and non-linear dependency data are retained in the intermediate storage. At the end of the calculation the data in the intermediate storage is retained, permitting a subsequent adjoint calculation without needing a new forward calculation.

3.6.2. Periodic storage

Table 3 provides a schedule associated with the periodic storage of checkpoint data on disk, with checkpoints stored every 2 steps, and with forward restart data buffered in memory. In this schedule the non-linear dependency data for multiple steps, between the forward restart checkpoint locations, is stored in the intermediate storage when advancing the adjoint. If pairs of consecutive steps were to be combined into a single step then this approach is equivalent to a “store all forward restarts” approach, storing data necessary to restart the forward at the start of any given step. The number of forward steps in the original forward calculation is considered initially unknown, leading to additional advancement of the forward over steps 3 and 4. The checkpoints on disk are retained, permitting a subsequent adjoint calculation without needing a new forward calculation.

index	action(parameters)	forward state	adjoint state
0	Configure(True, False)	-	-
1	Forward(0, 2)	$0 \rightarrow 2$	-
2	Write(0, disk)	-	-
3	Clear(True, True)	-	-
4	Configure(True, False)	-	-
5	Forward(2, 4)	$2 \rightarrow 4$	-
-	Finalize(4)	-	-
6	Write(2, disk)	-	-
7	Clear(True, True)	-	-
8	EndForward()	-	-
9	Read(2, disk, False)	$\rightarrow 2$	-
10	Clear(True, True)	-	-
11	Configure(False, True)	-	-
12	Forward(2, 4)	$2 \rightarrow 4$	-
13	Reverse(4, 2)	-	$4 \rightarrow 2$
14	Clear(True, True)	-	-
15	Read(0, disk, False)	$\rightarrow 0$	-
16	Clear(True, True)	-	-
17	Configure(False, True)	-	-
18	Forward(0, 2)	$0 \rightarrow 2$	-
19	Reverse(2, 0)	-	$2 \rightarrow 0$
20	Clear(True, True)	-	-
21	EndReverse(False)	-	-

Table 3: A checkpointing schedule associated with periodic storage on disk, for a model consisting of 4 steps, where the number of steps is only indicated to the scheduler at the end of the original forward calculation.

3.6.3. A revolve schedule

The schedule in Table 4 corresponds to revolve schedule in Table 1. The intermediate storage has one of three states: storing only forward data for a forward restart checkpoint (e.g. actions 0–3), storing only non-linear dependency data for the adjoint (e.g. actions 18–21), and storing no data (actions 15–17). The revolve algorithm only permits the adjoint to be run once per original forward calculation, and hence the `EndReverse` action has `exhausted=True`.

Note that, while it may break the assumptions of the revolve algorithm and storage limits might be exceeded, the schedule permits a complete adjoint calculation even with an arbitrary computational graph. For example action 4 indicates that data for a forward restart checkpoint should be stored in the intermediate storage. This occurs in action 5 as the forward advances. The data is transferred to a checkpoint in action 6, and then the intermediate storage is cleared in action 7. Even if calculations in later steps depend on additional forward variables, not recorded in the forward restart checkpoint, these need not appear in the checkpoint. In this example any additional forward variables required to advance over step 3 need not be stored in the checkpoint, as the forward only advances over step 3 once (in action 9). More generally data required for advancement of the forward over later steps may appear in later forward restart checkpoints. Through explicit control of both the intermediate storage and forward advancement via the schedule, it is possible to store only data necessary to advance the forward over a specific sequences of steps.

There is, however, potential inefficiency during the adjoint calculation, as the range of steps over which the forward needs to advance from a forward restart checkpoint may reduce, either as the adjoint advances or as new forward restart checkpoints are created. For example the forward restart checkpoint created in actions 4–7 contains data sufficient to advance over steps 1 and 2. At action 20 the adjoint advances over step 2, and any additional data required to advance the forward over step 2 could then in principle be removed from the checkpoint.

The storage used for checkpoints is indicated by the `storage` parameter for the `Read` or `Write` actions. `tlm_adjoint` includes an implementation of the mixed memory-disk approach of Stumm and Walther [10], the approach combining periodic disk and binomial checkpointing described in Pringle et al. [21] and in the supporting information for Goldberg et al. [22], and also provides two-level mixed memory-disk schedules by interfacing with the H-Revolve library [13].

4. Mixing storage of forward restart and non-linear dependency data

Fully optimal schedules, where mixed storage of forward restart and non-linear dependency data are considered, require detailed knowledge of different costs. Here, instead, assumptions as used in the revolve algorithm are considered, with the additional assumption that forward restart and single-step non-linear dependency data sizes are the same. This demonstrates the potential of using more detailed knowledge of the computational graph for improved checkpointing performance.

index	action(parameters)	forward state	adjoint state
-	Initialize(4)	-	-
0	Configure(True, False)	-	-
1	Forward(0, 1)	$0 \rightarrow 1$	-
2	Write(0, disk)	-	-
3	Clear(True, True)	-	-
4	Configure(True, False)	-	-
5	Forward(1, 3)	$1 \rightarrow 3$	-
6	Write(1, disk)	-	-
7	Clear(True, True)	-	-
8	Configure(False, True)	-	-
9	Forward(3, 4)	$3 \rightarrow 4$	-
10	EndForward()	-	-
11	Reverse(4, 3)	-	$4 \rightarrow 3$
12	Clear(True, True)	-	-
13	Read(1, disk, False)	$\rightarrow 1$	-
14	Clear(True, True)	-	-
15	Configure(False, False)	-	-
16	Forward(1, 2)	$1 \rightarrow 2$	-
17	Clear(True, True)	-	-
18	Configure(False, True)	-	-
19	Forward(2, 3)	$2 \rightarrow 3$	-
20	Reverse(3, 2)	-	$3 \rightarrow 2$
21	Clear(True, True)	-	-
22	Read(1, disk, True)	$\rightarrow 1$	-
23	Clear(True, True)	-	-
24	Configure(False, True)	-	-
25	Forward(1, 2)	$1 \rightarrow 2$	-
26	Reverse(2, 1)	-	$2 \rightarrow 1$
27	Clear(True, True)	-	-
28	Read(0, disk, True)	$\rightarrow 0$	-
29	Clear(True, True)	-	-
30	Configure(False, True)	-	-
31	Forward(0, 1)	$0 \rightarrow 1$	-
32	Reverse(1, 0)	-	$1 \rightarrow 0$
33	Clear(True, True)	-	-
34	EndReverse(True)	-	-

Table 4: A checkpointing schedule corresponding to that in Table 1, with explicit control of intermediate storage, with deferred checkpointing, and with deletion of checkpoint data.

4.1. Assumptions

It is assumed that the non-linear dependency data associated with any single step has the same size as the forward restart data associated with the start of any step. Other assumptions are as for the revolve algorithm. It is assumed that the number of forward steps in the original forward calculation is known at the start of the forward calculation. It is assumed that the forward restart data size is always the same, irrespective of the steps over which the forward is subsequently to be advanced (ignoring in particular additional costs associated with “long-range” dependencies). The performance of the schedule is defined in terms of the total number of forward steps taken – which is a measure of runtime performance, excluding the cost of adjoint advancement, if the time taken to solve each forward step is the same, and all runtime costs associated with storage are ignored. The forward and adjoint always advance over full steps, and (as in section 12.3 of Griewank and Walther [6]) we do not permit the calculation of forward data for earlier steps using forward data for later steps. It is not assumed that non-linear dependency data for step m suffices to restart the forward at the start of step $m + 1$.

Without increasing the total number of forward steps required, we can exclude the case where both forward restart data associated with the start of a step, and non-linear dependency data associated with the same step, are stored in checkpoints at the same time. This can be concluded by observing that we need only store forward restart data for a step m in a checkpoint, allowing a restart at the start of step m , if we later wish to recompute forward data within that step. Since here the forward always advances over full steps (excluding the possibility of only some forward data within a step being recomputed), rerunning the forward over step m recomputes the non-linear dependency data for that step. Hence if the forward is later rerun over step m we need not simultaneously store the non-linear dependency data in a checkpoint, and if the forward is not later rerun over step m we need not store the forward restart data in a checkpoint. If a schedule results in both being checkpointed at the same time, we can therefore always modify the schedule so that only one is checkpointed at a time, without increasing the total number of forward steps.

As in Zhang and Constantinescu [16] we consider s checkpointing units, which may be used to store forward restart or non-linear dependency data. Storing forward restart data, or non-linear dependency data for one step, each use one unit of storage, and are referred to respectively as a forward restart checkpoint or non-linear dependency data checkpoint. It is important to note, however, that while stored non-linear dependency data is sufficient to advance the adjoint over a step, it may not be sufficient to restart and advance the forward calculation.

Given the observation above, we limit consideration to the case where a checkpoint associated with a step is used either to restart the forward at the start of the step, or to store non-linear dependency data for the step, but not both. We assume one additional unit of storage is available to store non-linear dependency data used to advance the adjoint one step, and use this as the intermediate storage.

4.2. Dynamic programming problem

Given s remaining checkpointing units, we consider the problem of advancing the adjoint over n steps – i.e. advancing the adjoint to start of step n_0 , given that the forward is initially at the start of step n_0 and the adjoint is initially at the start of step $n_0 + n$.

A schedule is constructed by considering three cases.

1. If $n \leq s + 1$ then non-linear dependency data for the first $n - 1$ steps can be stored in checkpoints, and non-linear dependency data for the last step stored in the intermediate storage. n forward steps are required.
2. If $s = 1$ and $n > 2$ then a forward restart checkpoint is stored at the start of the first step, and the forward is repeatedly advanced to recompute non-linear dependency data. When the adjoint has two steps left to advance over, the restart checkpoint is deleted and replaced with storage of non-linear dependency data for the first step, saving one forward step. $n(n + 1)/2 - 1$ forward steps are required.
3. Otherwise data is stored in a checkpoint, and the forward advances, using one of the following approaches.
 - (a) Store a forward restart checkpoint associated with the start of the first step and advance m steps, for some $m \in \{1, \dots, n - 1\}$. There are s checkpointing units to advance the adjoint over the first m steps, and $s - 1$ checkpointing units to advance the adjoint over the remaining $n - m$ steps.
 - (b) Advance the forward one step, storing non-linear dependency data associated with the step in a checkpoint. There are $s - 1$ checkpointing units to advance the adjoint over the remaining $n - 1$ steps.

Note that it is assumed that a forward restart checkpoint is not initially stored at the start of the first step.

The minimal number of forward steps taken is defined by the dynamic programming problem³ (defined for positive integer n and integer $s \geq \min(1, n - 1)$)

$$p(n, s) = \begin{cases} n & \text{if } n \leq s + 1, \\ \frac{1}{2}n(n + 1) - 1 & \text{if } s = 1 \\ & \text{and } n > 2, \\ \min \begin{cases} \min_{m \in \{2, \dots, n-1\}} [m + p(m, s) + p(n - m, s - 1)] \\ 1 + p(n - 1, s - 1) \end{cases} & \text{otherwise.} \end{cases} \quad (1)$$

This has been simplified slightly in range of m considered in the inner minimum, which follows as $p(m, s) > 0$ – that is, the forward must always advance at least two timesteps after a forward restart checkpoint is stored.

³This notation differs from Griewank and Walther [7] – here the *total* number of forward steps is considered.

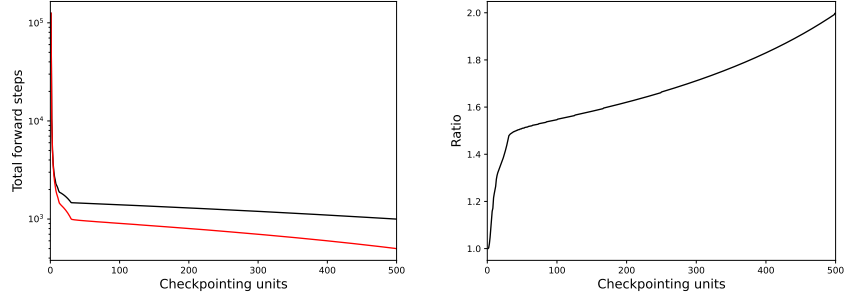


Figure 4: Comparison of revolve versus a schedule satisfying (1). Left: Total number of forward steps for a revolve schedule (black line) and a schedule satisfying (1) (red line). Right: The ratio: the total number of forward steps for the revolve schedule, divided by the total number of forward steps for a schedule satisfying (1). 500 forward steps in the original forward calculation are considered.

Cases 2 and 3a are similar to the cases that appear in the dynamic programming problem associated with the revolve algorithm, except for the reduction by one step in the former. This can be seen in the similarity of elements of the dynamic programming problem (1) to the dynamic programming problem appearing in Griewank and Walther [7] (their equation (2)). The performance of a schedule satisfying (1) is demonstrated relative to the revolve algorithm in Figure 4.

The solution to the dynamic programming problem (1) is equivalent to the solution of the CAMS-GEN double dynamic programming problem for $l = 1$ stage [16, Lemmas 2 and 3 and Theorem 2], provided appropriate terminating cases corresponding to cases 1 and 2 above are used. However these terminating cases require the ability to later replace a forward restart checkpoint with a non-linear dependency data checkpoint, for case 2 above. Further here a dynamic programming problem is defined, in place of the double dynamic programming problem used to define the CAMS-GEN algorithm.

Before constructing a schedule a further problem is first considered, encountered after loading, but not deleting, a forward restart checkpoint. In this case, given s remaining checkpointing units, the total number of forward steps required to advance the adjoint over n steps is (defined for non-negative integer s and integer $n > s + 1$)

$$p_0(n, s) = \begin{cases} \frac{1}{2}n(n+1) - 1 & \text{if } s = 0, \\ \min_{m \in \{1, \dots, n-1\}} [m + p(m, s+1) + p(n-m, s)] & \text{otherwise.} \end{cases} \quad (2)$$

This is similar to the problem (1), but takes account of the additional restart checkpoint already available at the start of the first step. Note that $n \leq s + 1$ is excluded, as then case 1 above would apply. The possibility that a non-linear dependency data checkpoint associated with the first step is stored, before the restart checkpoint associated with the first step is deleted, is excluded, since it

has already been asserted that both forward restart and non-linear dependency data for the first step cannot be stored in checkpoints at the same time.

4.3. Constructing a schedule

For the original forward run a schedule is constructed by solving the dynamic programming (1), keeping a record of the cases which lead to optimal solutions. Ties are broken by prioritizing storage of non-linear dependency data over storage of forward restart data, and by maximizing forward advancement when forward restart checkpoints are stored. In `tlm_adjoint` the dynamic programming problem (1) is solved using tabulation, with the key section of code just-in-time compiled using Numba [27]. Memoization is used if Numba is not available. After the forward run the adjoint can advance one step, using non-linear dependency data stored in intermediate storage.

When advancing the adjoint (after the first adjoint step, and assuming the original forward calculation consists of more than one step) the last checkpoint is loaded, and then one of the following cases applies, where here the checkpoint contains data for step n_0 , and the adjoint is at the start of step n_1 .

1. If the checkpoint contains non-linear dependency data, we have $n_0 = n_1 - 1$. The checkpoint can be deleted.
2. If the checkpoint contains forward restart data and, possibly after deleting the checkpoint, there is sufficient storage (in checkpointing units and the intermediate storage) to store all non-linear dependency data for steps n_0 to $n_1 - 1$ inclusive, the checkpoint can be deleted, and rerunning of the forward used to recompute non-linear dependency data for steps n_1 to $n_1 - 1$ inclusive. Non-linear dependency data for steps n_0 to $n_1 - 2$ inclusive is stored in checkpoints. Non-linear dependency data for step $n_1 - 1$ is stored in the intermediate storage.
3. Otherwise, the checkpoint contains forward restart data, and the forward is advanced from the start of step n_0 to the start of step n_1 using a solution to (2). Ties are broken as for the schedule for the original forward run.

After each of these cases the adjoint can advance one step using data stored in the intermediate storage, and the process then repeats for the complete adjoint calculation.

A schedule for the case of 4 forward steps and with 2 checkpointing units is shown schematically in Figure 5, and the full schedule listed in Table 5. Note that non-linear dependency data is stored in checkpoints using actions 0–3 and 15–18, and loaded in actions 23 and 26. Note also that a forward restart checkpoint associated with the start of step 1 is deleted in action 13, and the freed checkpointing unit is used to store non-linear dependency data for step 1 using actions 15–18.

A schedule for the case of 5 forward steps and with 2 checkpointing units is shown schematically in Figure 6. This schedule takes 8 forward steps in total. A forward restart checkpoint is stored at the start of the forward calculation, and is later deleted and the storage reused to store non-linear dependency data. A revolve schedule for this case takes 11 forward steps in total.

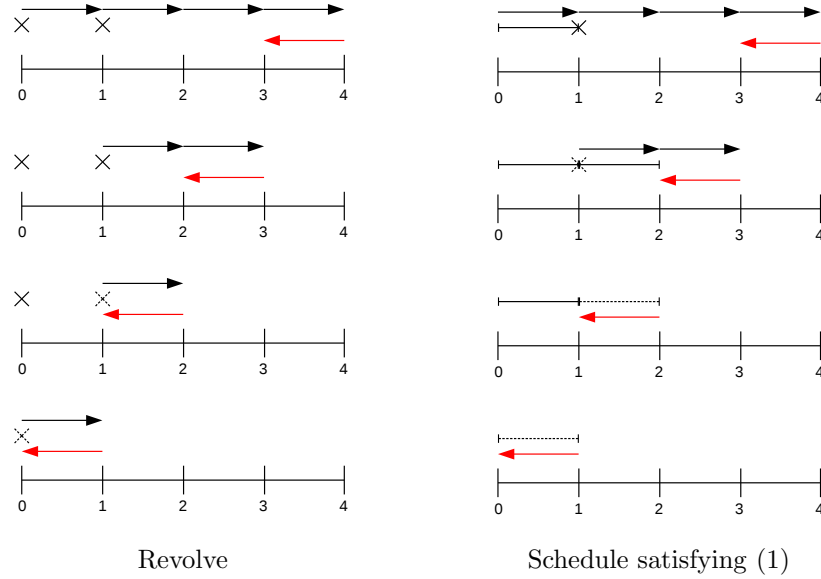
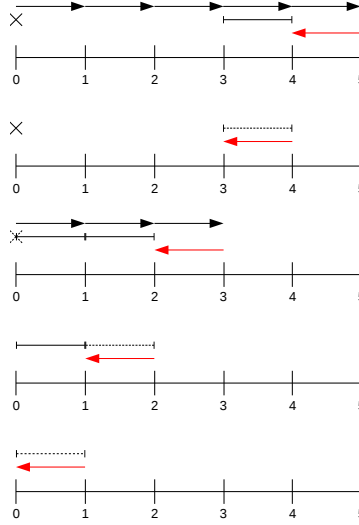


Figure 5: Schematics of checkpointing schedules for the case of 4 forward steps and 2 checkpointing units. The schedules proceed from top to bottom. In each case the black arrows pointing to the right, at the top, indicate forward advancement. Below this a filled cross indicates a forward restart checkpoint, and a filled line with end bars a non-linear dependency data checkpoint, with checkpoints either stored as part of the indicated forward advancement, or retained from previous forward advancement. Dashed versions of these indicate a checkpoint which is loaded and then deleted. Red arrows pointing to the left indicate adjoint advancement, occurring after loading of checkpoints and forward advancement. Left: A revolve schedule, taking 8 forward steps in total. Right: A schedule satisfying (1), taking 6 forward steps in total.

index	action(parameters)	forward state	adjoint state
-	Initialize(4)	-	-
0	Configure(False, True)	-	-
1	Forward(0, 1)	$0 \rightarrow 1$	-
2	Write(0, disk)	-	-
3	Clear(True, True)	-	-
4	Configure(True, False)	-	-
5	Forward(1, 3)	$1 \rightarrow 3$	-
6	Write(1, disk)	-	-
7	Clear(True, True)	-	-
8	Configure(False, True)	-	-
9	Forward(3, 4)	$3 \rightarrow 4$	-
10	EndForward()	-	-
11	Reverse(4, 3)	-	$4 \rightarrow 3$
12	Clear(True, True)	-	-
13	Read(1, disk, True)	$\rightarrow 1$	-
14	Clear(True, True)	-	-
15	Configure(False, True)	-	-
16	Forward(1, 2)	$1 \rightarrow 2$	-
17	Write(1, disk)	-	-
18	Clear(True, True)	-	-
19	Configure(False, True)	-	-
20	Forward(2, 3)	$2 \rightarrow 3$	-
21	Reverse(3, 2)	-	$3 \rightarrow 2$
22	Clear(True, True)	-	-
23	Read(1, disk, True)	$\rightarrow \star$	-
24	Reverse(2, 1)	-	$2 \rightarrow 1$
25	Clear(True, True)	-	-
26	Read(0, disk, True)	$\rightarrow \star$	-
27	Reverse(1, 0)	-	$1 \rightarrow 0$
28	Clear(True, True)	-	-
29	EndReverse(True)	-	-

Table 5: A checkpointing schedule which yields a solution to the dynamic programming problem (1). The forward consists of 4 steps, and there are 2 checkpointing units. A change in forward state $\rightarrow \star$ indicates that, in general, the data loaded from a checkpoint is insufficient to restart the forward. The forward advances 6 steps in total.



Schedule satisfying (1)

Figure 6: Schematic of a checkpointing schedule satisfying (1) for the case of 5 forward steps and 2 checkpointing units. For interpretation see Figure 5. The schedule takes 8 forward steps in total.

While it may break the data size assumptions and exceed storage limits, the checkpointing schedule described in this section permits a complete adjoint calculation even with an arbitrary computational graph.

5. Conclusions

A high-level algorithmic differentiation approach, particularly when combined with automated code generation, can significantly simplify the development of an adjoint model. However it also provides a high-level, and simplified, view of the model itself. Instead of considering a very large number of relatively elementary operations, one can consider a relatively small number of much more complicated operations, with much of the complexity of the latter handled by the code generator.

The discussion of this article focuses on how the simplified structure – appearing in the form of a computational graph with fewer nodes and edges – can be used when applying checkpointing strategies. In particular it is possible to distinguish between the storage required to restart and advance the forward, and storage required to advance the adjoint. This allows the use of checkpointing strategies which mix storage of forward restart and non-linear dependency data in checkpoints.

An example of such a strategy was demonstrated, where it was assumed that the sizes of forward restart data and single-step non-linear dependency

data were the same. In terms of the total number of forward steps the resulting schedule outperforms the revolve algorithm, and is equivalent to the CAMSGEN algorithm for $l = 1$ stage providing appropriate terminating cases are used in defining the dynamic programming problem. If the size of the single-step non-linear dependency data differs from the size of forward restart data, but the sizes of each are fixed for each step and their relative size is known, then a generalization could be considered. More generally it is natural that one could apply a dynamic approach, using knowledge of the computational graph of the forward, as the forward calculation proceeds, to determine the checkpointing schedule structure. At the end of the original forward calculation further optimization, based on the now complete knowledge of the computational graph, could be applied. However further optimization in terms of the total number of forward steps could easily be offset in more practical cases by, for example, storage performance limits, particularly in large parallel calculations.

If an equation represents the solution of a non-linear problem, for example the solution of a finite element discretized non-linear partial differential equation, and if linear systems involving the adjoint of the equation Jacobian matrix can be solved efficiently, then an adjoint calculation can be particularly efficient. For example if Newton’s method is applied to solve an equation, then the forward performs multiple linear solves involving the Jacobian matrix, while the adjoint performs a single linear solve involving the adjoint of the Jacobian matrix. This approach leads to a case of a particularly efficient adjoint calculation in Farrell et al. [1]. For such models the cost of a forward step may be much larger than the cost of an adjoint step, and it may be particularly important to avoid additional forward steps when performing an adjoint calculation. Allowing non-linear dependency data to be stored in checkpoints is one way to avoid expensive additional non-linear forward solves when performing the adjoint calculation.

An optimal schedule is defined only for a given performance model. In practice the relative costs of different elements of the calculation will depend on details of the implementation. Runtime performance, and storage performance and limits, will also depend on the details of the system on which the calculation is performed. In the context of automated code generation these details appear below the level of the domain specific language meaning that, for a separation between application development and implementation optimization to be maintained, the development of higher performance checkpointing approaches itself requires automation.

Data availability

`tlm_adjoint` is available at https://github.com/jrmaddison/tlm_adjoint. The version as described in this article is available at [28].

Acknowledgements

This work was supported by the Natural Environment Research Council [NE/T001607/1].

This research was funded in whole, or in part, by the Natural Environment Research Council [NE/T001607/1]. For the purpose of open access, the author has applied a creative commons attribution (CC BY) licence to any author accepted manuscript version arising.

JRM acknowledges useful communications with, and code contributions by, David A. Ham.

References

- [1] P. E. Farrell, D. A. Ham, S. W. Funke, M. E. Rognes, Automated derivation of the adjoint of high-level transient finite element programs, *SIAM Journal on Scientific Computing* 35 (2013) C369–C393. doi:10.1137/120873558.
- [2] M. S. Alnæs, A. Logg, K. B. Ølgaard, M. E. Rognes, G. N. Wells, Unified Form Language: A domain-specific language for weak formulations of partial differential equations, *ACM Transactions on Mathematical Software* 40 (2014) 9:1–9:37. doi:10.1145/2566630.
- [3] A. Logg, K.-A. Mardal, G. N. Wells (Eds.), Automated solution of differential equations by the finite element method, volume 84 of *Lecture Notes in Computational Science and Engineering*, Springer-Verlag Berlin Heidelberg, 2012. doi:10.1007/978-3-642-23099-8.
- [4] M. S. Alnæs, J. Blechta, J. Hake, A. Johansson, B. Kehlet, A. Logg, C. Richardson, J. Ring, M. E. Rognes, G. N. Wells, The FEniCS project version 1.5, *Archive of Numerical Software* 3 (2015) 9–23. doi:10.11588/ans.2015.100.20553.
- [5] S. K. Mitusch, S. W. Funke, J. S. Dokken, dolfin-adjoint 2018.1: automated adjoints for FEniCS and Firedrake, *The Journal of Open Source Software* 4 (2019). doi:10.21105/joss.01292.
- [6] A. Griewank, A. Walther, Evaluating derivatives, second ed., Society for Industrial and Applied Mathematics, 2008.
- [7] A. Griewank, A. Walther, Algorithm 799: Revolve: An implementation of checkpointing for the reverse or adjoint mode of computational differentiation, *ACM Transactions on Mathematical Software* 26 (2000) 19–45. doi:10.1145/347837.347846.
- [8] Q. Wang, P. Moin, G. Iaccarino, Minimal repetition dynamic checkpointing algorithm for unsteady adjoint calculation, *SIAM Journal on Scientific Computing* 31 (2009) 2549–2567. doi:10.1137/080727890.
- [9] P. Stumm, A. Walther, New algorithms for optimal online checkpointing, *SIAM Journal on Scientific Computing* 32 (2010) 836–854. doi:10.1137/080742439.

- [10] P. Stumm, A. Walther, MultiStage approaches for optimal offline checkpointing, *SIAM Journal on Scientific Computing* 31 (2009) 1946–1967. doi:10.1137/080718036.
- [11] G. Aupy, J. Herrmann, P. Hovland, Y. Robert, Optimal multistage algorithm for adjoint computation, *SIAM Journal on Scientific Computing* 38 (2016) C232–C255. doi:10.1137/15M1019222.
- [12] M. Schanen, O. Marin, H. Zhang, M. Anitescu, Asynchronous two-level checkpointing scheme for large-scale adjoints in the spectral-element solver Nek5000, *Procedia Computer Science* 80 (2016) 1147–1158. doi:10.1016/j.procs.2016.05.444.
- [13] J. Herrmann, G. Pallez (Aupy), H-Revolve: a framework for adjoint computation on synchronous hierarchical platforms, *ACM Transactions on Mathematical Software* 46 (2020). doi:10.1145/3378672.
- [14] N. Kukreja, J. Hückelheim, M. Louboutin, P. Hovland, G. Gorman, Combining checkpointing and data compression to accelerate adjoint-based optimization problems, in: R. Yahyapour (Ed.), *Euro-Par 2019: Parallel Processing*, Springer Nature Switzerland AG, 2019, pp. 87–100.
- [15] H. Zhang, E. Constantinescu, Revolve-based adjoint checkpointing for multistage time integration, in: M. Paszynski, D. Kranzlmüller, V. V. Krzhizhanovskaya, J. J. Dongarra, P. M. A. Sloot (Eds.), *Computational Science – ICCS 2021*, Springer Nature Switzerland AG, 2021, pp. 451–464.
- [16] H. Zhang, E. M. Constantinescu, Optimal checkpointing for adjoint multistage time-stepping schemes, *Journal of Computational Science* 66 (2023) 101913. doi:10.1016/j.jocs.2022.101913.
- [17] U. Naumann, Optimal Jacobian accumulation is NP-complete, *Mathematical Programming* 112 (2008) 427–441. doi:10.1007/s10107-006-0042-z.
- [18] P. Jain, A. Jain, A. Nrusimha, A. Gholami, P. Abbeel, J. Gonzalez, K. Keutzer, I. Stoica, Checkmate: Breaking the memory wall with optimal tensor rematerialization, in: I. Dhillon, D. Papailiopoulos, V. Sze (Eds.), *Proceedings of Machine Learning and Systems*, volume 2, 2020, pp. 497–511.
- [19] M. Kirisame, S. Lyubomirsky, A. Haan, J. Brennan, M. He, J. Roesch, T. Chen, Z. Tatlock, Dynamic tensor rematerialization (2021). URL: <https://arxiv.org/abs/2006.09616v4>. arXiv:2006.09616v4.
- [20] J. R. Maddison, D. N. Goldberg, B. D. Goddard, Automated calculation of higher order partial differential equation constrained derivative information, *SIAM Journal on Scientific Computing* 41 (2019) C417–C445. doi:10.1137/18M1209465.

- [21] G. J. Pringle, D. C. Jones, S. Goswami, S. H. K. Narayanan, D. Goldberg, Providing the ARCHER community with adjoint modelling tools for high-performance oceanographic and cryospheric computation, Technical Report eCSE03-09, EPCC, 2016. Version 1.1.
- [22] D. N. Goldberg, T. A. Smith, S. H. K. Narayanan, P. Heimbach, M. Morlighem, Bathymetric influences on Antarctic ice-shelf melt rates, *Journal of Geophysical Research: Oceans* 125 (2020) e2020JC016370. doi:10.1029/2020JC016370.
- [23] F. Rathgeber, D. A. Ham, L. Mitchell, M. Lange, F. Luporini, A. T. T. Mcrae, G.-T. Bercea, G. R. Markall, P. H. J. Kelly, Firedrake: Automating the finite element method by composing abstractions, *ACM Transactions on Mathematical Software* 43 (2016). doi:10.1145/2998441.
- [24] S. K. Mitusch, An algorithmic differentiation tool for FEniCS, Master’s thesis, University of Oslo, 2018.
- [25] G. K. Vallis, *Atmospheric and oceanic fluid dynamics*, Cambridge University Press, 2006. Third printing 2008.
- [26] N. Kukreja, J. Hückelheim, M. Lange, M. Louboutin, A. Walther, S. W. Funke, G. Gorman, High-level python abstractions for optimal checkpointing in inversion problems (2018). URL: <http://arxiv.org/abs/1802.02474v1>. arXiv:1802.02474v1.
- [27] S. K. Lam, A. Pitrou, S. Seibert, Numba: a LLVM-based Python JIT compiler, in: *LLVM ’15: Proceedings of the Second Workshop on the LLVM Compiler Infrastructure in HPC*, Association for Computing Machinery, 2015, pp. 1–6. doi:10.1145/2833157.2833162.
- [28] jrmaddison/tlm_adjoint: tlm_adjoint 2023/03/01, 2023. doi:10.5281/zenodo.7695475.