

# Measuring Stereotypes using Entity-Centric Data

Navid Madani<sup>1</sup>, Rabiraj Bandyopadhyay<sup>1</sup>, Michael Miller Yoder<sup>2</sup> and Kenneth Joseph<sup>1</sup>

Department of Computer Science and Engineering, University at Buffalo<sup>1</sup>

School of Computer Science, Carnegie Mellon University<sup>2</sup>

{smadani, rabirajb, kjoseph}@buffalo.edu

yoder@cs.cmu.edu

## Abstract

Stereotypes inform how we present ourselves and others, and in turn how we behave. They are thus important to measure. Recent work has used projections of embeddings from Distributional Semantic Models (DSMs), such as BERT, to perform these measurements. However, DSMs capture cognitive associations that are not necessarily relevant to the interpersonal nature of stereotyping. Here, we propose and evaluate three novel, *entity-centric* methods for learning stereotypes from Twitter and Wikipedia biographies. Models are trained by leveraging the fact that multiple phrases are applied to the same person, magnifying the “person-centric” nature of the learned associations. We show that these models outperform existing approaches to stereotype measurement with respect to 1) predicting which identities people apply to themselves and others, and 2) quantifying stereotypes on salient social dimensions (e.g. gender). Via a case study, we also show the utility of these models for future questions in computational social science.

## 1 Introduction

Social stereotypes are collectively shared cognitive associations used to draw inferences about people (Hewstone et al., 2002). Social stereotypes are important because they inform how we present ourselves and others, and in turn, our behavior in social settings (Stryker, 1980). Measures of stereotypes held or expressed by a group of people can therefore help us to understand and/or predict their behaviors (Heise, 1987). Social psychologists have developed a host of survey-based methods to measure the stereotypes elicited by particular *social identities*, the words and phrases we use to label ourselves and others (Hilton and von Hippel, 1996). However, survey-based methods do not scale to the myriad ways people identify themselves (MacKinnon and Heise, 2010), nor can they easily capture

differences across subgroups or contexts (Smith-Lovin and Douglas, 1992). This is even more true on social media, where stereotypes emerge in unique and time-evolving language across many different communities (Joseph et al., 2016).

Computational tools have been developed to address these challenges. Most, though not all (e.g. CH-Wang and Jurgens, 2021; Hoyle et al., 2019; Bamman and Smith, 2014; Field et al., 2019) of these methods function by projecting embeddings from pre-trained distributional semantic models (DSMs; e.g. GloVe or BERT) onto important social dimensions of meaning, such as gender (Caliskan et al., 2022) and race (Field et al., 2021a). One can then, for example, measure stereotypes that associate occupational identities to particular races and genders, and study how these stereotypes correlate with discriminatory behavior (Garg et al., 2018).

There are, however, reasons to believe that we can improve on existing strategies. Empirically, approaches using static pre-trained embeddings accurately measure stereotypes only for a limited set of identities on a limited set of dimensions (Joseph and Morgan, 2020). Additionally, while part of the promise of these NLP methods is that they might allow us to study new subgroups in new domains, domain adaptation of pre-trained models for stereotype measurement is difficult (Field and Tsvetkov, 2019), requiring innovative approaches to dimension projection and/or potentially prohibitive levels of fine tuning (Lucy et al., 2022).

Theoretically, DSMs are based on the assumption that contextual similarity—similarity in where phrases appear in text—is a strong proxy for semantic similarity (roughly, synonymy). The idea behind this assumption is that words with high levels of semantic similarity should have similar cognitive associations to other words, and thus high contextual similarity as well (Miller and Charles, 1991). Two words with high levels of semantic similarity could therefore be said to share “linguistic

stereotypes.” The core distinction between these *linguistic* stereotypes and the *social* stereotypes we are interested in measuring here is that linguistic stereotypes represent words with similar associations to *similar other words* and social stereotypes represent similar associations to *similar kinds of people*. One ramification of this distinction is that pre-trained DSMs *require* that we project onto dimensions of social meaning to recover social stereotypes, because DSMs otherwise place identities nearby in embedding space that have similar linguistic stereotypes but distinct social ones, like “Democrat” and “Republican” (An et al., 2018).

It stands to reason, then, that to better measure social stereotypes we should look to data that tell us about social, rather than linguistic, stereotypes, i.e. to data that tell us which identities tend to be applied to *the same people*.<sup>1</sup> The present work aims to develop such data, and to build models that allow us to measure stereotypes using them.<sup>2</sup> More specifically, we construct two English-language datasets of sets of identities applied to the same person: one derived from over 4 million Twitter profile biographies, and the other from over 400,000 Wikipedia biographies. We then develop and validate three new models for measuring stereotypes built on these data. In sum, the present work provides three contributions to the literature:

- We introduce two new English-language *entity-centric* (Field and Tsvetkov, 2019) datasets containing sets of identities that refer to the same person in Twitter and Wikipedia biographies. These data can be used to study social stereotypes and how they inform presentation of the self and other.
- We develop new, straightforward methods to measure stereotypes using these data. Specifically, we propose a model that learns stereotypes exclusively from entity-centric data, and two models that use these data as a fine-tuning step for pre-trained DSMs.
- We perform an extensive validation, finding that a Sentence-BERT (Reimers and Gurevych, 2019) model fine-tuned on entity-centric data consistently outperforms our two other models, as well as baseline DSMs, on two in-domain evaluation tasks. We also provide a brief case study and error analysis.

<sup>1</sup>This claim does not preclude the idea that humans learn stereotypes from context (Caliskan and Lewis, 2020).

<sup>2</sup>Code and data will be available upon acceptance

## 2 Background and Motivation

We study stereotypes elicited by the words and phrases people use to describe themselves and others in natural language. These words and phrases range from unigrams like “dancer” to richer, more complex expressions with similar meanings, like “Avid fan of dancing”. It is therefore more accurate to say that natural language expresses both identities and phrases that signal identity, what Pathak et al. (2021) call *personal identifiers*. Here, we retain the phrase identity as a familiar and concise shorthand, but note that many phrases we study signal identity in the form of expressed traits, behaviors, and/or interests.

A significant literature devoted to measuring stereotypes exists in NLP. The present work is most aligned with efforts that use contextualized embeddings (e.g. Kurita et al., 2019; Lucy et al., 2022; Field et al., 2019; Guo and Caliskan, 2021) to do so. We extend this work by proposing new models informed by entity-centric data; we also provide a new evaluation dataset of social media-relevant identities (see Section 3). In this vein, our work relates to the literature on entity-centric analysis (Field and Tsvetkov, 2019). Entity-centric work predominantly focuses on using phrases that carry known (e.g. from survey data) stereotypes to understand how individuals are portrayed (Antoniak et al., 2019; Mendelsohn et al., 2020; Ziems and Yang, 2021; Lucy et al., 2020). The present work considers the complementary question: what can entity-centric data tell us about the stereotypes of a given social group or in a given social context when no measurements exist?

At least three other articles address this question. Bamman and Smith (2014) develop a method to learn character tropes via a latent-variable model of phrases applied to the same character. And Hoyle et al. (2019) and Field and Tsvetkov (2020) learn gender-stereotypical words using statistical models informed by entity-centric data. The present work complements these efforts by using entity-centric data to 1) produce embeddings that are 2) representative stereotypes along multiple dimensions of social meaning.

To this end, it is important to motivate why such an embedding model is useful. It is well established that age, race, and gender (Berger et al., 1972; Mark et al., 2009), and partisanship (Iyengar and Westwood, 2015; DellaPosta, 2020), are critical dimensions along which stereotypes form. How-

ever, scholars believe that many other unnamed and more context-specific dimensions likely exist (Kozlowski et al., 2019), that even known stereotypes can vary in importance across social contexts (MacKinnon and Heise, 2010), and that existing methods for measuring stereotypes fail even for important status dimensions like race (Joseph and Morgan, 2020). In turn, many social processes, especially homophily (McPherson et al., 2001), are based on how people use stereotypes to infer similarity with others across all of these sometimes unknown, dynamic, and hard to measure dimensions. Analyses of processes like homophily are therefore enhanced by access to embeddings where proximity in the embedding space relates directly to similarity in social stereotypes, without necessarily needing to know all dimensions of meaning or be able to accurately measure each one. Moreover, as we show in our case study, qualitative analysis of these nearest neighbor results can help us draw insights about important dimensions of meaning that may be useful in understanding stereotypes and how they are used in particular contexts.

### 3 Data

We collect and use two novel entity-centric datasets of identities, one from Twitter user profile biographies (hereafter *Twitter bios*) and the other from Wikipedia biographies (hereafter *Wikipedia bios*). We introduce limited notation here to describe the data. First, let  $X$  denote the full dataset of extracted identities from a given source (Wikipedia or Twitter), where  $X^i = \{x_1^i, x_2^i, \dots, x_k^i\}$  represents a set of  $k$  identities extracted from a single bio. Second, let  $V$  be a vocabulary of all unique identities in the training portion of  $X$ .

**Twitter Biographies.** Twitter bios are rich sources of information that succinctly represent how people label themselves (Pathak et al., 2021). We use the method from Pathak et al. (2021) to extract identities from 3,534,903 Twitter bios that contain at least two identities, with  $|V|=22,516$ . The extraction method is straightforward and consists of two steps, one where Twitter bios are split into chunks using a manually crafted regular expression, and a second cleaning step. For example, from the Twitter bio "Progressive Christian, wife, I am a proud Canadian," their method extracts *Progressive Christian*, *wife* and *proud Canadian*. Further details about the data are in Appendix A.1.

**Wikipedia Biographies.** Wikipedia bios are a widely studied source of data on (perceptions of) people and their identities (Graells-Garrido et al., 2015; Sun and Peng, 2021; Wagner et al., 2015). To extract identities, we focus on the first sentence of each bio, and extract all compound nouns linked to the biography subject through the verb "be" using spacy's dependency parser. For example, the sentence "Stephen Davis is an American music journalist and historian." would result in  $X^i = \{\text{music journalist, historian}\}$ . We extract identities from 436,132 Wikipedia bios, with  $|V|=11,074$ ; see Appendix A.2.

**Evaluation Survey Data.** Stereotype measurement models in NLP are typically evaluated by projecting embeddings onto particular dimensions (e.g. gender) and then comparing those projections with survey data. However, existing survey data is restricted to identities that are less prevalent in online settings, limiting their applicability to our work. Further, no existing survey data captures stereotypes on partisanship. As such, we opt here to develop a new (and public) survey dataset that captures stereotypes 1) for common phrases in Twitter bios and 2) on the dimension of partisanship, and use this in our evaluation.

Our survey study was ruled exempt by the IRB at [REMOVED]. We asked 140 respondents on ProLific to rate 250 common identities in Twitter bios on four dimensions: gender, race, age, and partisanship. Each respondent rated between four and seven identities, and each identity was given to at least 3 respondents. We use the mean and standard deviation of ratings for each identity on each dimension in our analysis. To select identities, we ranked identities in the Twitter dataset by frequency, and then manually selected the first 250 phrases that clearly signaled identity. For gender, age, and race, we followed the approach outlined by Joseph and Morgan (2020) exactly, using the same slider-based Likert scale. For partisanship, we used the same slider-based Likert scale approach, and the ends of the scale were "Always Democrat" vs. "Always Republican." See Appendix A.3 for full details.

### 4 Methods

In this section we introduce 1) three new methods to leverage entity-centric data to measure stereotypes, and 2) how we evaluate their performance.

## 4.1 Models

Our first model uses entity-centric data only, helping to assess how well we can measure stereotypes by exploiting only the intuition that entity-centric data capture social stereotypes. The latter two, “hybrid” models balance between stereotype information contained in entity-centric data and the semantic information in large, pre-trained DSMs.

**Entity Only Model** The *Entity Only* (short for Entity-centric Only) model is constructed by applying word2vec (Mikolov et al., 2013) to (the training portion of)  $X$ . In the commonly used terminology for word2vec, we treat identities applied to the same person in a given bio as a context. Our intuition is that if the original word2vec model can leverage contextual similarity on the “word-to-linguistic context” matrix to identify words with shared “linguistic stereotypes”, it may also be useful to leverage the “identity-to-person context” matrix to identify words with shared social stereotypes. We use word2vec models with an embedding size of 768 to match the other models used below, and train for 300 epochs with a window size of 8 (only .01% of bios contain more than 8 identities). See Appendix B.2 for additional details.

**Hybrid BERT** Our first hybrid model, *Hybrid Bert*, fine-tunes a BERT model on entity-centric data. To fine-tune, we use a masked language modeling (MLM) approach, randomly masking one of the identities for each biography. This approach was based on initial findings that forcing the model to predict full identities generated better embeddings in terms of ad hoc nearest neighbor queries than the standard approach to MLM. To prepare our dataset for training, we take each of the instances  $X^i$  and concatenate the phrases in it to form a full sentence. We then mask one of the identities and fine-tune a BERT-base model for 5 epochs while monitoring 10% of the training set as validation data. We used a learning rate of  $2e-5$  with a batch size of 64. Model training took approximately one day using a single A100 GPU.

**Hybrid S-BERT** Sentence-BERT produces better representations than BERT for similarity-based queries (Reimers and Gurevych, 2019). Given our interest in these kinds of similarity queries, we therefore construct a second hybrid model, *Hybrid S-BERT*. Sentence-BERT uses *contrastive learning*, where the learning setup must be carefully

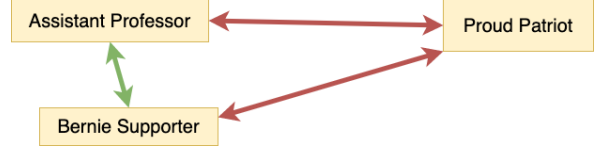


Figure 1: A visualization of the desired embedding space.

constructed (Schroff et al., 2015). We develop an intuitive but effective approach here.

In a contrastive learning framework, each data point is a *triplet* consisting of an *anchor*, a *positive*, and a *negative* sample. Our goal is to reshape the embedding space through fine-tuning such that for each triplet, the distance between anchor and positive samples is minimized while the distance between anchor and negative samples is maximized. For example, assume *assistant professor* and *Bernie supporter* are frequently used together in Twitter bios, but *assistant professor* nor *Bernie supporter* frequently co-occur with *proud patriot*. We would therefore desire these three phrases’ embeddings to form a shape similar to Figure 1 in a two dimensional embedding space, where *assistant professor* and *Bernie supporter* are close to each other but far from *proud patriot*.

We can frame this contrastive learning problem as a regression task: given a triplet of anchor ( $X_a$ ), positive ( $X_p$ ) and negative ( $X_n$ ) samples and a similarity measure (here, cosine similarity), our objective is for  $cs(X_a, X_p) = 1.0$  and  $cs(X_a, X_n) = 0.0$  for all training points, where  $cs$  stands for cosine similarity. We can then optimize this objective function using mean squared error. The challenge is to construct an effective set of triplets to train on. To do so, we first take an instance  $X^i$  from training set, and then randomly select an identity from  $X^i$  to be the positive sample. We name the remaining identities in  $X^i$  the anchor sample. Finally, we randomly select an identity that never co-occurs with the positive sample in training set as the negative sample. As an example, from the bio [assistant professor, Bernie supporter, #blacklivesmatter] we set *assistant professor*, #blacklivesmatter as the anchor sample, *Bernie supporter* as the positive sample, and randomly select a negative sample that never co-occurred with *Bernie supporter*. We construct a triplet for each  $X^i \in X$  using this method, and uses these to fine-tune an *mpnet-base* Sentence Bert model. Models were trained for 5 epochs, which took approximately



one day using a single A100 GPU. Additional details can be found in Appendix B.3.

## 4.2 Evaluation

We conduct two kinds of evaluation, an in-domain prediction task where the goal is to predict a held-out identity for an individual given all of their other identities, and a dimension-based task focused on how effectively each model captures stereotypes in survey data. For the prediction task, we study models trained and evaluated separately on Twitter and Wikipedia data; the dimension evaluation is focused on the Twitter models. In all cases, we compare our models to three baseline DSMs used frequently in prior work: BERT (Devlin et al., 2019), RoBERTa (Liu et al., 2019), and Sentence-BERT (Reimers and Gurevych, 2019). These baselines were selected after experiments with other reasonable approaches, see Appendix B.4.

**Predictive Evaluation** Before training, we randomly hold out 20% of  $X$  in each dataset as a test set. For each observation in the test set, we ensure that *at least one* of the identities is in  $V$ . For the  $i$ th sample, we then take one identity,  $X_t^i$ , as the hold-out target and call the rest of the bio  $X_r^i$ . We ensure  $X_t^i$  is in  $V$ , i.e. in all cases the target is observed at least once in the training data.

To generate predictions, we first generate an embedding for  $X_r^i$ ,  $L_r^i = \text{embedding}(X_r^i)$ ; details on how embeddings are generated for each model are in Appendix B.5. We then measure the similarity of  $L_r^i$  with the embedding of all identities  $v \in V$ ,  $\text{Similarity}(L_r^i, L_v^i)$ , leaving us with  $|V|$  similarity scores to  $L_r^i$ .<sup>3</sup> We evaluate similarity scores returned by each model using three evaluation metrics: *average rank*, *log softmax score* and *top 1% accuracy*. Average rank is computed by, for each test point, finding the ranking of  $X_t^i$  in the scores produced by each model, and taking the average over all test points. The log softmax score draws on prior work (Joseph and Morgan, 2021) and transforms similarity scores into a probability distribution using the softmax, and then take the log of the results. Finally, the top 1% accuracy metric measures the ability of each model to rank the target identity in the top 1% of  $|V|$  and is used as a more tangible metric for predictive power.

<sup>3</sup>Recent work has suggested that transforming embeddings before similarity comparisons is important (Timkey and van Schijndel, 2021). We do not find performance improvements here, and so do not do so.

Finally, for evaluation, we split our test data into two sets, a main evaluation set ( $XX$  of the test data), where  $X_r^i$  also contains at least one identity observed in the training data, and a generalizability set, in which no identities in  $X_r^i$  are seen in the training data. This is necessary to fairly evaluate our *Entity Only* model, which has a restricted vocabulary, to the other models, each of which are capable of handling out-of-domain text,<sup>4</sup> but is also a useful test of the in-domain generalizability of the other models. We evaluate results separately for these two test datasets.

**Dimension-based Evaluation** We evaluate the Twitter-based models on their ability to identity stereotypes associating 250 Twitter-relevant identities with four dimensions of social meaning—age, gender, race, and partisanship—using the survey data introduced in Section 3. Our evaluation setup follows the ranking task outlined by Joseph and Morgan (2020), we review the approach briefly here. First, for each model we produce embeddings of all 250 identities included in the survey. Second, we projected these embeddings onto each of the four dimensions in the survey data; we use the dimension endpoints from Joseph and Morgan (2020) and the projection method from Ethayarajh et al. (2019). Finally, taking the example of the identity “grad student” on gender, we calculate the percentage of other identities in  $V$  that are stereotyped as more likely to be a woman (man) than “grad student” in the survey data, which are also estimated to be more likely to be a woman (man) based on the projected model embedding. Like Joseph and Morgan (2020), we exclude comparisons where mean survey ratings are within a standard deviation of each other. We take the average over all identities to compute a result for each dimension for each model. For race, we compute the average over stereotypical associations to all racial categories in our data (White, Black, Middle Eastern, Hispanic, and Asian).

Finally, to evaluate cross-domain performance, we compare projections from our Wikipedia trained models to these survey data, and compare projections from Twitter bio models on gender stereotypes for a list of 343 occupational identities from Bolukbasi et al. (2016).

<sup>4</sup>Note that  $X_r^i$  can still contain phrases that the Entity only model does not recognize and replaces them with the zero vector.

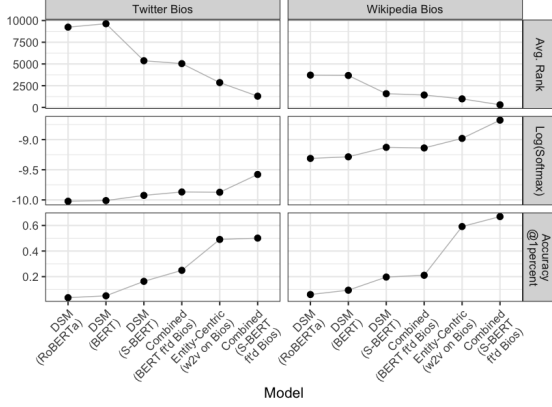


Figure 2: Performance of each model (x-axis) on each of our three outcome metrics (separate plot rows) for models trained on both Twitter and Wikipedia biographies (separate columns) for the main test set. Note that for rankings, lower is better.

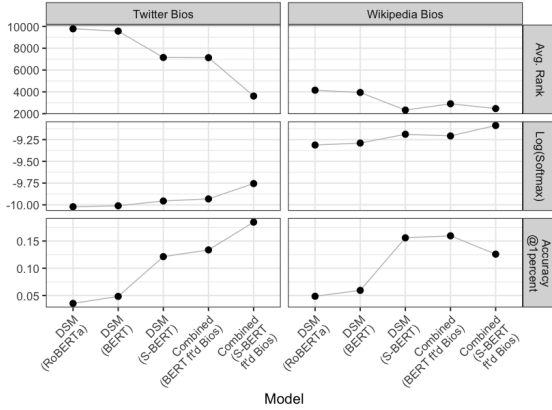


Figure 3: Performance of each model (x-axis) on each of our three outcome metrics (separate plot rows) for models trained on both Twitter and Wikipedia (separate columns) for the generalizability test set.

## 5 Results

### 5.1 Predictive Evaluation

**Results** The Hybrid S-BERT model consistently outperforms all other models on all three evaluation metrics on the main test dataset. This can be seen in Figure 2, which shows performance on our three metrics separately for Twitter and Wikipedia bios. Figure 2 also reveals that the next best model, in all cases, was the *Entity Only* model, and that the *Hybrid BERT* model does not show the same jump in performance relative to the baseline BERT model that the *Hybrid S-BERT* model does. Finally, we see that the baseline S-BERT model outperforms the baseline BERT model. These findings collectively suggest that performance gains cannot only be attributed to fine-tuning on in-domain language,

but instead that our contrastive learning setup was effective and that Sentence-BERT is indeed the more effective initial model for fine-tuning.

Figure 3 shows that the Hybrid S-BERT model also outperforms other models on generalizability test set, *but only for Twitter bios*. For Twitter, even when the Hybrid model is not exposed to any of the identities in  $X_r^i$ , it improves by nearly 100% over the standard S-BERT model in terms of average rank, and Top 1% accuracy increases by 6 percent in absolute terms. We do not see the same performance gains for the Wikipedia model. We believe this is related to the fact that Sentence-BERT was itself trained in part on Wikipedia, and thus that without additional fine-tuning on these identities, the Hybrid models tended to fall back on pre-trained embeddings which already contained relevant semantic knowledge.

**Error Analysis** Our understanding of the proposed models is improved by studying where errors occur. Here, we briefly present both quantitative and qualitative reflections on the major sources of error for the Entity Only and Hybrid S-BERT models for Twitter, although claims here generalize to the Wikipedia models as well. Quantitatively, Figure 4 shows that both models performed best, and roughly equally well, on the most frequent identities, but that differences appeared in how the models fared elsewhere.

The Entity Only model’s ranking distribution (the marginal density plot on the right-hand side of Figure 2) was bimodal, with a large number of high (poor performance) and low (strong performance) ranks for test points. Perhaps unsurprisingly, we find qualitatively that the poor performance of the Entity Only model relative to the Hybrid S-BERT model largely came from an inability 1) to learn from compositional identities or 2) to leverage relevant external knowledge. These issues seemed to impact the model most for moderately frequent target identities, those appearing between 300-10,000 times in the training data. With respect to 1), for example, when provided the Twitter bio "mother of two, restaurant owner, partly retired, hockey coach"<sup>5</sup>, the Entity Only model ranks the correct held-out identity, "wife," among the least likely. In contrast, the Hybrid S-BERT model correctly ranks "wife" in the Top 1%. The core difference is that the Hybrid S-BERT model, but not the Entity Only model, leverages the gender stereotype implied by

<sup>5</sup>This bio has been modified to protect user privacy

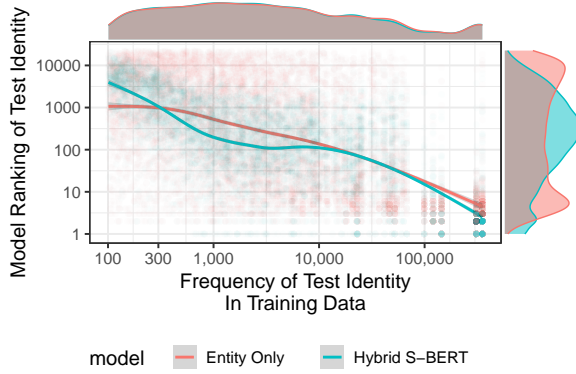


Figure 4: Average rank (y-axis) versus the frequency of that phrase in training dataset (x-axis) for 10K sample test points (each overplotted point) for the Entity Only and Hybrid S-BERT models. Fit line is a generalized additive model; marginal densities are also displayed.

the “mother” portion of the phrase “mother of two.” With respect to 2), there were several cases where external knowledge from the pre-trained model benefited the Hybrid models. For example, the Hybrid models, but not the Entity Only models, were able to recognize the similarity between the identities “follower of ISKCON” (a Hindu religious organization) and “proud Hindu.” Both of these were relatively infrequently used.

In contrast, relative to the Entity Only model, Hybrid models struggled with the *most infrequent* identities, in particular the roughly 18% of identifiers in the test set that occurred fewer than 300 times in the training data. In these cases, as in prior work entity-centric domain adaptive work (Field and Tsvetkov, 2019), the Hybrid models seemed to rely too heavily on knowledge from the pre-trained model and not enough to domain-relevant context. In contrast, the Entity-centric model seemed to benefit on the prediction task from overfitting to stereotypical knowledge for these rarer phrases. This is surprising, but is similar in certain ways to the findings of Wolfe and Caliskan (2021). The Hybrid models also struggled when presented with identities, such as Twitter-specific acronyms, that were likely rare in the DSM data, but more frequent on Twitter. Here, pre-training seemed to induce noise, leading the Hybrid models to predict somewhat randomly.

## 5.2 Dimension-based Evaluation

The Hybrid S-BERT model outperforms all other models on average across all dimensions. Across all identities on all dimensions, the Hybrid S-BERT

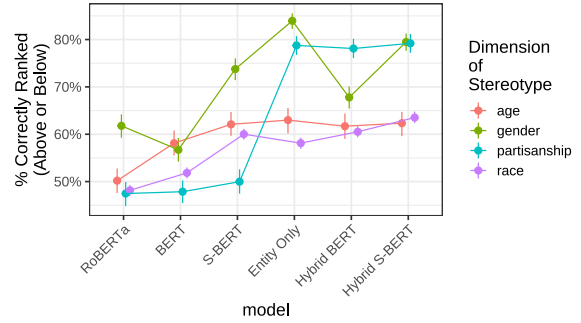


Figure 5: On average, across all identities, the percent of other identities that were correctly ranked above or below it (y-axis) on the given dimension of stereotype (separate colored lines) for each model (x-axis). Error bars are 95% bootstrapped confidence intervals.

model had the correct ranking in 67.3% [66.4,68.2] of comparisons, versus 64.5%, 63.8%, and 60.7% for the Entity Only, Hybrid BERT, and S-BERT models, respectively. The other two baselines performed poorly, at nearly chance levels.

With respect to specific dimensions, as expected given prior work (Joseph and Morgan, 2020), nearly all of the models performed best on gender. The one exception was the Hybrid BERT model, which performed best on partisanship. Indeed, all three models trained on Twitter bios significantly outperformed the baselines on the partisanship dimension. Given the salience of politics on social media (Bail et al., 2018), this difference reflects the importance of ensuring measures of stereotypes are calibrated to the domain of interest.

This point is further enforced by the fact that performance improvements on domain-relevant identities do *not* extend to out-of-domain identities. On the more traditional identities in the survey data from Bolukbasi et al. (2016), the vanilla S-BERT model correctly predicts 78.3% [76.3, 80.1] of rankings, compared to approximately 75% for both the Wikipedia and Twitter bio-trained Hybrid S-BERT models. Similarly, our models trained on Wikipedia bios perform on par with or worse than the baseline models when evaluated using the survey data we collect here.

Finally, with the exception of the race dimension, the Entity Only model actually exceeds the performance of the Hybrid S-BERT model. Deeper inspection reveals that the difference comes down to the relative infrequency of the seed words for certain racial categories, in particular for the Hispanic category. As suggested elsewhere (Lucy et al., 2022; Joseph and Morgan, 2020; Field and

Model	Ten Nearest Neighbors to “father of 6”
<b>S-BERT</b>	father of 5, father of 4, father of 3, father of five, father of 2, father of four, mother of 6, father of 1, father of three, father of one
<b>Entity Only</b> (Twitter)	father of 3, father, on gab, father of 4, president trump, father of 5, wawaw, cannabis advocate, husband to one, the9
<b>Hybrid S-BERT</b> (Twitter)	blessed husband, father of five, father of four, husband of 1, granddad, husband of one, dad of 4, father of 5, buckeye fan, proud papa

Table 1: Top ten nearest neighbors in  $V$  to the identity *father of 6* for three models

Tsvetkov, 2019), then, it would appear that the utility of semantic knowledge from pre-trained models is limited for identifying stereotypes of salient identities on salient dimensions of meaning for domain relevant identities.

## 6 Case Study

As noted in Section 2, better measures of stereotypes can help us 1) in studying similarity-based social processes (e.g. homophily) and 2) to better understand presentation of the self and other in particular social contexts. Here, we present a brief case study on how comparisons across several models of the nearest neighbors for a single identity can help with the latter.

Table 1 presents the ten nearest neighbors (in terms of cosine similarity) for the identity “father of 6” for the S-BERT, Entity Only, and Hybrid S-BERT models. Results for S-BERT are centered largely on linguistic overlap, and include two identities of particular interest: “mother of 6” and “father of one”. In the former case, mothers of six are distinct from fathers of six on implied gender, arguably the most salient dimension of social stereotyping. In the latter, while “father of one” and “father of 6” have gendered and age-based similarities, those with one (or two, or three) children likely harbor a particular form of incredulity reserved for individuals who can handle six. Qualitatively, then, S-BERT produces nearest neighbors that are linguistically similar and socially relevant, but also some that imply distinct stereotypes on both salient (gender) and less salient (six kids are harder than one kid) dimensions.

The Entity Only model, in contrast, has a number of linguistically distinct identities. Instead, it leans towards more frequent phrases on Twitter, and seems to associate “father of 6” with right-leaning political identities like “on gab” and “president trump.”

Finally, the Hybrid S-BERT model results appear, as would be expected, to fall somewhere in between. The phrases are similar to S-BERT in their linguistic similarities to “father of six,” but references to “mother” and fathers of fewer than four children are gone. Instead, results are tinged with religious (“blessed husband”) and much more implicit but still gendered and partisan stereotypes; “Buckeye fan” refers to the Ohio State Buckeyes, a University with some of the most popular sports teams in the right-leaning state of Ohio. This aligns with empirical realities: Christian religious identities in the U.S. that would align with having more children (Mosher et al., 1992) also tend to align with right-leaning politics (Armaly et al., 2022).

This brief, qualitative case study surfaces the importance in Twitter bios of a rarely studied social dimension, religious affiliation, that requires further study, as well as reminding us of the myriad ways in which partisanship can be implicitly signaled and inferred (DellaPosta, 2020). Critically, our methods also then allow us, with higher fidelity than prior work, to dig further into these dimensions. For example, we could turn to investigating empirically whether or not “Buckeye fans” are indeed likely to be perceived as Republicans (using our models, at least, they are), and whether or not these implicit partisan stereotypes drive social processes like homophily on Twitter.

## 7 Conclusion

The present work makes contributions in both data and method to our ability to measure stereotypes implied by the many ways in which people label themselves and others online. Via a brief case study, we show that these contributions lead to insights about subtle and rarely studied dimensions of stereotyping that drive self presentation on Twitter.

These contributions come, however, with the caveat that the models we develop improve over baseline performance only within domain; models trained on Wikipedia data are not effective for Twitter data, and vice versa. Moreover, Wikipedia models seems to be limited in their improvements to identities observed in the training data. Given the context-dependent nature of identity and stereotyping, this is not necessarily surprising, but nonetheless requires care and additional study in future work.



## 8 Limitations

Our work contains a number of limitations that should be considered when assessing and using our data, models, and conclusions. With respect to data, we subset Twitter data to a partially machine-classified language identifier, meaning we may undercount minority and/or marginalized identities in our dataset (Blodgett et al., 2016). This may exacerbate an already existing issue that our models learn stereotypes from the majority white, male, and younger users of Twitter and Wikipedia. Similarly, our dimension evaluation data is largely stereotypes as defined by white, American women (see Appendix for demographic details), which limits their generalizability.

Of course, the greatest harms caused by stereotyping are precisely those held by individuals in privileged positions in society. It thus with a degree of intention (and an acknowledged dose of convenience) that we focus on these populations. Nonetheless, future work in both data collection and model development is needed to think more about how to identify differences in stereotypes across subgroups and social contexts.

In addition to data drawing primarily from hegemonic populations, our work relies on imperfect extraction methods. Pathak et al. (2021) estimate their model has only roughly 80% precision, meaning that our dataset contains a large number of noise terms in the vocabulary. We engaged in manual filtering to account for this when we selected identities for our survey, but additional manual work may further improve results. Similarly, our simplistic approach to extracting Wikipedia identities could be extended to the entire biographies, rather than the first sentence. In our case, as we detail in the Appendix, our efforts to do so produced significant noise, but others may improve on this attempt.

With respect to our models, the entity-centric model we construct is simple, and does not take advantage of embeddings that can learn subword or subphrase embeddings to address issues either with compositional phrases or out-of-vocabulary identities. Being able to improve these models, to the extent that we can fully escape fine-tuning of large pretrained models, would be useful for researchers like ourselves who do not have access to dozens of GPUs.

## 9 Ethics Statement

One can crudely separate the way that members of the NLP community acknowledge stereotypes embedded in language into three camps. In the first, acknowledgement is largely non-existent, with scholars either choosing to ignore the social implications of language or arguing that it is not within their purview to address them. In the second, scholars concerned with the potential that NLP tools might reify biases in language have sought to develop tools to reduce or remove the use of biased tools in production. Example efforts include the literature on “debiasing” embedding spaces—where scholars aim to remove meaning on “unwanted dimensions” (i.e. on social dimensions of meaning) and keep it only on “objective” dimensions (i.e. on more traditional semantic dimensions)—and work to carefully elaborate how problems can arise from NLP tools that do not critically engage with the social implications of language (Blodgett et al., 2020; Field et al., 2021b).

While we strongly support the latter line of critical scholarship, we fall into a third camp of NLP researchers, who see the potential for NLP methods that capture stereotypes in language to help inform our understanding of society and its inequities (Kozlowski et al., 2019; Bailey et al., 2022; Garg et al., 2018). As individuals who are supportive of existent critical literature, and who are still building stereotyping methods, we must accept that our methods can be used not only to measure stereotypes but also to apply those stereotypes for nefarious purposes, such as racially-biased targeted advertising (Ali et al., 2019). The ultimate ethical question that we must address, then, is whether we believe that our measurement strategies will ultimately do more harm than good.

Our decision to submit the present work for consideration reflects our belief, after deliberation, that the potential benefits of understanding how stereotypes manifest, are applied, and are acted upon on social media platforms like Twitter and Wikipedia outweigh the potential misuse of our tools. Specifically, from a benefits perspective, we hope to use these methods to better understand 1) how hegemonic voices are often given outsized attention on social media platforms, and 2) how attacks on marginalized communities changed along with the political climate in the United States. From a misuse perspective, we do not believe that the methods we have developed here are more effective at target-

ing individuals than the tools already in existence elsewhere, tools which use orders of magnitude more compute data and power.

A similar value judgement was applied to the other ethical question in our work: whether or not to publicly release our entity-centric datasets, in particular, the Twitter data. Because we release a derived source of data (lists of sets of identities that co-occur within profiles), release of these data does not violate the Twitter Terms of Service. Additionally, our data do not include identities used in fewer than 100 unique biographies, and thus do not include any individually identifying phrases. Further, in debating whether or not to release these data, efforts we made to use these phrases to re-identify accounts in our dataset suggest it is extremely difficult to do so (i.e. we were not able to). We therefore believe that the utility of these data to the scientific community, both for replicability and extension, outweigh the dangers of data release.

Finally, we ensure that in all cases, data are protected by terms of agreement that require their use specifically for research and/or replication efforts.

Of course, in all cases, data and methods usage is a continually evolving process, and we will re-evaluate this value judgement as often as is needed.

## References

- Muhammad Ali, Piotr Sapiezynski, Miranda Bogen, Aleksandra Korolova, Alan Mislove, and Aaron Rieke. 2019. Discrimination through optimization: How facebook’s ad delivery can lead to biased outcomes. *Proceedings of the ACM on human-computer interaction*, 3(CSCW):1–30.
- Jisun An, Haewoon Kwak, and Yong-Yeol Ahn. 2018. SemAxis: A Lightweight Framework to Characterize Domain-Specific Word Semantics Beyond Sentiment. In *Proceedings of the 56th Annual Meeting of the Association for Computational Linguistics (Volume 1: Long Papers)*, pages 2450–2461.
- Maria Antoniak, David Mimno, and Karen Levy. 2019. [Narrative Paths and Negotiation of Power in Birth Stories](#). *Proceedings of the ACM on Human-Computer Interaction*, 3(CSCW):88:1–88:27.
- Miles T. Armaly, David T. Buckley, and Adam M. Enders. 2022. [Christian Nationalism and Political Violence: Victimhood, Racial Identity, Conspiracy, and Support for the Capitol Attacks](#). *Political Behavior*, 44(2):937–960.
- Christopher A. Bail, Lisa P. Argyle, Taylor W. Brown, John P. Bumpus, Haohan Chen, M. B. Fallin Hunzaker, Jaemin Lee, Marcus Mann, Friedolin Merhout, and Alexander Volfovsky. 2018. [Exposure to opposing views on social media can increase political polarization](#). *Proceedings of the National Academy of Sciences*, 115(37):9216–9221.
- April H Bailey, Adina Williams, and Andrei Cimpian. 2022. Based on billions of words on the internet, people= men. *Science Advances*, 8(13):eabm2463.
- David Bamman and Noah A. Smith. 2014. Unsupervised discovery of biographical structure from text. *Transactions of the Association for Computational Linguistics*, 2:363–376.
- Joseph Berger, Bernard P. Cohen, and Morris Zelditch Jr. 1972. Status characteristics and social interaction. *American Sociological Review*, pages 241–255.
- Su Lin Blodgett, Solon Barocas, Hal Daumé III, and Hanna Wallach. 2020. [Language \(Technology\) is Power: A Critical Survey of "Bias" in NLP](#). *arXiv preprint arXiv:2005.14050*.
- Su Lin Blodgett, Lisa Green, and Brendan O’Connor. 2016. Demographic dialectal variation in social media: A case study of African-American English. *EMNLP’16*.
- Tolga Bolukbasi, Kai-Wei Chang, James Y. Zou, Venkatesh Saligrama, and Adam T. Kalai. 2016. Man is to computer programmer as woman is to homemaker? debiasing word embeddings. In *Advances in Neural Information Processing Systems*, pages 4349–4357.
- Aylin Caliskan, Pimparkar Parth Ajay, Tessa Charlesworth, Robert Wolfe, and Mahzarin R. Banaji. 2022. [Gender Bias in Word Embeddings: A Comprehensive Analysis of Frequency, Syntax, and Semantics](#). In *Proceedings of the 2022 AAAI/ACM Conference on AI, Ethics, and Society*, pages 156–170.
- Aylin Caliskan and Molly Lewis. 2020. Social biases in word embeddings and their relation to human cognition.
- Sky CH-Wang and David Jurgens. 2021. [Using sociolinguistic variables to reveal changing attitudes towards sexuality and gender](#). In *Proceedings of the 2021 Conference on Empirical Methods in Natural Language Processing*, pages 9918–9938, Online and Punta Cana, Dominican Republic. Association for Computational Linguistics.
- Alexander Coppock, Thomas J. Leeper, and Kevin J. Mullinix. 2018. [Generalizability of heterogeneous treatment effect estimates across samples](#). *Proceedings of the National Academy of Sciences*, 115(49):12441–12446.
- Marta R. Costa-jussà, Pau Li Lin, and Cristina España-Bonet. 2019. [GeBioToolkit: Automatic Extraction of Gender-Balanced Multilingual Corpus of Wikipedia Biographies](#).

- Daniel DellaPosta. 2020. [Pluralistic Collapse: The “Oil Spill” Model of Mass Opinion Polarization](#). *American Sociological Review*, 85(3):507–536.
- Jacob Devlin, Ming-Wei Chang, Kenton Lee, and Kristina Toutanova. 2019. Bert: Pre-training of deep bidirectional transformers for language understanding. *ArXiv*, abs/1810.04805.
- Kawin Ethayarajh, David Duvenaud, and Graeme Hirst. 2019. Understanding Undesirable Word Embedding Associations. In *Proceedings of the 57th Annual Meeting of the Association for Computational Linguistics*, pages 1696–1705, Florence, Italy. Association for Computational Linguistics.
- Anjalie Field, Gayatri Bhat, and Yulia Tsvetkov. 2019. [Contextual Affective Analysis: A Case Study of People Portrayals in Online #MeToo Stories](#). *Proceedings of the International AAAI Conference on Web and Social Media*, 13:158–169.
- Anjalie Field, Su Lin Blodgett, Zeerak Waseem, and Yulia Tsvetkov. 2021a. [A Survey of Race, Racism, and Anti-Racism in NLP](#). In *Proceedings of the 59th Annual Meeting of the Association for Computational Linguistics and the 11th International Joint Conference on Natural Language Processing (Volume 1: Long Papers)*, pages 1905–1925, Online. Association for Computational Linguistics.
- Anjalie Field, Su Lin Blodgett, Zeerak Waseem, and Yulia Tsvetkov. 2021b. [A survey of race, racism, and anti-racism in NLP](#). In *Proceedings of the 59th Annual Meeting of the Association for Computational Linguistics and the 11th International Joint Conference on Natural Language Processing (Volume 1: Long Papers)*, pages 1905–1925, Online. Association for Computational Linguistics.
- Anjalie Field and Yulia Tsvetkov. 2019. [Entity-Centric Contextual Affective Analysis](#). In *Proceedings of the 57th Annual Meeting of the Association for Computational Linguistics*, pages 2550–2560, Florence, Italy. Association for Computational Linguistics.
- Anjalie Field and Yulia Tsvetkov. 2020. [Unsupervised Discovery of Implicit Gender Bias](#). In *Proceedings of the 2020 Conference on Empirical Methods in Natural Language Processing (EMNLP)*, pages 596–608, Online. Association for Computational Linguistics.
- Nikhil Garg, Londa Schiebinger, Dan Jurafsky, and James Zou. 2018. [Word embeddings quantify 100 years of gender and ethnic stereotypes](#). *Proceedings of the National Academy of Sciences*, 115(16):E3635–E3644.
- Eduardo Graells-Garrido, Mounia Lalmas, and Filippo Menczer. 2015. [First Women, Second Sex: Gender Bias in Wikipedia](#). In *Proceedings of the 26th ACM Conference on Hypertext & Social Media - HT ’15*, pages 165–174, Guzelyurt, Northern Cyprus. ACM Press.
- Wei Guo and Aylin Caliskan. 2021. [Detecting Emergent Intersectional Biases: Contextualized Word Embeddings Contain a Distribution of Human-like Biases](#). In *Proceedings of the 2021 AAAI/ACM Conference on AI, Ethics, and Society, AIES ’21*, pages 122–133, New York, NY, USA. Association for Computing Machinery.
- David R. Heise. 1987. [Affect control theory: Concepts and model](#). *The Journal of Mathematical Sociology*, 13(1-2):1–33.
- Miles Hewstone, Mark Rubin, and Hazel Willis. 2002. Intergroup bias. *Annual review of psychology*, 53(1):575–604.
- James L. Hilton and William von Hippel. 1996. [Stereotypes](#). *Annual Review of Psychology*, 47(1):237–271.
- Alexander Miserlis Hoyle, Lawrence Wolf-Sonkin, Hanna Wallach, Isabelle Augenstein, and Ryan Cotterell. 2019. [Unsupervised Discovery of Gendered Language through Latent-Variable Modeling](#). In *Proceedings of the 57th Annual Meeting of the Association for Computational Linguistics*, pages 1706–1716, Florence, Italy. Association for Computational Linguistics.
- Shanto Iyengar and Sean J. Westwood. 2015. Fear and loathing across party lines: New evidence on group polarization. *American Journal of Political Science*, 59(3):690–707.
- Kenneth Joseph and Jonathan H Morgan. 2020. When do word embeddings accurately reflect surveys on our beliefs about people? In *Proceedings of the 58th Annual Meeting of the Association for Computational Linguistics*, pages 4392–4415.
- Kenneth Joseph and Jonathan Howard Morgan. 2021. Friend or foe: A review and synthesis of computational models of the identity labeling problem. *The Journal of Mathematical Sociology*, pages 1–35.
- Kenneth Joseph, Wei Wei, and Kathleen M Carley. 2016. Exploring patterns of identity usage in tweets: A new problem, solution and case study. In *WWW*.
- Austin C. Kozlowski, Matt Taddy, and James A. Evans. 2019. [The Geometry of Culture: Analyzing the Meanings of Class through Word Embeddings](#). *American Sociological Review*, 84(5):905–949.
- Keita Kurita, Nidhi Vyas, Ayush Pareek, Alan W. Black, and Yulia Tsvetkov. 2019. [Measuring bias in contextualized word representations](#). *arXiv preprint arXiv:1906.07337*.
- Yinhan Liu, Myle Ott, Naman Goyal, Jingfei Du, Mandar Joshi, Danqi Chen, Omer Levy, Mike Lewis, Luke Zettlemoyer, and Veselin Stoyanov. 2019. Roberta: A robustly optimized bert pretraining approach. *arXiv preprint arXiv:1907.11692*.



- Li Lucy, Dorottya Demszky, Patricia Bromley, and Dan Jurafsky. 2020. [Content Analysis of Textbooks via Natural Language Processing: Findings on Gender, Race, and Ethnicity in Texas U.S. History Textbooks](#). *AERA Open*, 6(3):2332858420940312.
- Li Lucy, Divya Tadimeti, and David Bamman. 2022. Discovering Differences in the Representation of People using Contextualized Semantic Axes. In *Proceedings of the 2022 Conference on Empirical Methods in Natural Language Processing*.
- Neil J. MacKinnon and David R. Heise. 2010. *Self, Identity, and Social Institutions*. Palgrave Macmillan.
- Noah P. Mark, Lynn Smith-Lovin, and Cecilia L. Ridgeway. 2009. Why do nominal characteristics acquire status value? A minimal explanation for status construction. *American Journal of Sociology*, 115(3):832–862.
- M. McPherson, Lynn Smith-Lovin, and J. Cook. 2001. [Birds of a Feather: Homophily in Social Networks](#). *Annual Review of Sociology*, (1):415–444.
- Julia Mendelsohn, Yulia Tsvetkov, and Dan Jurafsky. 2020. A framework for the computational linguistic analysis of dehumanization. *Frontiers in artificial intelligence*, 3:55.
- Tomas Mikolov, Kai Chen, Greg Corrado, and Jeffrey Dean. 2013. [Efficient estimation of word representations in vector space](#). *arXiv preprint arXiv:1301.3781*.
- George A. Miller and Walter G. Charles. 1991. Contextual correlates of semantic similarity. *Language and cognitive processes*, 6(1):1–28.
- William D. Mosher, Linda B. Williams, and David P. Johnson. 1992. [Religion and fertility in the United States: New patterns](#). *Demography*, 29(2):199–214.
- Dat Quoc Nguyen, Thanh Vu, and Anh Tuan Nguyen. 2020. [BERTweet: A pre-trained language model for English tweets](#). In *Proceedings of the 2020 Conference on Empirical Methods in Natural Language Processing: System Demonstrations*, pages 9–14, Online. Association for Computational Linguistics.
- Arjunil Pathak, Navid Madani, and Kenneth Joseph. 2021. A method to analyze multiple social identities in twitter bios. *Proceedings of the ACM on Human-Computer Interaction*, 5(CSCW2):1–35.
- Nils Reimers and Iryna Gurevych. 2019. Sentencebert: Sentence embeddings using siamese bert-networks. *ArXiv*, abs/1908.10084.
- Florian Schroff, Dmitry Kalenichenko, and James Philbin. 2015. Facenet: A unified embedding for face recognition and clustering. *2015 IEEE Conference on Computer Vision and Pattern Recognition (CVPR)*, pages 815–823.
- L. Smith-Lovin and W. Douglas. 1992. An affect control analysis of two religious subcultures. *Social perspectives on emotion*, 1:217–47.
- Sheldon Stryker. 1980. *Symbolic Interactionism: A Social Structural Version*. Benjamin-Cummings Publishing Company.
- Jiao Sun and Nanyun Peng. 2021. [Men Are Elected, Women Are Married: Events Gender Bias on Wikipedia](#). In *Proceedings of the 59th Annual Meeting of the Association for Computational Linguistics and the 11th International Joint Conference on Natural Language Processing (Volume 2: Short Papers)*, pages 350–360, Online. Association for Computational Linguistics.
- William Timkey and Marten van Schijndel. 2021. [All bark and no bite: Rogue dimensions in transformer language models obscure representational quality](#). In *Proceedings of the 2021 Conference on Empirical Methods in Natural Language Processing*, pages 4527–4546, Online and Punta Cana, Dominican Republic. Association for Computational Linguistics.
- Claudia Wagner, David Garcia, Mohsen Jadidi, and Markus Strohmaier. 2015. It’s a Man’s Wikipedia? Assessing Gender Inequality in an Online Encyclopedia. In *ICWSM*, pages 454–463.
- Robert Wolfe and Aylin Caliskan. 2021. [Low frequency names exhibit bias and overfitting in contextualizing language models](#). In *Proceedings of the 2021 Conference on Empirical Methods in Natural Language Processing*, pages 518–532, Online and Punta Cana, Dominican Republic. Association for Computational Linguistics.
- Caleb Ziems and Diyi Yang. 2021. [To protect and to serve? analyzing entity-centric framing of police violence](#). In *Findings of the Association for Computational Linguistics: EMNLP 2021*, pages 957–976, Punta Cana, Dominican Republic. Association for Computational Linguistics.

## A Datasets

### A.1 Twitter Biographies

The center column of Table 2 provides summary statistics for the Twitter profile biography data we construct. We begin with a sample of 15,459,872 distinct Twitter bios from users who posted a tweet in 2020 that was found in the Decahose, and who are specified as English-language users by the Twitter API. In order to maintain a focus on culturally-shared stereotypes, we limit the size of the vocabulary to identities used in at least 100 unique Twitter bios in the training set. Further, because we are interested in stereotypical associations between identities, we further remove Twitter bios that contain less than 2 identities. After these cleaning steps,



Dataset Portion	Number of distinct records in Twitter	Number of distinct records in Wikipedia
All raw records	15,459,872	985,429
Initial training cut	12,367,897	788,343
Training dataset after cleaning	3,534,903	239,046
Initial test cut	3,091,975	197,086
Test dataset after cleaning	1,546,001	66,210
<i>main</i> test dataset	3,044,093	162,595
<i>generalizability</i> test dataset	395,583	3,233
Vocabulary (distinct phrases)	22,516	11,074

Table 2: Summary statistics for the entity-centric datasets we develop

identity	Number of times appeared
she	352,655
her	308,829
he	144,845
him	144,845
they	353,4903
writer	67,824
blm	63,388
mixer streamer freak	100
published photographer	100
sophomore	100
micah 6:8	100
public health specialist	100
britishindependence	100
vikings fan	100

Table 3: Examples of the most and (some of the) least frequent identities in the Twitter dataset

our training data consists of 3,534,903 distinct bios with 22,516 unique identities in the vocabulary. The initial 20% cut of the test dataset includes 3,091,975 bios. After cleaning the test dataset, which again includes removing bios with less than two identities and keeping only bios which contain at least one identity in  $V$ , we have 1,546,001 test bios. We then follow the approach outlined in the main text to produce a the main test dataset and the generalizability test set. Note that the size of each of these splits can be larger than the size of cleaned test dataset, because we can generate multiple instances from a given bio by randomly selecting different targets; i.e. we can generate multiple test instances out of each of profile description by selecting multiple pairs of  $X_r^i$  and  $X_t^i$ .

Finally, to provide further insight into the data,

identity	Number of times appeared
politician	24,995
writer	16,144
author	15,585
actor	14,020
singer	13,148
professor	12,343
songwriter	12,045
refugee protection	3
international cricketer	3
canoer	3
zealand ecologist	3
phytopathologist	3
rugby personality	3
conservative member	3

Table 4: Examples of the most and (some of the) least frequent identities in the Wikipedia dataset

Table 3 showcases the top 7 identities in terms of overall frequency in the training data and 7 of the least frequent identities to show that the tail still contains meaningful phrases.

## A.2 Wikipedia Profile Descriptions

To collect Wikipedia biographies, we followed the approach specified in prior work (Costa-jussà et al., 2019). Namely, in October of 2021, we crawled all biographies listed on the English version of Wikipedia under the “Living People” category. We then use the method described in the main text to extract identities for each bio. We note here also that we attempted to use the entire page, rather than only the first sentence, but found a significant amount of noise in the document-length coreference resolution methods we evaluated for our particular research questions, and thus restricted ourselves to

a higher precision, lower recall approach.

As with Twitter bios, we filter out identities unlikely to harbor culturally shared stereotypes. Because our extraction method is more straightforward in Wikipedia data, because there are fewer Wikipedia biographies, and because there are fewer concerns over user privacy for Wikipedia data, we find setting a lower threshold is appropriate; we remove identities that occur in fewer than three biographies, and include all others. In total, our final training dataset of 239,046 Wikipedia biographies with a vocabulary of 11,074 identities. The approach for building test datasets is the same as for the Twitter data, and Table 2 similarly summarizes the data statistics. Table 4 showcases the top 7 identities in terms of overall frequency and 7 identities from the tail of the distribution.

### A.3 Survey Data

We here provide three additional details on our survey data. First, it is of note that in contrast to prior work, we focus explicitly on stereotypes of social media users, asking, for example, “If you saw [identity] in a social media biography, would you expect that individual to be” and then provided a Likert scale ranging from (e.g.) “Always [a] Democrat” to “Always [a] Republican.” All other procedures, including tutorial materials, task details, and attention checks, follow the publicly available materials from [Joseph and Morgan \(2020\)](#).

Second, we note that the dataset is a convenience sample of Americans obtained from Prolific. Recent work has suggested that the cost efficiency of convenience samples does not necessarily impact data quality ([Coppock et al., 2018](#)). The median age of our sample is 32. Of the 140 respondents, 88 reported their sex as female, 49 as male, and 4 noted other/did not provide. Finally, our sample, like Twitter, was overwhelmingly White; 105 (75%) of the sample reported as White.

## B Modeling

### B.1 Distributional Semantic Models (Baselines)

For all DSM baseline models except Sentence Bert, including BERT-base, RoBERTa-base and Bertweet-base we experimented using open-source implementations on Hugging Face transformers library<sup>6</sup>. For the Sentence-Bert baseline, we used

<sup>6</sup><https://huggingface.co/docs/transformers/>

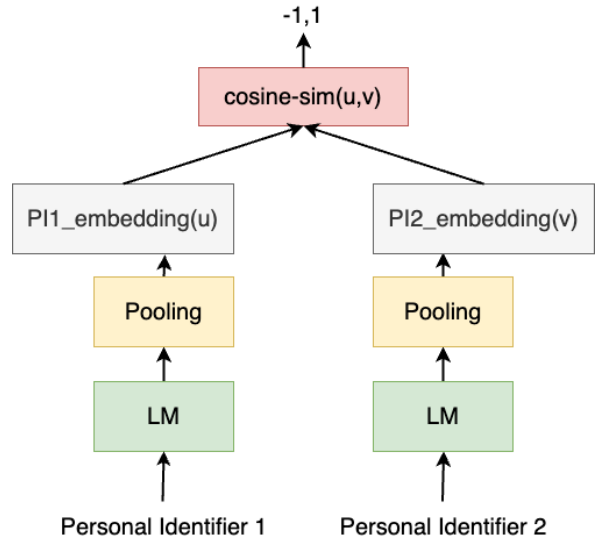


Figure 6: Training procedure for contrastive learning with regression objective function.

the *mpnet-base* pre-trained model and the implementation given by open-source Sentence Transformers library.<sup>7</sup>

### B.2 Entity Only Model

To select hyperparameters, we use 10% of the training data as a validation dataset for the task described in Section 4.2. The primary hyperparameter we tuned was whether to use a Skip-Gram or C-BOW model. We ultimately chose a Skip-Gram model for Twitter and a C-BOW model for Wikipedia, with the other hyperparameters as specified in the main text. Model training took under an hour on a personal laptop. We used the open-source implementation of word2vec in gensim<sup>8</sup> for our experiments.

### B.3 Hybrid S-BERT

We here briefly provide additional intuition for our Hybrid S-BERT model. Given a dataset of pairs of identity phrases with a label denoting the anchor-positive pair or anchor-negative pairs, we input the pair into the pipeline shown in Figure 6 and extract the latent embeddings of each of the identities. Then we calculate the cosine similarity of the embeddings and backpropagate the mean squared error loss with the label through the network. In this work we fine-tuned a *mpnet-base* Sentence Bert model since it had the same model size as a BERT-base and the pre-trained model was available

<sup>7</sup><https://github.com/UKPLab/sentence-transformers>

<sup>8</sup><https://radimrehurek.com/gensim/>

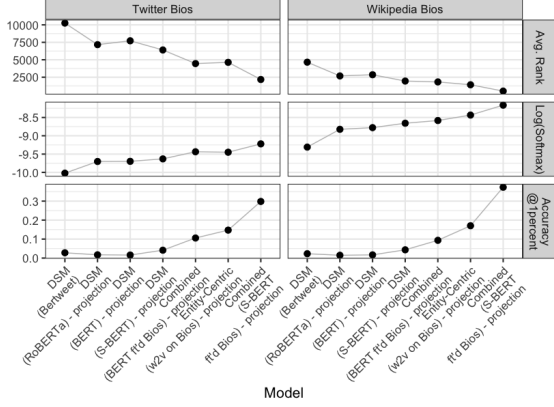


Figure 7: Average rank, log softmax score and top 1 percent accuracy of the target PI given by Bertweet model and all of the projection models derived from main proposed models

online.

#### B.4 Other Baseline Models

In addition to the three baseline models discussed in the text, we also experimented with a pair of other sensible options.

First, we expected that a DSM pretrained on Twitter would be a strong baseline to compare to, and thus experimented with additional models pretrained specifically on Twitter data (Nguyen et al., 2020). We use the fine-tuned BERT model on Twitter data proposed by (Nguyen et al., 2020). They propose a BERT-base model fine-tuned using a corpus of 850M English Tweets. However, as shown in Figure 7, model performance was no better than the other, more widely used baseline DSMs we proposed in the main experiments.

Second, it seemed reasonable that by first restricting a baseline DSM to known dimensions of social meaning, we could improve their performance. Consequently, we considered baselines where we first projected down all baseline models into the core dimensions of meaning noted by Joseph and Morgan (2020) before the evaluation tasks. In both cases, however, our intuitions did not match empirical reality. These models failed to outperform the baselines used in the main text, and thus we restrict our analysis to the baselines discussed in the main text.

#### B.5 Generating Embeddings for the Predictive Experiment

In order to build inputs to the network, since  $X_r^i$  is a list of personal identifiers, to calculate the latent

embedding  $L_r^i$  for it, depending on the model, we follow different procedures. For the *Entity Only* model, we simply measure the average latent vector of all phrases in  $X_r^i$  according to (1). For the hybrid models, as well as the baseline contextualized language models discussed below, we stitch the words in  $X_r^i$  together with comma and create a sentence  $S_r^i$ . We then measure  $L_r^i$  according to Equation (2). Equivalently, this means that for the BERT based models we take the embedding of [CLS] token for pooling and for the Sentence Bert based models we follow the original work and take the average of all token embeddings.

$$L_r^i = \sum_{v \in X_r^i} (v) / |X_r^i| \quad (1)$$

$$L_r^i = \text{Pooling}(LM(S_r^i)) \quad (2)$$