

# IRSA-based Unsourced Random Access over the Gaussian Channel

Velio Tralli, *Senior Member, IEEE*, and Enrico Paolini, *Senior Member, IEEE*

## Abstract

A framework for the analysis of synchronous grant-free massive multiple access schemes based on the irregular repetition slotted ALOHA (IRSA) protocol and operating over the Gaussian multiple access channel is presented. IRSA-based schemes are considered here as an instance of the class of unsourced slotted random access codes, operating over a frame partitioned in time slots, and are obtained by concatenation of a medium access control layer code over the entire frame and a physical layer code over each slot. In this framework, an asymptotic analysis is carried out in presence of both collisions and slot decoding errors due to channel noise, which allows the derivation of density-evolution equations, asymptotic limits for minimum packet loss probability and average load threshold, and a converse bound for threshold values. This analysis is exploited as a tool for the evaluation of performance limits in terms of minimum signal-to-noise ratio required to achieve a given packet loss probability, and also provides convergence boundary limits that hold for any IRSA scheme with given physical layer coding scheme. The tradeoff between energy efficiency and spectrum efficiency is numerically evaluated comparing some known coding options, including those achieving random coding bounds at slot level. It is shown that IRSA-based schemes have a convergence boundary limit within few dB from the random coding bound when the number of active transmitters is sufficiently large.

## I. INTRODUCTION

Wireless Internet of Things (IoT) communications in cellular networks have shown an impressive growth in the recent years and will become pervasive in the future 6G systems [1]. IoT networks connect a large set of battery-powered devices autonomously transmitting short packets to a common base station (BS). The short activity periods are separated by random idle

V. Tralli is with CNIT/WiLab, DE, University of Ferrara, Italy. Email: velio.tralli@unife.it. E. Paolini is with CNIT/WiLab, DEI, University of Bologna, Italy. Email: e.paolini@unibo.it.

periods. We usually refer to massive multiple access (MMA) [2] when the number of devices is very large with respect to the number of channel uses available for the transmission of one data packet, and the number of active devices is an unknown subset of the whole set of devices.

Future massive IoT networks represent a natural venue for *grant-free* and *uncoordinated* communication protocols [3]–[5]. In this scenario, the coordination of a massive number of devices that become active at unpredictable instants and for very short periods would be significantly inefficient, as the overhead required may become even larger than data, with a negative impact on scalability, latency, and energy efficiency. Accessing the channel in a grant-free fashion, i.e., without any prior agreement with the BS and without any coordination with the other devices that are active at the same time, is much more efficient and simplifies the operations at the device side, though increasing the computational effort at the BS.

To understand the fundamental limitations of uncoordinated massive random access, Y. Polyanskiy [7] proposed a framework where i) each active user transmits a packet with a fixed amount of information bits within a finite frame length; ii) the users are required to share the same codebook, i.e., they are unidentifiable, unless they put their identity in the payload, and the decoder is only required to provide an unordered list of user messages; iii) the error probability is defined per-user, as the probability that the user message is not decoded. This framework enabled the evaluation of finite-blocklength performance bounds as, for example, the bound for the minimal energy per bit required to support communication at given error probability. Further extensions of this analysis have appeared more recently. The work in [8] extended the random-coding achievability bound for the Gaussian multiple access channel (GMAC) presented in [7] to the case where the number of active users is random and a-priori unknown: both mis-detection and false-alarm events, that together replace the generic error event in this scenario, have been considered. The work in [9] extended the previous framework to consider quasi-static fading providing performance bounds and a practical coding scheme.

The comparison with fundamental bounds has shown that the well known existing schemes such as slotted ALOHA (SA) [10], [11] are very far from the analytical random coding bounds. To improve the performance, a  $T$ -fold SA approach has been proposed in [12], where the frame is divided into slots and, if the number of users transmitting in each slot is no more than  $T$ , then the decoder tries to decode all corresponding messages; otherwise, nothing is decoded. This approach relies on the multi-packet reception (MPR) capability of the decoder that is able to

estimate the number of transmitted packets in a slot and is able to decode them if they are no more than  $T$ . A practical coding scheme is proposed to allow this possibility, which is based on the concatenation of a code for zero error probability detection on a binary adder channel (BAC) and a binary linear code. The code for BAC was originally proposed in [13] and is hereafter referred to as Bar-David, Plotnik, Rom (BPR) code.

The main limitations of the basic SA scheme without retransmission is the large packet loss rate since each slot works as a collision channel in which a single packet is successfully received if no collision occurs. Effective techniques have been developed in [14], [15] to improve SA by transmitting multiple packet replicas over a frame and then applying successive interference cancellation (SIC) to remove the signals of decoded packets from slots with collisions. A fixed number of repetitions is adopted in the contention resolution diversity slotted ALOHA (CRDSA) protocol [14], while a random number of them is used in the irregular repetition slotted ALOHA (IRSA) protocol [15]. An interesting view of the SIC process has been provided in [15], [16] where the analogy with decoding codes on sparse graph is exploited for the analysis and design of these techniques. In particular, density evolution analysis has been exploited to derive, for each scheme, the average load threshold that allows operations without packet losses over the collision channel in asymptotic conditions. This analysis is also useful for the design of protocol parameters and for driving the search for good schemes with large load threshold. An upper bound for the load threshold acting as a converse bound has been also derived for the collision channel. As shown in [16], by using packet segmentation and encoding, coded slotted ALOHA (CSA) schemes can be obtained, offering different tradeoffs between throughput and spectrum efficiency, and being able to approach 1 successful transmissions per slot with negligible packet-loss rate over a collision channel. IRSA/CSA schemes can be also enhanced to exploit MPR in each slot. Even if the MPR capability is obtained at the expense of bandwidth expansion, a net throughput improvement is still achievable for CSA over collision channel, as shown in [17].

Differently from the previous work on the analysis of IRSA and CSA random access schemes, here we investigate the behavior of IRSA schemes when used for the unsourced random access over a Gaussian channel. The objective is two-fold: (i) analyze the performance of IRSA-based schemes over a noisy channel that introduces a floor on packet-loss probability and limitations on load threshold; (ii) evaluate the performance of IRSA-based unsourced random access schemes seeking for achievable limits on packet loss probability and energy efficiency.

Recently, two studies have also investigated the performance achievable by IRSA-based schemes with MPR for unsourced random access. In [18] a coding scheme for unsourced random access is proposed where the packets in each slot are encoded with an interleaved LDPC code and transmitted with side information related to the interleaving configuration, that is first decoded using sparse detection techniques. This scheme achieves good energy efficiency, improving the results obtained with the scheme proposed in [12], but performance evaluation is carried out under the simplified assumption that SIC is operating with errorless slot decoding. In [19] a density evolution technique is exploited to derive packet loss probability over GMAC considering a decoder able to provide an output list of up to  $T$  messages with unknown number of transmissions. Here, the main objective was to find good IRSA protocols able to minimize signal-to-noise ratio for a given target packet loss probability, without investigating the asymptotic behavior of the random access scheme in terms of packet error probability floor or average load threshold. Moreover, in this scheme the SIC process uses part of the outcome of the slot decoder to cancel interference in other slots even if not all the messages are correctly received at each iteration, while in the basic IRSA processing a decoded message is used to cancel interference in other slots only when all the messages in the slot are correctly decoded.

The practical solutions discussed so far are based on conventional channel coding and decoding. Alternative solutions based on compressed sensing have been proposed in [20]–[22]. In the scheme in [20], referred to as “coded compressed sensing”, each packet is partitioned in small sub-blocks transmitted over consecutive slots. Within a slot, all sub-blocks are recovered with compressed sensing algorithms. The sub-blocks are further encoded with systematic linear codes that allow piecing together the recovered blocks into the original messages.

This paper investigates IRSA-based synchronous grant-free random access schemes operating over a Gaussian channel. Such schemes can be viewed as an instance of slotted random access codes that are built for a frame partitioned in time slots and are obtained with the concatenation of medium access control (MAC) layer code extended over the entire frame and a physical (PHY) layer code for the transmission over each slot. More specifically, the paper provides a framework for performance analysis in asymptotic conditions of IRSA-based MAC layer codes in presence of both collisions and slot decoding errors due to channel noise. The framework includes density-evolution equations, asymptotic limits for minimum packet loss probability and average load threshold, and a converse bound for threshold values, which defines a set of average

loads for which packet loss probability can never converge to values below a suitable minimum. Moreover, it provides performance evaluation and comparison of IRSA-based random access schemes with two basic options for PHY layer coding: i) optimum coding for random access with up to  $T$  active transmitters, ii) BPR coding for  $T$ -user binary memoryless adder channel, concatenated with an ideal linear inner code for binary-input output-symmetric channel, as in [12]. The analysis developed for the asymptotic condition is used as a tool to evaluate actual performance. The results show the performance limits of IRSA-based random-access schemes in terms of achievable  $E_b/N_0$  and tradeoff between energy and spectrum efficiency.

The rest of the paper is organized as follows. Section II presents the system model, the class of the slotted random access codes and the IRSA-based codes. The performance of MAC layer component of IRSA-based codes over GMAC is analyzed in Section III considering asymptotic threshold, error floor and convergence boundary, while PHY layer component options are discussed in Section IV. The framework for evaluating achievable  $E_b/N_0$  and tradeoff between energy and spectrum efficiency is presented in Section V, and the related numerical results are discussed in Section VI. Finally, conclusions are drawn in Section VII.

## II. SYSTEM MODEL

We consider an MMA scenario with a large number  $K$  of transmitters (representing IoT devices, wireless sensors, smart meters, etc.) and one receiver. The common receiver is a BS of the radio access network. Each transmitter becomes active when it has a new data packet to transmit and remains in idle state otherwise. The activation process is random. The time is organized in frames and all transmitters are frame-synchronous. We denote by  $K_a$  the number of transmitters that are active in a frame and have one data packet to transmit. All data packets are assumed to have the same length of  $k$  information bits, and each active transmitter may transmit up to  $N$  symbols per frame. A null symbol is assumed for those channel uses where no transmission is performed. All symbols are assumed to be real in the simplest setting that may be extended, if needed, to consider complex symbols.

We consider access protocols that are both grant-free and uncoordinated. According to the unsourced framework proposed in [7], we also assume that all transmitters use a common codebook and the receiver only needs to decode the list of the messages transmitted by the active devices. The active transmitter identities do not need to be recovered. However, they can

be embedded in the payload and can be recovered at the higher layers of the protocol stack.

All active nodes have the same encoder that maps a message  $m \in [M] = \{1, \dots, M\}$  onto a sequence of  $N$  symbols, as

$$f_{RA} : m \in [M] \longrightarrow f_{RA}(m) = (x_1, \dots, x_N) \in \mathbb{R}^N$$

where the codebook size  $M$  is less than or equal to  $2^k$ . Each user  $j$  with a  $k$ -bit packet picks the corresponding message  $W_j \in [M]$  and encodes it into  $f_{RA}(W_j)$ . The encoding rate of the active transmitter is  $R = (\log_2 M)/N$ . Each symbol of the encoded sequence is transmitted over a real GMAC whose output, at the generic time instant of the frame, is given by

$$Y = \sum_{j=1}^{K_a} X_j + Z \quad (1)$$

where  $X_j$ ,  $j = 1, \dots, K_a$ , are the input symbols of each active transmitter and  $Z \sim \mathcal{N}(0, \sigma^2)$  is the additive noise. Under the assumption of perfect knowledge of  $K_a$ , the receiver tries to build the list of  $K_a$  transmitted messages by using a suitably defined decoding function

$$g : Y^N = (y_1, \dots, y_N) \longrightarrow g(Y^N) = \{m_1, \dots, m_{K_a}\}$$

with  $m_j \in [M]$ . The pair of encoding and decoding functions  $f_{RA}$  and  $g$  defines the random access code for the  $K_a$ -user GMAC channel. In [7] a random coding bound on the per-user error probability has been derived. It is an achievability result that gives a fundamental limit for random access codes. If a finite energy constraint is considered for the transmission of each message, i.e.  $\|f_{RA}(W_j)\|_2^2 \leq N\bar{P}$ , this result can be summarized in the following way.

**Lemma 1.** Given  $N$ ,  $M$ ,  $K_a$ ,  $\bar{P}/\sigma^2$ , there exists a random access code for a  $K_a$ -user GMAC such that  $\epsilon_{\text{pu}} \leq F_1(N, M, \bar{P}/\sigma^2, K_a)$ , where  $\epsilon_{\text{pu}}$  is the per-user error probability, defined as  $\epsilon_{\text{pu}} = \frac{1}{K_a} \sum_{j=1}^{K_a} \mathbb{P}[E_j]$ , and  $E_j \triangleq \{W_j \notin g(Y^N)\} \cup \{W_j = W_i \text{ for some } i \neq j\}$  is the  $j$ -th user error event, for  $W_1, \dots, W_{K_a}$  independent and uniform on  $[M]$ . The bounding expression  $F_1(\cdot)$  is specified in [7].

The expression  $F_1(\cdot)$  is not in simple form and includes implicit maximization/minimization with respect to some parameters, but it can be evaluated numerically. It can be also related to the signal-to-noise ratio  $E_b/N_0 = N/(2 \log_2 M) \cdot \bar{P}/\sigma^2$ , where the energy per bit is  $N\bar{P}/\log_2 M$

and the noise variance is  $\sigma^2 = N_0/2$ . The result of Lemma 1 has been extended in [8] to include the cases where the number of active transmitters  $K_a$  is random and unknown to the decoder, which has to estimate it. In [8], the achievability result is also formulated for a complex-valued GMAC with phase-synchronous transmitters.

### A. Slotted Random Access Codes

In this paper we consider the class of multiple access schemes where the available frame of  $N$  channel uses is partitioned into  $N_s$  slots of length  $n = N/N_s$ . The number of slots is an additional parameter of the access scheme which can be designed to optimize the performance metrics. In a slotted multiple access scheme each active transmitter, without any coordination with the others, randomly selects a set of one or more slots for transmission, while sending null symbols in the other slots. This multiple access scheme is a generalized view of a frame-based SA. In SA each transmitter simply selects one slot of the frame randomly, and uses it to send its packet to the receiver. In the most general scheme each transmitter may send the encoded packet over a random number  $D$  of slots, selecting them randomly.

We define a slotted random access code as a random access code where the codewords of the codebook are in the form

$$f_{RA}(m) = (\mathbf{x}_1, \dots, \mathbf{x}_{N_s}), \quad \mathbf{x}_i = (x_{i1}, \dots, x_{in}) = f_{s,i}(m) \quad (2)$$

with the energy constraint  $\|\mathbf{x}_i\|_2^2 \leq nP$  if slot  $i$  is selected for transmission and  $\|\mathbf{x}_i\|_2^2 = 0$  otherwise. In the model, the length- $N$  codeword generated by an active transmitter is a deterministic function of the message  $m$  only: the same message is always mapped onto the same codeword. As an example, in SA random access the slot index may be obtained as  $m \bmod N_s$ , which maps message  $m \in [M]$  onto a slot. If  $\bar{d} = \mathbb{E}[D]$  is the expected number of slots selected for transmission, the signal to noise ratio for slotted random access codes can be defined as

$$\frac{E_b}{N_0} = \frac{n\bar{d}}{2 \log_2 M} \frac{P}{\sigma^2}. \quad (3)$$

The schemes based on IRSA [15] and CSA [16] belong to the class of slotted random access codes. In this paper we analyze the performance of IRSA-based random access codes, which can be also viewed as codes on sparse graphs, taking frame-based SA as a reference for comparison.

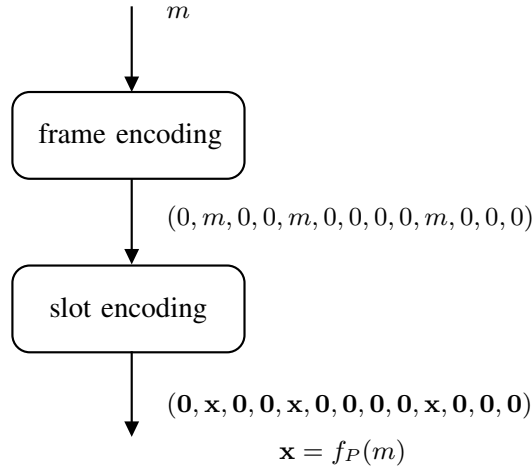


Fig. 1. An example of encoding function for IRSA. A nonzero message  $m \in [M]$  is mapped onto a sequence  $f_M(m)$  of length  $N_s$ , where the number  $D$  of copies of message  $m$  and the positions of them in the sequence are all functions of the message  $m$  only. Each message in  $f_M(m)$  is encoded into a slot codeword which can be  $\mathbf{x} = f_P(m)$  or  $\mathbf{0} = f_P(0)$ .

In the IRSA protocol, at the beginning of the frame, each active device samples, independently of the other devices, a discrete random variable  $D \in \{2, \dots, d_{\max}\}$  with probability generating function (PGF)  $\Lambda(x) = \sum_d \Lambda_d x^d$ , where  $\Lambda_d = \mathbb{P}(D = d)$ . The distribution  $\Lambda = \{\Lambda_2, \Lambda_3, \dots, \Lambda_{d_{\max}}\}$  is the same for all transmitters and is hereafter referred to as the IRSA distribution. The transmitter then draws, uniformly at random and without replacement,  $D$  integers between 0 and  $N_s - 1$  and transmits  $D$  replicas of its encoded packet in the corresponding slots of the frame.

In IRSA-based random access codes the encoding function can be formally described as illustrated in Fig. 1. The message  $m = 0$  is used by the idle transmitters and is encoded into the all-zero codeword, whereas the message  $m \in [M]$  is encoded as follows. As a first encoding step, a sequence of  $N_s$  messages is formed:  $D$  positions out of  $N_s$  are filled with a replica of  $m$ , whereas the remaining  $N_s - D$  positions are filled with the 0 message. Both the repetition degree  $D$  and the positions of the  $D$  activity words are random, but functions of the message  $m$ . In [23] a method to map message  $m$  to  $D$  and to the set of  $D$  positions in the frame, according to the statistics of random variables, has been discussed. This first encoding step is denoted as

$$f_M : m \in [M] \longrightarrow f_M(m) = (m_{s,0}, \dots, m_{s,N_s-1}) \quad (4)$$

where  $m_{s,i} \in \{0, m\}$ . As a second encoding step, each message of the sequence is encoded into a codeword of length  $n$  symbols; the 0 message is encoded into the all zero codeword. This



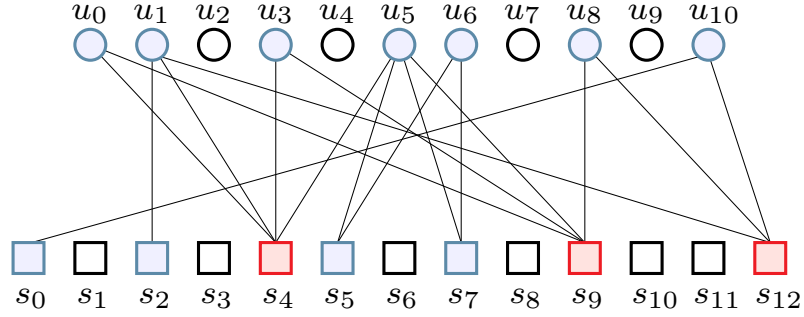


Fig. 2. Graphical representation of IRSA access with  $K = 11$  users ( $K_a = 7$  active) and  $N_s = 13$  slots. Light-blue circles are active users and blank circles idle users. Assuming  $T = 2$ , light-blue squares are resolvable slots, light-red squares unresolvable slots, and blank squares empty slots.

encoding step is denoted as

$$f_P : m_{s,i} \in [M] \cup \{0\} \longrightarrow f_P(m_{s,i}) = (x_{i1}, \dots, x_{in}) \in \mathbb{R}^n. \quad (5)$$

Note that this two-step encoding is in agreement with (2). It is interesting to note that the encoder of a slotted random access code is obtained with the concatenation of two encoding functions, i.e., a low-layer encoding operating with channel symbols, and a high-layer encoding operating with slots. We will denote them as PHY layer encoding (or slot encoding) and MAC layer encoding (or frame encoding), respectively.

The status of the frame after transmissions can be described by means of a bipartite graph with  $K$  user nodes, one per transmitter, and  $N_s$  slot nodes, one per slot. An edge connects user node  $u_i$ ,  $i \in \{0, \dots, K-1\}$ , to slot node  $s_j$ ,  $j \in \{0, \dots, N_s-1\}$ , if transmitter  $i$  sent a packet replica in slot  $j$ . An example with  $K = 11$  users ( $u_0, \dots, u_{10}$ ) and  $N_s = 13$  slots ( $s_0, \dots, s_{12}$ ) is depicted in Fig. 2. Users are represented by circles and slots by squares. There are  $K_a = 7$  active transmitters, represented by colored circles; the number of transmitted packet replicas may change from user to user. Blank circles represent transmitters that are idle in the current frame.

The efficiency of IRSA, denoted by  $\eta$ , is defined as

$$\eta = \frac{1}{\bar{d}} = \frac{1}{\sum_{d=2}^{d_{\max}} d\Lambda_d} = [\Lambda'(1)]^{-1}. \quad (6)$$

We also define the average load as  $G = \mathbb{E}[K_a]/N_s$  [packets/slot]. Note that the average number of packet replicas per slot is thus given by  $G/\eta$ .

## B. Decoding of Slotted Random Access Codes

The receiver for slotted random access codes is based on per-slot processing of the GMAC output symbols, which reduces implementation complexity as for the simple SA scheme. This means that there is a decoder that attempts to recover PHY layer codewords, and related encoded messages, slot-by-slot. In an equivalent view, the receiver may be thought as equipped with  $N_s$  PHY layer (or slot) decoding processors, one for each slot. These processors can cooperate with each other in an iterative SIC-based decoding procedure that performs MAC layer decoding.

The PHY layer decoding processor (or slot decoder) may be designed to decode up to  $T$  codewords transmitted in the same slot, with  $T$  fixed. The simplest decoder has  $T = 1$ , as in SA schemes. When  $T > 1$  we say that the receiver has MPR capability. We model the slot decoder as follows. It includes an estimator of the number  $t_i$  of transmissions in slot  $i$  and a decoder for  $t_i$  PHY layer codewords, with  $t_i \leq T$ . We assume to have a decoder with perfect  $t_i$  estimation and ideal error detection capability. It provides at its output a list of correctly detected messages and a binary flag  $f_i$  indicating if a slot is resolved, i.e., completely detected, or if it is unresolved, i.e. there is at least one undetected PHY layer codeword. More specifically, a slot is resolved if  $t_i = 0$  or if  $0 < t_i \leq T$  and the list of correctly detected messages has  $t_i$  elements; a slot is unresolved if  $t_i > T$  or if  $0 < t_i \leq T$  and the list of correctly detected messages has less than  $t_i$  elements. In practical decoder implementations the estimator of  $t_i$  is not perfect and has to be carefully designed to keep the probability of estimation error negligible. A short discussion on practical estimation methods is provided in Appendix E.

In the IRSA-based schemes the MAC layer decoder attempts the recovery of all messages using an iterative SIC-based procedure. At the beginning, the receiver tries to decode the signals received in all slots with the slot decoder. It marks each slot as resolved, or unresolved, according to slot decoder outcomes. Then, an iterative process starts where each iteration may be described as follows, having in mind that each decoded replica carries the information about the number and the positions of the other replicas. For each PHY layer codeword correctly decoded in a resolved non-empty slot, the decoded messages are re-encoded and the corresponding signals of every replica of the decoded messages are subtracted, as interference, from the signals received in the slots where the replicas are located. Again, the slot decoder tries to decode the signals received in all the still unresolved slots. The slots where decoding is successful are marked as

resolved. If at least one new non-empty resolved slot is found, then a new iteration is started. Otherwise, the iterative procedure stops. If all slots are resolved, the decoding procedure is successful, under the assumption of ideal error detection and perfect estimation of  $t_i$ , and the output list of the decoder includes all the transmitted messages. If one or more slots remain unresolved, the output list of the decoder collects all the messages decoded in the resolved slots and all the messages, if any, correctly detected by slot-decoders in unresolved slots. In this case the decoding procedure is in general unsuccessful, as one or more transmitted messages may not be present in the output list.

The iterative SIC-based decoding can be described as a message-passing algorithm on the bipartite graph, as in [15]. With reference again to Fig. 2, assume  $T = 2$  and that in all slots with  $t_i \leq 2$  all transmitted packets are correctly decoded. Since slots  $s_0$ ,  $s_2$ ,  $s_5$ , and  $s_7$ , are resolvable, packet replicas transmitted by users  $u_1$ ,  $u_5$ ,  $u_6$ , and  $u_{10}$  in these slots are correctly received at the first iteration. Interference cancellation in the first iteration makes slots  $s_4$  and  $s_{12}$  resolvable. In the second iteration, at least one packet replica transmitted by users  $u_0$ ,  $u_3$ , and  $u_8$  is correctly received in these slots. Interference cancellation in the second iteration makes all slots resolved and the procedure terminates successfully.

The IRSA protocols have been investigated in [15], [16] with  $T = 1$ , and in [17], [24] with  $T > 1$ , over the simple noiseless collision channel under the following additional assumptions:

*Assumption 1:* If there are at most  $T$  arrivals in a slot, a condition detected by the receiver, then all of transmitted codewords are correctly received with zero error probability; if there are more than  $T$  arrivals in a slot, then none of these transmitted codewords can be decoded.

*Assumption 2:* Interference subtraction across slots is ideal.

In this work Assumption 1 is removed, as the noiseless collision channel is replaced by the GMAC, and zero error probability detection of PHY-layer codewords is not guaranteed. We still preserve Assumption 2. A discussion on the reliability of this assumption can be found in [15].

### III. MAC LAYER CODE PERFORMANCE

In this section we analyze the performance of MAC layer code. We denote with  $E_M$  the error event where a given message encoded with PHY layer code and transmitted in a slot of the frame is not decoded in the slot, i.e., it does not appear in the output list of the slot decoder. We also denote with  $E_D$  the error event where one or more messages encoded with PHY layer code

and transmitted in a slot of the frame are not decoded in the slot, i.e., the output list of the slot decoder is different in some way from the list of transmitted messages. The occurrence of these error events is strictly dependent on the number of transmissions, i.e., colliding codewords, in the slot. Such events occur if the number of colliding codewords exceeds  $T$ , or if noise induces a decoding error. The probabilities of message and decoding error, conditioned to  $t$  transmissions in the slot, are denoted as  $P_{\text{ME}|t} = \mathbb{P}(E_{\text{M}}|t)$  and  $P_{\text{E}|t} = \mathbb{P}(E_{\text{D}}|t)$ , respectively. They depend on PHY layer coding and will be derived in the next section for each specific PHY layer coding option. Note that the two error events are the same when  $t = 1$ , i.e.,  $P_{\text{E}|1} = P_{\text{ME}|1}$ , while in general we have  $P_{\text{E}|t} \geq P_{\text{ME}|t}$ .

In the next subsections we will derive the performance parameters of the MAC layer coding schemes considered in this paper as a function of error probabilities  $P_{\text{E}|t}$  and  $P_{\text{ME}|t}$ . The first subsection summarizes the well-known information for frame-based SA schemes. The second subsection provides the background information available from the literature for the analysis of IRSA schemes over noiseless channels. The third and fourth subsections provide the new results for IRSA schemes over GMAC.

#### A. Frame-Based SA with and without MPR Capability

In the SA scheme the encoded message of each active transmitter is transmitted only once, in one slot of the frame. The message transmitted in a slot is lost if the event  $E_{\text{M}}$  occurs. Let us first consider a fixed number  $K_{\text{a}}$  of active transmitters in the frame. The probability of message loss, i.e. error in the transmission, commonly denoted as packet loss probability, is evaluated as

$$P_L = \sum_{t=1}^{K_{\text{a}}} P_c(t-1)P_{\text{ME}|t} \quad (7)$$

being  $P_c(t-1)$  the probability of other  $t-1$  codewords in the slot colliding with the reference codeword. Since in the frame there are  $K_{\text{a}}$  active devices and each one selects one slot with uniform probability  $1/N_{\text{s}}$ , the number of transmissions in a slot is a binomial random variable. Thus, we have

$$P_c(t) = \mathbb{P}(\text{Bin}(K_{\text{a}} - 1, 1/N_{\text{s}}) = t) = \binom{K_{\text{a}} - 1}{t} \left(\frac{1}{N_{\text{s}}}\right)^t \left(1 - \frac{1}{N_{\text{s}}}\right)^{K_{\text{a}} - 1 - t} \quad (8)$$

for  $0 \leq t < K_{\text{a}}$ , and  $P_c(t) = 0$  for  $t \geq K_{\text{a}}$ .

Due to  $P_{\text{ME}|t} = 1$  for  $t > T$ , with simple manipulations the packet loss probability becomes

$$P_L = 1 - \sum_{t=1}^T P_c(t-1)(1 - P_{\text{ME}|t}). \quad (9)$$

In the special case where  $P_{\text{ME}|t} = P_{\text{ME}}, \forall t \in [1, T]$ , i.e. it does not depend on  $t$ , the packet loss probability simply becomes  $P_L = 1 - (1 - P_{\text{ME}}) \sum_{t=1}^T P_c(t-1)$ . When the SA scheme does not include MPR capability, i.e.  $T = 1$ , it further simplifies in  $P_L = 1 - (1 - P_{\text{ME}})(1 - 1/N_s)^{K_a-1}$ .

Note that in the asymptotic scenario where  $K_a, N_s \rightarrow \infty$  with constant  $K_a/N_s = \beta$ , the binomial distribution converges to a Poisson distribution with parameter  $\beta$ , leading to  $P_c(t) = e^{-\beta} \beta^t / t!$ . The packet loss probability thus becomes

$$P_{L\infty} = 1 - \sum_{t=1}^T e^{-\beta} \frac{\beta^{t-1}}{(t-1)!} (1 - P_{\text{ME}|t}). \quad (10)$$

The Poisson approximation becomes tight for moderately large values of  $K_a$  and  $N_s$ . If  $K_a$  is a random variable, independent frame by frame, with  $\mathbb{E}[K_a] = \pi K$ , being  $\pi$  the activation rate, the Poisson distribution also describes the asymptotic scenario where  $\mathbb{E}[K_a], N_s \rightarrow \infty$  with constant density  $K/N_s = \alpha$ . In this case, the parameter of Poisson distribution becomes  $\beta = \mathbb{E}[K_a]/N_s = \pi\alpha$ , which is also the average load of the system, i.e.,  $\beta = G$ , according to the definition given in Section II-A.

### B. IRSA-based Random Access Codes over a Noiseless Channel

In this subsection, we review the performance framework of IRSA-based random access schemes in the basic scenario where the multiple-access channel is a simple noiseless collision channel. In this case, as already pointed out at the end of Section II, the error events  $E_M$  and  $E_D$  at the PHY layer occur only if the number of colliding codewords exceeds  $T$ , which is the MPR capability enabled by the PHY layer coding, and these error events are fully detected. The content of the section provides background notations and methods that will be further developed and exploited in the remaining part of the paper.

The SIC-based procedure in the IRSA scheme has been analyzed in the asymptotic setting  $N_s \rightarrow \infty, \mathbb{E}[K_a] \rightarrow \infty$ , with constant user density  $\alpha$ , in [15], [16] for  $T = 1$ , and in [17], [24] for  $T > 1$ , under the additional assumption of ideal interference subtraction across slots. The asymptotic analysis has been carried out by considering independent and memoryless device

activation processes with activation probability  $\pi$ . This analysis also holds in the setting where  $K_a$  is a fixed variable and  $\mathbb{E}[K_a] = K_a$ .

According to the description of the SIC process as a message passing algorithm on the bipartite graph, let  $\ell$  be the SIC iteration index,  $p_\ell$  be the probability that the generic edge is connected to a slot node not yet resolved at the end of iteration  $\ell$ , and  $q_\ell$  be the probability that the generic edge is connected to a user node not yet detected at the end of iteration  $\ell$ . In the asymptotic setting, the evolution of  $p_\ell$  over SIC iterations can be described through a recursion  $p_\ell = f(p_{\ell-1})$ , where the structure of the function  $f(\cdot)$  depends on the considered channel. This recursion is analogous to density evolution in the framework of codes on sparse graphs [25], [26].

The main result for the asymptotic analysis of IRSA schemes with  $T$ -MPR is found in [16], [17] and is summarized by the following lemma.

**Lemma 2.** Let  $N_s \rightarrow \infty$  and  $\mathbb{E}[K_a] \rightarrow \infty$  for constant  $G = \mathbb{E}[K_a]/N_s = \pi\alpha$ . Let  $\eta = 1/\bar{d}$  be the efficiency of the IRSA protocol as defined in (6). Then, at the  $\ell$ -th iteration of the SIC process we have

$$p_\ell = 1 - \exp(-G\bar{d}q_\ell) \sum_{t=0}^{T-1} \frac{1}{t!} (G\bar{d}q_\ell)^t = f_s(q_\ell) \quad (11)$$

$$q_\ell = (1/\bar{d}) \sum_d \Lambda_d d p_{\ell-1}^{d-1} = \Lambda'(p_{\ell-1})/\bar{d} = f_b(p_{\ell-1}) \quad (12)$$

where the starting point of the recursion is  $p_0 = 1 - \exp(-G\bar{d}) \sum_{t=0}^{T-1} (G\bar{d})^t / t!$ .

Note that (11) reduces to  $p_\ell = 1 - \exp(-G\bar{d}q_\ell) = f_s(q_\ell)$  for the basic case of  $T = 1$  [16]. Note also that the quantity  $p_\ell^d$  represents the probability that the packet of a device which transmitted  $d$  packet replicas, is not yet correctly decoded after  $\ell$  SIC iterations.

Next, with reference to recursion (11) it is possible to prove that, there exists a value  $G^*$  of the average load such that: (i) If  $G < G^*$  then  $p_\ell$  tends to zero as  $\ell$  tends to infinity; (ii) If  $G > G^*$  then  $p_\ell$  converges to a value that is bounded away from zero as  $\ell$  tends to infinity. The condition  $p_\ell \rightarrow 0$  corresponds to a vanishing packet loss probability in the asymptotic setting. The value of  $G^*$  depends on the PGF  $\Lambda(x)$ , or equivalently on the IRSA distribution  $\Lambda$ , and on the value of  $T$ , and is called the *asymptotic threshold* of the IRSA protocol over the synchronous collision

channel. Formally, we can write

$$G^*(\mathbf{\Lambda}, T) = \sup\{G > 0 : p_\ell \rightarrow 0 \text{ as } \ell \rightarrow \infty\}. \quad (13)$$

We can interpret  $G^*(\mathbf{\Lambda}, T)$  as the largest traffic (in data packets per slot) that an IRSA scheme with distribution  $\mathbf{\Lambda}$  can support reliably, i.e., with a vanishing packet loss probability, over the considered channel, when both  $\mathbb{E}[K_a]$  and  $N_s$  are large. The value of  $G^*$  can be found by testing the convergence of the recursion (11) for different values of  $G$ .

According to the asymptotic analysis, when the load threshold is known for an IRSA protocol, a simple approximated model for determining the packet loss probability  $P_L$  can be formulated as  $P_L \approx P_{L\infty}$ , where

$$P_{L\infty} = 0 \text{ if } G < G^* \quad (14)$$

being  $P_{L\infty} \gg 0$  otherwise. This approximation becomes asymptotically tight for  $G$  below the threshold. According to this approximation, the generic requirement  $P_L < \epsilon$  translates into the requirement  $G < G^*$ , if  $\epsilon$  is sufficiently small, which is an upper bound of the actual requirement on  $G$  in non asymptotic conditions.

A fundamental limit on the asymptotic load threshold of IRSA-type protocols can be also found as an upper bound that applies to *any* IRSA scheme of some efficiency  $\eta$ , regardless of the specific configuration employed. It is expressed by the following lemma [17].

**Lemma 3.** For any IRSA scheme with  $T$ -MPR capability, the load threshold  $G^*$  and the efficiency  $\eta$  of the protocol must fulfill the inequality

$$\frac{G^*}{T} \leq 1 - \frac{1}{T} \exp\left(-\frac{G^*}{\eta}\right) \sum_{k=0}^{T-1} \frac{T-k}{k!} \left(\frac{G^*}{\eta}\right)^k. \quad (15)$$

Lemma 3 also applies to more general CSA schemes, and in the special case of  $T = 1$  the result was originally developed in [16] with the simple form:  $G^* \leq 1 - \exp(-G^*/\eta)$ . It is relatively easy to show that, for any integer  $T \geq 1$  and any  $0 < \eta \leq 1$ , inequality (15) sets an implicit upper bound on the load threshold  $G^*$ , which can be expressed in the form

$$G^* \leq \mathbb{G}(\eta, T) \quad (16)$$

where  $\mathbb{G}(\eta, T)$  is the unique positive real root of

$$\frac{G}{T} = 1 - \frac{1}{T} \exp\left(-\frac{G}{\eta}\right) \sum_{k=0}^{T-1} \frac{T-k}{k!} \left(\frac{G}{\eta}\right)^k. \quad (17)$$

Notably, (16) is a *converse bound* which defines a region for the values of  $G$  where packet loss probability does not converge to 0 as  $\ell \rightarrow \infty$ . The boundary of this region is  $\mathbb{G}(\eta, T)$  which is referred here to as the *convergence boundary* of IRSA protocol over a collision channel. Achievability of  $\mathbb{G}(\eta, T)$  for any rate  $\eta$  has never been proved to date, although some optimized actual schemes can approach the boundary quite closely at specific efficiencies.

### C. IRSA-based Random Access over GMAC: Asymptotic Threshold

Here, we extend the results of the previous subsection and obtain novel results for the GMAC, where the error probability in the detection of PHY-layer codewords is not zero when their number in a slot is less than or equal to  $T$ . The first result for the asymptotic analysis of IRSA-based schemes with  $T$ -MPR capability is the following.

**Theorem 1.** Let  $N_s \rightarrow \infty$  and  $\mathbb{E}[K_a] \rightarrow \infty$  for constant  $G = \mathbb{E}[K_a]/N_s = \pi\alpha$ . Let  $\eta = 1/\bar{d}$  be the efficiency of the IRSA protocol as defined in (6). Then, at the  $\ell$ -th iteration of the SIC process we have

$$p_\ell = 1 - \exp(-G\bar{d}q_\ell) \sum_{t=1}^T (1 - P_{E|t}) \frac{(G\bar{d}q_\ell)^{t-1}}{(t-1)!} = f_s(q_\ell) \quad (18)$$

$$q_\ell = (1/\bar{d}) \sum_d \Lambda_d d p_{\ell-1}^{d-1} = \Lambda'(p_{\ell-1})/\bar{d} = f_b(p_{\ell-1}) \quad (19)$$

where the starting point of the recursion is  $p_0 = 1 - \exp(-G\bar{d}) \sum_{t=1}^T (1 - P_{E|t}) (G\bar{d})^{t-1} / (t-1)!$ . In the special case with  $T = 1$ , i.e., no MPR, equation (18) at the  $\ell$ -th iteration becomes

$$p_\ell = 1 - (1 - P_{E|1}) \exp(-G\bar{d}q_\ell) \quad (20)$$

and the starting point of the recursion becomes  $p_0 = 1 - (1 - P_{E|1}) \exp(-G\bar{d})$ .

*Proof:* See Appendix A ■

It is important now to highlight the differences in the asymptotic behavior of IRSA in presence of non zero probability of erroneous detection of PHY layer codewords, with respect to the case



with zero error probability. Let us first consider function  $f_s(q)$  in (18). We can easily note that  $f_s(0) = P_{E|1}$ . Moreover, by looking at its derivative  $f'_s(q)$ , given by

$$f'_s(q) = G\bar{d} \exp(-G\bar{d}q) \sum_{t=1}^T (P_{E|t+1} - P_{E|t}) \frac{(G\bar{d}q)^{t-1}}{(t-1)!} \quad (21)$$

with  $P_{E|T+1} = 1$ , we also note that  $f'_s(q) \geq 0$  in the normal setting  $P_{E|t+1} \geq P_{E|t}$ . The following result is then also obtained, which illustrates the effects of non-zero error probabilities.

**Corollary 1.** In the iterative SIC process,  $p_\ell$  can only converge to a value  $p_\infty \geq P_{E|1}$  as  $\ell \rightarrow \infty$ , i.e., there must be a nonzero probability, lower-bounded by  $P_{E|1}$ , that slot nodes remain unresolved at the end of the process. When  $G \rightarrow 0$ , then  $p_\infty \rightarrow P_{E|1}$ . A residual nonzero value for  $p_\infty$  translates into a non zero value for packet loss probability given by

$$P_{L\infty} = \sum_d \Lambda_d p_\infty^d \geq \sum_d \Lambda_d P_{E|1}^d = P_{L\min}. \quad (22)$$

The next example is proposed to better understand the asymptotic solution of the SIC process.

**Example 1.** Let us consider an IRSA protocol obtained with  $d_{\max} = 4$ ,  $\Lambda = \{0.5102, 0, 0.4898\}$  with  $\eta = 1/\bar{d} = 0.3356$ . A plot of the EXIT chart is provided in Fig. 3. The EXIT chart includes the functions  $q = f_b(p)$  and  $p = f_s(q)$  in the  $(p, q)$  plane. The iteration between the two functions, starting from the point  $(p_0, 1)$ , aims at finding the first stable crossing point between them, wishing that this point results as close as possible to  $(0, 0)$ . The function  $q = f_b(p)$  depends on the IRSA protocol only, i.e., the MAC code, whereas the function  $p = f_s(q)$  depends on the error probability vector and on the average load  $G$ . The chart is plotted for  $T = 2$ ,  $P_{E|1} = P_{E|2} = 0.2$  and different values of  $G$ . We have found that for  $G < 1.48$  there is only one crossing point with  $p$  close to  $P_{E|1}$ . For  $G = 1.5$  (and also for larger values) we note that another stable crossing point appears with  $p$  approaching 1. We see in this specific case a threshold effect on the value of  $G$ . Below the threshold the system achieves an asymptotic value of  $p$  close to its minimum value. Above the threshold the value of  $p_\infty$  jumps away from its minimum. The next Fig. 4 displays the packet loss probability evaluated as a function of average load  $G$  for the same IRSA protocol with different values of  $T$  from 1 to 4. Slot decoding error probability is set to  $P_{E|t} = 0.2, \forall t$ . We can note that minimum packet loss probability, which is 0.0212 in this case, is remarkably approached in a wide range of  $G$  values when  $T > 1$ , thus making evident an

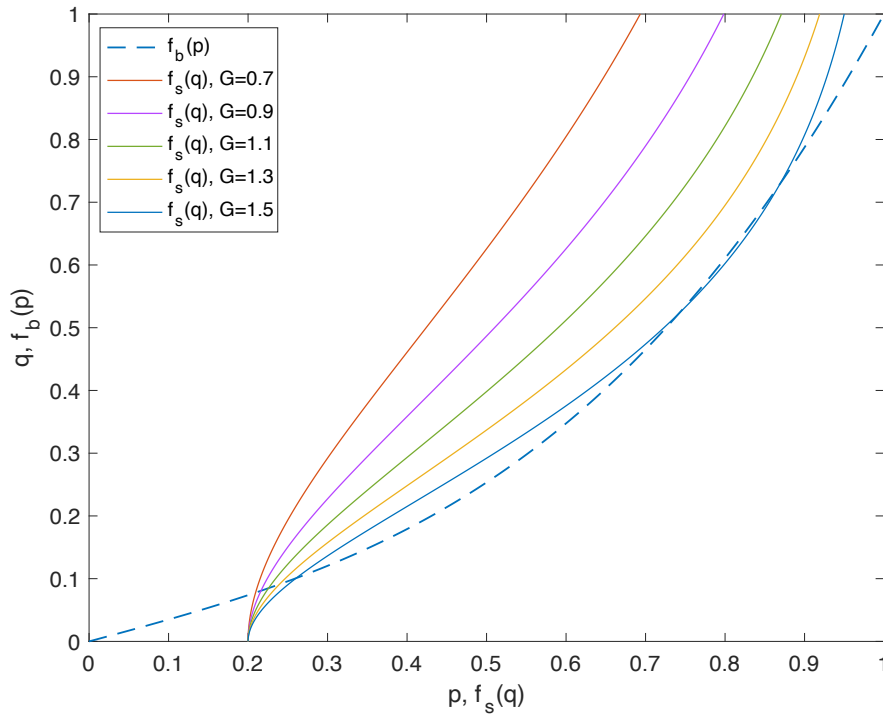


Fig. 3. EXIT chart for IRSA protocol obtained with  $d_{\max} = 4$ ,  $\mathbf{\Lambda} = \{0.5102, 0, 0.4898\}$ ,  $T = 2$ ,  $P_{E|1} = P_{E|2} = 0.2$  and different values of  $G$ .

asymptotic threshold for  $G$ , as for collision channel with zero error probability. However, we also observe from comparison with the results obtained with zero error probability that threshold values are smaller than the values obtained on the simple collision channel. Moreover, for  $T = 1$  the threshold effect is smoothed and packet loss probability increases slowly from its minimum, as  $G$  increases. As a sanity check, the same results are obtained by simulation and reported in Fig. 5, where it is noted the very good matching of the error floor and load thresholds. The simulation was carried out for  $N_s = 400$  slots.

From the previous example we can also conclude that, in presence of PHY layer slot decoding errors, a good IRSA configuration should determine the existence of no more than one crossing point in the EXIT chart for a wide range of  $G$  values (as for IRSA over the collision channel) and a value of  $p$  in the crossing point as close as possible to  $P_{E|1}$ . We now try to get insight on how to obtain a crossing point with  $p$  very close to  $P_{E|1}$ . We assume to work in a regime with small

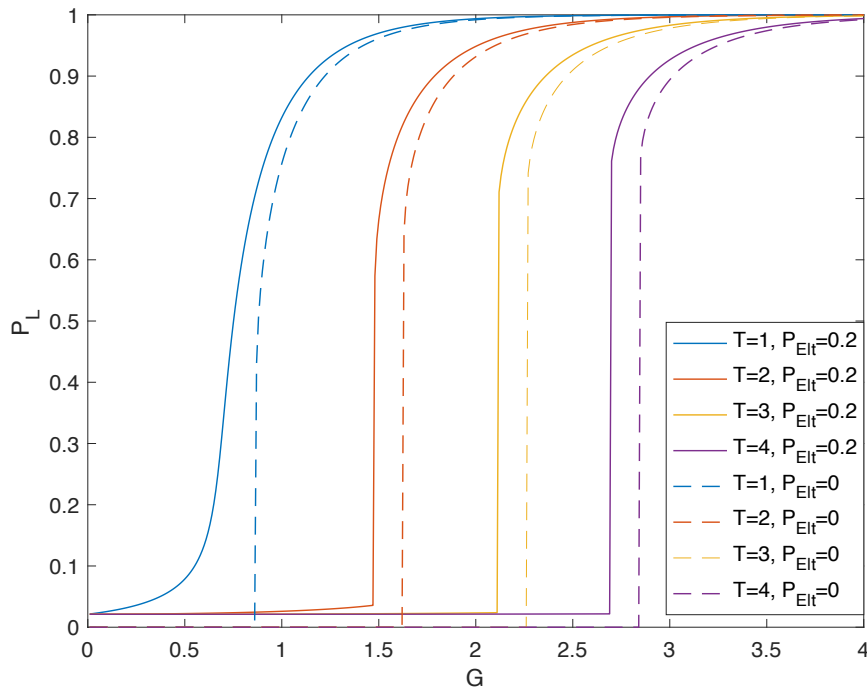


Fig. 4. Packet loss probability as function of average load  $G$  for IRSA protocol obtained with  $d_{\max} = 4$ ,  $\Lambda = \{0.5102, 0, 0.4898\}$ . Solid line is for  $P_{E|t} = 0.2$ ,  $\forall t$ . Dashed line is for  $P_{E|t} = 0$ ,  $\forall t$ .

values of slot decoding error probabilities and to focus our analysis in the EXIT chart region where  $p$  and  $q$  are small. In this region, the functions  $f_b(p)$  and  $f_s(q)$  can be approximated as

$$f_b(p) \approx \tilde{f}_b(p) = \eta \Lambda_{d_{\min}} d_{\min} p^{d_{\min}-1} \quad (23)$$

$$f_s(q) \approx \tilde{f}_s(q) = P_{E|1} + f'_s(0)q \quad (24)$$

where  $d_{\min}$  is the minimum number of transmitted replicas and  $f'_s(0)$ , obtained from (21), is  $(1 - P_{E|1})G/\eta$  if  $T = 1$  or  $(P_{E|2} - P_{E|1})G/\eta$  if  $T > 1$ . The intersection of the two functions,  $q = f_b(p)$  and  $p = f_s(q)$ , has coordinate  $p$  close to  $P_{E|1}$  if at least one of the two is flat close to zero, i.e., if at least one of the two conditions holds:

$$d_{\min} > 2 \quad (25)$$

$$P_{E|2} = P_{E|1} \text{ when } T > 1 \quad (26)$$

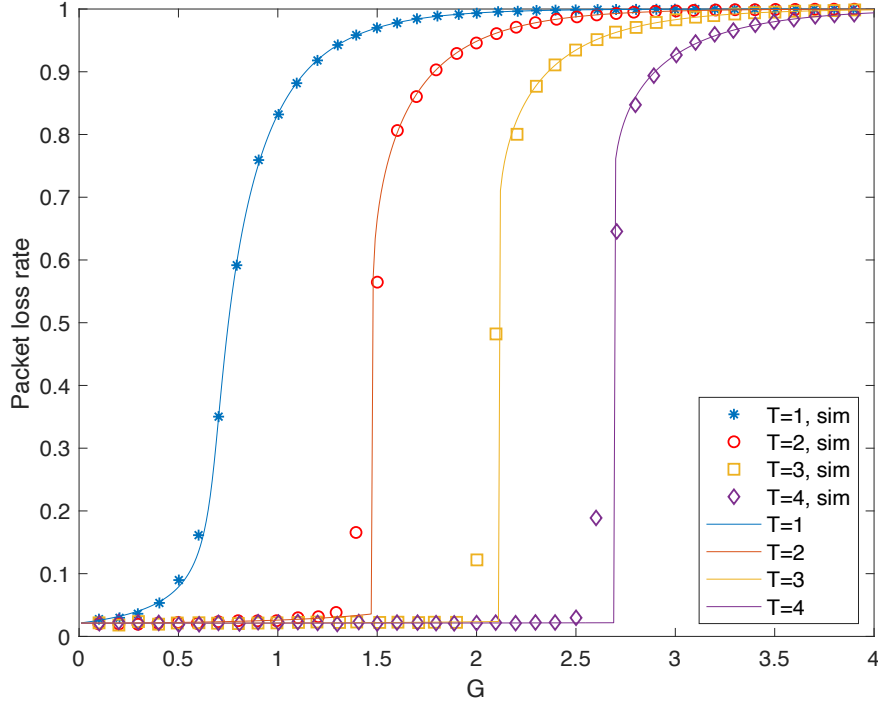


Fig. 5. Simulation (markers) and analytical evaluation (solid lines) of packet loss rate as function of average load  $G$  for IRSA protocol obtained with  $d_{\max} = 4$ ,  $\Lambda = \{0.5102, 0, 0.4898\}$ ,  $P_{E|t} = 0.2$ ,  $\forall t$ .

where the last condition can be possibly relaxed with  $P_{E|2}$  as small as  $P_{E|1}$ . This can be easily understood by looking at Fig. 3 where IRSA protocol settings are  $P_{E|1} = P_{E|2}$  and  $d_{\min} = 2$ . This also explains the good behavior of packet loss probability shown in Figs. 4 and 5 for IRSA with  $T > 1$  with respect to  $T = 1$ . The last result is formally presented as follows.

**Theorem 2.** Let  $P_{E|1} \approx 0$ . Then, there exists  $G_0 > 0$  such that for all  $G < G_0$  any of the two conditions:

$$\text{a) } d_{\min} > 2 \quad (27)$$

$$\text{b) } P_{E|2} \approx 0 \text{ when } T > 1, P_{E|2} \geq P_{E|1} \quad (28)$$

is sufficient for the iterative SIC process to converge to a value  $p_{\infty} = P_{E|1} + O(P_{E|1}^2)$ .

*Proof:* See Appendix B ■

As for the scenario with collision channel and zero slot decoding error probability, we can define an average load threshold under which the SIC process converges to a point in the  $(p, q)$  plane with  $p$  close to  $P_{E|1}$ . Since the solution  $p = P_{E|1}$  can not be achieved exactly (unless for  $G \rightarrow 0$ ), we need to introduce a parameter that quantifies how much  $p_\infty$  should be close to  $P_{E|1}$ . This is done by defining the interval  $[P_{E|1}, P_{E|1}(1 + e)]$  as the target range to be achieved by  $p_\infty$ .

**Definition 1.** Let  $N_s \rightarrow \infty$  and  $\mathbb{E}[K_a] \rightarrow \infty$  for constant  $G = \mathbb{E}[K_a]/N_s$ . The *asymptotic threshold* of the IRSA-based random access for a given parameter  $e$  is defined as

$$G^*(\Lambda, T, \mathbf{P}_E; e) = \sup\{G > 0 : p_\ell \rightarrow p_\infty \leq P_{E|1}(1 + e) \text{ as } \ell \rightarrow \infty\}. \quad (29)$$

The value of the threshold  $G^*$  satisfies the properties: (i) If  $G < G^*$  then  $p_\ell$  tends to  $p_\infty \leq P_{E|1}(1 + e)$  as  $\ell$  tends to infinity; (ii) If  $G > G^*$  then  $p_\ell$  converges to a value that is bounded away from  $P_{E|1}$  as  $\ell$  tends to infinity. Given the target parameter  $e$ , the value of  $G^*$  depends on  $\Lambda$ , the value of  $T$  and the set of error probabilities  $\mathbf{P}_E = \{P_{E|t}, t = 1, \dots, T\}$ . We can interpret  $G^*(\Lambda, T, \mathbf{P}_E; e)$  as the largest traffic (in data packets per slot) that a IRSA-based random access with distribution  $\Lambda$  can support reliably, i.e., with packet loss probability suitably close to its minimum, over the considered channel with error probabilities  $\mathbf{P}_E$ , when both  $\mathbb{E}[K_a]$  and  $N_s$  are large. Therefore, a IRSA decoder with perfect interference subtraction, can achieve packet loss probability  $P_{L\infty}$  close to  $P_{L\min}$ , defined in (22), when  $G < G^*$ .

The value of  $G^*$  can be found by testing the convergence of the recursions (18) and (20) for different values of  $G$ . Fig. 6 shows the values of  $G^*$  for the IRSA protocol as in the Example 1, evaluated as function of  $P_{E|1}$ . The schemes with MPR capability have  $P_{E|1} = P_{E|2}$ . Note that the asymptotic threshold for  $T = 1$  drops when  $P_{E|1} > 0$  with respect to the case when  $P_{E|1} = 0$ , since  $d_{\min} = 2$  in this case (Theorem 2 is not satisfied). Differently, for  $T > 1$ , just a slight decrease appears on the threshold when  $P_{E|1} > 0$ . Note also that the threshold of the schemes with  $T > 1$  is quite insensitive to parameter  $e$ , for  $e > 0.5$ , whereas the threshold of the scheme with  $T = 1$  depends on both  $e$  and  $P_{E|1}$ .

According to the asymptotic analysis, when the load threshold is known for a given IRSA protocol and the conditions of Theorem 2 hold, a simple approximated model for determining

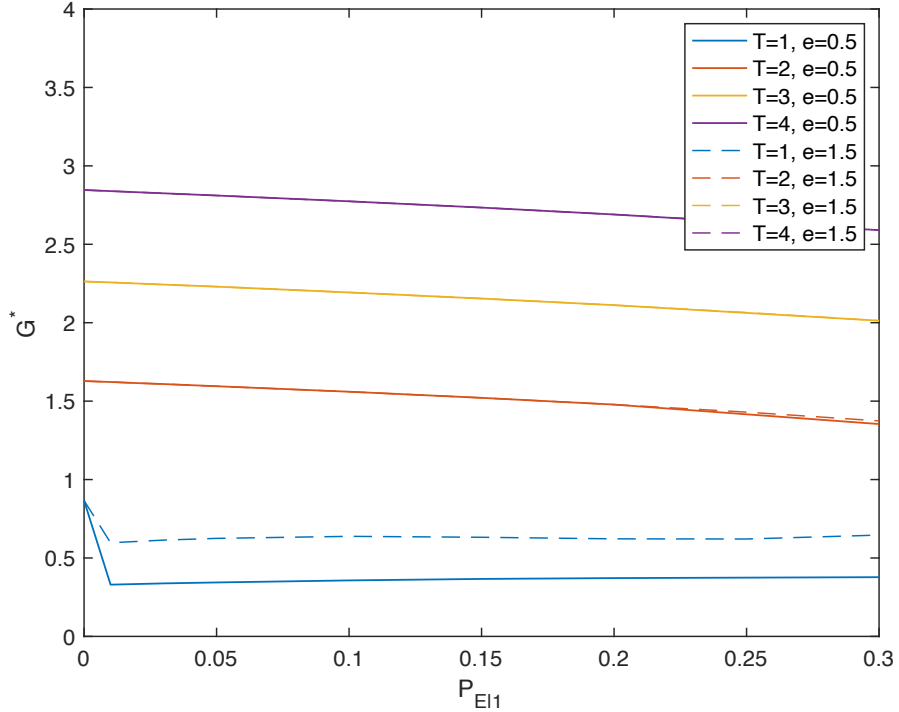


Fig. 6. Asymptotic threshold as function of  $P_{E|1}$  ( $= P_{E|2}$  if  $T > 1$ ) for  $e = 0.5$  and  $e = 1.5$ . The IRSA protocol is obtained with  $d_{\max} = 4$ ,  $\Lambda = \{0.5102, 0, 0.4898\}$ .

the packet loss probability is

$$P_L \approx P_{L_{\min}} \text{ if } G < G^*(\Lambda, T, \mathbf{P}_E; e) \quad (30)$$

being  $P_L \gg P_{L_{\min}}$  otherwise. On the other hand, the actual values of  $P_L$ , for a given IRSA scheme and a given set of error probabilities  $\mathbf{P}_E$ , can be obtained by simulation.

**Remark 1.** If the conditions of Theorem 2 hold and if both  $\mathbb{E}[K_a]$  and  $N_s$  are large, the threshold-based model becomes asymptotically tight for  $G$  values under the threshold and the threshold becomes approximately independent of parameter  $e$  for  $e > 0.5$ .

**Remark 2.** According to threshold-based model for packet loss probability, the generic requirement  $P_L < \epsilon$  translates into the two requirements  $G < G^*(\Lambda, T, \mathbf{P}_E; e)$  and  $P_L < \sum_d \Lambda_d P_{E|1}^d (1 + e)^d < \epsilon$ . These two requirements might be used to drive a search for best IRSA-based random access codes that maximize  $G$  subject to a maximum packet loss probability  $\epsilon$ . This would extend

the results obtained in [15] for a noiseless channel with  $\epsilon = 0$ .

#### D. IRSA-based Random Access over GMAC: Convergence Boundary

In this subsection we derive a fundamental limit on the asymptotic load threshold of IRSA-type schemes working over the GMAC, where slot decoding has a finite error probability. This limit applies to *any* IRSA scheme with efficiency  $\eta$ , regardless of the specific configuration employed, for a given set of error probabilities  $\mathbf{P}_E$ , when both  $\mathbb{E}[K_a]$  and  $N_s$  are large.

Let us start with the following theorem.

**Theorem 3.** For any IRSA scheme with  $T$ -MPR capability, working over a GMAC with a set of error probabilities  $\mathbf{P}_E$  and with a SIC process converging to  $p_\infty \leq P_{E|1}(1+e)$  as  $\ell \rightarrow \infty$ , the load threshold  $G^*$  and the efficiency  $\eta$  of the protocol must fulfill the inequality

$$G^*[1 - P_{E|1}^2(1+e)^2] \leq \sum_{t=1}^T (1 - P_{E|t}) \left[ 1 - \exp\left(-\frac{G^*}{\eta}\right) \sum_{k=0}^{t-1} \frac{1}{k!} \left(\frac{G^*}{\eta}\right)^k \right] \quad (31)$$

that holds if  $P_{E|1}(1+e) < 0.5$ .

*Proof:* See Appendix C. ■

Note that in the special case of  $T = 1$  we get the result

$$G^* \leq \frac{1 - P_{E|1}}{1 - P_{E|1}^2(1+e)^2} \left[ 1 - \exp\left(-\frac{G^*}{\eta}\right) \right]. \quad (32)$$

Note also that in case of slot decoding with zero error probability, i.e.  $P_{E|t} = 0$ , the result of Lemma 3 is obtained. The following corollary can be also proved.

**Corollary 2.** For any integer  $T \geq 1$  and any  $0 < \eta \leq (1 - P_{E|1})/[1 - P_{E|1}^2(1+e)^2]$ , let  $\mathbb{G}(\eta, T, \mathbf{P}_E; e)$  be the unique positive real root of the equation

$$G[1 - P_{E|1}^2(1+e)^2] = \sum_{t=1}^T (1 - P_{E|t}) \left[ 1 - \exp\left(-\frac{G}{\eta}\right) \sum_{k=0}^{t-1} \frac{1}{k!} \left(\frac{G}{\eta}\right)^k \right]. \quad (33)$$

Then, the load threshold  $G^*(\Lambda, T, \mathbf{P}_E; e)$  is upper bounded by

$$G^* \leq \mathbb{G}(\eta, T, \mathbf{P}_E; e) \leq \sum_{t=1}^T \frac{1 - P_{E|t}}{1 - P_{E|1}^2(1+e)^2} \quad (34)$$

for any choice of  $\Lambda$  giving the efficiency  $\eta$ .

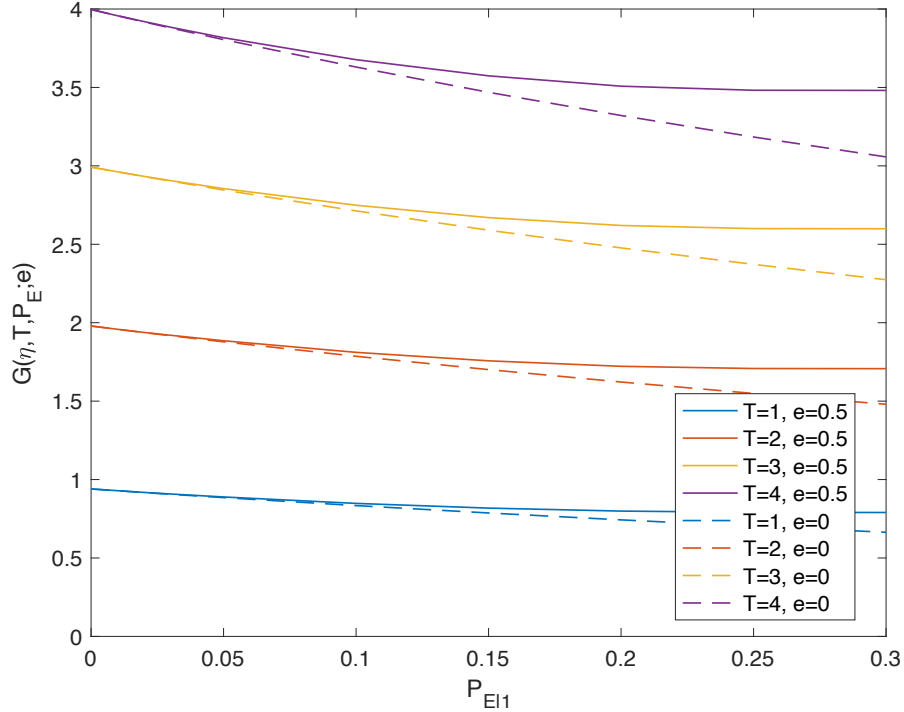


Fig. 7. Convergence boundary of IRSA as function of  $P_{E|1}$  ( $= P_{E|t}$  if  $T > 1$ ) for  $\eta = 1/3$ .

*Proof:* Let us denote with  $F(G)$  the right-hand side of (31) with  $G$  replacing  $G^*$ . We can rewrite (31) as  $G^*[1 - P_{E|1}^2(1+e)^2] \leq F(G^*)$ . It can be easily noted that  $F(0) = 0$ , i.e. the two functions  $G$  and  $F(G)$  cross in  $G = 0$ . It can be also noted that  $F(G) \rightarrow \sum_{t=1}^T (1 - P_{E|t})$  as  $G \rightarrow \infty$ . Let us now investigate the derivative of  $F(G)$  given by

$$F'(G) = \sum_{t=1}^T (1 - P_{E|t}) \frac{1}{\eta} \exp\left(-\frac{G}{\eta}\right) \frac{1}{(t-1)!} \left(\frac{G}{\eta}\right)^{(t-1)}. \quad (35)$$

It is always positive for  $G \geq 0$  and  $F'(0) = (1/\eta)(1 - P_{E|1})$  (note that the term  $(G/\eta)^{t-1}$  has to be replaced with 1 when  $t = 1$ ). If  $F'(0) > [1 - P_{E|1}^2(1+e)^2]$ , i.e.,  $\eta < (1 - P_{E|1})/[1 - P_{E|1}^2(1+e)^2]$ , there must be at least one positive solution between 0 and  $F(\infty)$ . Since  $F''(G)$  is found to be negative, this solution is unique. ■

**Remark 3.** As observed in the previous subsection, (34) is a *converse bound* which defines a region for the values of  $G$  where the SIC process does not converge to  $p_\infty \leq P_{E|1}(1+e)$  as



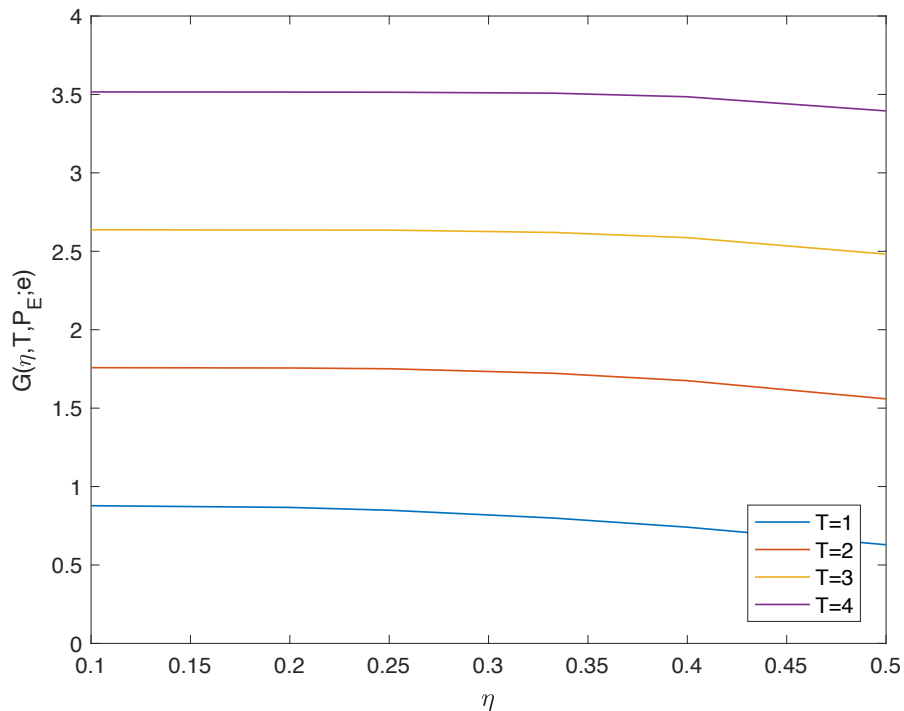


Fig. 8. Convergence boundary of IRSA as function of  $\eta$  for  $P_{E|t} = 0.2$ ,  $\forall t$ , and  $e = 0.5$ .

$\ell \rightarrow \infty$ . The boundary of this region is  $\mathbb{G}(\eta, T, \mathbf{P}_E; e)$  and is referred to as the *convergence boundary* of an IRSA-based random access scheme with  $T$ -MPR capability over a channel with finite slot decoding error probabilities  $\mathbf{P}_E$ . Note also that in this region where  $p_\infty > P_{E|1}(1 + e)$  the packet loss probability is lower-bounded by

$$P_{L\infty} > \sum_d \Lambda_d P_{E|1}^d (1 + e)^d \geq P_{L\min} (1 + e)^{d_{\min}}. \quad (36)$$

As for the collision channel, the achievability of this boundary for any rate  $\eta$  has never been proved to date. However, we have to note that this boundary is obtained through Lemma 6 (Appendix C) which includes an upper bound on the area  $A_\cap$  (see the proof). This bound is tight when  $P_{E|1}(1 + e)$  is small, but becomes loose as  $P_{E|1}$  increases beyond 0.1-0.2. A tighter approximation would be obtained by removing  $e$  from (56), and, consequently, from (31), but it is not guaranteed that this approximation is always a bound. This approximated boundary is simply  $\mathbb{G}(\eta, T, \mathbf{P}_E; 0)$  and behaves well in all the cases where the load threshold appears clearly

and almost independent of parameter  $e$ , i.e., when the two conditions in (28) hold. Plots of the convergence boundary as function of  $P_{E|1}$  and  $\eta$ , for some values of  $T$ , are shown in the Figs. 7 and 8. Here, the two cases with  $e = 0$  and  $e = 0.5$  are also compared.

#### IV. PHY LAYER ENCODING AND DECODING SCHEMES

In this section we discuss two PHY layer encoding and decoding schemes that can be used in IRSA-based random access with MPR. They can also be used in the simple frame-based SA random access that will be taken as a reference case for comparison. We also discuss models and methods for evaluating the performance of PHY layer slot decoding in terms of probability of message error,  $P_{ME|t}$ , and probability of decoding error,  $P_{E|t}$ , both conditioned to  $t$  transmissions in the slot. These models will be exploited in Section V to evaluate the achievable  $E_b/N_0$  and the tradeoff between spectrum and energy efficiency for IRSA-based random access schemes.

To define the slot decoding procedure let us assume that in slot  $i$  there are  $t_i$  transmitted codewords not yet detected and cancelled by the SIC process. Under the assumption of perfect estimation of  $t_i$ , in each slot  $i$  the slot decoder tries to estimate the list of  $t_i$  transmitted messages by using the decoding function

$$g_P : Y^n = (y_{i1}, \dots, y_{in}) \longrightarrow g_P(Y^n) = \{m_1, \dots, m_{t_i}\}$$

with  $m_j \in [M]$ . The output is an empty list when  $t_i > T$ . An error flag  $f_i$  marks the slot  $i$  as unresolved if the list is empty or if one or more elements of the list are not correct. This kind of decoder, an incomplete decoder that relies on the error detection capability of the PHY layer code, has never been considered until now in the framework of IRSA. The two coding options are described in the following subsections, starting from the most general scheme.

##### A. Option 1: Optimum Coding for MPR with Binary Error Detection Coding

Each message  $m_{s,i} \in [M]$ , represented by a  $k$ -bit block with  $M \leq 2^k$ , is first encoded into a  $k'$ -bit block with a binary code for error detection. The number of parity check bits  $r = k' - k$  should be large enough to keep the undetected error probability  $P_{ue}$  below a given fixed value. It is known that there exist  $(k+r, k)$  block codes with  $P_{ue}$  bounded by  $2^{-r}$ . We have to keep in mind that an undetected error in the PHY layer code at the slot level may results in a failure in MAC layer decoding with some additional packet losses due to interference cancellation errors.

The effects of a non zero probability of cancellation error are investigated in [27]. By looking at the results of this work and considering cancellation errors due to undetected errors at PHY layer only, we can design  $r$  to keep  $P_{ue}$  at least one order of magnitude below the target packet loss probability. The  $k'$ -bit block is then encoded into an  $n$ -symbol block by using an extended codebook of  $M' = 2^{k'} = M2^r$  elements and encoding function  $f_{P1}(m')$ , where  $m' \in [M']$  is one of the possible  $k'$ -bit messages.

The symbol sequence received from the GMAC in a given slot is first decoded with the following minimum distance decoder:

$$g_{P1}(Y^n) = \arg \min_{\{m'_1, \dots, m'_{t_i}\}, m'_j \in [M']} \left\| \sum_{j=1}^{t_i} f_{P1}(m'_j) - Y^n \right\|^2.$$

The decoder is activated only if  $1 \leq t_i \leq T$ . The messages in the output list are then checked with binary error detection. If a message of the list fails error detection, the error flag is raised to 1.

The result of Lemma 1 provides an upper-bound for the probability of message error when  $t$  active transmitters use a codebook of size  $M'$  to send their message over a slot with finite size of  $n$  channel-uses. It is given by

$$P_{ME|t} \leq F_1(n, M', P/\sigma^2, t) \quad (37)$$

where  $P/\sigma^2 = (2\eta \log_2 M/n)E_b/N_0$ , according to (3), sets an energy constraint in the transmission which is related to  $E_b/N_0$ . This result can be also exploited to derive a bound for the decoding error probability  $P_{E|t}$ , by considering the union-bound

$$P_{E|t} \leq tP_{ME|t} \leq tF_1(n, M', P/\sigma^2, t). \quad (38)$$

As pointed out in [19], this set of probabilities for  $t = 1, \dots, T$  are the results of a random coding bound and all of them have to be achieved by the same code. There exist codes with probability 1 in the random set able to achieve the set of probabilities  $\{P_{ME|t}/\alpha_t, t = 1, \dots, T\}$  if the coefficients  $\alpha_t$  satisfy  $\sum_t \alpha_t < 1$ . A code that achieves the set of random coding bounds is denoted as an optimum code for MPR.

### B. Option 2: BPR and Binary Linear Concatenated Coding with Error Detection Coding

We consider the BPR codebook construction proposed in [13], with modifications as in [12] to adapt it to the unsourced setting considered here. This coding technique is able to achieve near-zero error probability over a binary adder channel (BAC) with  $1 \leq t \leq T$  active transmitters, where  $T$  is a code design parameter. This channel is noiseless, has  $t$  inputs  $X_1, \dots, X_t$ , where  $X_i \in \{0, 1\} \subset \mathbb{R}$ , and one output  $Y \in \{0, \dots, t\} \subset \mathbb{R}$ , given by  $Y = \sum_{i=1}^t X_i$ , the sum being over the reals. In the simple case of  $T = 1$ , i.e., no MPR capability, there is no need of BPR coding and the inner coding is not constrained to be binary or linear.

The BPR construction starts from the parity-check matrix of a  $T$ -error-correcting binary Bose Chaudhuri Hocquenghem (BCH) code of length  $2^k - 1$ , which has  $kT$  binary rows and  $2^k - 1$  columns. The set of all columns is the common codebook with codewords of length  $kT$ . Its size is  $M = 2^k - 1$ . Note that the codebook is nonlinear and does not contain the all-0 codeword. As mentioned above, the BPR construction achieves near-zero error probability over the BAC with  $1 \leq t \leq T$  inputs. In fact, since by construction any  $2T$  columns of the parity-check matrix of a  $T$ -error-correcting linear block code are linearly independent, any two different  $T$ -tuples of codewords cannot have the same sum. Hence, a set of up to  $T$  messages, if they are all different, can be decoded with no error at the receiver with standard low complexity algorithms for BCH codes. An error can occur only if some messages are equal. The probability of this event is usually negligible when the codebook size  $M$  is large.

The slot encoding function is described as follows. A concatenated coding scheme with an outer BPR code and an inner binary linear code, as proposed by [12], is considered. Each message  $m_{s,i} \in [M]$ , represented by a  $k$ -bit block, is first encoded into a codeword of length  $kT$  belonging to the BPR codebook. The codeword is further encoded into a block of  $k' = kT + r$  bits using a binary linear code for error detection. The redundancy  $r$  should be large enough to keep the undetected error probability below a given fixed value. The  $k'$ -bit block is then encoded into an  $n$ -symbol block by using a binary linear codebook of  $M' = 2^{k'}$  elements and encoding function  $f_{P_2}(m')$  where  $m' \in [M']$  is one of the possible  $k'$ -bit messages. The symbols in the final codeword  $\mathbf{x}_i$  are binary antipodal symbols with values  $\pm\sqrt{P}$  obtained from the encoded bits  $\mathbf{b}_i$ , as  $\mathbf{x}_i = \sqrt{P}(2\mathbf{b}_i - 1)$ .

The symbol sequence  $\mathbf{y}_i$  received from the GMAC with  $t_i$  transmissions in the generic slot

$i$  is first processed to map it onto a sequence of symbols belonging to interval  $[0, 2)$ , by using modulo-2 operation, as follows:

$$\begin{aligned}\hat{\mathbf{y}}_i &= \left[ \frac{\mathbf{y}_i}{2\sqrt{P}} + \frac{t_i}{2} \right] \bmod 2 \\ &= \left[ \sum_{j=1}^{t_i} \mathbf{b}_j + \frac{\mathbf{z}_i}{2\sqrt{P}} \right] \bmod 2 \\ &= [\mathbf{B}_i + \mathbf{z}'_i] \bmod 2.\end{aligned}\tag{39}$$

Here,  $\mathbf{B}_i = [\sum_{j=1}^{t_i} \mathbf{b}_j] \bmod 2$  is the bit-wise modulo-2 sum of the transmitted codewords and  $\mathbf{z}'_i = \mathbf{z}_i/(2\sqrt{P})$  is the noise term. Since the transmitted codewords are obtained from the same linear code, used to encode each BPR codeword,  $\mathbf{B}_i$  is necessarily a codeword of the linear code obtained by encoding the modulo-2 sum of the transmitted BPR codewords.

Therefore, in the receiver there is a first inner decoder that tries to estimate the codeword  $\mathbf{B}_i$  from  $\hat{\mathbf{y}}_i$  through a maximum likelihood search, as

$$\hat{\mathbf{B}}_i = g_{P2}(\hat{\mathbf{y}}_i) = \underset{\mathbf{B}_i}{\operatorname{argmin}} \|\mathbf{B}_i - \hat{\mathbf{y}}_i\|^2.$$

By exploiting the error detection code embedded as outer component of the linear code, the decoder is also able to check the validity of the codeword with negligible decoding failure probability. If decoding is successful, i.e.  $\hat{\mathbf{B}}_i = \mathbf{B}_i$ , then the modulo-2 sum of the transmitted BPR codewords can be extracted from  $\hat{\mathbf{B}}_i$  and sent to the BPR decoder. If decoding is not successful, the output list is left empty and the error flag  $f_i$  marks the slot  $i$  as unresolved, under the assumption that decoding is activated when  $t_i \leq T$ .

The BPR decoder uses a low-complexity decoding procedure derived from standard BCH decoding algorithm, as illustrated in [12], [13]. If  $t_i \leq T$  and all the  $t_i$  messages are distinct, then the BPR decoder is able to decode the list  $\{m_1, \dots, m_{t_i}\}$  of transmitted messages with zero error probability. An error event occurs only if two or more transmitted messages are the same. This kind of error can be detected in presence of perfect knowledge of  $t_i$ , due to the mismatch between list length and  $t_i$ , and the slot is marked as unresolved.

In this scheme the error events are generated by the first part of decoding, related to inner ideal linear coding. If a correct inner codeword is decoded, BPR decoding produces the correct list of messages transmitted in a slot, provided that their number is not greater than  $T$ . If an error

event is detected at the inner decoder a decoding error is declared and an empty list is provided at the output of BPR decoder. Thus, there is no difference between message error and decoding error for any number of transmissions  $t \leq T$  in the slot, and we use notation  $P_{E|t} = P_{ME|t} = P_E$ .

An expression for the decoding error probability is derived in the Appendix D as function of  $P/\sigma^2$ , coding rate and other system parameters. Regarding the inner binary linear coding we are considering two cases: i) ideal coding able to achieve coding rate limits of a binary-input memoryless channel with AWGN in the finite-blocklength regime, ii) simple binary BCH coding with bounded-distance hard-decision decoding.

## V. ACHIEVABLE $E_b/N_0$

The scope of this section is to set up the model for the evaluation of packet loss probability for a slotted random access code over a GMAC, as a function of the system parameters, by integrating the main methods and results developed in Section III and Section IV. With this model we will be able to derive the achievable  $E_b/N_0$  values, indicating the energy efficiency of the random access code, able to guarantee a predefined (per-user) packet loss probability.

In a general framework, the packet loss probability derived in Section III, for a given number  $K_a$ , or  $\mathbb{E}[K_a]$ , of active devices, is obtained as

$$P_L = L(T, \mathbf{P}_E, \mathbb{E}[K_a], N_s) \quad (40)$$

where the function  $L(\cdot)$  can be specified for each MAC layer coding scheme, for both SA and IRSA. We remind that the analytic expression of  $L(\cdot)$  is available for SA, whereas for IRSA this relationship can be generally obtained through simulation. When  $\mathbb{E}[K_a]$  and  $N_s$  are sufficiently large and with  $G = \mathbb{E}[K_a]/N_s$ , the packet loss probability can be approximated by its asymptotic value  $P_{L\infty}$  which is evaluated through recursive equations summarized in the general form

$$P_{L\infty} = L_\infty(T, \mathbf{P}_E, G). \quad (41)$$

One input of the functions  $L(\cdot)$  and  $L_\infty(\cdot)$  is the set of slot decoding error probabilities, related to the PHY layer coding options analyzed in Section IV. The conditional error probabilities are obtained as

$$P_{E|t} = F(n, M, P/\sigma^2, t) \quad (42)$$

where the function  $F(\cdot)$  can be specified, for each PHY layer coding scheme, as function of  $M$ ,  $n = N/N_s$  and  $P/\sigma^2 = (2\eta \log_2 M/n)E_b/N_0$  depending on  $E_b/N_0$ . Note that the codebook size  $M$  is strictly related to the message length  $k$  in bits and some expressions shown in Section IV (and Appendix D) are functions of  $k$ , directly or through other coding parameters.

**Definition 2.** For given fixed values of codebook size  $M$ , frame length  $N$ , number of active transmitters  $K_a$  or  $\mathbb{E}[K_a]$ , and a given coded random access scheme, the *achievable*  $E_b/N_0$  with given (per-user) packet loss probability  $\epsilon$  is defined as

$$[E_b/N_0]^* = \inf\{E_b/N_0 > 0 : P_L < \epsilon, n > 0\} \quad (43)$$

where the slot size  $n$  is taken as a free configuration parameter of the coded random access scheme.

When  $\mathbb{E}[K_a]$  and  $N_s$  are sufficiently large, and the packet loss probability is approximated by its asymptotic expression  $P_{L\infty}$ , we obtain the asymptotic approximation of  $[E_b/N_0]^*$ , denoted as  $[E_b/N_0]_\infty^*$  and given by

$$[E_b/N_0]_\infty^* = \inf \left\{ E_b/N_0 > 0 : \mathbf{G} < \mathbf{G}^*(\mathbf{\Lambda}, T, \mathbf{P}_E; e), \right. \\ \left. \sum_d \Lambda_d [P_{E|1}(1+e)]^d < \epsilon, n > 0, e > 0 \right\} \quad (44)$$

according to Remark 2.

#### A. Achievable $E_b/N_0$ for IRSA on the Convergence Boundary

When the performance of an IRSA-based random access code is evaluated through the asymptotic approximation, which is tight when  $\mathbb{E}[K_a]$  and  $N_s$  are sufficiently large, it is possible to define an energy efficiency limit that holds for any IRSA scheme with given  $T$  and PHY layer coding option. It is based on the convergence boundary of IRSA over a channel with slot decoding error probabilities  $\mathbf{P}_E$ . Although it can not be considered as a strictly achievable limit, it provides a useful benchmark for the achievable energy efficiency of any IRSA scheme, considering that some specific optimized schemes in the more general class of CSA protocols [16] have been found that approach such limit quite closely.

To define this energy efficiency limit, let us first remind that Corollary 2 holds for IRSA in

the asymptotic conditions. Moreover, we also remind the inequality  $\sum_d \Lambda_d p_\infty^d \leq p_\infty^{d_{\min}} \leq p_\infty^2$ , because  $d_{\min} \geq 2$  for IRSA protocol. Therefore, for given fixed values of codebook size  $M$ , frame length  $N$ , and number of active users  $K_a$  or  $\mathbb{E}[K_a]$ , we define the achievable value of  $E_b/N_0$  on the convergence boundary for any IRSA-based scheme with  $T$ -MPR capability and (per-user) packet loss probability  $\epsilon$ , as

$$[E_b/N_0]^{\text{CB}} = \inf \left\{ E_b/N_0 > 0 : \mathbf{G} < \mathbb{G}(\eta, T, \mathbf{P}_E, e), \right. \\ \left. [P_{E|1}(1+e)]^2 < \epsilon, e > 0, n > 0, \eta \leq (1 - P_{E|1})/[1 - P_{E|1}^2(1+e)^2] \right\} \quad (45)$$

where the slot size,  $n$ , and  $\eta$  are taken as a free configuration parameters of the coded random access schemes. Due to Corollary 2, we also have, for any IRSA scheme with given  $T$  and PHY layer coding option,

$$[E_b/N_0]^* \approx [E_b/N_0]_\infty^* \geq [E_b/N_0]^{\text{CB}}. \quad (46)$$

We finally note that also the parameter  $e$ , relating the load threshold to error floor, is a free variable in the evaluation. However, in all the cases where the load threshold appears clearly and almost independent of parameter  $e$ , i.e., when the two conditions of Theorem 2 hold or when the channel has zero slot decoding error probability, a value of  $[E_b/N_0]^{\text{CB}}$  can be obtained by exploiting the approximated boundary  $\mathbb{G}(\eta, T, \mathbf{P}_E; 0)$  and evaluating (45) with  $e = 0$  in a simplified way.

### B. Tradeoff between Energy Efficiency and Spectrum Efficiency

In this subsection we finally try to capture the fundamental tradeoff between energy efficiency and spectrum efficiency for slotted random access schemes when the working condition approaches the asymptotic regime. We define the asymptotic scenario with the following setting:  $\mathbb{E}[K_a] \rightarrow \infty$ ,  $N \rightarrow \infty$ ,  $N_s \rightarrow \infty$ , with  $\mathbb{E}[K_a]/N_s = \mathbf{G}$ ,  $\mathbf{G}$  finite real number,  $N/N_s = n$ ,  $n$  finite integer number. Note that this scenario is in principle not compatible with the unsourced access where all users share the same finite-size codebook and with the slotted random access codes that use the finite-size codebook to encode frames with a diverging number of slots. Therefore, the asymptotic setting is not a feasible working condition, but is just a limit condition that can be approached when  $K$  and  $N_s$  are very large, but still compatible with a finite-size common codebook.



**Definition 3.** In the asymptotic scenario the spectrum efficiency is defined as

$$S = \frac{\mathbb{E}[K_a] \log_2 M}{N} = G \frac{\log_2 M}{n}. \quad (47)$$

For a slotted coded random access scheme,  $G$  and  $\log_2 M/n$  quantify the portions of the efficiency due to the MAC layer component and to the PHY layer coding component, respectively.

The energy efficiency is given by the achievable value of  $E_b/N_0$  that guarantees a per user packet loss probability  $P_{L\infty} < \epsilon$  and can be evaluated as a function of  $S$  with the same methods previously presented, by still considering  $n$  as a free optimization parameter. It is sufficient to consider (44) and (45) and replace  $G$  with  $nS/\log_2 M$ . We obtain two expressions that define, for each random access scheme, a relationship between energy efficiency parameter  $[E_b/N_0]_\infty^*$ , or  $[E_b/N_0]^{\text{CB}}$ , and spectrum efficiency  $S$ .

The evaluation on the convergence boundary provides a fundamental limit in the tradeoff between energy and spectrum efficiency, for any IRSA scheme with  $T$ -MPR capability, in terms of a converse bound, although not yet proved as achievable bound. This tradeoff, as well as its limit, will be explored in the next section for the IRSA-based schemes presented in the paper.

## VI. NUMERICAL RESULTS

In this section we illustrate the tradeoff between energy efficiency and spectrum efficiency achievable by IRSA based random access codes in the asymptotic setting. We consider a scenario where the packet size is  $\log_2 M = 100$  and target packet loss probability is  $\epsilon = 0.005$ .

The results in Fig. 9 refer to option 1 for PHY layer slot encoding with an optimum code that achieves the random coding bound at slot level with perfect knowledge of the number of transmissions per slot. The results on the convergence boundary provide a limit beyond which the target error probability can never be achieved. The energy efficiency limit in terms of  $E_b/N_0$  is between 7 and 8 dB at a spectrum efficiency of 1 bit/channel use.  $E_b/N_0$  also decreases with  $T$ , i.e., the MPR capability, for medium to large spectrum efficiencies. A very large improvement over the reference case of SA with MPR is obtained. SA is a convenient choice only when  $S$  is small and the network is working with a small load. The figure also reports with markers the results obtained for a specific IRSA protocol with parameters  $d_{\max} = 4$ ,  $\mathbf{\Lambda} = \{0.5102, 0, 0.4898\}$  and  $\eta = 1/\bar{d} = 0.3356$  (also considered in Example 1). We can note that for  $T > 1$ , the case

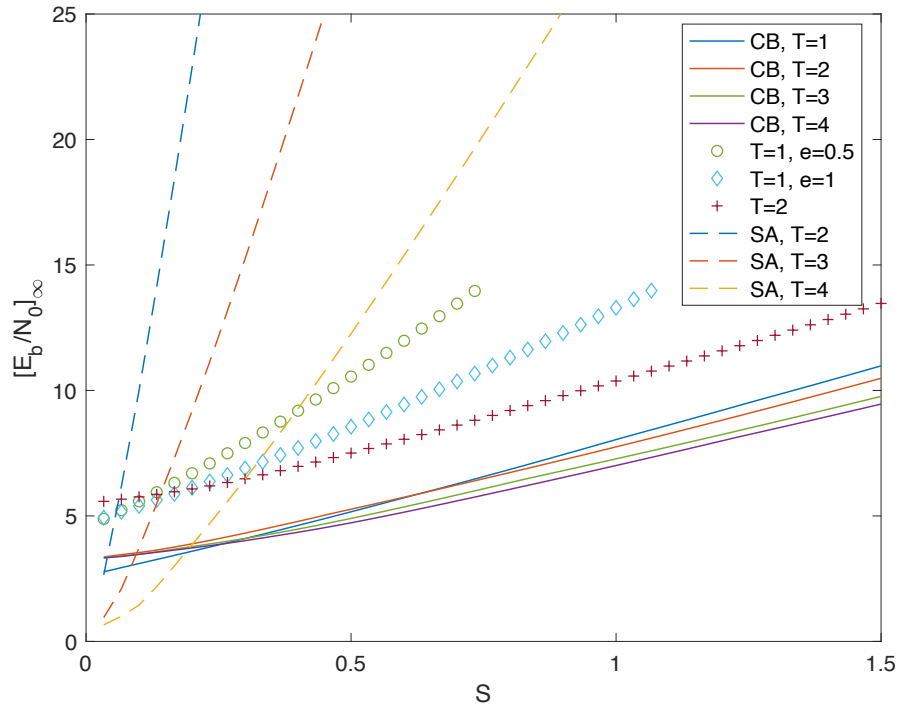


Fig. 9. Achievable  $E_b/N_0$  vs spectrum efficiency  $S$  with option-1 PHY layer coding,  $\log_2 M = 100$  and target packet loss probability  $\epsilon = 0.005$ . CB: on convergence boundary. SA: slotted ALOHA.

where the load threshold is well defined, the energy efficiency values stay within 2 dB from the convergence boundary. This gap diverges, as expected, for  $T = 1$  (random access code without MPR) when the dependency on parameter  $e$  becomes significant. We report for this case two plots with different fixed values of  $e$ . The best result in this specific case is obtained with  $e = 1$ .

The results in Fig. 10 refer to the case where option 2 is used for PHY layer slot encoding where BPR coding is used to support MPR capability. We can note from the figure that the results on the convergence boundary get far from the limits set by the optimum case (option 1) for PHY layer slot encoding. Spectrum efficiency beyond 0.9 bit/channel use is not achievable due to the code rate limitations coming from BPR encoding. Also energy efficiency suffers the low code rate of BPR encoding, which decreases as  $T$  increases. The results with the markers referring to the specific IRSA protocol, as in the previous figure, show that the best tradeoff between energy and spectrum efficiency is obtained for the scheme without MPR ( $T = 1$ ) which also outperforms the SA schemes in the region of small  $S$ .

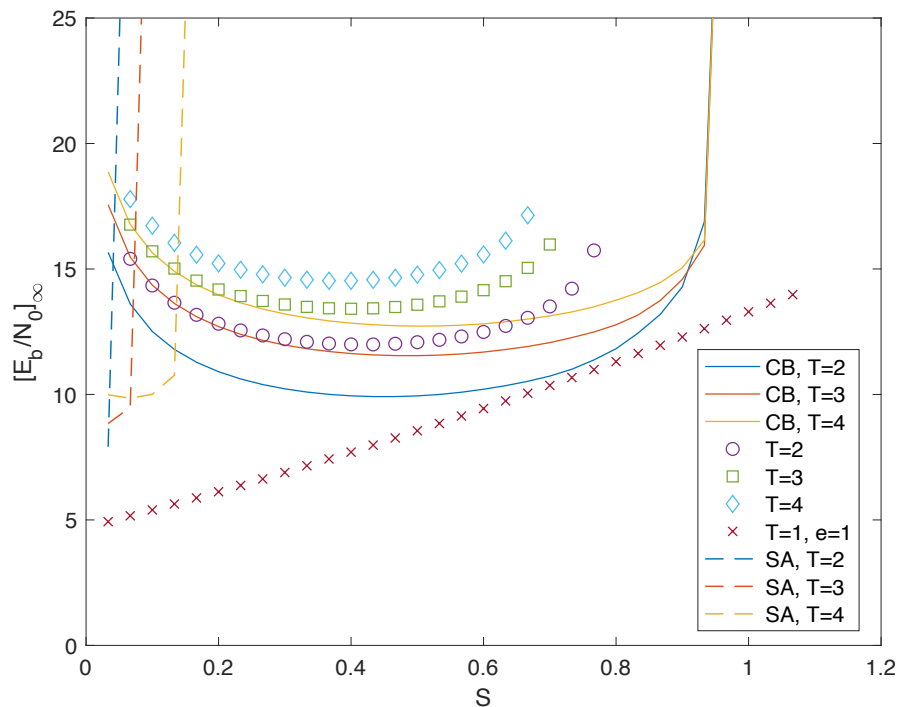


Fig. 10. Achievable  $E_b/N_0$  vs spectrum efficiency  $S$  with option-2 PHY layer coding,  $\log_2 M = 100$  and target packet loss probability  $\epsilon = 0.005$ . CB: on convergence boundary. SA: slotted ALOHA.

Fig. 10 has shown the limitations coming from BPR slot encoding to support MPR. To overcome these limitations, the work in [12] proposed a multilayer extension of the basic binary scheme to increase spectrum efficiency. We explored this solution by deriving the results presented in Fig. 11. Here, a 2-layer BPR scheme is considered. We can note that this scheme is effective to improve spectrum efficiency for both convergence boundary and specific IRSA scheme. No significant improvement is obtained in terms of achievable  $E_b/N_0$ . However, we can see from the figure that the scheme with  $T = 2$  allows working in the region with  $S > 1.1$  where the scheme with  $T = 1$  is not able to work.

The results in Fig. 12 refer to the case where option 2 for PHY layer slot encoding is used with BCH coding, as a simple binary linear coding able to support both error detection and correction. In particular, given the number  $kT$  of bits to be encoded and the slot size  $n$ , by using a single baseline encoder with maximum codeword length of  $2^8 - 1$  bits, the packet is encoded into one or more BCH codewords with suitable length. The results of this figure should

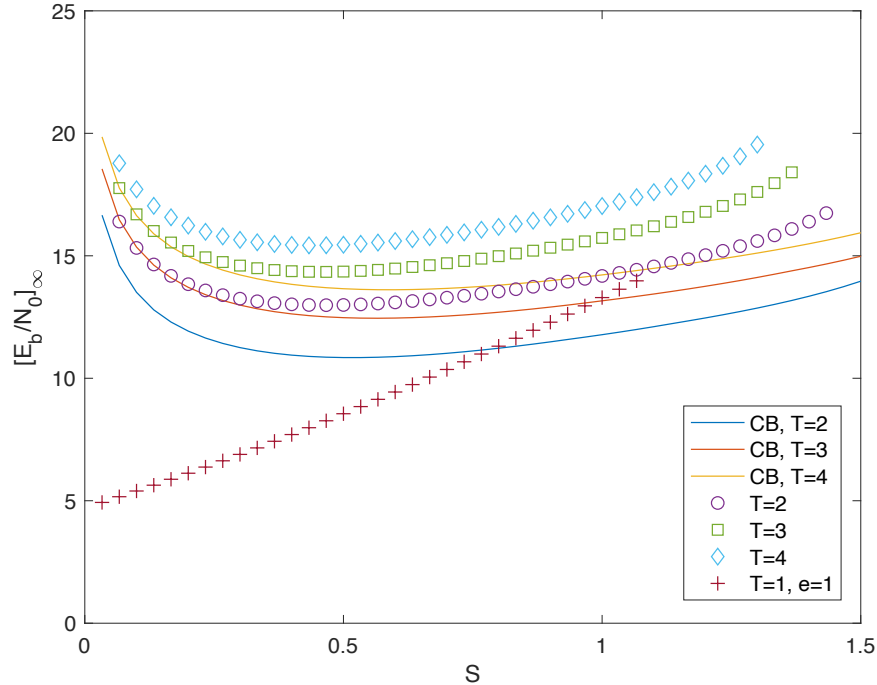


Fig. 11. Achievable  $E_b/N_0$  vs spectrum efficiency  $S$  for IRSA-based random access codes with option-2 PHY layer coding (2-layer extension, as in [12]),  $\log_2 M = 100$  and target packet loss probability  $\epsilon = 0.005$ . CB: on convergence boundary.

be compared with those in Fig. 10 that refers to a coding scheme with ideal binary linear code for error correction and additional binary code for error detection. We can first note that the basic behavior of the tradeoff between energy and spectrum efficiencies does not change. Some performance degradation appears with the simple practical coding scheme with respect to ideal inner coding. However, we also note that in the schemes with MPR the degradation is limited to nearly 3 dB in the achievable  $E_b/N_0$  only, whereas a more significant degradation appears in the scheme with  $T = 1$ , where spectrum efficiency  $S$  is greatly limited below 0.5 bit/channel use (the binary code limits the PHY layer spectrum efficiency, because with  $T = 1$  there is no limitation coming from BPR coding which is used only when  $T > 1$ ) and achievable  $E_b/N_0$  becomes large for small values of  $S$  (due to low-rate coding inefficiency).

In the last figure, Fig. 13, we move to a finite length scenario with a fixed frame size  $N = 30000$  and target packet loss probability  $\epsilon = 0.05$ , with the aim to compare the energy efficiencies of IRSA-based and SA-based schemes, including also the optimized scheme reported in [12].

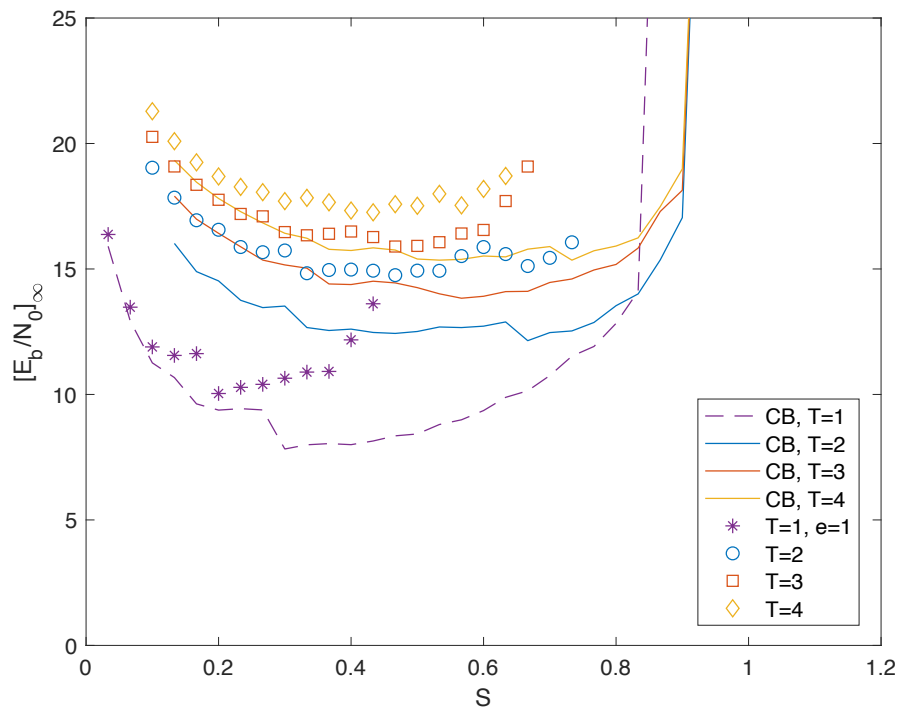


Fig. 12. Achievable  $E_b/N_0$  vs spectrum efficiency  $S$  for IRSA-based random access codes with option-2 PHY layer coding using BCH codes,  $\log_2 M = 100$  and target packet loss probability  $\epsilon = 0.005$ . CB: on convergence boundary.

The figure shows the achievable  $E_b/N_0$  as a function of the number of active transmitter  $K_a$ . For IRSA-based scheme the asymptotic approximation is evaluated, which is expected to be optimistic for small values of  $K_a$ . The result obtained from the Polyanskiy's random coding bound in [7] on per-user message error probability is also plotted in the figure. The plots with the markers refers to specific IRSA protocol considered in Example 1. The figure shows the positioning of IRSA-based schemes with respect to other schemes and the gap with respect to random coding bound.

We can see that IRSA-based random access schemes with option 1 PHY layer coding have a convergence boundary limit within no more than 5 dB from random coding bound and perform better than SA schemes when the number of active transmitters is not too small. The use of option 2 PHY layer coding as a practical coding scheme to realize MPR does not appear effective to achieve the potential gain of MPR in IRSA-based schemes. In fact, the simple IRSA-based scheme with  $T = 1$  performs better than the schemes with MPR and coding option 2, as shown

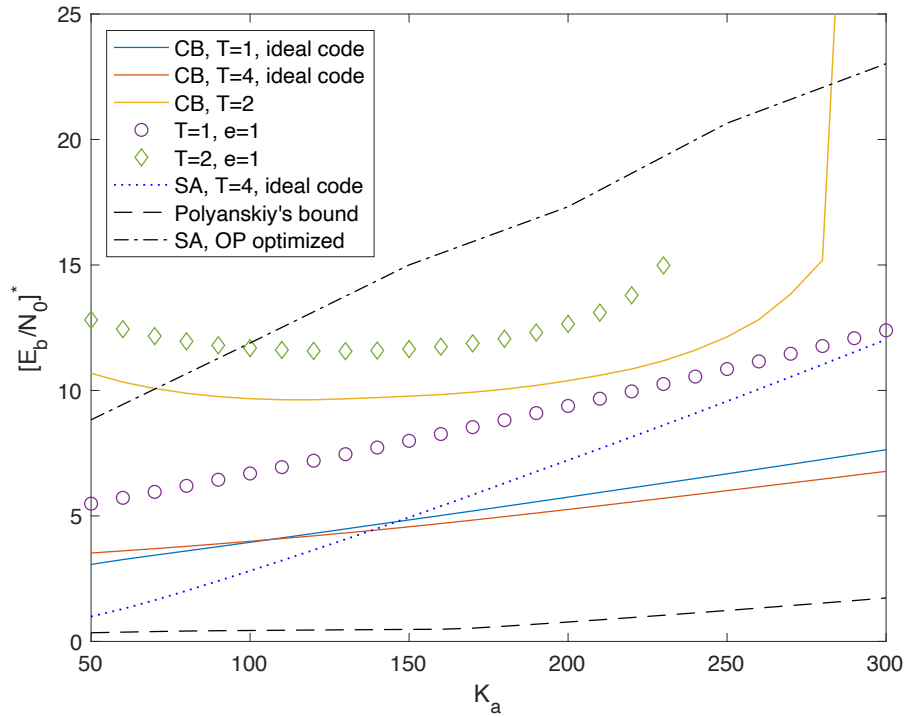


Fig. 13. Achievable  $E_b/N_0$  vs number of active transmitter  $K_a$  for IRSA-based random access codes with options 1 (denoted as ideal code) and 2 for PHY layer coding,  $\log_2 M = 100$ ,  $N = 30000$  and target packet loss probability  $\epsilon = 0.05$ . CB: on convergence boundary. SA: slotted ALOHA. OP: results from [12].

for the IRSA protocol of Example 1 (see the plot with circles in the figure). As seen in Fig. 11, the multilayer extension of option 2 PHY layer coding is needed to make it effective for MPR at large values of required spectrum efficiencies, i.e. values of  $K_a$  larger than those in Fig. 13. However, IRSA-based schemes with coding option 2 perform better than SA schemes, even when the latter have optimized configuration as in [12]. A more effective, not optimum, PHY layer coding option that could better capture the potential gain of MPR in IRSA-based schemes seems to be the coding solution proposed in [18] where the message is split into two parts and the first portion, transmitted through a compressive sensing scheme, selects the interleaver for an LDPC code, while the second part is encoded using the LDPC code. We report here the single simulation results given in [18] for a random access code with  $T = 2$  that achieves nearly 7.5 dB of  $E_b/N_0$  for  $K_a = 100$  active users.

## VII. CONCLUSIONS

In this paper, IRSA-based grant-free random access schemes operating over a GMAC have been investigated, presented as a special instance of the class of slotted random access codes in the unsourced setting, which are built by concatenation of a MAC layer code extended over the frame and a PHY layer code for transmission in each slot of the frame. A framework for performance analysis in asymptotic conditions of IRSA MAC layer codes has been first provided, to allow the evaluation of minimum packet loss probability and average load threshold, in presence of both collisions and slot decoding errors. A converse bound for threshold values, which defines a region for the average load where packet loss probability can never converge to values below a suitable minimum, has been also derived. Then, by exploiting this analysis the performance of IRSA-based random access schemes has been evaluated with two basic options for PHY layer codes: i) optimum coding for random access with up to  $T$  active transmitters, ii) BPR coding for  $T$ -user binary adder channel, concatenated with a binary linear inner code as in [12].

The results have shown the performance limits of IRSA-based random access schemes in terms of achievable  $E_b/N_0$  and tradeoff between energy and spectrum efficiency. More specifically, it is found that the energy efficiency limit in terms of  $E_b/N_0$  is between 7 and 8 dB at a spectrum efficiency of 1 bit/channel-use, with a very large improvement over the reference case of SA with MPR when the network load is high. In the scenario with finite frame size, the convergence boundary limit is within no more than 5 dB from the random coding bound of [7]. It is also found that the use of BPR coding option for PHY layer coding as a practical coding scheme to realize MPR does not appear effective to achieve the potential gain of MPR in IRSA-based schemes. The gap may be partially reduced by using a multilayer extension or by considering other PHY layer coding schemes as for example the one proposed in [18].

### APPENDIX A: PROOF OF THEOREM 1

Let us start with a preliminary Lemma [15], [16] which will be exploited in the proof.

**Lemma 4.** In the asymptotic conditions, when  $N_s \rightarrow \infty$  and  $\mathbb{E}[K_a] \rightarrow \infty$  for constant  $G = \mathbb{E}[K_a]/N_s = \pi\alpha$ , the probability that the generic edge is connected to a slot-node of degree  $h$  is

obtained as

$$\rho_h = \frac{(\mathbf{G}\bar{d})^{(h-1)}}{(h-1)!} \exp(-\mathbf{G}\bar{d}) \quad (48)$$

which is the probability that there are other  $h - 1$  transmissions colliding in the slot.

We will first prove the theorem in the special case with  $T = 1$ , for better understanding of proof method. We derive density evolution equations by considering the effects of a slot decoding error event in the iterative decoding procedure. If  $T = 1$ , we can say that at the iteration  $\ell$  the probability  $1 - p_\ell$ , that a generic edge is connected to a slot-node that becomes resolved after the perfect cancellation of interference coming from detected burst-nodes is given by the probability that  $h - 1$  packets are canceled out of  $h$  colliding packets, and slot-decoding is successful, i.e.,

$$1 - p_\ell = (1 - P_{\mathbb{E}|1}) \sum_{h \geq 1} \rho_h (1 - q_\ell)^{h-1} \quad (49)$$

where  $\rho_h$  is the probability that the generic edge is connected to a slot-node of degree  $h$  and  $1 - q_\ell$  is the probability that each one of the other  $h - 1$  edges is connected to a detected burst-node (that can be used to cancel interference in the slot). The result of the theorem with  $T = 1$  is obtained by exploiting the results of Lemma 4. By using (48) into (49), after some manipulations we get the statement. Moreover,  $q_\ell$  can be evaluated from  $p_{\ell-1}$  as from Lemma 2.

We can now follow the same method for the case  $T > 1$ . We can say that at the iteration  $\ell$  the probability,  $1 - p_\ell$ , that a generic edge is connected to a slot-node that becomes resolved after the perfect cancellation of interference coming from detected burst-nodes is given by the probability that any combination of  $h - t$  packets, with  $t \in [1, T]$ , is canceled out of  $h$  colliding packets, and slot-decoding is successful with  $t$  remaining packets in the slot, i.e.,

$$1 - p_\ell = \sum_{h \geq 1} \rho_h \sum_{t=1}^{\min(T, h-1)} (1 - P_{\mathbb{E}|t}) \binom{h-1}{t-1} q_\ell^{t-1} (1 - q_\ell)^{h-t} \quad (50)$$

where  $\rho_h$  is the probability that the generic edge is connected to a slot-node of degree  $h$  and  $1 - q_\ell$  is the probability that each one of the edges is connected to a detected burst-node (that can be used to cancel interference in the slot). By reordering the pair of indexes  $(t, h)$ , we get

$$1 - p_\ell = \sum_{t=1}^T (1 - P_{\mathbb{E}|t}) q_\ell^{t-1} \sum_{h \geq t} \rho_h \binom{h-1}{t-1} (1 - q_\ell)^{h-t}$$



$$= \sum_{t=1}^T (1 - P_{E|t}) q_\ell^{t-1} \sum_{h' \geq 0} \rho_{h'+t} \binom{h'+t-1}{t-1} (1 - q_\ell)^{h'}. \quad (51)$$

The final result of the theorem is obtained by exploiting the results in Lemma 4, as follows

$$\rho_{h'+t} = \frac{(\mathbf{G}\bar{d})^{(h'+t-1)}}{(h'+t-1)!} \exp(-\mathbf{G}\bar{d}). \quad (52)$$

By using (52) into (51), after some manipulations we get the result in the statement. The starting point of the recursion is obtained as  $p_0 = f_s(1)$ .

## APPENDIX B: PROOF OF THEOREM 2

We first prove that a value  $G_0$  always exists such that for  $G \leq G_0$  there is only one intersection  $(p_0, q_0)$  in the  $(p, q)$  plane between the functions  $q = f_b(p)$  and  $p = f_s(q)$ , and  $p_0 = O(P_{E|1})$ ,  $q_0 = O(P_{E|1})$  when  $P_{E|1}$  is close to zero. In fact, by observing that  $f'_b(p)$  is positive and monotonically increasing starting from  $f'_b(0) < 1$ , there is a value  $A$  such that  $f'_b(A) = 1$  and  $f'_b(p) \leq 1$  for  $p \leq A$ . Since  $f'_s(q)$  is always positive and dependent on  $G$ , and  $f_s(q)$  starts from  $f_s(0) = P_{E|1}$  and reaches  $f_s(1) \leq P_{E|1} + [1 - \exp(-G\bar{d})]$  there is always a value  $G_0$  such that  $f_s(q) < A$  (there is at least one intersection) and  $f'_s(q) < 1$  (the intersection is single) for  $q \in [0, 1]$  and  $G \leq G_0$ . Moreover, since from equation (18) we can easily obtain that  $f_s(q) \leq P_{E|1} + (1 - P_{E|1})[1 - \exp(-G\bar{d}q)] \leq P_{E|1} + G\bar{d}q$ , and since  $f_b(p) \leq p$  holds, the point  $(p_0, q_0)$  will be always located in the region bounded by the two lines  $q = p$  and  $p = P_{E|1} + G\bar{d}q$ . These two lines have intersection in the point with  $p = q = P_{E|1}/(1 - G\bar{d})$ , if  $G\bar{d} < 1$ . Hence,  $p_0 = O(P_{E|1})$  and  $q_0 = O(P_{E|1})$ , i.e.,  $p_0, q_0$  are close to zero when  $P_{E|1}$  is close to zero.

As a final step, by leveraging the fact that the point  $(p_0, q_0)$  is close to  $(0, 0)$ , we try to evaluate it as the intersection in the  $(p, q)$  plane of the two functions  $q = \tilde{f}_b(p) + O(p^{d_{\min}})$  and  $p = \tilde{f}_s(q) + O(q^2)$  that include the lowest order approximations of  $q = f_b(p)$  and  $p = f_s(q)$ , respectively, for  $p, q$  close to 0. The intersection is obtained as the solution of the equation  $p = f_s(f_b(p))$ , which can be rewritten as

$$p = \tilde{f}_s(\tilde{f}_b(p)) + O(p^{d_{\min}}). \quad (53)$$

Using (23) and (24), it becomes

$$p - \Lambda_{d_{\min}} d_{\min} \mathbf{G} (P_2 - P_{E|1}) p^{d_{\min}-1} + O(p^{d_{\min}}) = P_{E|1} \quad (54)$$

where  $P_2 = 1$  if  $T = 1$  and  $P_2 = P_{E|2}$  if  $T > 1$ . The left-hand side of the equation for  $p$  close to 0, as  $P_{E|1}$ , is approximated by the first-order term. Therefore, we can conclude as follows. If  $d_{\min} > 2$ , the solution becomes  $p \approx P_{E|1}$ . If  $d_{\min} = 2$ , the solution becomes  $p \approx P_{E|1}/[1 - \Lambda_{d_{\min}} d_{\min} G(P_2 - P_{E|1})]$ , which reduces to  $p \approx P_{E|1}$  when  $T > 1$  and  $P_2 = P_{E|2} \approx 0$ .

### APPENDIX C: PROOF OF THEOREM 3

Let us first consider the following lemma [16].

**Lemma 5.** A necessary (but not sufficient) condition for the convergence to 0 as  $\ell \rightarrow \infty$  of the recursion  $p_\ell = f(p_{\ell-1})$  describing the evolution of the SIC process in the decoding of IRSA protocol, when  $P_{E|t} = 0 \forall t$ , is

$$\int_0^1 f_s(q) dq + \eta \leq 1. \quad (55)$$

The condition of the lemma describes the existence of an ‘‘open tunnel’’ in the EXIT chart of the the IRSA protocol. This condition can be reformulated for the cases with non zero slot decoding error probability, as follows.

**Lemma 6.** A necessary (but not sufficient) condition for convergence to  $p_\infty \leq P_{E|1}(1 + e)$  as  $\ell \rightarrow \infty$  of the recursion  $p_\ell = f(p_{\ell-1})$  describing the evolution of the SIC process in the decoding of IRSA protocol, in presence of slot decoding errors with probabilities in the set  $\mathbf{P}_E$ , is

$$\int_0^1 f_s(q) dq + \eta - \eta [P_{E|1}(1 + e)]^2 \leq 1 \quad (56)$$

that holds if  $P_{E|1}(1 + e) < 0.5$ .

*Proof:* The result of the lemma can be proved with the same method used for Lemma 5. Let us take Fig. 3 as a reference example. There is an open tunnel to the intersection  $(p_\infty, q_\infty)$  of the two functions  $q = f_b(p)$  and  $p = f_s(q)$  if the sum of the areas of the region below  $f_b(p)$  and the region on the left of  $f_s(q)$ , minus the area of the intersection of these two regions, is smaller than 1. The area of the region below  $q = f_b(p)$  is always  $\eta$ . The area of the region on the left of  $f_s(q)$  is evaluated with the integral in the first term of (56). The area of the intersection of the two regions is denoted with  $A_\cap$  and depends on the two functions  $f_b(p)$  and  $f_s(q)$ . We find now an upper bound for  $A_\cap$  that only depends on the IRSA efficiency  $\eta$ . Let us consider

the function  $\hat{f}_b(p) = 2\eta p$ . It is a line and the area of the region below this line is  $\eta$ , as for  $f_b(p)$ . Since  $f_b(p)$  is convex, we have  $\hat{f}_b(p) \geq f_b(p)$  in a range  $[0, p_x]$ , where  $p_x$  must be greater than 0.5. Since  $p_\infty \leq P_{E|1}(1+e)$  and  $q_\infty = f_b(p_\infty) \leq \hat{f}_b(p_\infty)$ , we obtain  $A_\cap \leq \eta[P_{E|1}(1+e)]^2$ . ■

We can prove Theorem 3 by exploiting Lemma 6. Let us consider an IRSA scheme with average load  $G \leq G^*$  that operates with successful decoding in asymptotic conditions, i.e.,  $N_s \rightarrow \infty$  and  $\mathbb{E}[K_a] \rightarrow \infty$  for constant  $G = \mathbb{E}[K_a]/N_s$ . The SIC process is governed by the recursion given in Theorem 1. We first evaluate the integral of the slot-node function  $f_s(q)$  in (18), by setting  $\eta = 1/\bar{d}$ . Application of integration by parts  $t$  times yields

$$\begin{aligned} \int_0^1 f_s(q) dq &= 1 - \sum_{t=1}^T (1 - P_{E|t}) \int_0^1 \exp(-Gq/\eta) \frac{(Gq/\eta)^{t-1}}{(t-1)!} dq \\ &= 1 - \sum_{t=1}^T (1 - P_{E|t}) \left[ \frac{\eta}{G} - \frac{\eta}{G} \exp\left(-\frac{G}{\eta}\right) \sum_{k=0}^{t-1} \frac{1}{k!} \left(\frac{G}{\eta}\right)^k \right]. \end{aligned} \quad (57)$$

Next, we use this expression to evaluate the necessary condition in Lemma 6 for the convergence of IRSA decoding process, obtaining

$$-\frac{\eta}{G} \sum_{t=1}^T (1 - P_{E|t}) \left[ 1 - \exp\left(-\frac{G}{\eta}\right) \sum_{k=0}^{t-1} \frac{1}{k!} \left(\frac{G}{\eta}\right)^k \right] + \eta[1 - P_{E|1}^2(1+e)^2] \leq 0 \quad (58)$$

if  $P_{E|1}(1+e) < 0.5$ , which leads directly to the result of the theorem.

#### APPENDIX D: DECODING ERROR PROBABILITY FOR OPTION-2 PHY LAYER CODING

Let us first consider the case of ideal coding achieving coding rate limits in the finite block-length regime. As for coding option 1, we need a relationship that connects the coding rate with the error probability. We consider here the Gaussian approximation for the maximal coding rate achievable with error probability  $P_E < \epsilon$  and finite codeword length, proposed in [28], given by

$$\frac{\log_2 M'}{n} = C - \sqrt{\frac{V}{n}} Q^{-1}(\epsilon) + O\left(\frac{\log_2 n}{n}\right) \quad (59)$$

where  $C$  is the channel capacity,  $V$  is the channel dispersion,  $\log_2 M' = kT + r$ , and  $Q(x) = (1/\sqrt{2\pi}) \int_x^\infty e^{-z^2/2} dz$ . This leads to:

$$P_E < Q \left[ \sqrt{\frac{n}{V}} \left( C - \frac{\log_2 M'}{n} + O\left(\frac{\log_2 n}{n}\right) \right) \right]. \quad (60)$$

For the simple case of  $T = 1$ , i.e., without MPR capability, there is no need of BPR coding and the inner coding is not constrained to be binary or linear. In this case, the coding rate limits are those of a simple AWGN channel. Therefore, to evaluate error probability, (60) can be specialized for AWGN channel [28] with

$$C = \frac{1}{2} \log_2 (1 + P/\sigma^2) \quad (61)$$

$$V = \frac{1}{2} \log_2 e \frac{(P/\sigma^2 + 2)P/\sigma^2}{(P/\sigma^2 + 1)^2} \quad (62)$$

and by replacing  $O(\log_2 n/n)$  with  $\log_2 n/(2n)$ . As for coding option 1,  $P/\sigma^2 = (2\eta \log_2 M/n)E_b/N_0$  sets an energy constraint in the transmission which is, according to (3), related to  $E_b/N_0$ .

In the most general case with  $T > 1$ , binary random coding over a binary-input modulo-2 AWGN channel has to be considered, according to (39), to evaluate channel capacity  $C$  and dispersion  $V$  in (60). Starting from the mutual information of the channel with equiprobable binary input, the two parameters are derived in [12] as

$$C = \mathbb{E}[i(\tilde{z})], \quad V = \text{Var}[i(\tilde{z})] \quad (63)$$

where

$$i(x) = \log_2 \frac{2f_{\tilde{z}}(x)}{f_{\tilde{z}}(x) + f_{\tilde{z}_1}(x)}, \quad 0 \leq x < 2 \quad (64)$$

and  $\tilde{z} = [z'] \bmod 2$ ,  $\tilde{z}_1 = [z' + 1] \bmod 2$  are random variables related to the noise term in (39), which is  $z' \in \mathcal{N}(0, \sigma'^2)$  with  $\sigma'^2 = \sigma^2/4P$ . The probability density function of the modulo-2 random variables  $\tilde{z}$  and  $\tilde{z}_1$  can be easily derived, for  $0 \leq x < 2$ , as

$$f_{\tilde{z}}(x) = \frac{1}{\sqrt{2\pi\sigma'^2}} \sum_{i=-\infty}^{\infty} \exp\left(\frac{-(x-2i)^2}{2\sigma'^2}\right) \quad (65)$$

$$f_{\tilde{z}_1}(x) = f_{\tilde{z}}(x-1). \quad (66)$$

Note that  $\sigma'^2 = \sigma^2/4P$  includes the energy constraint on transmission which is related to  $E_b/N_0$ .

Let us now consider the case of simple BCH coding with bounded-distance hard-decision decoder that replaces the linear inner coding components. The BPR codeword of length  $kT$  is encoded into a block of  $n$  bits using a  $\tau$  error correcting BCH code. The BCH code has at

most  $\mu\tau$  parity-check bits, maximum codeword length  $2^\mu - 1$  and minimum distance at least  $2\tau + 1$ . The inner decoder is a standard incomplete bounded-distance hard-decision decoder that is fed by the hard-decision binary samples of  $\hat{y}_i$ . To keep the undetected error probability below a given sufficiently small value, the decoder decodes blocks with no more than  $\bar{\tau} < \tau$  errors, where  $\tau - \bar{\tau}$  is taken, as “a rule of thumb”, such that  $\mu(\tau - \bar{\tau}) = r$  with  $2^{-r}$  at least one order of magnitude below the target packet loss probability. This simple decoder can check the validity of the codewords. Therefore, there is no need to add another binary code for error detection.

The probability of decoding error for a BCH code with incomplete hard decision decoder is

$$P_E = 1 - \sum_{j=0}^{\bar{\tau}} \binom{n}{j} p^j (1-p)^{n-j} \quad (67)$$

where  $p$  is the crossover probability over the binary channel. The probability of undetected error is assumed to be negligible due to a suitable choice of the maximum number of correctable bit errors  $\bar{\tau} < \tau$ . In the simple case of  $T = 1$ , i.e., no MPR capability, where there is no need of BPR coding and  $k' = k + \mu\tau$ , the crossover probability is given by  $p = Q(\sqrt{P/\sigma^2})$ . In the most general case with  $T > 1$  (where  $k' = Tk + \mu\tau$ ) the crossover probability has to be evaluated over a binary-input modulo-2 AWGN channel, according to (39). At each channel use the output of the channel is given by  $\hat{y} = [B + z'] \bmod 2$ , where  $\hat{y} \in [0, 2)$  and  $B \in \{0, 1\}$  is the input. The detector provides the binary estimation of  $B$ , i.e.  $\hat{B}$ , as follows:  $\hat{B} = 0$  if  $\hat{y} < 0.5$  or  $\hat{y} > 1.5$ ,  $\hat{B} = 1$  if  $0.5 < \hat{y} < 1.5$ . Therefore, considering channel symmetry and uniform input probability, the crossover probability can be evaluated as

$$\begin{aligned} p &= \mathbb{P}(0.5 < \hat{y} < 1.5 | B = 0) = \int_{0.5}^{1.5} f_{\hat{z}}(x) dx \\ &= 2 \int_{0.5}^1 \frac{1}{\sqrt{2\pi\sigma'^2}} \sum_{i=-\infty}^{\infty} \exp\left(\frac{-(x-2i)^2}{2\sigma'^2}\right) dx \\ &= 2 \sum_{i=-\infty}^{\infty} \int_{0.5-2i}^{1-2i} \frac{1}{\sqrt{2\pi\sigma'^2}} \exp\left(\frac{-x^2}{2\sigma'^2}\right) dx \\ &= 2 \sum_{i=0}^{\infty} \int_{0.5-2i}^{1.5-2i} \frac{1}{\sqrt{2\pi\sigma'^2}} \exp\left(\frac{-x^2}{2\sigma'^2}\right) dx \\ &= 2 \sum_{i=0}^{\infty} [Q(\sqrt{P(1+4i)^2/\sigma^2}) - Q(\sqrt{P(3+4i)^2/\sigma^2})]. \end{aligned} \quad (68)$$

As for the other coding options, the parameter  $\sigma^2/P$  sets the energy constraint on the transmission which is related to  $E_b/N_0$ .

#### APPENDIX E: ESTIMATION OF THE NUMBER $t_i$ OF TRANSMISSIONS IN SLOT $i$

In Section II.B the model of the slot decoder has been defined by assuming that it includes a block able to provide perfect estimation of the number  $t_i$  of transmissions in slot  $i$ . However, in practical schemes the estimator may fail to estimate  $t_i$  leading to a possible increase of packet losses. In fact, the estimator has to be carefully designed to keep the probability of estimation error negligible. A simple estimation method, which does not require additional power or spectrum resources, is based on the evaluation of the received signal energy in the slot. The energy-based estimator of  $t_i$  is defined as

$$\hat{t}_i = \underset{t}{\operatorname{argmin}} \left| \|Y^n\|^2 - n(\sigma^2 + tP) \right|$$

where  $Y^n = \sum_{j=1}^{t_i} X_j^n + Z^n$  is the symbol sequence at the output of the channel in slot  $i$  and  $X_j^n$  is the symbol sequence transmitted by user  $j$  in slot  $i$ . Under the assumption of i.i.d. zero-mean Gaussian input symbols with power  $P$  it is possible to analytically evaluate the probability of estimation failure, defined as  $P_{F|t_i} = \mathbb{P}\{\hat{t}_i \neq t_i | t_i\}$ , as function of  $t_i$ ,  $P/\sigma^2$  and slot size  $n$ . This probability significantly increases as  $t_i$  get large. As an example, by using  $n = 200$  and  $P/\sigma^2 = 5$ , we obtain  $P_{F|1} < 0.0001$ ,  $P_{F|2} = 0.023$ ,  $P_{F|3} = 0.117$ , suggesting that this estimator appears useful only for random access schemes with  $T$  up to 1, 2.

An alternative estimation method, whose behavior does not depend on  $t_i$ , is based on the use of additional pilot symbols transmitted in each slot with the encoded message. Pilot symbols are fixed symbols with amplitude  $\sqrt{P}$ . In case of  $t_i$  transmissions in slot  $i$ , the receiver sees at the output of the channel, in the position of the pilot, a noisy sample with the sum of  $t_i$  pilot symbols, which can be used to estimate  $t_i$ . By considering the use of  $n_p$  pilot symbols per slots, the ML estimator can be defined as

$$\hat{t}_i = \underset{t}{\operatorname{argmin}} \sum_{j=1}^{n_p} (y_j - t\sqrt{P})^2$$

where  $y_j$ ,  $j = 1, \dots, n_p$  is the set of received samples in the  $n_p$  positions of the transmitted pilots. Since this is a minimum distance estimator, the probability of estimation failure can be

easily derived as

$$P_{F|t_i} = \operatorname{erfc} \left( \sqrt{\frac{n_p P}{8\sigma^2}} \right) = P_F(n_p) \quad (69)$$

which does not depend on  $t_i$ . It depends on the number of pilot symbols. As an example, by using  $P/\sigma^2 = 5$ , we obtain  $P_F(1) = 0.26$ ,  $P_F(6) < 0.01$ ,  $P_F(12) < 0.0001$ , highlighting the tradedoff between reliability of the estimation and additional resources required to implement pilot symbols. In this case a reliable estimation of  $t_i$  can be done, for any value of  $T$ , at the expense of a suitable number of pilot symbols.

#### ACKNOWLEDGEMENTS

The authors would like to thank Marco Chiani for useful discussions.

#### REFERENCES

- [1] D.C. Nguyen, M. Ding, P.N. Pathirana, A. Seneviratne, J. Li, D. Niyato, O. Dobre, and H.V. Poor, "6G Internet of Things: A comprehensive survey," *IEEE Internet Things J.*, vol. 9, no. 1, pp. 359–382, Jan. 2022.
- [2] X. Chen, D. W. K. Ng, W. Yu, E. G. Larsson, N. Al-Dhahir, and R. Schober, "Massive access for 5G and beyond," *IEEE J. Sel. Areas Commun.*, vol. 39, no. 3, pp. 615–637, Mar. 2021.
- [3] L. Liu, E.G. Larsson, W. Yu, P. Popovski, C. Stefanovic, and E. De Carvalho, "Sparse signal processing for grant-free massive connectivity: A future paradigm for random access protocols in the internet of things," *IEEE Signal Process. Mag.*, vol. 35, no. 5, pp. 88–99, Sep. 2018.
- [4] G. Chisci, H. Elsway, A. Conti, M.-S. Alouini, and M.Z. Win, "Uncoordinated massive wireless networks: Spatiotemporal models and multiaccess strategies," *IEEE/ACM Trans. Netw.*, vol. 27, no. 3, pp. 918–931, Jun. 2019.
- [5] E. Paolini, C. Stefanovic, G. Liva, and P. Popovski, "Coded random access: Applying codes on graphs to design random access protocols," *IEEE Commun. Mag.*, vol. 53, no. 6, pp. 144–150, Jun. 2015.
- [6] X. Chen, T.-Y. Chen, and D. Guo, "Capacity of Gaussian many-access channels," *IEEE Trans. Inf. Theory*, vol. 63, no. 6, pp. 3516–3539, Jun. 2017.
- [7] Y. Polyanskiy, "A perspective on massive random-access," in *Proc. 2017 IEEE Int. Symp. Inf. Theory*, Aachen, Germany, Jun. 2017, pp. 2523–2527.
- [8] K.-H. Ngo, A. Lancho, G. Durisi, and A. Graell i Amat, "Massive uncoordinated access with random user activity," in *Proc. 2021 IEEE Int. Symp. Inf. Theory*, Melbourne, Australia, Jun. 2021.
- [9] S.S. Kowshik, K. Andreev, A. Frolov, and Y. Polyanskiy, "Energy efficient coded random access for the wireless uplink," *IEEE Trans. Commun.*, vol. 68, no. 8, pp. 4694–4708, Aug 2020.
- [10] N. Abramson, "The ALOHA system: Another alternative for computer communications," *Proc. 1970 Fall Joint Comput. Conf.*, Houston, TX, USA, Nov. 1970, pp. 281–285.
- [11] L.G. Roberts, "ALOHA packet systems with and without slots and capture", *ARPANET System Note 8 (NIC11290)*, Jun. 1972.

- [12] O. Ordentlich and Y. Polyanskiy, "Low complexity schemes for the random access Gaussian channel," in *Proc. 2017 IEEE Int. Symp. Inf. Theory*, Aachen, Germany, Jun. 2017, pp. 2528–2532.
- [13] I. Bar-David, E. Plotnik, and R. Rom, "Forward collision resolution - A technique for random multiple-access to the adder channel," *IEEE Trans. Inf. Theory*, vol. 39, no. 5, pp. 1671–1675, Sep. 1993.
- [14] E. Casini and R. De Gaudenzi and O. del Rio Herrero, "Contention resolution diversity slotted ALOHA (CRDSA): An enhanced random access scheme for satellite access packet networks", *IEEE Trans. Wireless Commun.*, vol. 6, no. 4, pp. 1408–1419, Apr. 2007.
- [15] G. Liva, "Graph-based analysis and optimization of contention resolution diversity slotted ALOHA," *IEEE Trans. Commun.*, vol. 59, no. 2, pp. 477–487, Feb. 2011.
- [16] E. Paolini, G. Liva, and M. Chiani, "Coded slotted ALOHA: A graph-based method for uncoordinated multiple access," *IEEE Trans. Inf. Theory*, vol. 61, no. 12, pp. 6815–6832, Dec. 2015.
- [17] Č. Stefanović, E. Paolini, and G. Liva, "Asymptotic performance of coded slotted ALOHA with multipacket reception," *IEEE Commun. Lett.*, vol. 22, no. 1, pp. 105–108, Jan. 2018.
- [18] A. Vem, K. Narayanan, J.-F. Chamberland, and J. Cheng, "A user-independent successive interference cancellation based coding scheme for the unsourced random access Gaussian channel," *IEEE Trans. Commun.*, vol. 67, no. 12, pp. 8258–8272, Dec. 2019.
- [19] A. Glebov, N. Matvev, K. Andreev, A. Frolov, and A. Turlikov, "Achievability bounds for T-Fold irregular repetition slotted ALOHA scheme in the Gaussian MAC," in *Proc. 2019 IEEE Wireless Commun. Netw. Conf.*, Marrakesh, Morocco, Apr. 2019.
- [20] V.K. Amalladinne, J.F. Chamberland, and K.R. Narayanan, "A coded compressed sensing scheme for unsourced multiple access," *IEEE Trans. Inf. Theory*, vol. 66, no. 10, pp. 6509–6533, Jul. 2020.
- [21] A. Fengler, P. Jung, and G. Caire, "SPARCs for unsourced random access," *IEEE Trans. Inf. Theory*, vol. 67, no. 10, pp. 6894–6915, Oct. 2021.
- [22] R. Calderbank and A. Thompson, "CHIRRUP: A practical algorithm for unsourced multiple access," *Inf. Inference, J. IMA*, vol. 9, no. 4, pp. 875–897, Dec. 2020.
- [23] E. Paolini, L. Valentini, V. Tralli, and M. Chiani, "Irregular repetition slotted ALOHA in an information-theoretic setting," in *Proc. 2022 IEEE Int. Symp. Inf. Theory*, Oulu, Finland, Jun. 2022.
- [24] M. Ghanbarinejad and C. Schlegel, "Irregular repetition slotted aloha with multiuser detection," in *Proc. 2013 10th Annual Conf. Wireless On-demand Network Syst. Services*, Banff, AB, Canada, 2013, pp. 201–205.
- [25] T. J. Richardson and R.L. Urbanke, "The capacity of low-density parity-check codes under message-passing decoding," *IEEE Trans. Inf. Theory*, vol. 47, no. 2, pp. 599–618, Feb. 2001.
- [26] T.J. Richardson, A. Shokrollahi, and R.L. Urbanke, "Design of capacity-approaching irregular low-density parity-check codes," *IEEE Trans. Inf. Theory*, vol. 47, no. 2, pp. 619–637, Feb. 2001.
- [27] C. Dumas, L. Salaun, I. Hmedoush, C. Adjih, and C.S. Chen, "Design of coded slotted ALOHA with interference cancellation errors", *IEEE Trans. Veh. Tech.*, vol. 70, no. 12, pp. 12742–12757, Dec. 2021.
- [28] Y. Polyanskiy, H. V. Poor, and S. Verdú, "Channel coding rate in the finite blocklength regime," *IEEE Trans. Inf. Theory*, vol. 56, no. 5, pp. 2307–2359, May 2010.