




# DualGenerator: Information Interaction-based Generative Network for Point Cloud Completion

Pengcheng Shi , Haozhe Cheng , Xu Han, Yiyang Zhou and Jihua Zhu 

**Abstract**—Point cloud completion estimates complete shapes from incomplete point clouds to obtain higher-quality point cloud data. Most existing methods only consider global object features, ignoring spatial and semantic information of adjacent points. They cannot distinguish structural information well between different object parts, and the robustness of models is poor. To tackle these challenges, we propose an information interaction-based generative network for point cloud completion (DualGenerator). It contains an adversarial generation path and a variational generation path, which interact with each other and share weights. DualGenerator introduces a local refinement module in generation paths, which captures general structures from partial inputs, and then refines shape details of the point cloud. It promotes completion in the unknown region and makes a distinction between different parts more obvious. Moreover, we design DGStyleGAN to improve the generation quality further. It promotes the robustness of this network combined with fusion analysis of dual-path completion results. Qualitative and quantitative evaluations demonstrate that our method is superior on MVP and Completion3D datasets. The performance will not degrade significantly after adding noise interference or sparse sampling.

**Index Terms**—3D point clouds, generative adversarial network, variational autoencoder, point cloud completion.

## I. INTRODUCTION

DATA capture and representation form of the point cloud is simple, so there is a lot of research in the fields of robotics, autonomous driving, 3D modeling, and so on [25]. However, generated point clouds are usually sparse and incomplete due to sensor limitations, object occlusion, and noise. The importance of point cloud completion is thus reflected. It can estimate the complete shape from incomplete point clouds to obtain higher quality point clouds and provide data integrity support for downstream tasks such as classification and segmentation.

In recent years, a surging number of researchers have applied deep neural networks to point cloud completion. As the pioneering work of deep point cloud completion, PCN [22] learns global features from incomplete point clouds above all and then completes point clouds from coarse to fine according to the feature information. This kind of completion method using an encoder-decoder structure has been further developed in the following research [21]

This work was supported in part by the Key Research and Development Program of Shaanxi Province under Grant 2021GY-025 and Grant 2021GXLH-Z-097.(Corresponding author: Jihua Zhu.)

The authors are with Xi'an Jiaotong University, Xi'an 710000, China(e-mail: spcbruea@stu.xjtu.edu.cn; chz97@stu.xjtu.edu.cn; xuhan0cn@gmail.com; 3121158001@stu.xjtu.edu.cn; zhujh@xjtu.edu.cn).

Code and trained models will be available at <https://github.com/spc121/DualGenerator>.

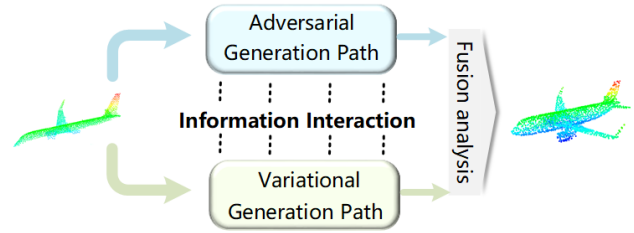


Fig. 1. **Illustration of our DualGenerator.** It applies an interactive generative network with two pipelines to complete the shape of incomplete point clouds. Two pipelines, dubbed a variational generation path and an adversarial generation path, interact with each other and share weights. The completion point cloud is obtained by fusion analysis of the dual-path completion results.

by many scholars. Nevertheless, these methods frequently neglect fine-grained local information, and they pay too much attention to the global characteristics of the object but ignore fine details [17]. This leads to poor model performance and robustness. In addition, a majority of existing methods [16] overlook the distribution characteristics of point clouds, and the completed model cannot reflect structural information between adjacent points.

To address these issues, we propose an Information Interaction-based Generative Network for Point Cloud Completion (entitled as **DualGenerator**), which contains an adversarial generation path [1] and a variational generation path depicted in Fig. 1. It extracts features from the incomplete point cloud and its corresponding complete point cloud, respectively, where the encoder shares weights. The lower path distribution fits the upper path of this network. We design a local refinement module that can more faithfully restore the local details of the origin point cloud while preserving the spatial relations of adjacent points under the variational framework after sampling the feature distribution.

Moreover, we design DGStyleGAN to be more suitable for the task of point cloud completion [3]. The generation method can decouple the latent space well, which realizes the translation and rotation invariance of point clouds, and enhances the robustness of our model. What's more, the variational generation path combines the feature vectors of incomplete point cloud and coarse complete point cloud, as shown in Fig. 2. It enhances the structural relationship of point cloud objects by learning multi-scale local features. In the cause of reducing model sensitivity to noise points, we design a fusion analysis function that integrates the complete information of multi-scale relational decoder and style generator [12]. It significantly improves the robustness and applicability of this network.

The main contributions can be delivered as:

- We propose a novel point cloud completion network (DualGenerator). It is an interactive generative framework with two pipelines, which can restore the unknown part and structure information of incomplete point clouds with high quality.
- We introduce a local refinement module in the network, which can capture structural features at a fine-grained level. Therefore, a distinction between different parts becomes more obvious. The semantic and spatial information is also well preserved between adjacent points.
- We design DGStyleGAN to improve the point cloud generation quality and fuse completion results of the generator with a multi-scale relational decoder, which promotes network robustness significantly.

## II. RELATED WORK

### A. Point Cloud Completion

Traditional point cloud completion methods are generally based on the prior information of natural structure, such as symmetry or semantic relationship. It interpolates and completes origin clouds on the basis of prior inference. However, these methods can address some incomplete point clouds with low missing rates and obvious structural features merely, whose applicability is low. The development of deep learning has greatly promoted the ability and generalization of point cloud completion. Early point cloud completion methods attempt to transfer mature methods from 2D completion tasks to 3D point clouds by voxel localization [11] and 3D convolution [18], but the computational cost is high. The direct application of 3D coordinates has become the mainstream of point cloud tasks with the great success of PointNet [9] and PointNet++ [10]. These methods are further applied in many pioneering works on point cloud completion. PCN [22] is first proposed for point cloud completion, but it only learns the common features of a certain type of object, which lacks the ability to reconstruct specific structures. Many scholars have made improvements to PCN subsequently. SK-PCN [5], MSPCN [24], FinerPCN [2] and other algorithms [23] further improve the accuracy of point cloud completion by considering local information and reducing structural dependence. However, such methods are not effective for input with fuzzy structures and asymmetry.

To this end, other point cloud completion methods are proposed. GRNet [20] introduces 3D mesh as an intermediate representation to normalize the unordered point cloud, thus explicitly preserving the structure and background of a point cloud to capture the spatial relationship of a point cloud. However, some local structural details could not be recovered. PointLIE [26] proposes a novel locally invertible embedding for point cloud adaptive sampling and recovery. It recursively samples and adjusts adjacent points on each scale. Then it encodes the adjacent offsets of sampled points to a latent space and thus decouples the sampled points and the corresponding local geometric relationship. In addition, SeedFormer [27] proposes a novel network to improve the

ability of detail preservation and recovery in point cloud completion. Unlike previous methods based on a global feature vector, it introduces a new shape representation, namely patch seeds, which captures not only general structures from partial inputs but also preserves regional information of local patterns. This provides a great idea for the design of our point cloud network.

### B. Generative Model-based

Generative models attract attention with the deepening of research [19] increasingly. Compared with frameworks that use convolution to extract features, generative models have few chances of overfitting, which are easier to obtain accurate completion results. Variational autoencoder structures and GAN-based methods are the most widely used ones at present. The model generated by GAN-based methods is relatively complete [15] and has better anti-noise, but its trained network on 3D shapes generates point clouds with significant inhomogeneity, which destroys the integrity of predictions and jeopardizes reconstruction tasks. In addition, its latent spatial distribution is not well structured. The good news is that variational autoencoders are well-suited for learning a well-structured latent space, and whose more evenly distributed. VRCNet [7] proposes a variational relational point completion network recently, which designs the probabilistic modeling network and relational enhancement network. It can be used to recover complete point clouds from coarse to fine. However, its completion results are not uniform and lack local domain details.

## III. OUR METHOD

The overall architecture of DualGenerator is shown in Fig. 2. We will introduce our method in detail as follows.

DualGenerator defines the incomplete point cloud  $\mathbf{X}$  as a partial observation for a 3D object, and a complete point cloud  $\mathbf{Y}$  is sampled from the surfaces of an object. It is worth mentioning that there is no inclusion relation between  $\mathbf{X}$  and  $\mathbf{Y}$ . DualGenerator consists of an upper adversarial generation path and a lower variational generation path. The goal of this network is to complete the shape of incomplete point clouds. To be specific, the adversarial generation path takes the reconstructed point cloud  $\mathbf{Y}_{re}$  as real data and adds random noise  $\mathcal{W}$  to train the weights of the generator and discriminator in DGStyleGAN. Meanwhile, the variational generation path can predict a completion point cloud  $\mathbf{Y}_v$  containing local details and structural information combined with the point cloud features obtained by encoders. During testing, we take the latent space  $\mathbf{Z}$  obtained in the lower path, which is uniform and well-structured, as input to the style generator, so as to obtain the completion point cloud  $\mathbf{Y}_g$  with details of origin shape. A fusion analysis function is used to evaluate the deviation degree of  $\mathbf{Y}_g$  and  $\mathbf{Y}_v$  to pursue better generation quality and improve the robustness of completion point clouds. According to the deviation result of point clouds, we design different fusion methods to get the completion result.

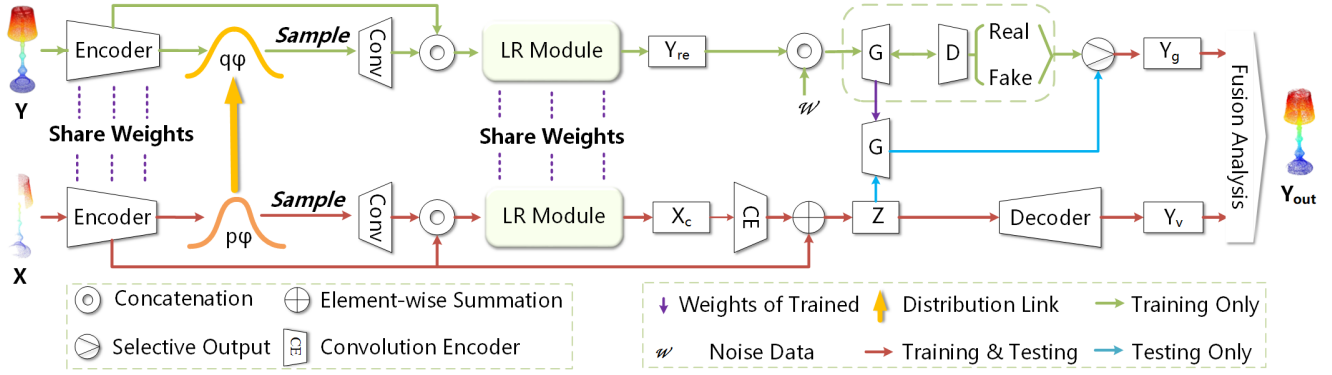


Fig. 2. **Structure of our DualGenerator**, which consists of an upper adversarial generation path and a lower variational generation path. The lower path obtains a latent space  $\mathbf{Z}$ , which decodes to get a completion point cloud  $\mathbf{Y}_v$ , based on the inferred distribution and encoder features. Meanwhile, the upper path learns the weights of a generator based on the input of a reconstructed point cloud  $\mathbf{Y}_{re}$  and random noise  $\mathcal{W}$  during training, which generates a new completion point cloud  $\mathbf{Y}_g$  during testing. A fusion analysis function calculates the deviation degree of dual-path completion point clouds, and then fusions to get the result.

### A. Variational Generation Path

The end-to-end network has been widely applied to point cloud completion. Among them, the network of an encoder-decoder completes point clouds by extracting global 3D shape features and region information of each point. Although prediction of the global shape skeleton can be obtained by a decoder, local details and spatial information between adjacent points of the objects will be lost. To this end, we propose a local refinement module to obtain fine-grained point cloud features and refine structural details.

Denote the input point cloud as  $\mathbf{P} = \{\mathbf{p}_i | i = 1, 2, \dots, N\} \in \mathbb{R}^{N \times 3}$  where  $N$  is the total number of points and  $\mathbf{p}_i$  possesses the  $(x, y, z)$  coordinates. The encoder extracts patch feature  $\mathbf{F}_p \in \mathbb{R}^{N_p \times S_p \times D_p}$  and corresponding patch coordinate  $\mathbf{P}_p \in \mathbb{R}^{N_p \times 3 \times D_p}$  from object point clouds by setting abstraction layers. According to the dimension of input point clouds, the number of points obtained from each layer is controlled to decrease gradually. Moreover, the attention layer is designed to strengthen the connection between  $\mathbf{F}_p$  and  $\mathbf{P}_p$ , taking advantage of spatial and geometric relationships between the neighbors of each node to enhance coding features well.

The encoder shares weights for incomplete point cloud  $\mathbf{X}$  and corresponding complete point cloud  $\mathbf{Y}$ . We infer the distributions  $q_\phi(\mathbf{z}_g | \mathbf{Y})$  and  $p_\psi(\mathbf{z}_g | \mathbf{X})$  based on encoded information  $\mathbf{z}_g$ . To obtain significant and comprehensive features from incomplete point clouds, the variational generation path makes the conditional distribution  $p_\psi(\mathbf{z}_g | \mathbf{X})$  fitting the potential distribution  $q_\phi(\mathbf{z}_g | \mathbf{Y})$  during training (as shown in Fig. 2, the distribution link arrows indicate we hope distribution  $p_\psi(\mathbf{z}_g | \mathbf{X})$  fitting  $q_\phi(\mathbf{z}_g | \mathbf{Y})$ ). Therefore,  $q_\phi(\mathbf{z}_g | \mathbf{Y})$  constitutes the prior distribution,  $p_\psi(\mathbf{z}_g | \mathbf{X})$  is the posterior conditional distribution. We use KL divergence as the target function for distribution fitting:

$$\mathcal{L}_{KL}^{adv} = -\mathbf{KL}[q_\phi(\mathbf{z}_g | \mathbf{Y}) || p(\mathbf{z}_g)], \quad (1)$$

$$\mathcal{L}_{KL}^{var} = -\mathbf{KL}[p_\psi(\mathbf{z}_g | \mathbf{X}) || q_\phi(\mathbf{z}_g | \mathbf{Y})], \quad (2)$$

where  $\mathbf{KL}$  denotes KL divergence.  $p(\mathbf{z}_g) = \mathcal{N}(\mathbf{0}, \mathbf{I})$  is a conditional prior predefined as Gaussian distribution.  $\mathcal{L}_{KL}^{adv}$  and  $\mathcal{L}_{KL}^{var}$  are used as the distribution fitting loss of adversarial generation path and variational generation path, respectively. It is worth mentioning that the ground truth in the adversarial generation path is only used for training, so the dual path architecture does not affect our reasoning efficiency.

### B. Local Refinement Module

The encoder obtains patch coordinates  $\mathbf{P}_p$  and patch features  $\mathbf{F}_p$  of each layer, which contains semantic clues about a small area. Then  $\mathbf{T}_p$  is obtained by sampling the fitted gaussian distribution. These three features are used as the input of a local refinement module (entitled as LR Module), as shown in Fig. 3. We aggregate local features from adjacent points according to the information achieved from an encoder and express the generation process of new points as the upsampled weighted average of features in the local area. After generating new points in the unknown part of incomplete point clouds, the fully connected layer of self-attention is applied to incorporate closely related local information into the generation combined with distribution sampling  $\mathbf{T}_p$ . It can be expressed as the following formula:

$$\mathbf{H}_p = \alpha_{att}(UpTrans(\mathbf{F}_p, \mathbf{P}_p), \mathbf{T}_p), \quad (3)$$

where  $\alpha_{att}$  is the feature mapping function containing the self-attention mechanism to generate an attention vector.  $UpTrans$  represents a upsample transformer that generates new points around a target point as shown in Fig. 4 (a).

In addition, we construct a convolution layer to preserve fine features of the local region following the idea of local feature aggregation. For recovering the full shape structure from explicitly supervised partial inputs, combined with the input incomplete point cloud  $\mathbf{X}$ , an upsample sampler is used to recover a locally finely described point cloud  $\mathbf{G}_p^c$ . It effectively combines the spatial relationship between adjacent points, strengthens the discrimination between different parts, and faithfully reflects the local details of an object

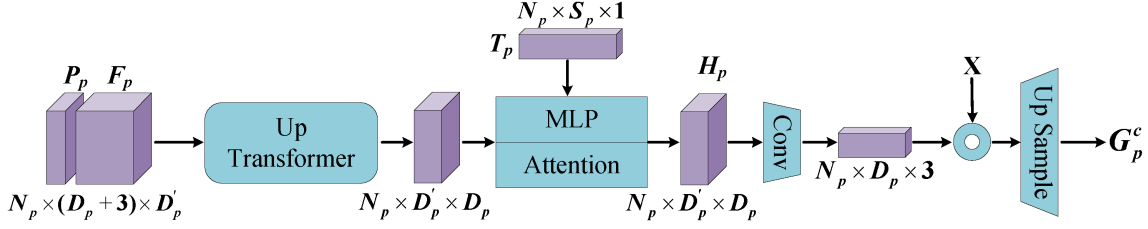


Fig. 3. **The local refinement module**, which can obtain details and structural characteristics of the point cloud with high accuracy. This module creates new points to cover the unknown part of an incomplete point cloud above all and then generates dense points in the local domain while emphasizing structural details and semantic information between points. In addition, the mathematical representation in this figure represents the shapes of different features.

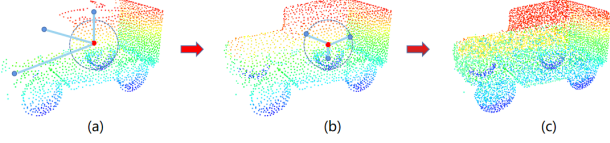


Fig. 4. **Visual effect of the local refinement module.** (a) Generate new points in the unknown parts of incomplete point clouds by Up Transformer. (b) Complete point clouds in the neighborhood of selected central points to generate denser results. (c) The coarse completion point cloud after local refinement.

point cloud. Meanwhile, completion feature  $H_p$  contains the distribution performance of incomplete point cloud after fitting, which makes the generated  $G_p^c$  fit the structure shape of complete point clouds well:

$$G_p^c = UpSample(\beta(H_p), X), \quad (4)$$

where  $\beta$  represents the convolution layer and  $X$  indicates a incomplete point cloud. *UpSample* means that up-sampling is completed by interpolation after extracting pointwise features for  $H_p$  as shown in Fig. 4 (b).

The latent space  $Z$ , which is uniform and well-structured, is calculated based on feature tensors obtained by the encoders and distributed sampling. To recover local shape details, we use a relational enhancement network (RENet) [7] as the decoding module. It uses the residual selection kernel module (R-PSK) as the building block. A hierarchical encoder-decoder architecture with edge retention pool (EP) and edge retention solution pool (EU) modules are adopted. It can effectively learn multi-scale structural relationships to generate high-resolution complete point clouds with predicted fine local details. The decoder is generated from coarse to fine to complete the point cloud. After obtaining coarse completions  $Y_v^c$ , RENet targets at enhancing structural relations to recover local shape details to obtain  $Y_v$  with higher completion accuracy.

### C. Adversarial Generation Path

Although the variational generation path that consists of a local refinement module restores incomplete point clouds with high accuracy, the effect is not satisfactory to input noise. The adversarial generation path can correct the shape of a point cloud completed by the lower path, which greatly reduces the probability of generating deviation points and

improves the robustness of our met. We make these following optimizations in DGStyleGAN to be more suitable for point cloud completion:

- We replace  $3 \times 3$  convolutions with  $1 \times 1$ , and increase the depth of feature mapping to enhance information acquisition.
- We preserve the input noise  $w$  and performe engineering sampling operations.
- We apply the low pass filter, which optimizes boundary and upsampling problems.

DGStyleGAN realizes the invariance of point cloud translation and rotation by changes in the convolution layer, which promotes generation quality. Moreover, the style generator is not limited to the structure of traditional "convolution + nonlinear layer + upsampling" but achieves excellent equivariance based on a scale-specific level of control.

We take reconstructed point cloud  $Y_{re}$  as real data and introduce noise  $w$  to learn weights of the generator and discriminator in DGStyleGAN during training for obtaining real point cloud and fake point cloud. According to their relationship, we assign different weights to get  $Y_g$  with complete point cloud characteristics. The latent space  $Z$  constructed by variational adversarial path can provide a well-distributed input to the style generator with shared weights during testing, and completion point cloud  $Y_g$  is obtained by the generator:

$$Y_g = \begin{cases} w_g Real + (1 - w_g) Fake, & Training \\ Generator(Z), & Testing \end{cases}, \quad (5)$$

where  $w_g$  is the weighted parameter,  $Z$  represents latent space. *Real* and *Fake* represents real point clouds and virtual point clouds. *Generator* indicates generator in DGStyleGAN.

### D. Fusion Analysis Function

We design a fusion analysis function to estimate the deviation of generated point clouds in dual paths. Firstly, we use an L2 norm to constrain point clouds and then calculate their cosine distance. We adjust the threshold dynamically to correct the deviation points in generated point clouds according to the number of iterations and cosine distance. Then, we design learnable weights according to different

similarities, which improves the accuracy and robustness of our model:

$$\mathbf{S} = \text{dist}(\mathbf{Y}_g, \mathbf{Y}_v) = 1 - \cos(\mathbf{Y}_g, \mathbf{Y}_v) = 1 - \frac{\mathbf{Y}_g \cdot \mathbf{Y}_v}{\|\mathbf{Y}_g\| \|\mathbf{Y}_v\|}, \quad (6)$$

$$\mathbf{Y}_{\text{out}} = \begin{cases} \mathbf{Y}_v, & \mathbf{0} \leq \mathbf{S} < \mathbf{S}_t \\ w_s \mathbf{Y}_g + (1 - w_s) \mathbf{Y}_v, & \mathbf{S} \geq \mathbf{S}_t \end{cases}, \quad (7)$$

where  $w_s$  is the weighted parameter and  $\mathbf{S}$  represents cosine distance.  $\mathbf{S}_t$  indicates the distance threshold that we set. In a specific experiment, we generally take  $\mathbf{S}_t$  as 0.1, which is decayed by 0.9 every 10 epochs.

The fusion analysis function constrains deviation points while preserving the overall shape structure. It makes the generated network more applicable in the face of irregular graphics and incomplete point clouds containing noise.

### E. Loss Function

Our method is trained end-to-end, and the training loss consists of three parts. The details are as follows.

- The KL divergence loss of distribution fitting, including  $\mathcal{L}_{KL}^{adv}$  of adversarial generation path and  $\mathcal{L}_{KL}^{var}$  of variational generation path:

$$\mathcal{L}_{KL} = \lambda_{KL}(\mathcal{L}_{KL}^{adv} + \mathcal{L}_{KL}^{var}). \quad (8)$$

- The loss of completion for generated point clouds. For the sake of training efficiency, the distance between two disordered point sets is measured, which is represented by chamfered distance  $\mathcal{L}_{CD}$ :

$$\mathcal{L}_{CD}(\mathbf{P}, \mathbf{Q}) = \frac{1}{|\mathbf{P}|} \sum_{x \in \mathbf{P}} \min_{y \in \mathbf{Q}} \|x - y\|^2 + \frac{1}{|\mathbf{Q}|} \sum_{y \in \mathbf{Q}} \min_{x \in \mathbf{P}} \|x - y\|^2,$$

$$\mathcal{L}_{CD} = \lambda_c \mathcal{L}_{CD}(\mathbf{Y}_v^c, \mathbf{Y}) + \lambda_f \mathcal{L}_{CD}(\mathbf{Y}_v, \mathbf{Y}) + \lambda_o \mathcal{L}_{CD}(\mathbf{Y}_{\text{out}}, \mathbf{Y}), \quad (9)$$

where  $x$  and  $y$  denote points that belong to two point clouds  $\mathbf{P}$  and  $\mathbf{Q}$ , respectively.  $\lambda_c$ ,  $\lambda_f$ , and  $\lambda_o$  are trade-off coefficients.

- We use the square root of one-sided chamfer distance  $\mathcal{L}_P$  to represent partial point cloud matching loss of the local refinement module:

$$\begin{aligned} \mathcal{L}_P &= \lambda_p \mathcal{L}_{CD'}(\mathbf{Y}_{\text{out}} \rightarrow \mathbf{Y}) \\ &= \lambda_p \sum_{\mathbf{p}_i^1 \in \mathbf{Y}_{\text{out}}} \min_{\mathbf{p}_i^2 \in \mathbf{Y}} \|\mathbf{p}_i^1 - \mathbf{p}_i^2\|, \end{aligned} \quad (10)$$

where  $\mathbf{p}_i^1$  and  $\mathbf{p}_i^2$  represent each point in different point clouds,  $\lambda_p$  is the weighted parameter.

It is worth mentioning that generator loss and discriminator loss of DGStyleGAN are trained as branches separately. The generated point cloud  $\mathbf{Y}_g$  is detached without backpropagation. The total loss function can be expressed as:

$$L = \mathcal{L}_{KL} + \mathcal{L}_{CD} + \mathcal{L}_P. \quad (11)$$

## IV. EXPERIMENTS

### A. Datasets

We first evaluate DualGenerator on general completion benchmark MVP [7], [8] and Completion3D [14]. Completion3D is a large scaled 3D object dataset derived from the ShapeNet dataset. It concerns the completion task of sparse point cloud completion, where it generates only one partial view for each complete 3D object in ShapeNet dataset, and samples 2,048 points from the mesh surface for both the complete and partial shapes. MVP is computed based on 16 categories of CAD models. Twenty-six scanning angles are set for each model. It provides ground truth point clouds with different resolutions, including 2048, 4096, 8192, and 16384 points. In addition, to verify the robustness of our method, we add random noise points or remove several points in MVP dataset to construct a dataset MVP-noise containing noise points and a dataset MVP-missing with missing points.

We evaluate the reconstruction accuracy by calculating the chamfer distance between predicted complete point cloud  $\mathbf{Y}_{\text{out}}$  and ground truth  $\mathbf{Y}$ . In addition, we use F-score to evaluate the distance between object surfaces in MVP dataset based on the insight that CD can be misleading due to its sensitivity to outliers. F-score is defined as the harmonic average between precision and recall. A higher F-score usually means better visual quality in general.

### B. Implementation Details

We train our network end-to-end using PyTorch implementation with 2080ti GPU. We use Adam optimizer with  $\beta_1 = 0.9$  and  $\beta_2 = 0.999$ . The initial learning rate is  $1e^{-4}$  (decayed by 0.7 every 40 epochs). We set different values for weights of the loss function. In a specific experiment,  $\lambda_{KL}$  is 20,  $\lambda_c$  is 10,  $\lambda_f$  is 1,  $\lambda_p$  is 0.5, and  $\lambda_o$  is an initial value of 0.01, which increases with the number of epochs.

### C. Comparison

We exhaustively compare our model with seven baseline methods: PCN [22], TopNet [13], ECG [6], PoinTr [21], VRCNet [7], SeedFormer [27], and PDR [4].

As the pioneer of deep point cloud completion, PCN is a novel network that proposes to generate dense and complete point clouds in a coarse-to-fine manner. TopNet proposes a more general decoder to generate structured point clouds by implicitly modeling the shape structure in a rooted tree architecture. Moreover, ECG proposes an edge-aware point cloud completion network with graph convolution, which facilitates fine-grained 3D point cloud generation with multi-scale edge features. VRCNet proposes a variational framework that enables principled probabilistic modeling across partial and complete clouds. SeedFormer proposes a novel framework to improve the ability of detail preservation and recovery in point cloud completion. PDR proposes a

TABLE I

POINT CLOUD COMPLETION ON COMPLETION3D DATASET IN TERMS OF PER-POINT L2 CHAMFER DISTANCE  $10^4$  (LOWER IS BETTER).

Methods	Average	Plane	Cabinet	Car	Chair	Lamp	Couch	Table	Watercraft
PCN [22]	18.22	9.79	22.70	12.43	25.14	22.72	20.26	20.27	11.73
TopNet [13]	14.25	7.32	18.77	12.88	19.82	14.60	16.29	14.89	8.82
ECG [6]	9.20	3.98	14.23	8.42	10.59	9.85	12.69	9.08	5.80
PoinTr [21]	8.26	3.68	13.24	8.15	10.47	9.68	12.43	8.06	5.77
VRCNet [7]	8.12	3.94	13.46	6.72	10.35	9.87	12.48	7.73	6.14
SeedFormer [27]	8.21	3.77	<b>11.92</b>	7.46	9.85	9.13	11.74	7.65	5.55
PDR [4]	8.07	3.56	12.73	7.02	9.14	8.29	<b>11.18</b>	7.13	5.89
Ours	<b>8.02</b>	<b>3.26</b>	12.18	<b>6.51</b>	<b>9.02</b>	<b>8.15</b>	11.66	<b>7.11</b>	<b>5.49</b>

TABLE II

SHAPE COMPLETION RESULTS (CD LOSS MULTIPLIED BY  $10^4$ ) WITH VARIOUS RESOLUTIONS ON MVP DATASET.

# Points	2048		4096		8192		16384	
	CD ↓	F1 ↑	CD ↓	F1 ↑	CD ↓	F1 ↑	CD ↓	F1 ↑
PCN [22]	9.78	0.322	7.96	0.463	6.86	0.565	5.98	0.642
TopNet [13]	10.19	0.305	7.69	0.434	6.64	0.526	5.14	0.618
ECG [6]	7.06	0.443	7.31	0.506	4.23	0.695	3.64	0.724
PoinTr [21]	5.92	0.475	4.69	0.598	3.52	0.712	3.14	0.766
VRCNet [7]	5.98	0.495	4.82	0.629	3.68	0.720	3.21	0.783
SeedFormer [27]	5.85	0.488	4.61	0.605	3.59	0.710	3.17	0.773
PDR [4]	5.72	0.498	4.42	0.638	3.45	0.739	2.91	0.801
Ours	<b>5.68</b>	<b>0.499</b>	<b>4.29</b>	<b>0.643</b>	<b>3.38</b>	<b>0.747</b>	<b>2.81</b>	<b>0.809</b>

novel point diffusion-refinement paradigm for point cloud completion, which can achieve uniform generation.

- *Quantitative Comparison*

The quantitative comparison results of DualGenerator with other advanced point cloud completion methods on Completion3D dataset are shown in Table I, in which the DualGenerator achieves the best performance in terms of average chamfer distance across all categories. The second best-published method leaderboard is PDR [4], which achieves 8.07 in terms of average CD. When considering per-category performance, DualGenerator achieves the best results in 6 out of 8 categories across all compared counterpart methods, which justifies the better generalization ability of DualGenerator across different shape categories.

The CD loss and F-scores of all evaluation methods at different resolutions on MVP dataset are reported in Table II. Overall, our approach achieves the best performance in all metrics at various resolutions. Lower CD and higher F-Score values indicate better completion quality. A detailed comparison of the results shows that the index of our method at 4096 resolution is more prominent, which reflects its superiority in incomplete point cloud completion. Compared with VRCNet, our completion point clouds perform better in detail generation. It can structurally complete the unknown part and generate dense results for sparse point cloud input, and the presentation of local details is more obvious.

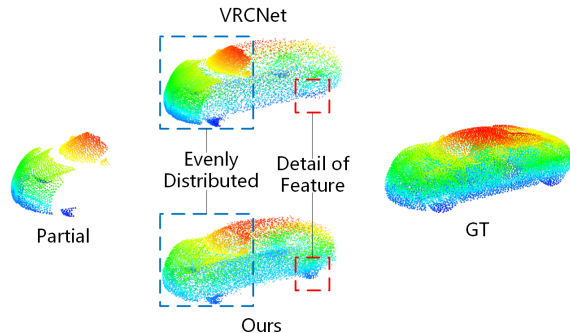


Fig. 5. **Qualitative comparison.** Compare our method with baseline VRCNet on the model car of 16384 points. In terms of uniform distribution and detailed characteristics, our method has significant advantages on the completion point cloud.

- *Qualitative Comparison*

We compare our method with other baseline methods visually on benchmark datasets in Fig. 6. In general, our method can preserve geometric details and local characteristics of partial inputs significantly. First, the point cloud boundary generated by our method is clearer during point cloud completion, which is crucial in restoring model details such as the barrel structure of a pistol and the top area of a car. Besides, our method can achieve a more uniform completion effect. It can learn the shape structure of unknown parts of incomplete point clouds and evenly distribute generated points of the overall model, as shown in Fig. 5, which can be closer to the ground truth. The most noteworthy point is that our method shows unique superiority in filling in missing details. According to the results of lamp and car generation, an unknown part of the lamp and wheel can be restored to a certain extent after training. We are excellent at capturing detailed features compared with other methods to recover model symmetry.

#### D. Robustness Analysis

We randomly generate noise points or remove several points on MVP dataset to get new datasets to verify network robustness. Specifically, we design dataset MVP-noise and compare our model with baseline methods under 35%, 20%, and 10% noise points interference at the resolution of 2048 points. In addition, we also obtain CD loss and F-scores of different methods in the case of 75% and 50% miss degree

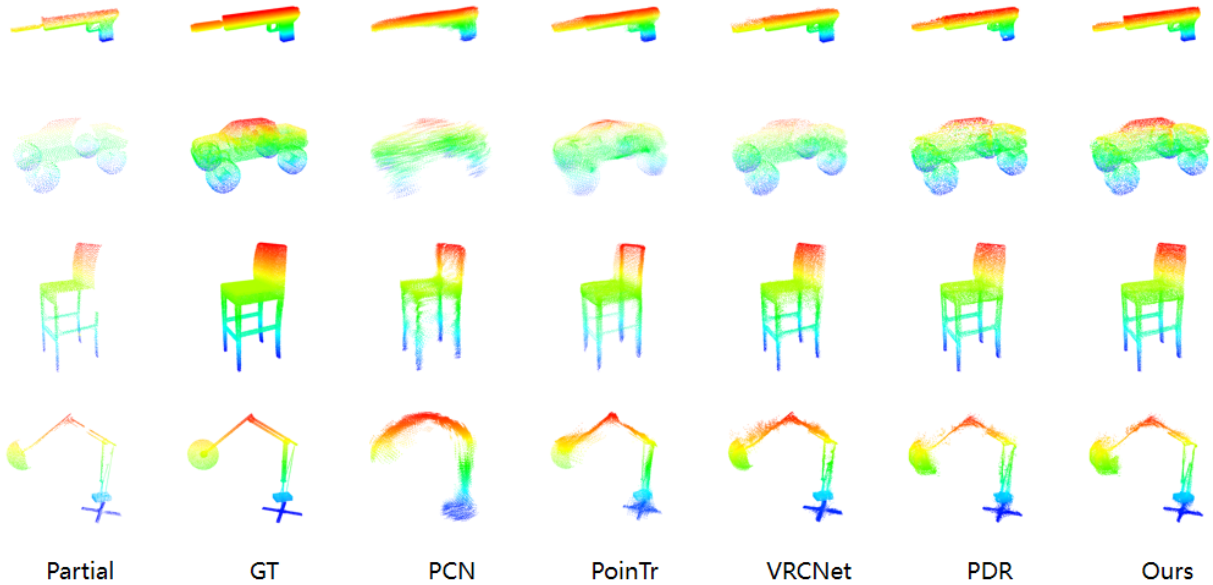


Fig. 6. **Visual comparison of completion results on benchmark datasets**, where our method can generate the best completion point clouds among all competing methods. Specifically, the point clouds generated by our method are relatively complete and have more structural information. In addition, the object parts are easier to be distinguished.

TABLE III

POINT CLOUD COMPLETION RESULTS ON MVP-NOISE AND MVP-MISSING DATASETS AT THE RESOLUTION OF 2048 POINTS. MVP-NOISE HAS 35%, 20% AND 10% NOISE POINTS OF DIFFERENT DEGREES, WHILE MVP-MISSING HAS 75% AND 50% MISSING POINTS OF DIFFERENT DEGREES.

Methods	MVP-noise						MVP-missing			
	35% noise points		20% noise points		10% noise points		75% missing		50% missing	
	CD ↓	F1 ↑	CD ↓	F1 ↑	CD ↓	F1 ↑	CD ↓	F1 ↑	CD ↓	F1 ↑
PCN [22]	12.22	0.293	11.49	0.301	10.36	0.310	10.62	0.333	10.11	0.329
TopNet [13]	12.77	0.288	11.63	0.293	10.61	0.302	10.96	0.291	10.66	0.296
ECG [6]	9.18	0.406	8.39	0.420	7.47	0.431	7.47	0.429	7.18	0.441
PoinTr [21]	8.06	0.427	7.37	0.443	6.34	0.458	7.17	0.443	6.88	0.459
VRCNet [7]	7.82	0.447	7.12	0.470	6.14	0.479	6.74	0.480	6.33	0.486
SeedFormer [27]	8.03	0.441	7.33	0.465	6.27	0.462	6.77	0.475	6.39	0.481
PDR [4]	7.96	0.447	7.27	0.466	6.26	0.463	6.75	0.482	6.34	0.489
Ours	<b>6.93</b>	<b>0.463</b>	<b>6.21</b>	<b>0.478</b>	<b>5.74</b>	<b>0.489</b>	<b>5.97</b>	<b>0.492</b>	<b>5.77</b>	<b>0.494</b>

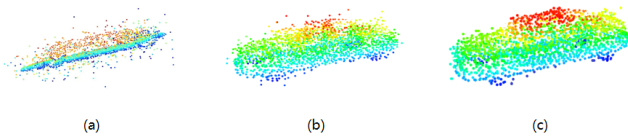


Fig. 7. **Coarse and fine point cloud completion results on MVP-noise dataset (2048 points)**. (a) Incomplete point cloud of car containing 35% noise, which only includes the chassis shape of a car. (b) The coarse completion result of our method. (c) The fine completion result of our method.

by removing some points randomly. The experimental results are shown in Table III. Our method can generate completion point clouds at the cost of lower accuracy loss, with excellent robustness and generalization ability under the condition of sparse or noise input, as shown in Fig. 7.

### E. Ablation Studies

We evaluate the design of this network of our method here. We consider the following ablation versions: LR Module, DGStyleGAN, and  $\mathcal{L}_P$  Loss. Experiments are conducted on MVP dataset at the resolution of 2048 points, and results are

TABLE IV  
ABLATION STUDIES (2,048 POINTS) FOR PROPOSED NETWORK MODULES ON MVP DATASET.

LR Module	DGStyleGAN	$\mathcal{L}_P$ Loss	CD ↓	F1 ↑
	✓	✓	6.02	0.491
✓		✓	5.70	0.497
✓	✓		5.79	0.496
✓	✓	✓	<b>5.68</b>	<b>0.499</b>

shown in Table IV. We can see that the final version of our method has the best performance overall.

We calculate results of the network without a local refinement module and directly take the feature distribution with results obtained by the encoder as  $\mathbf{Z}$  to decode. The performance of our method drops when there is no local refinement module to refine the characterization. This shows the importance of an LR module in point cloud completion. In addition, the main contribution of DGStyleGAN is to reduce the sensitivity of our model to input noise. Experiments show that the design of  $\mathcal{L}_P$  measures the loss in partial

TABLE V

ABLATION STUDIES (2,048 POINTS) FOR GAN-BASED METHODS ON MVP DATASET, INCLUDING ONLY VG PATH, GAN, STYLEGAN3 AND OURS ON MVP AND MVP-NOISE (35%) DATASETS.

GAN-based methods	MVP		MVP-noise(35%)	
	CD ↓	F1 ↑	CD ↓	F1 ↑
only VG Path	5.70	0.497	7.67	0.449
GAN	5.89	0.492	7.69	0.447
StyleGAN3	5.72	0.496	7.07	0.456
Ours	<b>5.68</b>	<b>0.499</b>	<b>6.93</b>	<b>0.463</b>

(‘VG Path’: Variational Generation Path)

matching, which can maintain local features of point clouds preferably.

Besides, we do comparative experiments on the selection of different GAN-based methods, including only VG Path, GAN, StyleGAN3, and our final on MVP and MVP-Noise (35%) datasets. As shown in Table V, the introduction of an adversarial generation path can improve the model performance slightly. The main purpose we using GAN-based methods is to improve the robustness of our model. DGStyleGan can effectively reduce the interference of noise points and greatly improve the generalization performance of our method by the fusion analysis function.

## V. CONCLUSIONS

In this paper, we propose an information interaction-based generative network for point cloud completion, which contains an adversarial generation path and a variational generation path. Different from the previous point cloud completion, this framework can preserve the spatial information between adjacent points and strengthen the discrimination of various parts. We introduce a local refinement module in dual paths, which captures general structures from partial inputs, and then refines shape details of point clouds. Moreover, we design DGStyleGAN to improve the generation quality further. The deviation degree analysis of dual-path completion results makes our method robust to input noise and missing points. Comprehensive experiments show that our method achieves clear improvements on MVP and Completion3D datasets compared to advanced competitors.

## REFERENCES

- [1] J. An and S. Cho, “Variational autoencoder based anomaly detection using reconstruction probability,” *Special Lecture on IE*, vol. 2, no. 1, pp. 1–18, 2015.
- [2] Y. Chang, C. Jung, and Y. Xu, “Finerpcn: High fidelity point cloud completion network using pointwise convolution,” *Neurocomputing*, vol. 460, pp. 266–276, 2021.
- [3] T. Karras, M. Aittala, S. Laine, E. Härkönen, J. Hellsten, J. Lehtinen, and T. Aila, “Alias-free generative adversarial networks,” *Advances in Neural Information Processing Systems*, vol. 34, pp. 852–863, 2021.
- [4] Z. Lyu, Z. Kong, X. Xu, L. Pan, and D. Lin, “A conditional point diffusion-refinement paradigm for 3d point cloud completion,” *arXiv preprint arXiv:2112.03530*, 2022.
- [5] Y. Nie, Y. Lin, X. Han, S. Guo, J. Chang, S. Cui, J. Zhang, et al., “Skeleton-bridged point completion: From global inference to local adjustment,” *Advances in Neural Information Processing Systems*, vol. 33, pp. 16 119–16 130, 2020.
- [6] L. Pan, “Ecg: Edge-aware point cloud completion with graph convolution,” *IEEE Robotics and Automation Letters*, vol. 5, no. 3, pp. 4392–4398, 2020.
- [7] L. Pan, X. Chen, Z. Cai, J. Zhang, H. Zhao, S. Yi, and Z. Liu, “Variational relational point completion network,” in *Proceedings of the IEEE/CVF conference on computer vision and pattern recognition*, 2021, pp. 8524–8533.
- [8] L. Pan, T. Wu, Z. Cai, Z. Liu, X. Yu, Y. Rao, J. Lu, J. Zhou, M. Xu, X. Luo, K. Fu, P. Gao, M. Wang, Y. Wang, Y. Qiao, J. Zhou, X. Wen, P. Xiang, Y.-S. Liu, Z. Han, Y. Yan, J. An, L. Zhu, C. Lin, D. Liu, X. Li, F. Gómez Fernández, Q. Wang, and Y. Yang, “Multi-view partial (mvp) point cloud challenge 2021 on completion and registration: Methods and results,” *arXiv preprint arXiv:2112.12053*, 2021.
- [9] C. R. Qi, H. Su, K. Mo, and L. J. Guibas, “Pointnet: Deep learning on point sets for 3d classification and segmentation,” in *Proceedings of the IEEE conference on computer vision and pattern recognition*, 2017, pp. 652–660.
- [10] C. R. Qi, L. Yi, H. Su, and L. J. Guibas, “Pointnet++: Deep hierarchical feature learning on point sets in a metric space,” *Advances in neural information processing systems*, vol. 30, 2017.
- [11] C. Qu, Y. Zhang, K. Huang, S. Wang, and Y. Yang, “Point clouds outlier removal method based on improved mahalanobis and completion,” *IEEE Robotics and Automation Letters*, vol. 8, no. 1, pp. 17–24, 2023.
- [12] F. Rahutomo, T. Kitasuka, and M. Aritsugi, “Semantic cosine similarity,” in *The 7th international student conference on advanced science and technology ICAST*, vol. 4, no. 1, 2012, p. 1.
- [13] L. P. Tchapmi, V. Kosaraju, H. Rezatofighi, I. Reid, and S. Savarese, “Topnet: Structural point cloud decoder,” in *Proceedings of the IEEE/CVF Conference on Computer Vision and Pattern Recognition*, 2019, pp. 383–392.
- [14] —, “Topnet: Structural point cloud decoder,” in *2019 IEEE/CVF Conference on Computer Vision and Pattern Recognition (CVPR)*, 2019, pp. 383–392.
- [15] D. Valsesia, G. Fracastoro, and E. Magli, “Learning localized representations of point clouds with graph-convolutional generative adversarial networks,” *IEEE Transactions on Multimedia*, vol. 23, pp. 402–414, 2020.
- [16] X. Wang, M. H. Ang Jr, and G. H. Lee, “Cascaded refinement network for point cloud completion,” in *Proceedings of the IEEE/CVF Conference on Computer Vision and Pattern Recognition*, 2020, pp. 790–799.
- [17] X. Wen, P. Xiang, Z. Han, Y.-P. Cao, P. Wan, W. Zheng, and Y.-S. Liu, “Pmp-net++: Point cloud completion by transformer-enhanced multi-step point moving paths,” *IEEE Transactions on Pattern Analysis and Machine Intelligence*, 2022.
- [18] W. Wu, Z. Qi, and L. Fuxin, “Pointconv: Deep convolutional networks on 3d point clouds,” in *Proceedings of the IEEE/CVF Conference on Computer Vision and Pattern Recognition*, 2019, pp. 9621–9630.
- [19] C. Xie, C. Wang, B. Zhang, H. Yang, D. Chen, and F. Wen, “Style-based point generator with adversarial rendering for point cloud completion,” in *Proceedings of the IEEE/CVF Conference on Computer Vision and Pattern Recognition*, 2021, pp. 4619–4628.
- [20] H. Xie, H. Yao, S. Zhou, J. Mao, S. Zhang, and W. Sun, “Grnet: Gridding residual network for dense point cloud completion,” in *European Conference on Computer Vision*. Springer, 2020, pp. 365–381.
- [21] X. Yu, Y. Rao, Z. Wang, Z. Liu, J. Lu, and J. Zhou, “Pointer: Diverse point cloud completion with geometry-aware transformers,” in *Proceedings of the IEEE/CVF international conference on computer vision*, 2021, pp. 12 498–12 507.
- [22] W. Yuan, T. Khot, D. Held, C. Mertz, and M. Hebert, “Pcn: Point completion network,” in *2018 International Conference on 3D Vision (3DV)*. IEEE, 2018, pp. 728–737.
- [23] J. Zhang, W. Chen, Y. Wang, R. Vasudevan, and M. Johnson-Roberson, “Point set voting for partial point cloud analysis,” *IEEE Robotics and Automation Letters*, vol. 6, no. 2, pp. 596–603, 2021.
- [24] W. Zhang, C. Long, Q. Yan, A. L. Chow, and C. Xiao, “Multi-stage point completion network with critical set supervision,” *Computer Aided Geometric Design*, vol. 82, p. 101925, 2020.
- [25] Z. Zhang, Y. Yu, and F. Da, “Partial-to-partial point generation network for point cloud completion,” *IEEE Robotics and Automation Letters*, vol. 7, no. 4, pp. 11 990–11 997, 2022.
- [26] W. Zhao, X. Yan, J. Gao, R. Zhang, J. Zhang, Z. Li, S. Wu, and S. Cui, “Pointlie: Locally invertible embedding for point cloud sampling and recovery,” *arXiv preprint arXiv:2104.14769*, 2021.



- [27] H. Zhou, Y. Cao, W. Chu, J. Zhu, T. Lu, Y. Tai, and C. Wang, "Seedformer: Patch seeds based point cloud completion with upsample transformer," in *European Conference on Computer Vision*. Springer, 2022, pp. 416–432.