

BOUNDED KRNET AND ITS APPLICATIONS TO DENSITY ESTIMATION AND APPROXIMATION*

LI ZENG[†], XIAOLIANG WAN[‡], AND TAO ZHOU[§]

Abstract. In this paper, we develop an invertible mapping, called B-KRnet, on a bounded domain and apply it to density estimation/approximation for data or the solutions of PDEs such as the Fokker-Planck equation and the Keller-Segel equation. Similar to KRnet, the structure of B-KRnet adapts the pseudo-triangular structure into a normalizing flow model. The main difference between B-KRnet and KRnet is that B-KRnet is defined on a hypercube while KRnet is defined on the whole space, in other words, a new mechanism is introduced in B-KRnet to maintain the exact invertibility. Using B-KRnet as a transport map, we obtain an explicit probability density function (PDF) model that corresponds to the pushforward of a prior (uniform) distribution on the hypercube. It can be directly applied to density estimation when only data are available. By coupling KRnet and B-KRnet, we define a deep generative model on a high-dimensional domain where some dimensions are bounded and other dimensions are unbounded. A typical case is the solution of the stationary kinetic Fokker-Planck equation, which is a PDF of position and momentum. Based on B-KRnet, we develop an adaptive learning approach to approximate partial differential equations whose solutions are PDFs or can be treated as PDFs. A variety of numerical experiments is presented to demonstrate the effectiveness of B-KRnet.

Key words. Bounded KRnet, Adaptive density approximation, Physics-informed neural networks

MSC codes. 68T07, 62G07, 65M99

1. Introduction. Density estimation (approximation) of high-dimensional data (probability density functions) plays a key role in many applications in a broad spectrum of fields, such as statistical inference, computer vision, machine learning as well as physics and engineering. There is a variety of conventional density estimation approaches, such as histograms [33], orthogonal series estimation [32], and kernel density estimation [46], to name a few. It is very often that the density is defined on a bounded interval, e.g., human ages, and estimates that yield a positive probability outside the bounded interval are unacceptable [36]. On the other hand, some popular methods, like kernel density estimation can suffer from the so-called boundary bias problem when dealing with bounded data [21], which has motivated the development of more advanced variants [4, 22, 2]. Nevertheless, classical methods are usually limited to low-dimensional cases.

In recent years, deep generative models have achieved impressive performance in high-dimensional density estimation and sample generation. In [15], generative adversarial networks (GANs) are proposed to generate samples that closely match the data distribution by training two networks — a generator and a discriminator — through a zero-sum game. In [27] variational autoencoder (VAE) has been developed to learn

*Submitted to the editor's DATE.

Funding: This work is supported by the NSF of China (No. 12288201), the Strategic Priority Research Program of Chinese Academy of Sciences (Grant No. XDA25010404), the National Key R&D Program of China (2020YFA0712000), the youth innovation promotion association (CAS), and Henan Academy of Sciences. The second author is supported by NSF grant DMS-1913163.

[†]Fuzhou University, Fuzhou, China(zengli@lsec.cc.ac.cn).

[‡]Department of Mathematics and Center for Computation and Technology, Louisiana State University, Baton Rouge 70803, USA (xlwan@lsu.edu).

[§]Institute of Computational Mathematics and Scientific/Engineering Computing, Academy of Mathematics and Systems Science, Chinese Academy of Sciences, Beijing, China (tzhou@lsec.cc.ac.cn).

a probability distribution over a latent space and use it to generate new samples. Normalizing flows (NFs) [6, 7, 26, 29, 25, 28, 9, 10, 17, 37] construct an invertible transformation from a target distribution to a prior distribution (e.g., Gaussian) and build an explicit PDF model via the change of variables. The Normalizing flow can be viewed as a deep learning framework for learning transport-based representation of PDFs. Transport maps have attracted strong interest in the context of modeling complex PDFs [49, 50, 1, 43]. We pay particular attention to flow-based generative models because they can also be used directly as an approximator for a given PDF, whereas GANs do not offer an explicit likelihood and VAEs require an auxiliary latent variable. KRnet proposed in [37] is a generalization of the real NVP [7] by incorporating a pseudo-triangular structure of the Knothe-Rosenblatt (KR) rearrangement into the definition of a normalizing flow. This technique has gained encouraging performance in density estimation [37, 41], solving partial differential equations (PDEs) [39] especially Fokker-Planck equations [38, 12, 51] and Bayesian inverse problems [13, 42]. Notice that KRnet is defined on the whole space \mathbb{R}^d , constructing a bijection from \mathbb{R}^d to \mathbb{R}^d . If the unknown PDF has a compact domain $\Omega \subset \mathbb{R}^d$, the regular KRnet may not be effective for PDF approximation. To address this issue, we propose a new normalizing flow, called bounded KRnet (B-KRnet), designed for a bounded domain by combining the pseudo-triangular structure with a nonlinear bijection based on the cumulative distribution function (CDF). The CDF coupling layer differs from the previous spline flows [28, 9, 10] in three main characters:

- By leveraging the pseudo-triangular structure, a coarse mesh can be applied to each dimension. We rescale a rectangular domain to $[-1, 1]^d$ and divide the interval $[-1, 1]$ into a small number of subintervals.
- We use a tangent hyperbolic function to explicitly define the range of the parameters in the CDF coupling layer, ensuring that the conditioning of the transformation is well maintained.
- The grid points of the partition of $[-1, 1]$ are determined by the outputs of a neural network, enabling implicit mesh adaptivity in the training process.

An important application of deep generative modeling in scientific computing is the approximation of PDFs or quantities that can be considered as unnormalized PDFs. Note that many (high-dimensional) PDEs, describing complex and physical systems, are related to density, e.g., Boltzmann equation [3], Keller-Segel equation [23] and Poisson-Nernst-Planck equation [14], etc. These equations have a wide range of applications in biology and chemistry [11, 5, 18] but cannot be solved analytically, prompting an increase in active research on their numerical solutions. Besides traditional methods including both deterministic and stochastic approaches, deep learning methods have recently demonstrated a growing success in solving PDEs. In [47], a deep Ritz method is proposed to solve PDEs with a variational formulation. In [30], physics-informed neural networks (PINNs) are developed based on the strong form of PDEs. In [48], the approximate solution is obtained by solving a min-max problem whose loss function is based on the weak formulation of PDEs. In addition, many hybrid methods have also been proposed, e.g., PINNs and generative models are coupled to deal with stochastic differential equations in [44, 45, 16].

In this work, we also combine the B-KRnet model and PINNs to solve PDEs whose solutions are or can be considered as PDFs. In particular, we couple B-KRnet with the regular KRnet to obtain more flexible PDF models for complex physical systems. For example, the solution of the kinetic Fokker-Planck equation [8] is a high-dimensional PDF depending on the location and velocity of a particle, where the location is bounded while the velocity is unbounded. Classical approaches such as

spectral methods and finite element methods are not efficient due to the curse of dimensionality. In [20], a neural network approach is applied to approximate the kinetic Fokker-Planck equation. However, this approach faces two issues: the constraints on a PDF cannot be exactly satisfied, and the statistics derived from the approximated PDF cannot be efficiently computed. These two issues can be naturally avoided by using a normalizing flow model such as KRnet, which explicitly defines a PDF and generates exact random samples through an invertible mapping. When applying KRnet to approximate PDFs on a bounded domain, handling the jump on the boundary can be challenging. A more effective strategy is to couple B-KRnet and KRnet to create an explicit PDF model on a mixed bounded-unbounded domain. When approximating the kinetic Fokker-Planck equation, we use the exact random samples from the approximate PDF to update the training set to improve accuracy. Similar techniques have been successfully applied in [38, 12, 51] for solving unbounded Fokker-Planck equations.

The rest of this paper is structured as follows. Section 2 provides the definition of B-KRnet in detail. Our methodology for density estimation is presented in section 3 along with numerical verification. In section 4 and section 5, we present an adaptive density approximation scheme for solving PDEs involving density followed by some numerical experiments in section 6. The concluding remarks are given in section 7.

2. B-KRnet. Similar to the regular KRnet, B-KRnet is a flow-based model, which can serve as a generic PDF model for both density estimation/approximation and sample generation for scientific computing problems. In this section, we define the structure of B-KRnet. Let $\Omega \subset \mathbb{R}^d$ be a compact set, $\mathbf{X} \in \Omega$ an unknown random vector associated with a given dataset, $\mathbf{Z} \in \Omega$ a simple reference random variable associated with a known PDF $p_{\mathbf{Z}}(\mathbf{z})$, e.g. uniform distribution. Flow-based models aim to construct an invertible mapping $f : \mathbf{x} \mapsto \mathbf{z}$. Then the PDF of $\mathbf{X} = f^{-1}(\mathbf{Z})$ can be modeled by the change of variables,

$$(2.1) \quad p_{\mathbf{X}}(\mathbf{x}) = p_{\mathbf{Z}}(f(\mathbf{x})) \left| \det \nabla_{\mathbf{x}} f(\mathbf{x}) \right|.$$

Given observations of \mathbf{X} , the unknown invertible mapping can be learned via the maximum likelihood estimation. Flow-based models construct a complex invertible mapping by stacking a sequence of simple bijections, i.e.,

$$(2.2) \quad \mathbf{z} = f(\mathbf{x}) = f_{[L]} \circ f_{[L-1]} \circ \dots \circ f_{[1]}(\mathbf{x}),$$

where $f_{[i]}(\cdot)$ are based on shallow neural networks. The inverse and Jacobian determinant are given as

$$(2.3) \quad \mathbf{x} = f^{-1}(\mathbf{z}) = f_{[1]}^{-1} \circ \dots \circ f_{[L-1]}^{-1} \circ f_{[L]}^{-1}(\mathbf{z}),$$

$$(2.4) \quad \left| \det \nabla_{\mathbf{x}} f(\cdot) \right| = \prod_{i=1}^L \left| \det \nabla_{\mathbf{x}_{[i-1]}} f_{[i]}(\cdot) \right|,$$

where $\mathbf{x}_{[i-1]}$ indicates the immediate variables with $\mathbf{x}_{[0]} = \mathbf{x}, \mathbf{x}_{[L]} = \mathbf{z}$. The inverse and Jacobi matrix of $f_{[i]}(\cdot)$ can be computed efficiently.

2.1. Architecture.

2.1.1. Overview of the Overall Structure of B-KRnet. We inherit the pseudo-triangular structure of the regular KRnet [37] which is motivated by the KR

rearrangement [31] to improve the accuracy and reduce the model complexity especially when the dimension is high. For ease of understanding, we briefly recall the form of the Knothe–Rosenblatt (KR) rearrangement [31].

DEFINITION 2.1 (pushforward). *Given a measurable mapping $T : \Omega \rightarrow \Omega$ and a measure ρ on Ω , $T_{\#}\rho$ is called pushforward of ρ defined by*

$$T_{\#}\rho(A) = \rho(T^{-1}(A)), \text{ for any measurable set } A \subset \Omega.$$

PROPOSITION 2.2. *Let ρ and π be two absolutely continuous measures on Ω corresponding to the PDFs $p_{\mathbf{X}} > 0$ and $p_{\mathbf{Z}} > 0$ respectively. According to the KR rearrangement, there is a triangular mapping $T : \Omega \rightarrow \Omega$ such that $T_{\#}\rho = \pi$:*

$$(2.5) \quad \begin{aligned} \mathbf{x} &= (x_1, \dots, x_d)^{\top}, \mathbf{z} = (z_1, \dots, z_d)^{\top}, \\ \mathbf{z} = T(\mathbf{x}) &= \begin{pmatrix} T_1(x_1) \\ T_2(x_1, x_2) \\ \vdots \\ T_d(x_1, x_2, \dots, x_d) \end{pmatrix}. \end{aligned}$$

Denote $\mathbf{x}_{i:j} = (x_i, x_{i+1}, \dots, x_j)^{\top}$ for $1 \leq i \leq j \leq d$. The triangular mapping T can be reformulated as a composition of mappings:

$$(2.6) \quad \mathbf{z} = T(\mathbf{x}) = \begin{pmatrix} T_1 \\ x_{2:d} \end{pmatrix} \circ \begin{pmatrix} x_1 \\ T_2 \\ x_{3:d} \end{pmatrix} \circ \dots \circ \begin{pmatrix} x_{1:d-2} \\ T_{d-1} \\ x_d \end{pmatrix} \circ \begin{pmatrix} x_{1:d-1} \\ T_d \end{pmatrix}(\mathbf{x}).$$

The KR rearrangement inspires the reduction of active dimensions as the simple bijections in (2.2) progress. In other words, some dimensions remain unchanged after certain transformations. On the other hand, we relax the mapping to be block triangular with respect to the output of the previous bijection for more flexibility. Let's first consider the invertible mapping on $[-1, 1]^d$. Let $\mathbf{x} = \left((\mathbf{x}^{(1)})^{\top}, (\mathbf{x}^{(2)})^{\top}, \dots, (\mathbf{x}^{(K)})^{\top} \right)^{\top}$ be a partition of \mathbf{x} , where $\mathbf{x}^{(i)} = (x_1^{(i)}, \dots, x_{d_i}^{(i)})^{\top}$ with $1 \leq K \leq d$, $1 \leq d_i \leq d$ and $\sum_{i=1}^K d_i = d$. Denote $\mathbf{x}^{(i:j)} = \left((\mathbf{x}^{(i)})^{\top}, (\mathbf{x}^{(i+1)})^{\top}, \dots, (\mathbf{x}^{(j)})^{\top} \right)^{\top}$. The B-KRnet is defined as follows,

$$(2.7) \quad \mathbf{z} = f_{\text{KR}}(\mathbf{x}) = \begin{pmatrix} \tilde{f}_1 \\ \mathbf{x}^{(2:K)} \end{pmatrix} \circ \begin{pmatrix} \tilde{f}_2 \\ \mathbf{x}^{(3:K)} \end{pmatrix} \circ \dots \circ \begin{pmatrix} \tilde{f}_{K-1} \\ \mathbf{x}^{(K)} \end{pmatrix} \circ \tilde{f}_K(\mathbf{x}),$$

where $\tilde{f}_k : [-1, 1]^{\sum_{i=1}^k d_i} \rightarrow [-1, 1]^{\sum_{i=1}^k d_i}$ is a mapping of $\mathbf{x}^{(1:k)}$ and \tilde{f}_k can be constructed by several simple bijections. Thus B-KRnet is mainly constructed by two loops: outer loop and inner loop, where the outer loop has K stages, corresponding to the K mappings in equation (2.7), and the inner loop means that each \tilde{f}_k consists of l_k coupling layers as shown later in equation (2.12). Namely,

- Outer loop. We rewrite equation (2.7) for convenience in the following description:

$$(2.8) \quad \mathbf{z} = \begin{pmatrix} f_{[K]}^{\text{outer}} \\ \mathbf{x}^{(2:K)} \end{pmatrix} \circ \dots \circ \begin{pmatrix} f_{[2]}^{\text{outer}} \\ \mathbf{x}^{(K)} \end{pmatrix} \circ f_{[1]}^{\text{outer}}(\mathbf{x}),$$

where $f_{[k]}^{outer} = \tilde{f}_{K-k+1}$. Denote

$$(2.9) \quad \mathbf{x}_{[0]} = \mathbf{x},$$

$$(2.10) \quad \mathbf{x}_{[1]} = f_{[1]}^{outer}(\mathbf{x}_{[0]}),$$

$$(2.11) \quad \mathbf{x}_{[k]} = \begin{pmatrix} f_{[k]}^{outer} \left(\mathbf{x}_{[k-1]}^{(1:K-k+1)} \right) \\ \mathbf{x}_{[k-1]}^{(K-k+2:K)} \end{pmatrix}, \quad k = 2, \dots, K,$$

where each $\mathbf{x}_{[k]}$ shares the same partition as \mathbf{x} for $k = 1, \dots, K$. The k -th partition remains unchanged after $K - k + 1$ stage, where $k = 1, \dots, K$. It can be considered as a squeezing operation that deactivates some dimensions as the outer loop proceeds.

- Inner loop.

$$(2.12) \quad f_{[k]}^{outer} = L_{\text{CDF}, [k, l_k]} \circ \dots \circ L_{\text{CDF}, [k, 1]}, \quad k = 1, \dots, K,$$

where $L_{\text{CDF}, [k, i]} : [-1, 1]^{\sum_{i=1}^{K-k+1} d_i} \rightarrow [-1, 1]^{\sum_{i=1}^{K-k+1} d_i}$ is a CDF coupling layer defined in subsection 2.1.2. Note that as the outer loop progresses, the input dimension of $f_{[k]}^{outer}$ gradually decreases, encouraging us to reduce the depth l_k . Also note that if $d_1 = 1$, equation (2.12) holds for $k = 1, \dots, K - 1$ while $f_{[K]}^{outer}$ becomes an identity (see Remark 2.3).

2.1.2. CDF coupling layer. We introduce the crucial layer of B-KRnet, which defines a componentwise nonlinear invertible mapping on $[-1, 1]^l$. We start with a one-dimensional nonlinear mapping $F(s) : [-1, 1] \rightarrow [0, 1]$:

$$(2.13) \quad F(s) = \int_{-1}^s p(t) dt,$$

where $p(s)$ is a probability density function (PDF) defined on $[-1, 1]$ and $F(s)$ is nothing but the CDF for $p(s)$. Let $-1 = s_0 < s_1 < \dots < s_n = 1$ be a mesh of the interval $[-1, 1]$ with n elements $[s_{i-1}, s_i]$, $i = 1, \dots, n$ on which we define a piecewise PDF

$$(2.14) \quad p(s) = \frac{w_{i+1} - w_i}{h_i} (s - s_i) + w_i, \quad \forall s \in [s_i, s_{i+1}],$$

with $p(s_i) = w_i \geq 0$, $h_i = s_{i+1} - s_i$. Then $F(s)$ can be written as

$$(2.15) \quad F(s) = \frac{w_{i+1} - w_i}{2h_i} (s - s_i)^2 + w_i (s - s_i) + \sum_{k=0}^{i-1} \frac{w_k + w_{k+1}}{2} (s_{k+1} - s_k), \quad \forall s \in [s_i, s_{i+1}].$$

The inverse of $F(s)$ can be computed efficiently, which is a root of a quadratic polynomial. Letting $q_0 = 0$, $q_i = \sum_{k=0}^{i-1} \frac{w_k + w_{k+1}}{2} (s_{k+1} - s_k)$, $i = 1, \dots, n$, and solving

$$(2.16) \quad \frac{w_{i+1} - w_i}{2h_i} (s - s_i)^2 + w_i (s - s_i) = q - q_i, \quad \text{if } q \in [q_i, q_{i+1}],$$

we have

$$(2.17) \quad F^{-1}(q) = s = s_i + \frac{-w_i + \sqrt{w_i^2 + 2(w_{i+1} - w_i)(q - q_i)/h_i}}{(w_{i+1} - w_i)/h_i}.$$

In case that the denominator is too small, we rewrite the equation (2.17) as

$$(2.18) \quad F^{-1}(q) = s_i + \frac{2(q - q_i)}{w_i + \sqrt{w_i^2 + 2(w_{i+1} - w_i)(q - q_i)/h_i}}.$$

Moreover, $\tilde{F}(s) = 2F(s) - 1$ defines the bijection from $[-1, 1] \rightarrow [-1, 1]$. We are now ready to define a componentwise mapping $\mathbf{F}(\mathbf{y}) : [-1, 1]^m \rightarrow [-1, 1]^m$ for any nonnegative $m \in \mathbb{N}$ based on \tilde{F} by letting

$$(2.19) \quad F_i(y_i) = \tilde{F}(y_i; \boldsymbol{\theta}_i),$$

where $\boldsymbol{\theta}_i$ consists of model parameters for the i -th dimension. Adopting the concept of affine coupling mapping, we define the following invertible bijection for $\mathbf{y} = (\mathbf{y}_1^\top, \mathbf{y}_2^\top)^\top \in [-1, 1]^l$ with $\mathbf{y}_1 \in \mathbb{R}^m$ and $\mathbf{y}_2 \in \mathbb{R}^{l-m}$,

$$(2.20) \quad \begin{pmatrix} \hat{\mathbf{y}}_1 \\ \hat{\mathbf{y}}_2 \end{pmatrix} = L_{\text{CDF}, \boldsymbol{\theta}} \begin{pmatrix} \mathbf{y}_1 \\ \mathbf{y}_2 \end{pmatrix}, \quad \begin{cases} \hat{\mathbf{y}}_1 = \mathbf{y}_1, \\ \hat{\mathbf{y}}_2 = \mathbf{F}(\mathbf{y}_2; \boldsymbol{\theta}(\mathbf{y}_1)), \end{cases}$$

where the model parameters $\boldsymbol{\theta} = (\mathbf{s}_1^\top, \dots, \mathbf{s}_{n-1}^\top, \mathbf{w}_0^\top, \dots, \mathbf{w}_n^\top)^\top \in \mathbb{R}^{2n(l-m)}$ only depends on \mathbf{y}_1 with $\mathbf{s}_i, \mathbf{w}_i \in \mathbb{R}^{l-m}$. These parameters can be built by formatting the output of a neural network. Define the following neural network

$$(2.21) \quad (\hat{\mathbf{s}}_1^\top, \dots, \hat{\mathbf{s}}_{n-1}^\top, \hat{\mathbf{w}}_0^\top, \dots, \hat{\mathbf{w}}_n^\top)^\top \in \mathbb{R}^{2n(l-m)} = \text{NN}(\mathbf{y}_1).$$

Let

$$(2.22) \quad \begin{cases} \mathbf{s}_1 = -1 + \frac{2}{n}(1 + \beta_1 \tanh(\hat{\mathbf{s}}_1)), \\ \mathbf{s}_{i+1} = \mathbf{s}_i + \left(\frac{1 - \mathbf{s}_i}{n - i}\right)(1 + \beta_{i+1} \tanh(\hat{\mathbf{s}}_{i+1})), \\ \mathbf{w}_i = (1 + \gamma_i \tanh(\hat{\mathbf{w}}_i))/C, \end{cases}$$

where C is a normalization constant such that the total probability is equal to one. β_i and γ_i are chosen such that $-1 < \mathbf{s}_1 < \dots < \mathbf{s}_{n-1} < 1$ and $\mathbf{w}_i > 0$. Let $\beta_1 = \frac{65}{66}$, $\beta_i = 0.97$ for $i \geq 2$ and $\gamma_i = 0.99$ in practice.

The bijection given by equation (2.20) is referred to as the CDF coupling layer since the mapping is based on a CDF. On the other hand, the mapping (2.20) only updates the second part \mathbf{y}_2 , so another CDF coupling layer is needed for a complete update. The next CDF coupling layer can be defined by switching the roles of the two input parts:

$$(2.23) \quad \begin{pmatrix} \hat{\hat{\mathbf{y}}}_1 \\ \hat{\hat{\mathbf{y}}}_2 \end{pmatrix} = \tilde{L}_{\text{CDF}, \tilde{\boldsymbol{\theta}}} \begin{pmatrix} \hat{\mathbf{y}}_1 \\ \hat{\mathbf{y}}_2 \end{pmatrix}, \quad \begin{cases} \hat{\hat{\mathbf{y}}}_1 = \tilde{F}(\hat{\mathbf{y}}_1; \tilde{\boldsymbol{\theta}}(\hat{\mathbf{y}}_2)), \\ \hat{\hat{\mathbf{y}}}_2 = \hat{\mathbf{y}}_2, \end{cases}$$

where $\tilde{F} : [-1, 1]^m \rightarrow [-1, 1]^m$ and $\tilde{\boldsymbol{\theta}} \in \mathbb{R}^{2nm}$ is defined similarly to the equation (2.21) and (2.22). The above transformation (2.23) updates the first part $\hat{\mathbf{y}}_1$ while keeping $\hat{\mathbf{y}}_2$ unchanged.

Therefore, $L_{\text{CDF}, [k, i]} : [-1, 1]^{\sum_{i=1}^{K-k+1} d_i} \rightarrow [-1, 1]^{\sum_{i=1}^{K-k+1} d_i}$ in equation (2.12) can

be given as below:

$$(2.24) \quad \mathbf{y}_1 = \mathbf{x}_{[k-1]}^{(1:K-k)}, \mathbf{y}_2 = \mathbf{x}_{[k-1]}^{(K-k+1)},$$

$$L_{\text{CDF},[k,i]} \left(\begin{array}{c} \mathbf{x}_{[k-1]}^{(1:K-k)} \\ \mathbf{x}_{[k-1]}^{(K-k+1)} \end{array} \right) = \begin{cases} L_{\text{CDF},\theta^{[k,i]}} \left(\begin{array}{c} \mathbf{y}_1 \\ \mathbf{y}_2 \end{array} \right), & \text{if } i \text{ is odd;} \\ \tilde{L}_{\text{CDF},\tilde{\theta}^{[k,i]}} \left(\begin{array}{c} \mathbf{y}_1 \\ \mathbf{y}_2 \end{array} \right), & \text{if } i \text{ is even.} \end{cases}$$

The definition of the CDF coupling layer and the specific choices given by equation (2.22) are based on the following considerations: First, the CDF coupling layer can be relatively simple, meaning that we do not have to consider a very fine mesh on $[-1, 1]^d$. It is seen that in the regular KRnet, the affine coupling layer simply defines a linear mapping for the data to be updated. Second, in equation (2.22), a tangent hyperbolic function is used to control the conditioning of the mapping. This ensures that both the adaptive mesh grids s_i and the probability density function (PDF) on grids w_i do not vary too much, which would otherwise make the problem ill-posed. In addition, CDF mapping is a natural way to build the transport between PDFs by substituting a uniformly distributed random vector \mathbf{Z} into the explicit construction of KR rearrangement [49].

Remark 2.3. Note that the input dimension of the coupling layer can not be less than 2. If $\mathbf{x}^{(1)} = x_1 \in \mathbb{R}$, the CDF coupling layer is not applicable to define an invertible mapping of x_1 , meaning that f_{KR} consists of $K - 1$ bijections $f_{[k]}^{\text{outer}}$, i.e.,

$$(2.25) \quad \mathbf{z} = \left(\begin{array}{c} f_{[K-1]}^{\text{outer}} \\ \mathbf{x}^{(3:K)} \end{array} \right) \circ \dots \circ \left(\begin{array}{c} f_{[2]}^{\text{outer}} \\ \mathbf{x}^{(K)} \end{array} \right) \circ f_{[1]}^{\text{outer}}(\mathbf{x}).$$

According to the KR rearrangement [49], $f_{[K]}^{\text{outer}}(x_{[K-1]}^{(1)}) = 2F(x_{[K-1]}^{(1)}) - 1$ if z_1 is uniform on $[-1, 1]$. Note that normalizing flows introduce another convergence path to map \mathbf{x} to \mathbf{z} , meaning that the output of $f_{[K-1]}^{\text{outer}}$ should converge to the corresponding components of \mathbf{z} . In other words, $\mathbf{x}_{[K-1]}^{(1)}$ is close to a uniform random sample on $[-1, 1]$, which indicates that $f_{[K]}^{\text{outer}}(\cdot) = 2F(\cdot) - 1$ is close to an identity operator. In practice, we may let $f_{[K]}^{\text{outer}}$ be an identity mapping as in equation (2.25). Another choice is to apply a trainable mapping to approximate $F(\cdot)$ for further refinement, which is not considered in this work.

2.1.3. Affine linear mapping. In the previous sections, a transformation f_{KR} with pseudo-triangular structure is defined, mapping from $[-1, 1]^d$ to $[-1, 1]^d$. To tackle the general product domain $\Omega = \prod_{i=1}^d [a_i, b_i]$, a linear mapping is introduced, converting Ω to $[-1, 1]^d$:

$$(2.26) \quad \mathbf{y} = \hat{\mathbf{a}} \odot \mathbf{x} + \hat{\mathbf{b}},$$

where \odot denotes the Hadamard product or componentwise product, $\hat{a}_i = 2/(b_i - a_i)$ and $\hat{b}_i = -(b_i + a_i)/(b_i - a_i)$. By rescaling the data to the domain $[-1, 1]^d$, we take advantage of the symmetry around the origin, which aligns with the initialization of the neural network model parameters around zero.

The detailed schematic of our B-KRnet is shown in Figure 1. The structure of B-KRnet is similar to KRnet [37], which is defined on an unbounded domain. The scale and bias layer of KRnet has been removed in B-KRnet since the domain is bounded.

Another difference is that B-KRnet, based on the CDF coupling layer, results in a piecewise linear PDF model. If such a PDF model is used to approximate a second-order differential equation, e.g., the Fokker-Planck equation, a mixed formulation must be used, in other words, the gradient of the solution should be approximated by an additional neural network.

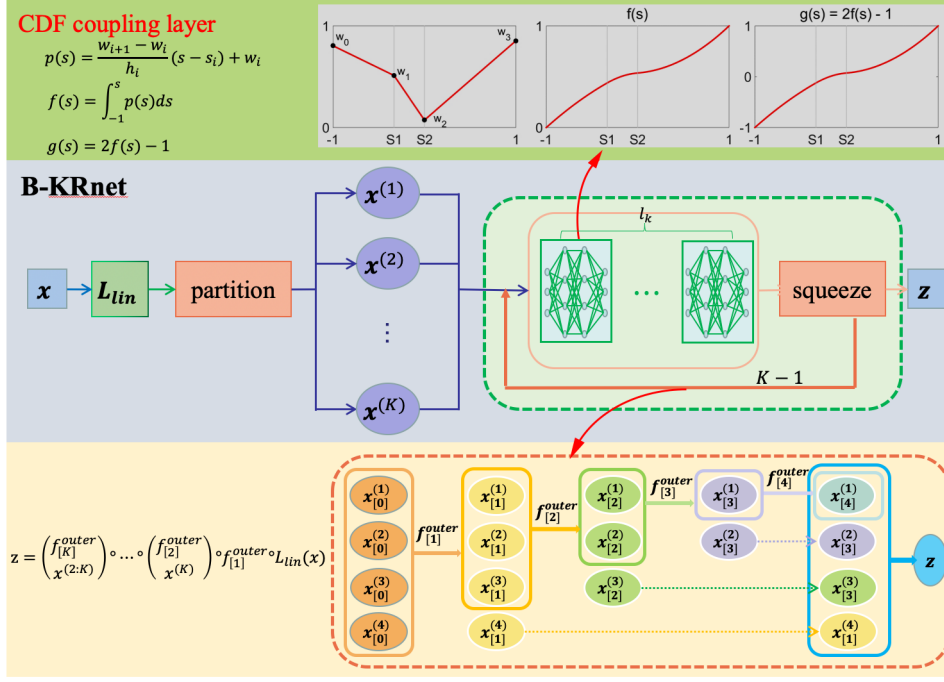


Fig. 1: The schematic of B-KRnet. The input is passed to a linear layer that maps the input into $[-1, 1]^d$, which is then partitioned into K parts and passed to K bijections $f_{[k]}^{outer}$. Each $f_{[k]}^{outer}$ consists of l_k CDF coupling layers.

2.2. The complexity of B-KRnet. In this part, we discuss the degrees of freedom (DOFs) of B-KRnet. It consists of K bijections $f_{[k]}^{outer}$ when $d_1 \neq 1$; otherwise it consists of $K - 1$ bijections. Each $f_{[k]}^{outer}$ includes l_k CDF coupling layers and all trainable parameters come from CDF coupling layers. We denote $\text{DOFs}(f_{[K]}^{outer}) = 0$ for $d_1 = 1$. Then the number of DOFs of B-KRnet is

$$(2.27) \quad \text{DOFs}(p_{\text{B-KRnet}, \theta}) = \sum_{k=1}^K \text{DOFs}(f_{[k]}^{outer}) = \sum_{k=1}^K \sum_{i=1}^{l_k} \text{DOFs}(L_{\text{CDF}, [k, i]}).$$

Assume that the neural network (2.21) for a CDF coupling layer of $f_{[k]}^{outer}$ is fully connected and has D_k hidden layers, each with W_k neurons. For $1 \leq k \leq K - 1$, $L_{\text{CDF}, [k, i]}$ is defined on $[-1, 1]^{\sum_{i=1}^{K-k+1} d_i}$. The input of the $L_{\text{CDF}, [k, i]}$ is divided into two parts \mathbf{y}_1 and \mathbf{y}_2 with $\mathbf{y}_1 = \mathbf{x}_{[k-1]}^{(1:K-k)}$, $\mathbf{y}_2 = \mathbf{x}_{[k-1]}^{(K-k+1)}$. The DOFs of two adjacent

CDF layers in $f_{[k]}^{outer}$ with $1 \leq k < K$ are

$$(2.28) \quad \begin{aligned} & \text{DOFs}(L_{\text{CDF},[k,i]}) + \text{DOFs}(L_{\text{CDF},[k,i+1]}) \\ &= 2(D_k - 1)W_k^2 + \left((2n + 1) \sum_{i=1}^{K-k+1} d_i + 2D_k \right) W_k + 2n \sum_{i=1}^{K-k+1} d_i. \end{aligned}$$

If $d_1 > 1$, the DOFs of two adjacent CDF layers in $f_{[K]}^{outer}$ are

$$(2.29) \quad \begin{aligned} & \text{DOFs}(L_{\text{CDF},[K,i]}) + \text{DOFs}(L_{\text{CDF},[K,i+1]}) \\ &= 2(D_K - 1)W_K^2 + ((2n + 1)d_1 + 2D_K) W_K + 2nd_1. \end{aligned}$$

For simplicity, let $K = d$, $d_k = 1$ for $k = 1, \dots, K$. Substituting equation (2.28) into equation (2.27), we can obtain the total number of model parameters is

$$\text{DOFs}(p_{\text{B-KRnet}}) = \sum_{k=1}^{d-1} \frac{l_k}{2} (2(D_k - 1)W_k^2 + ((2n + 1)(d - k + 1) + 2D_k)W_k + 2n(d - k + 1)).$$

Let p_{NF} be a normalizing flow with a regular structure, i.e., a sequence of coupling CDF layers subject to a fixed partition of the input. For the same D_k , W_k and total depth, we have

$$(2.30) \quad \text{DOFs}(p_{\text{NF}}) - \text{DOFs}(p_{\text{B-KRnet}}) = \sum_{k=1}^{d-1} \frac{(k-1)l_k}{2} ((2n + 1)W_k + 2n).$$

2.3. The capability of B-KRnet. In this section, we briefly discuss the capability of B-KRnet. The KR rearrangement provides a way to connect two measures. Under certain conditions, the difference between transports defines the difference in the corresponding pushforward measures.

PROPOSITION 2.4. *Let ρ, π be two absolutely continuous measures on $[-1, 1]^d$ with continuous PDFs f_ρ and f_π , respectively. If $f_n, T : [-1, 1]^d \rightarrow [-1, 1]^d$ are secondly differentiable diffeomorphisms, satisfying*

$$\lim_{n \rightarrow \infty} \|f_n - T\|_p = \left(\int_{[-1,1]^d} \|f_n(\mathbf{x}) - T(\mathbf{x})\|^p d\mathbf{x} \right)^{1/p} = 0,$$

where $T_{\#}\rho = \pi$, then $(f_n)_{\#}\rho$ weakly converges to $T_{\#}\rho$, $(f_n^{-1})_{\#}\pi$ weakly converges to $(T^{-1})_{\#}\pi$.

Proof. We provide the sketch of the proof as follows. Let BL denote the space consists of bounded and Lipschitz functions on $[-1, 1]$, i.e.,

$$BL = \{g : [-1, 1]^d \rightarrow \mathbb{R}, |g(\mathbf{x}) - g(\mathbf{y})| < L_g \|\mathbf{x} - \mathbf{y}\|, L_g + \|g\|_\infty < \infty\}.$$

$$\begin{aligned} \left| \int_{[-1,1]^d} g d(f_n)_{\#}\rho - \int_{[-1,1]^d} g dT_{\#}\rho \right| &= \left| \int_{[-1,1]^d} g(f(\mathbf{x})) d\rho - \int_{[-1,1]^d} g(T(\mathbf{x})) d\rho \right| \\ &\leq \int_{[-1,1]^d} L_g \|f_n(\mathbf{x}) - T(\mathbf{x})\| d\rho \\ &\leq L_g \left(\int_{[-1,1]^d} f_\rho(\mathbf{x})^q d\mathbf{x} \right)^{1/q} \|f_n - T\|_p, \end{aligned}$$

where f_ρ is a PDF corresponding to the measure ρ and $\frac{1}{q} + \frac{1}{p} = 1$. Thus

$$\lim_{n \rightarrow \infty} \int_{[-1,1]^d} \text{gd}(f_n)_{\#}\rho = \int_{[-1,1]^d} \text{gd}T_{\#}\rho,$$

which implies $(f_n)_{\#}\rho$ weakly converges to $T_{\#}\rho$. Moreover, it can be proved that $\lim_{n \rightarrow \infty} \|(f_n)^{-1} - T^{-1}\|_p = 0$. Thus, one can derive that $(f_n)_{\#}^{-1}\pi$ weakly converges to ρ following the same discussion as $(f_n)_{\#}\rho$. \square

The above proposition says that an approximator for T results in an approximate pushforward measure. The KR rearrangement provides the existence of a transformation T such that $T_{\#}\rho = \pi$. Combining Proposition 2.2 and Proposition 2.4, we can approximate the unknown distribution by approximating T . Note that the triangular structure of the KR rearrangement is a special case of the pseudo-triangular structure in B-KRnet. Moreover, the CDF coupling layer can be considered a direct approximation for KR rearrangement by letting $l_k = 1$ and n go to infinity. On the other hand, building on the work of [40], which establishes the universality of unbounded normalizing flows under certain conditions, we can derive analogous theoretical results for B-KRnet. We include the following proposition and report the details elsewhere[52].

PROPOSITION 2.5. *For any absolutely continuous probability measure ρ on a bounded domain Ω , there is a sequence of transformations f_k constructed by B-KRnet such that $(f_k)_{\#}\rho$ weakly converges to the uniform probability measure on Ω .*

3. Application to density estimation. Let \mathbf{X} be a d -dimensional random variable with an unknown density function $p_{\mathbf{X}}(\cdot)$ defined on a bounded domain Ω . Given the observations $\{\mathbf{x}_i\}_{i=1}^N$ that are drawn independently from $p_{\mathbf{X}}$, we aim to construct a generative model as a surrogate for $p_{\mathbf{X}}$. We train a B-KRnet model by minimizing the cross entropy between the data distribution and $p_{\text{B-KRnet}}$.

$$\begin{aligned} \mathcal{L}_{data} &= -\frac{1}{N} \sum_{i=1}^N \log(p_{\text{B-KRnet}}(\mathbf{x}_i)), \\ (3.1) \quad &= -\frac{1}{N} \sum_{i=1}^N \log(p_{\mathbf{Z}}(f_{\text{B-KRnet}}(\mathbf{x}_i))) + \log(|\nabla_{\mathbf{x}} f_{\text{B-KRnet}}(\mathbf{x}_i)|), \end{aligned}$$

which is equivalent to maximizing the likelihood. Noting that the Kullback-Leibler (KL) divergence between $p_{\mathbf{X}}$ and the density model $p_{\text{B-KRnet}}$ can be written as

$$(3.2) \quad D_{\text{KL}}(p_{\mathbf{X}} \parallel p_{\text{B-KRnet}}) = -H(p_{\mathbf{X}}) + H(p_{\mathbf{X}}, p_{\text{B-KRnet}}),$$

and

$$(3.3) \quad H(p_{\mathbf{X}}, p_{\text{B-KRnet}}) \approx -\frac{1}{N} \sum_{i=1}^N \log(p_{\text{B-KRnet}}(\mathbf{x}_i)) = \mathcal{L}_{data},$$

where \mathbf{x}_i are drawn from $p_{\mathbf{X}}$, $H(p_{\mathbf{X}})$ is the entropy of $p_{\mathbf{X}}$ and $H(p_{\mathbf{X}}, p_{\text{B-KRnet}})$ is the cross entropy between $p_{\mathbf{X}}$ and $p_{\text{B-KRnet}}$. We are trying to minimize $D_{\text{KL}}(p_{\mathbf{X}} \parallel p_{\text{B-KRnet}})$ since $H(p_{\mathbf{X}})$ is a constant that depends on the target distribution.

To evaluate the accuracy of $p_{\text{B-KRnet}}$, we approximate the relative KL divergence by applying the Monte Carlo method on a validation set, i.e.,

$$\frac{D_{\text{KL}}(p_{\mathbf{X}} \parallel p_{\text{B-KRnet}})}{H(p_{\mathbf{X}})} \approx \frac{\sum_{i=1}^{N_v} (\log(p_{\mathbf{X}}(\mathbf{x}_i)) - \log p_{\text{B-KRnet}}(\mathbf{x}_i))}{-\sum_{i=1}^{N_v} \log p_{\mathbf{X}}(\mathbf{x}_i)}.$$

Here $\{\mathbf{x}_i\}_{i=1}^{N_v}$ are drawn from the ground truth $p_{\mathcal{X}}$. Unless otherwise specified, the hyperbolic tangent function (\tanh) is used as the activation function. The neural network introduced in (2.21) is a feed-forward neural network consisting of two hidden layers, each comprising 32 neurons. For the training procedure, we apply the Adam optimizer [24]. All numerical tests are implemented with Pytorch.

3.1. Example 1: Annulus. Consider an annulus,

$$(3.4) \quad \begin{cases} x = r \cos \theta, \\ y = r \sin \theta, \\ \theta \sim \text{Uniform}[0, 2\pi], \quad r \sim f(r) = \frac{1}{r} 1_{[1, e]}, \end{cases}$$

where $1_{[1, e]}$ is an indicator function with $1_{[1, e]}(r) = 1$ if $r \in [1, e]$; 0 otherwise. r can be sampled via $\log r \sim \text{Uniform}[0, 1]$. That is to say, given a sample \tilde{r} generated from a uniformly distributed on $[0, 1]$, then $r = \exp(\tilde{r})$ obeys the PDF $f(r)$. The ground truth PDF $p(x, y)$ has a form

$$(3.5) \quad p(x, y) = p(r, \theta) \left| \frac{\partial(x, y)}{\partial(r, \theta)} \right|^{-1} = \frac{1}{2\pi r^2} = \frac{1}{2\pi(x^2 + y^2)}, \quad 1 \leq x^2 + y^2 \leq e^2.$$

For this case, the entropy of p can be computed analytically,

$$H(p) = - \int_1^e \int_0^{2\pi} \frac{1}{2\pi r} \log \left(\frac{1}{2\pi r} \right) d\theta dr = \frac{1}{2} + \log(2\pi).$$

The number of training points is 2×10^4 . For the B-KRnet, we take 8 CDF coupling layers and apply 3 subintervals along each dimension. The Adam method is applied with an initial learning rate of 0.001 and a batch size of 4096. A total of 4000 epochs are considered and a validation dataset with 2×10^4 samples is used for computing the relative KL divergence throughout the whole training process.

The training loss and the relative KL divergence are presented in Figure 2. We also compare the samples from the true distribution and samples from the PDF model in Figure 3. The samples generated by B-KRnet agree very well with the true samples. In particular, the sharp boundary of $p(x, y)$ is well captured.

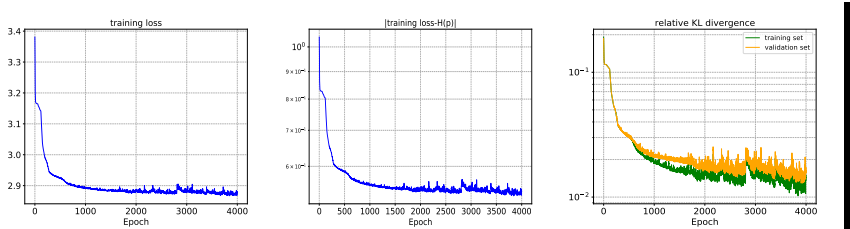


Fig. 2: Training procedure for the distribution on an annulus. Left: The training loss. Middle: The KL divergence on the training set. Right: The relative KL divergence on the training set and validation set.

Moreover, we explore the effect of the number of subintervals used in the CDF layers. Figure 4 shows the relative KL divergence on the validation set for different numbers of subintervals. Increasing the number of subintervals improves performance, but only marginally, especially when the number of subintervals exceeds 6 in this case.

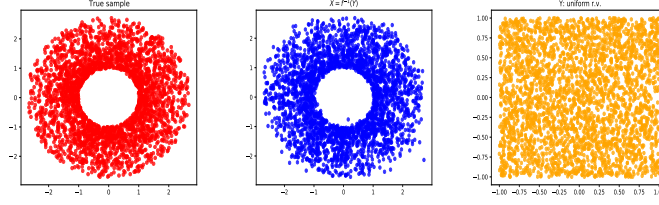


Fig. 3: Comparison between true samples and samples from B-KRnet for the distribution on an annulus. Left: True samples. Middle: Samples from B-KRnet. Right: Samples from the prior (uniform).

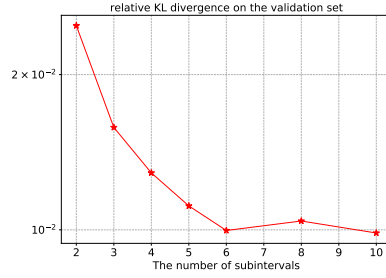


Fig. 4: The relative KL divergence for different numbers of subintervals.

3.2. Example 2: Mixture of Gaussians. We consider a mixture of Gaussians that is restricted to $[-1, 1]^2$, i.e.,

$$(3.6) \quad p_{\mathbf{Y}}(\mathbf{y}) = \frac{1}{6C} \sum_{i=1}^6 \text{Normal}(\mathbf{y}_i, \sigma^2 \mathbf{I}_2) 1_{[-1, 1]^2}(\mathbf{y}),$$

where $\mathbf{y}_i = (0.8 \cos \frac{i\pi}{3} + 0.3, 0.8 \sin \frac{i\pi}{3} + 0.3)$, $\sigma = 0.15$, \mathbf{I}_2 is the 2×2 identity matrix, $\text{Normal}(\boldsymbol{\mu}, \boldsymbol{\Sigma})$ represents a Gaussian distribution with mean $\boldsymbol{\mu}$ and variance matrix $\boldsymbol{\Sigma}$, and C is a normalization constant.

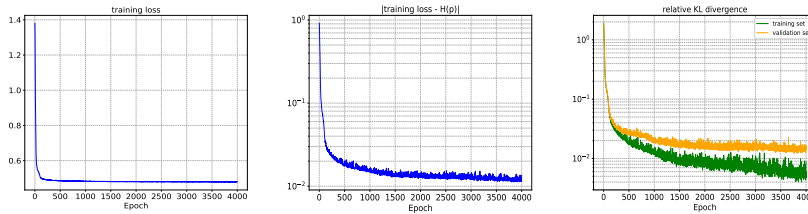


Fig. 5: Training procedure for the mixture of Gaussians on a box. Left: The training loss. Middle: The KL divergence on the training set. Right: The relative KL divergence on the training set and validation set.

The B-KRnet is built by 8 CDF coupling layers with 3 subintervals along each

dimension. 2×10^4 samples are applied with a batch size of 4096. The Adam optimizer with an initial learning of 0.001 is conducted. We obtain the approximation of $H(p)$ by generating 10^6 samples from the true distribution. The training loss and the relative KL divergence are presented in Figure 5. We also compare the samples from the true distribution and samples from the PDF model in Figure 6. The B-KRnet model yields an excellent agreement with the ground truth distribution.

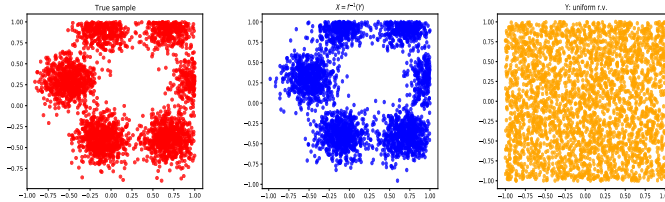


Fig. 6: Comparison between true samples and samples from B-KRnet for the mixture of Gaussians restricted to $[-1, 1]^2$. Left: True samples. Middle: Samples from B-KRnet. Right: Samples from the prior (uniform).

In addition, We investigate the proposed method by varying the training sample size. Batch training is employed when the number of training samples exceeds 5000 to maintain consistent optimization steps across different sample sizes. The relative KL divergence against the number of training points is shown in Figure 7. It can be observed that the relative KL divergence decreases as the number of training points grows. However, after reaching a certain threshold, adding more training points does not further improve performance. Figure 8 presents the samples from B-KRnets corresponding to different training sample sizes.

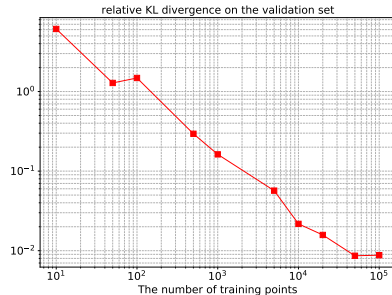


Fig. 7: The relative KL divergence for different numbers of the training points.

3.3. Example 3: Logistic distribution with holes. We now consider density estimation for a logistic distribution with holes on a bounded domain $\Omega = [-10, 10]^d$. The training dataset $S = \{\mathbf{y}^{(i)}\}_{i=1}^N$ is generated from $p_{\mathbf{Y}}(\mathbf{y})$, where the components of $\mathbf{Y} = (Y_1, Y_2, \dots, Y_d)$ are i.i.d and each component $Y_i \sim \text{Logistic}(0, s)$ with a PDF $\rho(y_i; 0, s)$. We restrict \mathbf{Y} to $[-10, 10]^d$ and require that it also satisfies the condition that the 2-norm of the vector, obtained by multiplying two adjacent components with

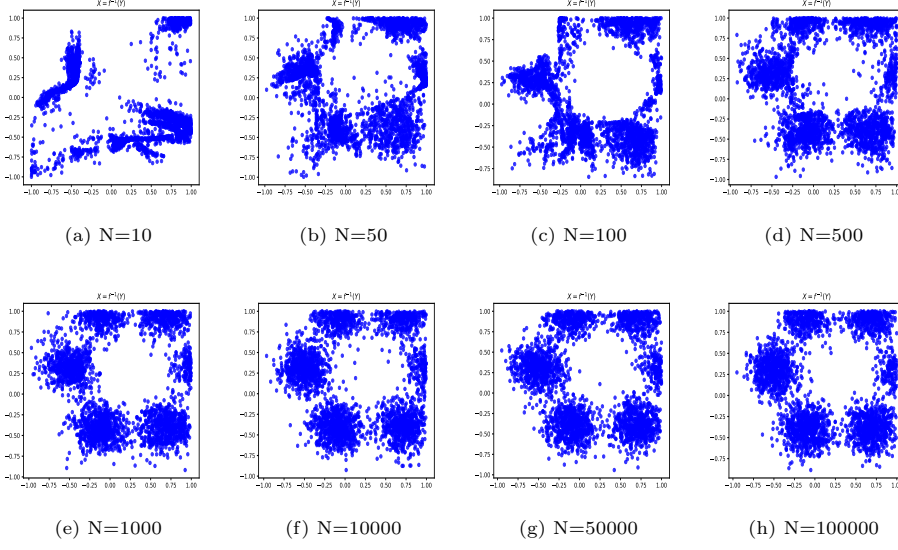


Fig. 8: Samples generated by B-KRnets corresponding to different numbers of training points.

the matrix by the matrix R_{γ, θ_j} is larger than a constant C :

$$(3.7) \quad \left\| R_{\gamma, \theta_j} \begin{bmatrix} y_j^{(i)} \\ y_{j+1}^{(i)} \end{bmatrix}^T \right\|_2 \geq C, \quad j = 1, \dots, d-1,$$

where

$$(3.8) \quad R_{\gamma, \theta_j} = \begin{bmatrix} \gamma & 0 \\ 0 & 1 \end{bmatrix} \begin{bmatrix} \cos \theta_j & -\sin \theta_j \\ \sin \theta_j & \cos \theta_j \end{bmatrix}, \quad \theta_j = \begin{cases} \frac{\pi}{4}, & \text{if } j \text{ is even;} \\ \frac{3\pi}{4}, & \text{otherwise.} \end{cases}$$

Then an elliptic hole is generated for two adjacent dimensions. The reference PDF takes the form

$$(3.9) \quad p_{\mathbf{Y}}(\mathbf{y}) = \frac{1_B(\mathbf{y}) \prod_{i=1}^d \rho(y_i; 0, s)}{\mathbb{E}[1_B(\mathbf{Y})]},$$

where $B \subset \Omega$ is the domain admitting constraint (3.7), and $1_B(\cdot)$ is an indicator function with $1_B(y) = 1$ if $\mathbf{y} \in B$; 0 otherwise.

Let $d = 8$, $C = 5$, $\gamma = 3$ and $s = 2$. To demonstrate the effectiveness of the pseudo-triangular structure, we compare the performance of B-KRnet models subject to either a pseudo-triangular structure or the half-half partition used by classical flow-based models. For the sake of convenience, we call the latter Classical-NF. In fact, Classical-NF can be considered as $f_{[1]}^{outer} \circ L_{lin}$ without the outer loop. In B-KRnet, we deactivate the dimensions by one, i.e., $K = 8$. Let $l_k = l_{k-1} - 2$ if $l_{k-1} \geq 6$ and $l_1 = 16$. To roughly match the DOFs of B-KRnet, Classical-NF consists of 62 CDF coupling layers. B-KRnet and Classical-NF share the same structure for the CDF coupling layer, with three subintervals along each dimension. The resulting number of parameters in Classical-NF is slightly larger than that in B-KRnet. 10^6 training

points are used, with a batch size of 2×10^5 . The Adam optimizer with an initial learning rate of 0.001 is applied. Moreover, we reduce the learning rate to half of its initial value after every 5000 epochs. A total of 10000 epochs are conducted and a validation dataset with 10^6 samples is used for computing the relative KL divergence throughout the training process.

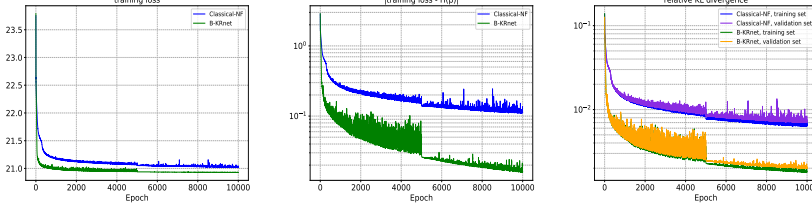


Fig. 9: Comparison between Classical-NF and B-KRnet for $d = 8$. Left: The training loss. Middle: The KL divergence on the training set. Right: The relative KL divergence on the training set and validation set.

The training loss and relative KL divergence are presented in Figure 9, which indicate that KR rearrangement achieves higher accuracy than the half-half partition. We also compare the samples from the true distribution and samples from PDF models in Figure 10. The samples generated from B-KRnet show a better agreement with the true samples than Classical-NF.

4. Application to solving PDEs on a bounded domain. In this part, we employ B-KRnet to approximate PDEs related to density and we elaborate on the adaptive learning procedure in detail. Let $\Omega \subset \mathbb{R}^d$ be a hyperrectangle domain and $p : \Omega \rightarrow \mathbb{R}_+$. Denote $\partial_{\mathbf{x}}^{\alpha} f(\mathbf{x}) = \frac{\partial^{|\alpha|}}{\partial x_1^{\alpha_1} \dots \partial x_d^{\alpha_d}} f(\mathbf{x})$ for $\alpha = (\alpha_1, \dots, \alpha_d) \in \mathbb{N}_0^d$ and $|\alpha| = \alpha_1 + \dots + \alpha_d$. We consider the following second-order PDE

$$(4.1) \quad \begin{cases} \mathcal{N}[\mathbf{x}; \{\partial_{\mathbf{x}}^{\alpha} p, |\alpha| \leq 2\}] = 0, & \mathbf{x} \in \Omega, \\ \mathcal{B}[\mathbf{x}; \{\partial_{\mathbf{x}}^{\alpha} p, |\alpha| \leq 2\}] = 0, & \mathbf{x} \in \partial\Omega, \end{cases}$$

where \mathcal{N} is a linear or nonlinear second-order differential operator acting on p . \mathcal{B} is a boundary operator. We assume that the solution $p(\mathbf{x})$ is non-negative and mass conservative, which is very common in physical and biological modeling. That is to say,

$$\int_{\Omega} p(\mathbf{x}) d\mathbf{x} = M, \quad p(\mathbf{x}) \geq 0, \quad \mathbf{x} \in \Omega,$$

where M is a constant. Then a trainable parameter ζ can be introduced to approximate M , resulting in $\zeta \hat{p}$ as an approximator for p where \hat{p} is a PDF.

For simplicity, we consider p to be a PDF, i.e.,

$$(4.2) \quad \int_{\Omega} p(\mathbf{x}) d\mathbf{x} = 1, \quad p(\mathbf{x}) \geq 0, \quad \mathbf{x} \in \Omega.$$

We map \mathbf{X} to a random vector \mathbf{Z} which is uniformly distributed on $[-1, 1]^d$ by B-KRnet and use the induced density model $p_{\text{B-KRnet}, \theta}(\mathbf{x})$ as a surrogate for $p(\mathbf{x})$. Since

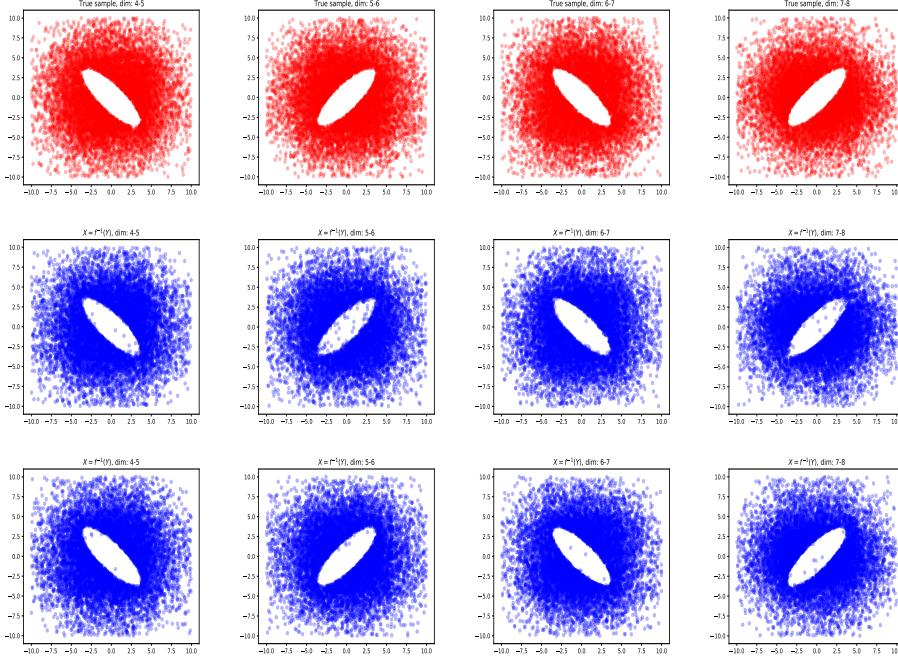


Fig. 10: Comparison between true samples and samples from PDF models for $d = 8$. Top: True samples. Middle: Samples from Classical-NF. Right: Samples from B-KRnet.

$p_{\text{B-KRnet}, \theta}$ is a PDF, the non-negativity and conservation constraints (4.2) naturally hold. Note that B-KRnet is limited to first-order differentiation since the CDF coupling layer is piecewise quadratic. To deal with a second-order PDE, we convert it into a first-order system by introducing an auxiliary vector function to represent the gradient ∇p .

4.1. Tackle second order differential operator: auxiliary function. We introduce an auxiliary vector function $\mathbf{g}(\mathbf{x}) = \nabla p$. Then $\frac{\partial^2 p}{\partial x_i \partial x_j}$ can be approximated by $\frac{\partial g_j}{\partial x_i}$. In this way, we can rewrite equation (4.1) as a first-order system

$$(4.3) \quad \begin{cases} \mathcal{N}[\mathbf{x}; p, \{\partial_{\mathbf{x}}^{\alpha} p, \partial_{\mathbf{x}}^{\beta} \mathbf{g}, |\alpha|, |\beta| = 1\}] = 0, & \mathbf{x} \in \Omega, \\ \mathcal{B}[\mathbf{x}; p, \{\partial_{\mathbf{x}}^{\alpha} p, \partial_{\mathbf{x}}^{\beta} \mathbf{g}, |\alpha|, |\beta| = 1\}] = 0, & \mathbf{x} \in \partial\Omega, \\ \mathbf{g} = \nabla p, & \mathbf{x} \in \Omega. \end{cases}$$

For simplicity, we abbreviate $\mathcal{N}[\mathbf{x}; p, \{\partial_{\mathbf{x}}^{\alpha} p, \partial_{\mathbf{x}}^{\beta} \mathbf{g}, |\alpha|, |\beta| = 1\}]$ as $\mathcal{N}[\mathbf{x}; p, \mathbf{g}]$, and $\mathcal{B}[\mathbf{x}; p, \{\partial_{\mathbf{x}}^{\alpha} p, \partial_{\mathbf{x}}^{\beta} \mathbf{g}, |\alpha|, |\beta| = 1\}]$ as $\mathcal{B}[\mathbf{x}; p, \mathbf{g}]$. We employ a neural network \mathbf{g}_{NN} to approximate \mathbf{g} . Following the physics-informed neural networks (PINNs), we consider the loss,

$$(4.4) \quad \mathcal{L}(p_{\text{B-KRnet}, \theta}, \mathbf{g}_{\text{NN}}) = \lambda_{pde} \mathcal{L}_{pde} + \lambda_b \mathcal{L}_b + \lambda_g \mathcal{L}_g,$$

where $\{\lambda_{pde}, \lambda_b, \lambda_g\}$ are hyperparameters to balance the losses \mathcal{L}_{pde} , \mathcal{L}_b and \mathcal{L}_g induced by the governing equations, the boundary conditions and \mathbf{g}_{NN} respectively.

More specifically,

$$(4.5) \quad \mathcal{L}_{pde} = \mathbb{E}_{\mathbf{x} \sim \rho} [|\mathcal{N}[\mathbf{x}; p_{\text{B-KRnet}, \boldsymbol{\theta}}, \mathbf{g}_{\text{NN}}]|^2],$$

$$(4.6) \quad \mathcal{L}_b = \mathbb{E}_{\mathbf{x} \sim \rho_b} [|\mathcal{B}[\mathbf{x}; p_{\text{B-KRnet}, \boldsymbol{\theta}}, \mathbf{g}_{\text{NN}}]|^2],$$

$$(4.7) \quad \mathcal{L}_g = \mathbb{E}_{\mathbf{x} \sim \rho} [\|\mathbf{g}_{\text{NN}}(\mathbf{x}) - \nabla p_{\text{B-KRnet}, \boldsymbol{\theta}}(\mathbf{x})\|_2^2],$$

where $\rho(\mathbf{x})$ and $\rho_b(\mathbf{x})$ are positive PDFs on Ω and $\partial\Omega$ respectively. Given training data $C_{pde} = \{\mathbf{x}^i\}_{i=1}^{N_{pde}}$, $C_b = \{\mathbf{x}_b^i\}_{i=1}^{N_b}$, i.e., random samples of $\rho(\mathbf{x})$ and $\rho_b(\mathbf{x})$, the losses \mathcal{L}_{pde} , \mathcal{L}_b and \mathcal{L}_g can be approximated by

$$(4.8) \quad \mathcal{L}_{pde} \approx \widehat{\mathcal{L}}_{pde} := \frac{1}{N_{pde}} \sum_{i=1}^{N_{pde}} (\mathcal{N}[\mathbf{x}^i; p_{\text{B-KRnet}, \boldsymbol{\theta}}(\mathbf{x}^i), \mathbf{g}_{\text{NN}}(\mathbf{x}^i)])^2,$$

$$(4.9) \quad \mathcal{L}_b \approx \widehat{\mathcal{L}}_b := \frac{1}{N_b} \sum_{i=1}^{N_b} (\mathcal{B}[\mathbf{x}_b^i; p_{\text{B-KRnet}, \boldsymbol{\theta}}(\mathbf{x}_b^i), \mathbf{g}_{\text{NN}}(\mathbf{x}_b^i)])^2,$$

$$(4.10) \quad \mathcal{L}_g \approx \widehat{\mathcal{L}}_g := \frac{1}{N_{pde}} \sum_{i=1}^{N_{pde}} \|\mathbf{g}_{\text{NN}}(\mathbf{x}^i) - \nabla p_{\text{B-KRnet}, \boldsymbol{\theta}}(\mathbf{x}^i)\|_2^2,$$

from which we define the total empirical loss $\widehat{\mathcal{L}}(p_{\text{B-KRnet}, \boldsymbol{\theta}}, \mathbf{g}_{\text{NN}})$ as

$$(4.11) \quad \widehat{\mathcal{L}}(p_{\text{B-KRnet}, \boldsymbol{\theta}}, \mathbf{g}_{\text{NN}}) = \lambda_{pde} \widehat{\mathcal{L}}_{pde} + \lambda_b \widehat{\mathcal{L}}_b + \lambda_g \widehat{\mathcal{L}}_g.$$

The optimal parameters $\boldsymbol{\theta}^*$, \mathbf{g}_{NN}^* can be obtained as

$$(4.12) \quad \boldsymbol{\theta}^*, \mathbf{g}_{\text{NN}}^* = \arg \min_{\boldsymbol{\theta}, \mathbf{g}_{\text{NN}}} \widehat{\mathcal{L}}(p_{\text{B-KRnet}, \boldsymbol{\theta}}, \mathbf{g}_{\text{NN}}).$$

4.2. Adaptive sampling procedure. The choice of training points plays an important part in achieving good numerical accuracy. We pay particular attention to the choice of C_{pde} here. Typically, the training points are generated from a uniform distribution on a finite domain Ω which is inefficient when $p(\cdot)$ is concentrated in a small (yet known) region. Recently, adaptive sampling procedures have been successfully applied to solve Fokker-Planck equations defined on the whole domain [38, 12, 51]. Noting that the residual $|\mathcal{N}[\mathbf{x}; p_{\text{B-KRnet}, \boldsymbol{\theta}}, \mathbf{g}_{\text{NN}}]|$ is larger more likely in the region of high probability density, their choice for ρ in equation (4.5) is $p_{\text{B-KRnet}, \boldsymbol{\theta}}$, which also takes advantage of the fact that flow-based models can generate exact samples easily. We adopt a similar procedure to solve PDEs on bounded domains.

The crucial idea is to update the training set by samples from the current optimal B-KRnet and then continue the training process. Since there is no prior knowledge of the solution at the beginning, we let ρ be a uniform distribution, i.e., the initial set of collocation points C_{pde} are drawn from a uniform distribution in Ω . C_b is also drawn from a uniform distribution on $\partial\Omega$. Then we solve the optimization problem (4.12) via the Adam optimizer and obtain optimal $\boldsymbol{\theta}^{*,0}$, which corresponds to a bounded mapping $f_{\boldsymbol{\theta}^{*,0}}$ and a PDF $p_{\text{B-KRnet}, \boldsymbol{\theta}^{*,0}}$. We update part of the collocation points in C_{pde} by drawing samples from $p_{\text{B-KRnet}, \boldsymbol{\theta}^{*,0}}$, i.e., update $\rho = (1 - \gamma)\rho + \gamma p_{\text{B-KRnet}, \boldsymbol{\theta}^{*,0}}$ where $0 < \gamma \leq 1$. More specifically, we form the new training set C_{pde}^1 using a mixture distribution given by the current training set and samples from $\mathbf{X} = (f_{\boldsymbol{\theta}^{*,0}})^{-1}(\mathbf{Z})$, where \mathbf{Z} is a uniform random variable. Then we continue to train the B-KRnet with C_{pde}^1 and C_b to obtain a new set of optimal parameters, $\boldsymbol{\theta}^{*,1}$. Repeat this procedure

until the maximum number of updates is reached. In this way, more collocation points will be chosen in the region of higher density while fewer collocation points in the region of lower density. Such a strategy can be concluded as follows.

1. Let $\rho(\mathbf{x}) = \frac{1}{|\Omega|}$. Generate an initial training set with samples uniformly distributed in Ω :

$$C_{pde}^0 = \{\mathbf{x}^{i,0}\}_{i=1}^{N_{pde}} \subset \Omega, \quad \mathbf{x}^{i,0} \sim \text{Uniform } \Omega,$$

$$C_b = \{\mathbf{x}_b^i\}_{i=1}^{N_b} \subset \partial\Omega, \quad \mathbf{x}_b^i \sim \text{Uniform } \partial\Omega.$$

2. Train B-KRnet by solving optimization problem (4.12) with training datasets C_{pde}^0 and C_b to obtain $\theta^{*,0}$.
3. $\rho(\mathbf{x}) = (1 - \gamma)\rho(\mathbf{x}) + \gamma p_{\text{B-KRnet}, \theta^{*,0}}(\mathbf{x})$, $N_{new} = \gamma * N_{pde}$. Generate samples from $p_{\text{B-KRnet}, \theta^{*,0}}(\cdot)$ to get a new training set $C_{pde}^1 = \{\mathbf{x}^{i,1}\}_{i=1}^{N_{new}}$. The new collocation point $\mathbf{x}^{i,1}$ can be obtained by transforming the prior uniformly distributed sample via the inverse normalizing flow,

$$\mathbf{z}^{i,1} \sim \text{Uniform}(-1, 1)^d, \quad \mathbf{x}^{i,1} = (f_{\theta^{*,0}})^{-1}(\mathbf{z}^{i,1}).$$

Set $C_{pde}^0 = C_{pde}^1 \cup \{\mathbf{x}^{i,0}\}_{i=N_{new}+1}^{N_{pde}}$.

4. Repeat steps 2-3 for N_{adaptive} times to get a convergent approximation. Our algorithm is summarized in Algorithm Algorithm 4.1.

Algorithm 4.1 Solving PDEs involving density

Input: maximum epoch number N_e , maximum iteration number N_{adaptive} , update rate γ , initial training data $C_{pde} = \{\mathbf{x}^i\}_{i=1}^{N_{pde}}$, $C_b = \{\mathbf{x}_b^i\}_{i=1}^{N_b}$, initial learning rate l_r , decay rate η , step size n_s .

for $k = 0, \dots, N_{\text{adaptive}}$ **do**

for $j = 1, \dots, N_e$ **do**

if $((k - 1)N_e + j) \% n_s == 0$ **then**

$l_r = \eta * l_r$.

end if

 Divide C_{pde} , C_b into n mini-batches $\{C_{pde}^{ib}\}_{ib=1}^n$, $\{C_b^{ib}\}_{ib=1}^n$ randomly.

for $ib = 1, \dots, n$ **do**

 Compute the loss function (4.11) $\widehat{\mathcal{L}}^{ib}$ for mini-batch data C_{pde}^{ib} and C_b^{ib} ,

 Update θ using the Adam optimizer.

end for

end for

$N_{new} = \gamma * N_{pde}$. Sample from $p_{\text{B-KRnet}, \theta}(\cdot)$ and update training set C_{pde} .

end for

Output: The predicted solution $p_{\text{KRnet}, \theta}(\mathbf{x})$.

5. Application to solving PDEs over mixed domains. In practical applications, we often encounter mixed regions. For example, the solution of kinetic Fokker-Planck equation is a PDF of location and velocity, where in general the location is bounded and the velocity is unbounded. We consider the following PDE,

$$(5.1) \quad \begin{cases} \widehat{\mathcal{N}}[\mathbf{x}, \mathbf{v}; p(\mathbf{x}, \mathbf{v})] = f(\mathbf{x}, \mathbf{v}), & \mathbf{x} \in \Omega, \quad \mathbf{v} \in \mathbb{R}^d, \\ \widehat{\mathcal{B}}[\mathbf{x}, \mathbf{v}; p(\mathbf{x}, \mathbf{v})] = 0, & \mathbf{x} \in \partial\Omega, \quad \mathbf{v} \in \mathbb{R}^d, \end{cases}$$

where $p(\mathbf{x}; \mathbf{v})$ is assumed to be a PDF, $\tilde{\mathcal{N}}$ and $\tilde{\mathcal{B}}$ respectively represent a differential operator and a boundary operator acting on p . To deal with problems defined on mixed regions, we develop a conditional flow, combining the original unbounded KRnet and B-KRnet.

For $\mathbf{v} \in \mathbb{R}^d$, $d > 1$, and $\mathbf{x} \in \Omega$, we rewrite the PDF as

$$(5.2) \quad p(\mathbf{x}, \mathbf{v}) = h(\mathbf{v}|\mathbf{x}) \cdot q(\mathbf{x}),$$

where $q(\mathbf{x})$ denotes the marginal distribution of spatial variable \mathbf{x} and $h(\mathbf{v}|\mathbf{x})$ denotes the probability of velocity \mathbf{v} at the position \mathbf{x} . We model $q(\mathbf{x})$ by B-KRnet and $h(\mathbf{v}|\mathbf{x})$ by original KRnet, i.e.,

$$(5.3) \quad p_{\boldsymbol{\theta}}(\mathbf{x}, \mathbf{v}) = h_{\text{KRnet}, \boldsymbol{\theta}_1}(\mathbf{v}|\mathbf{x}) \cdot q_{\text{B-KRnet}, \boldsymbol{\theta}_2}(\mathbf{x}).$$

The construction of the conditional PDF $h_{\text{KRnet}, \boldsymbol{\theta}_1}(\mathbf{v}|\mathbf{x})$ can be defined as in [12], where the only difference is that the conditional PDF in [12] is in terms of time instead of location. Following the similar discussion in subsection 4.1, we can easily derive the loss function for problem (5.1). We can also use the procedure described in subsection 4.2 to develop an adaptive sampling strategy.

6. Numerical results. In this section, we provide several numerical experiments to demonstrate the effectiveness of the proposed approach presented in Algorithm 4.1. We first consider a four-dimensional test problem and then apply our method to the Keller-Segel equations which involve two PDFs. To further demonstrate the efficiency of B-KRnet, we combine B-KRnet and KRnet to solve the kinetic Fokker-Planck equation. We employ the hyperbolic tangent function (Tanh) as the activation function. Three subintervals are used in each CDF coupling layer. NN(\mathbf{y}_1) in equation (2.21) is a fully connected network with two hidden layers. The algorithms are implemented with Adam optimizer [24] in Pytorch. The update rate for a new training set is set to $\gamma = 0.8$.

6.1. Four-dimensional test problem. We start with the following four-dimensional problem,

$$(6.1) \quad \begin{cases} -\Delta p(\mathbf{x}) + p(\mathbf{x}) = f(\mathbf{x}), & \mathbf{x} \in \Omega = (0, \pi)^4, \\ \frac{\partial p(\mathbf{x})}{\partial \mathbf{n}} \Big|_{\partial \Omega} = 0, \\ \int_{\Omega} p(\mathbf{x}) d\mathbf{x} = 1, \quad p(\mathbf{x}) \geq 0, \end{cases}$$

where $f(\mathbf{x}) = \frac{8}{9\pi^4}(5 \cos x_1 \cos x_2 \cos x_3 \cos x_4 + \frac{9}{8})$. The exact solution is $p(\mathbf{x}) = \frac{8}{9\pi^4}(\cos x_1 \cos x_2 \cos x_3 \cos x_4 + \frac{9}{8})$. We introduce an auxiliary function \mathbf{g} to represent the gradient of p and rewrite the equation (6.1) as

$$(6.2) \quad \begin{cases} -\nabla \cdot \mathbf{g}(\mathbf{x}) + p(\mathbf{x}) = f(\mathbf{x}), & \mathbf{x} \in \Omega = (0, \pi)^4, \\ \mathbf{g}(\mathbf{x}) \cdot \mathbf{n}(\mathbf{x}) \Big|_{\partial \Omega} = 0, \\ \nabla p(\mathbf{x}) = \mathbf{g}(\mathbf{x}), & \mathbf{x} \in \Omega, \\ \int_{\Omega} p(\mathbf{x}) d\mathbf{x} = 1, \quad p(\mathbf{x}) \geq 0. \end{cases}$$

In the framework of PINN, we approximate the gradient by neural network \mathbf{g}_{NN} and solution p by B-KRnet $p_{\text{B-KRnet}, \boldsymbol{\theta}}$. To enforce \mathbf{g}_{NN} to satisfy the Neumann boundary

condition exactly[34, 35], we consider the following surrogate

$$(6.3) \quad \mathbf{g}_{\text{NN}}(\mathbf{x}) = \text{diag}(\mathbf{x}(\pi - \mathbf{x}))\tilde{\mathbf{g}}(\mathbf{x}),$$

where $\tilde{\mathbf{g}}_{\text{NN}}$ is a fully connected neural network with the structure 4-64-32-32-32-4. Therefore the final loss function admits

$$(6.4) \quad \widehat{\mathcal{L}}(p_{\text{B-KRnet}}, \theta, g_{\text{NN}}) = \lambda_{pde} \widehat{\mathcal{L}}_{pde} + \lambda_g \widehat{\mathcal{L}}_g.$$

Let $\lambda_{pde} = 1$, $\lambda_g = 2$. For the B-KRnet, we deactivate the dimensions by one, i.e., $K = 4$, and let $l_1 = 8$, $l_2 = l_3 = l_4 = 6$. The neural network introduced in (2.21) has two fully connected hidden layers with 32 hidden neurons. The number of epochs is 500, and four adaptivity iterations are conducted. The Adam method with an initial learning rate of 0.001 is applied. The learning rate is halved every 500 epochs. The number of training points is 4000 and the batch size is 2000. A validation dataset with 5×10^4 samples is used for calculating the relative errors throughout the entire training process.

Figure 11 records the results of training processes with and without adaptive sampling. From Figure 11b and Figure 11c, we can observe that the relative error of adaptive B-KRnet is smaller than that of B-KRnet without adaptivity. Moreover, the convergence of B-KRnet is much faster. Figure 11d plots the relative errors with respect to the adaptivity iteration steps.

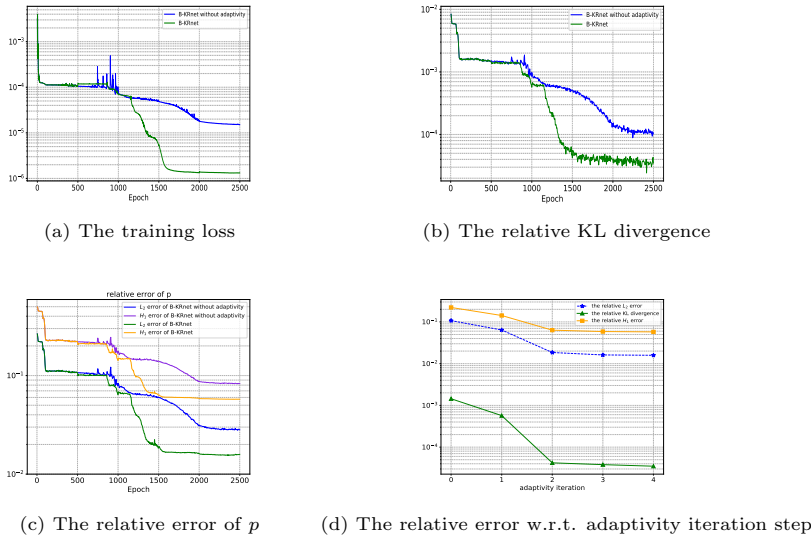


Fig. 11: Comparison between B-KRnet and B-KRnet without adaptivity for the four-dimensional problem.

6.2. Stationary Keller-Segel system. We consider the following stationary Keller-Segel equation [19],

$$(6.5) \quad \begin{cases} \Delta u(\mathbf{x}) - \nabla \cdot (u \nabla v)(\mathbf{x}) + f(\mathbf{x}) = 0, & \mathbf{x} \in \Omega, \\ -\Delta v(\mathbf{x}) + v(\mathbf{x}) = u(\mathbf{x}), & \mathbf{x} \in \Omega, \\ \frac{\partial u}{\partial \mathbf{n}} \Big|_{\partial \Omega} = 0, \quad \frac{\partial v}{\partial \mathbf{n}} \Big|_{\partial \Omega} = 0, \\ \int_{\Omega} u(\mathbf{x}) d\mathbf{x} = 1, \quad u(\mathbf{x}) \geq 0, \quad \mathbf{x} \in \Omega, \\ \int_{\Omega} v(\mathbf{x}) d\mathbf{x} = 1, \quad v(\mathbf{x}) \geq 0, \quad \mathbf{x} \in \Omega, \end{cases}$$

where $\Omega = (0, \pi)^2$, $\mathbf{x} = (x, y)$, $u(\mathbf{x})$ is the unknown density of some bacteria, $v(\mathbf{x})$ is the density of chemical attractant and

$$f(x, y) = \frac{1}{6\pi^2} (-4(-1 + 3\pi^2) \cos x \cos y + \cos^2 x(1 + 3 \cos 2y) - 2 \cos^2 y \sin^2 x).$$

The corresponding true solution is

$$(6.6) \quad u(x, y) = \frac{1}{\pi^2} (\cos x \cos y + 1), \quad v(x, y) = \frac{1}{3\pi^2} (\cos x \cos y + 3).$$

In this case, two B-KRnets are required to represent u and v respectively. We introduce ϕ, ψ to represent the derivative of u, v respectively, i.e. $\phi = \nabla u$, $\psi = \nabla v$, and rewrite equation (6.5) as

$$(6.7) \quad \begin{cases} \nabla \cdot \phi(\mathbf{x}) - \nabla u(\mathbf{x}) \cdot \nabla v(\mathbf{x}) - (\nabla \cdot \psi)u(\mathbf{x}) + f(\mathbf{x}) = 0, & \mathbf{x} \in \Omega, \\ -\nabla \cdot \psi(\mathbf{x}) + v(\mathbf{x}) = u(\mathbf{x}), & \mathbf{x} \in \Omega, \\ \phi \cdot \mathbf{n} \Big|_{\partial \Omega} = 0, \quad \psi \cdot \mathbf{n} \Big|_{\partial \Omega} = 0, \\ \phi(\mathbf{x}) = \nabla u(\mathbf{x}), \quad \psi(\mathbf{x}) = \nabla v(\mathbf{x}), \quad \mathbf{x} \in \Omega, \\ \int_{\Omega} u(\mathbf{x}) d\mathbf{x} = 1, \quad u(\mathbf{x}) \geq 0, \quad \mathbf{x} \in \Omega, \\ \int_{\Omega} v(\mathbf{x}) d\mathbf{x} = 1, \quad v(\mathbf{x}) \geq 0, \quad \mathbf{x} \in \Omega. \end{cases}$$

We use ϕ_{NN} and ψ_{NN} to approximate ϕ and ψ respectively, which are defined as

$$(6.8) \quad \begin{aligned} \phi_{\text{NN}}(x, y) &= \text{diag}(x(\pi - x), y(\pi - y)) \tilde{\phi}_{\text{NN}}(x, y), \\ \psi_{\text{NN}}(x, y) &= \text{diag}(x(\pi - x), y(\pi - y)) \tilde{\psi}_{\text{NN}}(x, y), \end{aligned}$$

where $\tilde{\phi}_{\text{NN}}$ and $\tilde{\psi}_{\text{NN}}$ are both neural networks with four hidden layers. Then our final loss function admits

$$(6.9) \quad \hat{\mathcal{L}}(u_{\text{B-KRnet}, \theta_1}, v_{\text{B-KRnet}, \theta_2}, \phi_{\text{NN}}, \psi_{\text{NN}}) = \lambda_{pde, u} \hat{\mathcal{L}}_{pde, u} + \lambda_{\phi} \hat{\mathcal{L}}_{\phi} + \lambda_{pde, v} \hat{\mathcal{L}}_{pde, v} + \lambda_{\psi} \hat{\mathcal{L}}_{\psi},$$

where $\hat{\mathcal{L}}_{\phi}$ and $\hat{\mathcal{L}}_{\psi}$ are defined by equation (4.10).

For the B-KRnet, we take 8 CDF coupling layers with 32 hidden neurons. We use 2-64-32-32-32-2 network for $\tilde{\phi}_{\text{NN}}$ and $\tilde{\psi}_{\text{NN}}$. $\lambda_u = \lambda_v = \lambda_{\phi} = \lambda_{\psi} = 1$. We set the

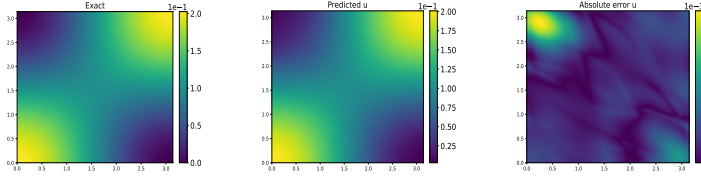


Fig. 12: Comparison between true solution u and numerical solution $u_{B-KRnet, \theta_1}$ of Keller-Segel equation. Left: The ground truth of u . Middle: Predicted solution $u_{B-KRnet, \theta_1}$. Right: $|u - u_{B-KRnet, \theta_1}|$.

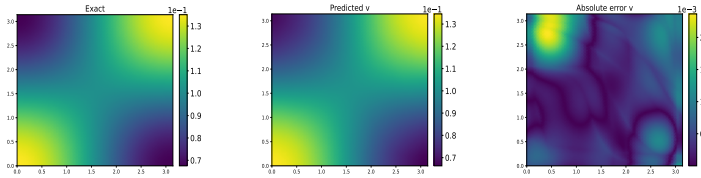


Fig. 13: Comparison between true solution v and numerical solution $v_{B-KRnet, \theta_2}$ of Keller-Segel equation. Left: The ground truth of v . Middle: Predicted solution $v_{B-KRnet, \theta_2}$. Right: $|v - v_{B-KRnet, \theta_2}|$.

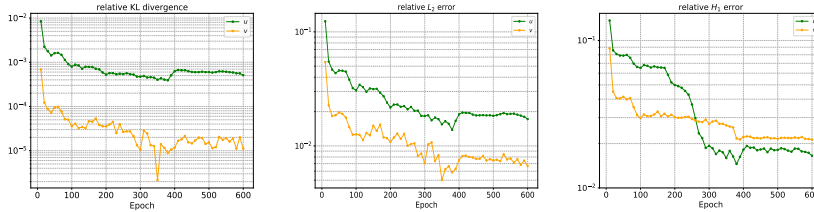


Fig. 14: The relative error for Keller-Segel equation.

batch size to 1024 and the number of training points to 10^4 . The initial learning rate is 0.001, with a decay factor of half every 200 epochs. Five adaptivity iterations with 100 epochs are conducted. A validation dataset with 10^6 samples is used for calculating the relative errors throughout the entire training process. The comparisons between the true solution and the predicted solution are presented in Figure 12 and Figure 13. The relative errors are presented in Figure 14. The numerical solution provided by B-KRnet yields a good agreement with the analytic solution.

6.3. 2D stationary kinetic Fokker-Planck equation. To illustrate the feasibility of the combination of KRnet and B-KRnet, we consider the following two-dimensional stationary kinetic Fokker-Planck equation with Dirichlet boundary con-

ditions, i.e.,

$$(6.10) \quad \begin{cases} -\mathbf{v} \cdot \nabla_{\mathbf{x}} p + \nabla_{\mathbf{v}} \cdot (\sigma \nabla_{\mathbf{v}} p + \mathbf{v} p) = f, & (\mathbf{x}, \mathbf{v}) \in \Omega \times \mathbb{R}^2, \\ p(\mathbf{x}, \mathbf{v})|_{\partial\Omega} = 0, & \mathbf{v} \in \mathbb{R}^2, \\ \int_{\Omega \times \mathbb{R}^2} p(\mathbf{x}, \mathbf{v}) d\mathbf{x} d\mathbf{v} = 1, \quad p(\mathbf{x}, \mathbf{v}) \geq 0, & (\mathbf{x}, \mathbf{v}) \in \Omega \times \mathbb{R}^2, \end{cases}$$

where $\Omega = (0, 2)^2$,

$$f(\mathbf{x}, \mathbf{v}) = \frac{p}{\sigma} \|\mathbf{x} + \mathbf{v}\|^2 - \frac{9}{16\sigma\pi} ((1-x_1)x_2(2-x_2)v_1 - (1-x_2)x_1(2-x_1)v_2) \exp\left(-\frac{\|\mathbf{v} + \mathbf{x}\|_2^2}{2\sigma}\right).$$

The ground truth is

$$(6.11) \quad p(\mathbf{x}, \mathbf{v}) = \frac{9x_1x_2(2-x_1)(2-x_2)}{16\pi\sigma} \exp\left(-\frac{\|\mathbf{v} + \mathbf{x}\|_2^2}{2\sigma}\right).$$

We consider the case that $\sigma = 4$. This system is of second order with respect to \mathbf{v} but of first order with respect to \mathbf{x} . We approximate the unknown p by the formula (5.3). Then

$$\frac{\partial^2 p_{\theta}(\mathbf{x}, \mathbf{v})}{\partial v_i \partial v_j} = \frac{\partial^2 h_{\text{KRnet}, \theta_1}(\mathbf{v}|\mathbf{x})}{\partial v_i \partial v_j} \cdot q_{\text{B-KRnet}, \theta_2}(\mathbf{x}).$$

Since KRnet is second-order differentiable, we can directly obtain the loss function via PINN without converting the above system (6.10) into a first-order system.

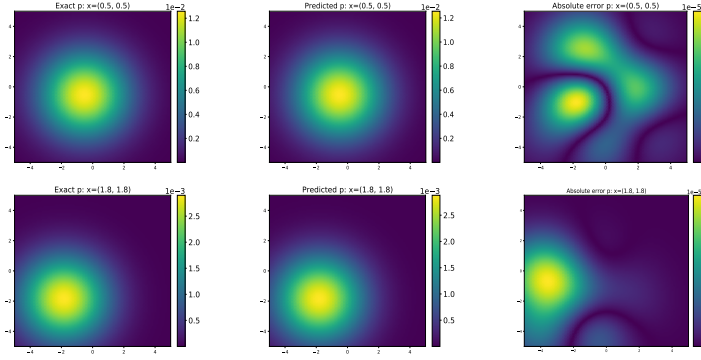


Fig. 15: $\sigma = 4$. Comparisons between the predicted solutions and the reference solutions. Top row: $\mathbf{x} = (0.5, 0.5)$. Bottom row: $\mathbf{x} = (1.8, 1.8)$.

The number of training points is set to 6×10^4 . The initial training points are drawn from a uniform distribution over $[0, 2]^2 \times [-5, 5]^2$. Both B-KRnet and KRnet consist of 8 CDF or affine coupling layers with 32 hidden neurons. The hyperparameters λ_{pde} is set to 1 and λ_b is set to 10. The Adam optimizer is used with a batch size of 3,000. The initial learning rate is 0.0002, with a decay factor of half every 400 epochs. The number of epochs between two adjacent adaptivity iterations is set to 1, and the number of adaptivity iterations conducted for this problem is set to $N_{\text{adaptive}} = 500$. A validation dataset with 10^6 samples is used to calculate the relative errors throughout the entire training process.

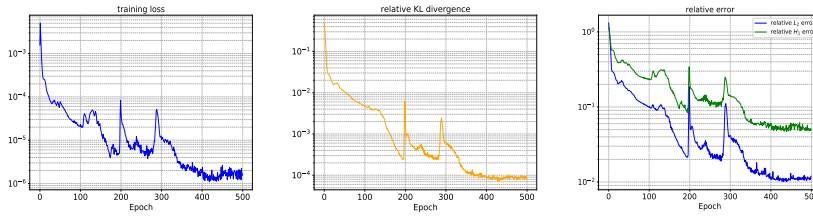


Fig. 16: The training loss and the relative error for kinetic Fokker-Planck equation.

The comparisons between the ground truth and the predicted solution at $\mathbf{x} = (0.5, 0.5)$ and $\mathbf{x} = (1.8, 1.8)$ are presented in Figure 15. The training loss and the relative errors are presented in Figure 16. We can observe that our method agrees well with the ground truth.

7. Conclusion. We have developed a bounded normalizing flow B-KRnet in this work, which can be considered as a bounded version of KRnet. B-KRnet is built on a pseudo-triangular structure whose core layer is the CDF coupling layer. It models unknown PDFs via an invertible mapping from the target distribution to a uniform distribution. Taking advantage of invertibility, B-KRnet could provide an explicit PDF model and generate exact random samples as well. We apply B-KRnet to density estimation and approximation. The samples generated by B-KRnet show excellent agreement with the ground truth. Moreover, we develop an adaptive density approximation scheme for solving PDEs whose solutions are PDFs. A series of examples, including a four-dimensional problem, a Keller-Segel equation, and a kinetic Fokker-Planck equation, is presented to demonstrate the efficiency of our method. B-KRnet can also be coupled with adaptive sampling techniques to improve the neural network approximation of other types of PDEs [39, 51]. There are, however, many important issues that need to be addressed. The smoothness of B-KRnet is limited to the first order. For some equations with variational forms, the regularity of the current B-KRnet is sufficient for solving a second-order PDE when coupled with the deep Ritz method. How to update training points adaptively in the framework of the deep Ritz method is an interesting question. In the framework of PINN, to avoid converting a second-order PDE into a first-order system, we need to improve the regularity of B-KRnet, which can be addressed with high-order polynomials. These issues will be left for future study.

REFERENCES

- [1] R. BAPTISTA, Y. MARZOUK, AND O. ZAHM, On the representation and learning of monotone triangular transport maps, *Foundations of Computational Mathematics*, (2023), pp. 1–46.
- [2] K. BERTIN, S. EL KOLEI, AND N. KLUTCHNIKOFF, Adaptive density estimation on bounded domains, in *Annales de l’Institut Henri Poincaré*, vol. 55, 2019, pp. 1916–1947.
- [3] C. CERCIGNANI, The Boltzmann equation, Springer, 1988.
- [4] S. X. CHEN, Beta kernel density estimations for density function, *Computational Statistics & Data Analysis*, 31 (1999), pp. 131–145.
- [5] L. CORRIAS, B. Í. PERTHAME, AND H. ZAAG, Global solutions of some chemotaxis and angiogenesis systems in high space dimensions, *Milan Journal of Mathematics*, 72 (2004).
- [6] L. DINH, D. KRUEGER, AND Y. BENGIO, NICE: Non-linear independent components estimation, arXiv preprint arXiv:1410.8516, (2014).
- [7] L. DINH, J. SOHL-DICKSTEIN, AND S. BENGIO, Density estimation using Real NVP, arXiv

- preprint arXiv:1605.08803, (2016).
- [8] H. DONG, Y. GUO, AND T. YASTRZHEMSKIY, Kinetic Fokker-Planck and Landau equations with specular reflection boundary condition, arXiv preprint arXiv:2111.09840, (2021).
 - [9] C. DURKAN, A. BEKASOV, I. MURRAY, AND G. PAPAMAKARIOS, Cubic-spline flows, arXiv preprint arXiv:1906.02145, (2019).
 - [10] C. DURKAN, A. BEKASOV, I. MURRAY, AND G. PAPAMAKARIOS, Neural spline flows, *Advances in neural information processing systems*, 32 (2019).
 - [11] B. EISEBERG, Ionic channels in biological membranes-electrostatic analysis of a natural nanotube, *Contemporary Physics*, 39 (1998), pp. 447–466.
 - [12] X. FENG, L. ZENG, AND T. ZHOU, Solving time dependent Fokker-Planck equations via temporal normalizing flow, *Communication in Computational Physics*, (2022), pp. 401–423.
 - [13] Y. FENG, K. TANG, X. WAN, AND Q. LIAO, Dimension-reduced krnet maps for high-dimensional inverse problems, arXiv preprint arXiv:2303.00573, (2023).
 - [14] A. GOLOVNEV AND S. TRIMPER, Steady state solution of the Poisson-Nernst-Planck equations, *Physics Letters A*, 374 (2010), pp. 2886–2889.
 - [15] I. GOODFELLOW, J. POUGET-ABADIE, M. MIRZA, B. XU, D. WARDE-FARLEY, S. OZAIR, A. COURVILLE, AND Y. BENGIO, Generative adversarial networks, *Communications of the ACM*, 63 (2020), pp. 139–144.
 - [16] L. GUO, H. WU, AND T. ZHOU, Normalizing field flows: Solving forward and inverse stochastic differential equations using physics-informed flow models, *Journal of Computational Physics*, 461 (2022), p. 111202.
 - [17] J. HO, X. CHEN, A. SRINIVAS, Y. DUAN, AND P. ABBEEL, Flow++: Improving flow-based generative models with variational dequantization and architecture design, in *International Conference on Machine Learning*, PMLR, 2019, pp. 2722–2730.
 - [18] D. HORSTMANN, From 1970 until present: the Keller-Segel model in chemotaxis and its consequences, *Jahresberichte DMV*, 105 (2003), pp. 103–165.
 - [19] J. HU AND X. ZHANG, Positivity-preserving and energy-dissipative finite difference schemes for the Fokker-Planck and Keller-Segel equations, arXiv preprint arXiv:2103.16790, (2021).
 - [20] H. J. HWANG, J. W. JANG, H. JO, AND J. Y. LEE, Trend to equilibrium for the kinetic Fokker-Planck equation via the neural network approach, *Journal of Computational Physics*, 419 (2020), p. 109665.
 - [21] M. C. JONES, Simple boundary correction for kernel density estimation, *Statistics and computing*, 3 (1993), pp. 135–146.
 - [22] Y.-J. KANG, Y. NOH, AND O.-K. LIM, Kernel density estimation with bounded data, *Structural and Multidisciplinary Optimization*, 57 (2018), pp. 95–113.
 - [23] E. F. KELLER AND L. A. SEGEL, Initiation of slime mold aggregation viewed as an instability, *Journal of theoretical biology*, 26 (1970), pp. 399–415.
 - [24] D. P. KINGMA AND J. BA, Adam: A method for stochastic optimization, arXiv preprint arXiv:1412.6980, (2014).
 - [25] D. P. KINGMA AND P. DHARIWAL, Glow: Generative flow with invertible 1x1 convolutions, *Advances in neural information processing systems*, 31 (2018).
 - [26] D. P. KINGMA, T. SALIMANS, R. JOZEFOWICZ, X. CHEN, I. SUTSKEVER, AND M. WELLING, Improved variational inference with inverse autoregressive flow, *Advances in neural information processing systems*, 29 (2016).
 - [27] D. P. KINGMA AND M. WELLING, Auto-encoding variational Bayes, arXiv preprint arXiv:1312.6114, (2013).
 - [28] T. MÜLLER, B. MCWILLIAMS, F. ROUSSELLE, M. GROSS, AND J. NOVÁK, Neural importance sampling, *ACM Transactions on Graphics (ToG)*, 38 (2019), pp. 1–19.
 - [29] G. PAPAMAKARIOS, T. PAVLAKOU, AND I. MURRAY, Masked autoregressive flow for density estimation, *Advances in neural information processing systems*, 30 (2017).
 - [30] M. RAISSI, P. PERDIKARIS, AND G. E. KARNIADAKIS, Physics-informed neural networks: A deep learning framework for solving forward and inverse problems involving nonlinear partial differential equations, *Journal of Computational Physics*, 378 (2019), pp. 686–707.
 - [31] F. SANTAMBROGIO, Optimal transport for applied mathematicians, Birkhäuser, NY, 55 (2015), p. 94.
 - [32] S. C. SCHWARTZ, Estimation of probability density by an orthogonal series, *The Annals of Mathematical Statistics*, (1967), pp. 1261–1265.
 - [33] D. W. SCOTT, On optimal and data-based histograms, *Biometrika*, 66 (1979), pp. 605–610.
 - [34] H. SHENG AND C. YANG, PFNN: A penalty-free neural network method for solving a class of second-order boundary-value problems on complex geometries, *Journal of Computational Physics*, 428 (2021), p. 110085.

- [35] H. SHENG AND C. YANG, PFNN-2: A domain decomposed penalty-free neural network method for solving partial differential equations, arXiv preprint arXiv:2205.00593, (2022).
- [36] B. W. SILVERMAN, Density estimation for statistics and data analysis, Routledge, 2018.
- [37] K. TANG, X. WAN, AND Q. LIAO, Deep density estimation via invertible block-triangular mapping, Theoretical and Applied Mechanics Letters, 10 (2020), pp. 143–148.
- [38] K. TANG, X. WAN, AND Q. LIAO, Adaptive deep density approximation for fokker-planck equations, Journal of Computational Physics, 457 (2022), p. 111080.
- [39] K. TANG, X. WAN, AND C. YANG, DAS-PINNs: A deep adaptive sampling method for solving high-dimensional partial differential equations, Journal of Computational Physics, 476 (2023), p. 111868.
- [40] T. TESHIMA, I. ISHIKAWA, K. TOJO, K. OONO, M. IKEDA, AND M. SUGIYAMA, Coupling-based invertible neural networks are universal diffeomorphism approximators, Advances in Neural Information Processing Systems, 33 (2020), pp. 3362–3373.
- [41] X. WAN AND K. TANG, Augmented krnet for density estimation and approximation, arXiv preprint arXiv:2105.12866, (2021).
- [42] X. WAN AND S. WEI, VAE-KRnet and its applications to variational bayes, arXiv preprint arXiv:2006.16431, (2020).
- [43] S. WANG AND Y. MARZOUK, On minimax density estimation via measure transport, arXiv preprint arXiv:2207.10231, (2022).
- [44] L. YANG, D. ZHANG, AND G. E. KARNIADAKIS, Physics-informed generative adversarial networks for stochastic differential equations, SIAM Journal on Scientific Computing, 42 (2020), pp. A292–A317.
- [45] Y. YANG AND P. PERDIKARIS, Adversarial uncertainty quantification in physics-informed neural networks, Journal of Computational Physics, 394 (2019), pp. 136–152.
- [46] C. YEN-CHI, A tutorial on kernel density estimation and recent advances, Biostatistics & Epidemiology, 1 (2017), pp. 161–187.
- [47] B. YU ET AL., The deep Ritz method: a deep learning-based numerical algorithm for solving variational problems, Communications in Mathematics and Statistics, 6 (2018), pp. 1–12.
- [48] Y. ZANG, G. BAO, Y. XIAOJING, AND H. ZHOU, Weak adversarial networks for high-dimensional partial differential equations, Journal of Computational Physics, 411 (2020), p. 109409.
- [49] J. ZECH AND Y. MARZOUK, Sparse approximation of triangular transports, part I: The finite-dimensional case, Constructive Approximation, 55 (2022), pp. 919–986.
- [50] J. ZECH AND Y. MARZOUK, Sparse approximation of triangular transports, part II: The infinite-dimensional case, Constructive Approximation, 55 (2022), pp. 987–1036.
- [51] L. ZENG, X. WAN, AND T. ZHOU, Adaptive deep density approximation for fractional fokker-planck equations, Journal of Scientific Computing, 97 (2023), p. 68.
- [52] L. ZENG, X. WAN, AND T. ZHOU, A universal approximation theorem for bounded normalizing flows, to be submitted, (2024).