

Interpretability at Scale: Identifying Causal Mechanisms in Alpaca

Zhengxuan Wu,^{*} Atticus Geiger,^{*} Christopher Potts, and Noah D. Goodman

Stanford University
{wuzhengx, atticusg, cgpotts, ngoodman}@stanford.edu

Abstract

Obtaining human-interpretable explanations of large, general-purpose language models is an urgent goal for AI safety. However, it is just as important that our interpretability methods are faithful to the causal dynamics underlying model behavior and able to robustly generalize to unseen inputs. Distributed Alignment Search (DAS) [23] is a powerful gradient descent method grounded in a theory of causal abstraction that uncovered perfect alignments between interpretable symbolic algorithms and small deep learning models fine-tuned for specific tasks. In the present paper, we scale DAS significantly by replacing the remaining brute-force search steps with learned parameters – an approach we call Boundless DAS. This enables us to efficiently search for interpretable causal structure in large language models while they follow instructions. We apply Boundless DAS to the Alpaca model (7B parameters), which, off the shelf, solves a simple numerical reasoning problem. With Boundless DAS, we discover that Alpaca does this by implementing a causal model with two interpretable boolean variables. Furthermore, we find that the alignment of neural representations with these variables is robust to changes in inputs and instructions. These findings mark a first step toward deeply understanding the inner-workings of our largest and most widely deployed language models.

1 Introduction

Present-day large language models (LLMs) display remarkable behaviors: they appear to solve coding tasks, translate between languages, engage in open-ended dialogue, and much more. As a result, their societal impact is rapidly growing, as they make their way into products, services, and people’s own daily tasks. In this context, it is vital that we move beyond behavioral evaluation to deeply explain, in human-interpretable terms, the internal processes of these models; an initial step in auditing them for safety, trustworthiness, and pernicious social biases.

The theory of causal abstraction [5,22] provides a generic framework for representing interpretability methods that faithfully assess the degree to which a complex causal system (e.g., a neural network) implements an interpretable causal system (e.g., a symbolic algorithm). Where the answer is positive, we move closer to having guarantees about how the model will behave. However, thus far, such interpretability methods have been applied only to small models fine-tuned for specific tasks [19,20,28,7] and this is arguably not an accident: the space of alignments between the variables in the hypothesized causal model and the representations in the neural network becomes exponentially larger as models increase in size. When a good alignment is found, one has specific formal guarantees. Where no alignment is found, it could easily be a failure of the alignment search algorithm.

Distributed Alignment Search (DAS) [23] marks real progress on this problem. DAS opens the door to (1) discovering structure spread across neurons and (2) using gradient descent to learn an alignment

^{*}Equal contribution.

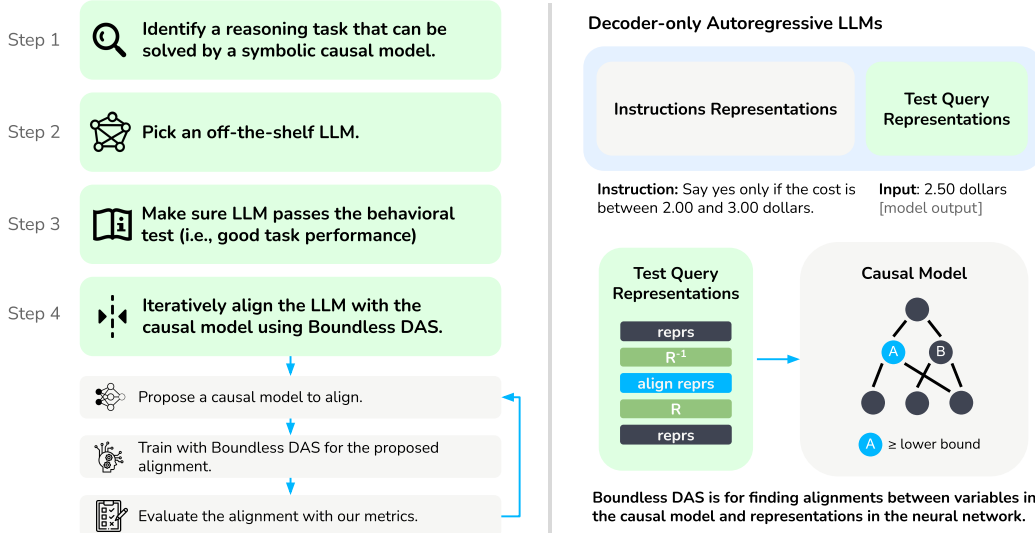


Figure 1: Our pipeline for scaling causal explainability to LLMs with billions of parameters.

between distributed neural representations and causal variables. However, DAS still requires a brute-force search over the dimensionality of neural representations, hindering its use at scale.

In this paper, we introduce Boundless DAS which replaces the remaining brute-force aspect of DAS with learned parameters, truly enabling explainability at scale. We use Boundless DAS to study how Alpaca (7B) [46], an off-the-shelf instruct-tuned LLaMA model, follows basic instructions in a simple numerical reasoning task. Figure 1 summarizes the approach. We find that Alpaca achieves near-perfect task performance *because* it implements a simple algorithm with interpretable variables. In further experiments, we show that Alpaca uses this simple algorithm across a wide range of contexts and variations on the task. These findings mark a first step toward deeply understanding the inner-workings of our largest and most widely deployed language models.²

2 Related Work

Interpretability Many methods have been developed in an attempt to explain and understand deep learning models. These methods include analyzing learned weights [12,1,13], gradient-based methods [44,43,60,45,51,6], probing [14,47,24,41,12,32,8,39], self-generated model explanations [27], and training external explainers based on model behaviors [38,31]. However, these methods rely only on observational measurements of behavior and internal neural representations. Such explanations are not guaranteed to be faithful to the underlying causal mechanisms of the target models [29,20,49,53].

Causal Abstraction The theory of *causal abstraction* [40,4,5] offers a unifying mathematical framework for interpretability methods aiming to uncover interpretable causal mechanisms in deep learning models [19,28,20,58,54,23] and training methods for inducing such interpretable mechanisms [21,59,58,25]. Causal abstraction [22] can represent many existing interpretability methods, including iterative nullspace projection [37,15,30], causal mediation analysis [50,33], and causal effect estimation [18,16,2]. In particular, causal abstraction grounds the research program of *mechanistic interpretability*, which aims to reverse engineer deep learning models by determining the algorithm or computation underlying their intelligent behavior [34,17,35,7,54]. To the best of our knowledge, there is no prior work that scales these methods to large, general-purpose LLMs.

Training LLMs to Follow Instructions Instruction-based fine-tuning of LLMs can greatly enhance their capacity to follow natural language instructions [10,36]. In parallel, this ability can also be induced into the model by fine-tuning base models with hundreds of specific tasks [56,11]. Recently, Wang et al. [55] show that the process of creating fine-tuning data for instruction following models can partly be done by the target LLM itself (“self-instruct”). Such datasets have led to many

²Our code is available publicly at <https://github.com/frankaging/align-transformers>

recent successes in lightweight fine-tuning of ChatGPT-like instruction following models such as Alpaca [46], instruct-tuned LLaMA [48], StableLM [3], Vicuna [9], and GPT-J [52]. Our goal is to scale methods from causal abstraction to understand *how* these models follow a particular instruction.

3 Methods

3.1 Background on Causal Abstraction

Causal Models We represent black box networks and interpretable algorithms using causal models that consist of *variables* that take on *values* according to *causal mechanisms*. An *intervention* is an operation that edits some of the causal mechanisms in a model. We denote the output of a causal model \mathcal{M} provided an input \mathbf{x} as $\mathcal{M}(\mathbf{x})$.

Interchange Intervention Begin with a causal model \mathcal{M} with input variables \mathbf{S} , *base* input \mathbf{b} , *source* input settings $\{\mathbf{s}_j\}_1^k$, and disjoint sets of target variables $\{\mathbf{Z}_j\}_1^k$. An *interchange intervention* yields a new model $\text{INTINV}(\mathcal{M}, \{\mathbf{s}_j\}_1^k, \{\mathbf{Z}_j\}_1^k)$ which is identical to \mathcal{M} except the values for each set of target variables \mathbf{Z}_j are fixed to be the value they would have taken for source input \mathbf{s}_j . We then denote the output for the base input with $\text{INTINV}(\mathcal{M}, \{\mathbf{s}_j\}_1^k, \{\mathbf{Z}_j\}_1^k)(\mathbf{b})$.

Distributed Interchange Intervention Let \mathbf{N} be a subset of variables in \mathcal{M} , the *target variables*. Let \mathbf{Y} be a vector space with orthogonal subspaces $\{\mathbf{Y}_j\}_1^k$. Let \mathbf{R} be an invertible function $\mathbf{R} : \mathbf{N} \rightarrow \mathbf{Y}$. Write $\text{Proj}_{\mathbf{Z}}$ for the orthogonal projection operator of a vector in \mathbf{Y} onto subspace \mathbf{Z} . A *distributed interchange intervention* yields a new model $\text{DII}(\mathcal{M}, \mathbf{R}, \{\mathbf{s}_j\}_1^k, \{\mathbf{Y}_j\}_1^k)$ which is identical to \mathcal{M} except the causal mechanisms have been rewritten such that each subspace \mathbf{Y}_j is fixed to be the value it would take for source input \mathbf{s}_j .³ Specifically, the causal mechanism for \mathbf{N} is set to be

$$F_{\mathbf{N}}^*(\mathbf{v}) = \mathbf{R}^{-1} \left(\text{Proj}_{\mathbf{Y}_0} \left(\mathbf{R}(F_{\mathbf{N}}(\mathbf{v})) \right) + \sum_{j=1}^k \text{Proj}_{\mathbf{Y}_j} \left(\mathbf{R}(F_{\mathbf{N}}(\mathcal{M}(\mathbf{s}_j))) \right) \right) \quad (1)$$

where $\mathbf{Y}_0 = \mathbf{Y} \setminus \bigoplus_{j=1}^k \mathbf{Y}_j$.

We then denote the output for the base input as $\text{DII}(\mathcal{M}, \mathbf{R}, \{\mathbf{s}_j\}_1^k, \{\mathbf{Y}_j\}_0^k)(\mathbf{b})$.

Causal Abstraction and Alignment We are licensed to claim an algorithm \mathcal{A} is a faithful interpretation of the network \mathcal{N} if the causal mechanisms of the variables in the algorithm *abstract* the causal mechanisms of neural representations relative to a particular *alignment*. For our purposes, each variable of a high-level model is aligned with a linear subspace in the vector space formed by rotating a neural representation with an orthogonal matrix. An alignment and task input–output behavior together define a partial function τ that translates low-level variable settings to high-level variable settings.

Approximate Causal Abstraction Interchange intervention accuracy (IIA) is a graded measure of abstraction that computes the proportion of aligned interchange interventions on the algorithm and neural network that have the same output. The IIA for an alignment (τ, Π) of high-level variables X_j to orthogonal subspace \mathbf{Y}_j between an algorithm \mathcal{A} and network \mathcal{N} is

$$\frac{1}{|\text{Inputs}|^{k+1}} \sum_{\mathbf{b}, \mathbf{s}_1, \dots, \mathbf{s}_k \in \text{Inputs}_L} \left[\text{DII}(\mathcal{N}, \mathbf{R}^\theta, \{\mathbf{s}_j\}_1^k, \{\mathbf{Y}_j\}_1^k)(\mathbf{b}) = \text{INTINV}(\mathcal{A}, \{\tau(\mathbf{s}_j)\}_1^k, \{X_j\}_1^k)(\tau(\mathbf{b})) \right] \quad (2)$$

3.2 Boundless Distributed Alignment Search

Distributed alignment search (DAS) is a method for learning an alignment between interpretable causal variables of a model \mathcal{C} and fixed dimensionality linear subspaces of neural representations in a network \mathcal{N} using gradient descent [23] as shown in Figure 3. Specifically, an orthogonal matrix

³Previous work often focusses on zeroing-out representations or substituting with mean values [33,54], rather than the more general interchange operation.

$\mathbf{R} : \mathbf{N} \rightarrow \mathbf{Y}$ is trained to maximize interchange intervention accuracy under an alignment from each variable X_j to fixed dimensionality linear subspaces \mathbf{Y}_j of the rotated vector space.

Boundless DAS is our extension of DAS that learns the dimensionality of the orthogonal linear subspaces in an d dimensional vector space \mathbf{Y} using a method inspired by work in neural PDE [57]. Specifically, for each high-level variable X_j , we introduce a learnable continuous *boundary index* parameter b_j that can take on a value between 0 and d , where $b_0 = 0$, $b_j < b_{j+1}$, and $b_j < d$ for all j . The boundary mask \mathbf{M}_j for the source is a vector with d values between 0 and 1 where the k -th element of the array is defined to be

$$(\mathbf{M}_j)_k = \text{sigmoid}\left(\frac{k - b_j}{\beta}\right) * \text{sigmoid}\left(\frac{b_{j+1} - k}{\beta}\right) \quad (3)$$

where β is a temperature that we anneal through training. As β approaches 0, the masks \mathbf{M}_j converge to binary-valued vectors that together encode an orthogonal decomposition of \mathbf{Y} . For simplicity, we restrict each b_j to be a multiple of b_{j-1} with a factor of 2.

Weighted Distributed Interchange Intervention Let \mathbf{N} be a subset of variables in \mathcal{M} , the *target variables*. Let \mathbf{Y} be a vector space with d dimensions and let $\{\mathbf{M}_j\}_1^k$ vectors in $[0, 1]^d$. Let $\mathbf{R} : \mathbf{N} \rightarrow \mathbf{Y}$ be an invertible transformation. A *weighted distributed interchange intervention* yields a new model $\text{SOFTDII}(\mathcal{M}, \mathbf{R}, \{\mathbf{s}_j\}_1^k, \{\mathbf{M}_j\}_1^k)$ which is identical to \mathcal{M} except the causal mechanisms have been rewritten such that each source input \mathbf{s}_j contributes to the setting of \mathbf{Y} in proportion to its mask \mathbf{M}_j . Specifically, the causal mechanism for \mathbf{N} is set to be

$$F_{\mathbf{N}}^*(\mathbf{v}) = \mathbf{R}^{-1}\left(\left(1 - \sum_{j=1}^k \mathbf{M}_j\right) \circ \mathbf{R}(F_{\mathbf{N}}(\mathbf{v})) + \sum_{j=1}^k \left(\mathbf{M}_j \circ \mathbf{R}(F_{\mathbf{N}}(\mathcal{M}(\mathbf{s}_j)))\right)\right) \quad (4)$$

where \circ is element wise multiplication and $\mathbf{1}$ is a d dimensional vector where each element is 1. We then denote the output for the base input as $\text{SOFTDII}(\mathcal{M}, \mathbf{R}, \{\mathbf{s}_j\}_1^k, \{\mathbf{M}_j\}_1^k)(\mathbf{b})$.

Boundless DAS Given a base input \mathbf{b} and source inputs $\{\mathbf{s}_j\}_1^k$, we minimize the following objective to learn a rotation matrix \mathbf{R}^θ and masks $\{\mathbf{M}_j^\theta\}_1^k$

$$\sum_{\mathbf{b}, \mathbf{s}_1, \dots, \mathbf{s}_k \in \text{Inputs}_{\mathcal{L}}} \text{CE}\left(\text{SOFTDII}(\mathcal{N}, \mathbf{R}^\theta, \{\mathbf{s}_j\}_1^k, \{\mathbf{M}_j^\theta\}_1^k)(\mathbf{b}), \text{INTINV}(\mathcal{A}, \{\tau(\mathbf{s}_j)\}_1^k, \{X_j\}_1^k)(\tau(\mathbf{b}))\right) \quad (5)$$

where CE is the cross entropy loss. We anneal β throughout training and our weighted interchange interventions become more and more similar to unweighted interchange interventions. During evaluation we snap the masks to be binary-valued to create an orthogonal decomposition of \mathbf{Y} where each high-level variable X_j is aligned with a linear subspace of \mathbf{Y} picked out by the mask \mathbf{M}_j , with the residual (unaligned) subspace being picked out by the mask $(\mathbf{1} - \sum_{j=1}^k \mathbf{M}_j)$.

4 Experiment

4.1 Price Tagging

We follow the approach in Fig. 1 by first assessing the ability of Alpaca to execute specific actions based on the instructions provided in input. Formally, the input to the model \mathcal{M} is given an instruction t_i (e.g., “correct the spelling of the word:”) followed by a test query input x_i (e.g., “aple”). We use $\mathcal{M}(t_i, x_i)$ to depict the model generation y_p given the instruction and the test query input. We can evaluate model performance by comparing y_p with the gold label y . We focus on tasks with high model performance, to ensure that we have a known behavioral pattern to explain.

The instruction prompt of the Price Tagging game follows the publicly released template of the Alpaca (7B) model. The core instruction contains an the English sentence:

Please say yes only if it costs between [X.XX] and [X.XX] dollars, otherwise no.

followed by an input dollar amount [X.XX], where [X.XX] are random continuous real numbers drawn with a uniform distribution from [0.00, 9.99]. The output is a single token ‘Yes’ or ‘No’.

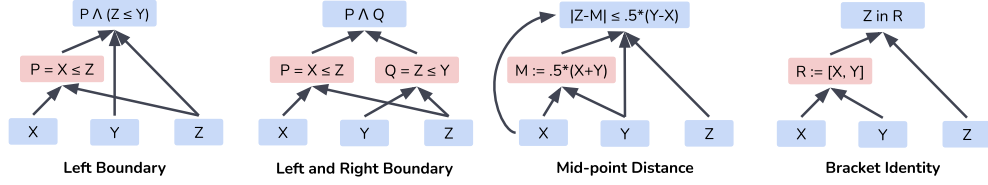


Figure 2: Four proposed high-level causal models for how Alpaca solves the price tagging task. Intermediate variables are in red. All these models perfectly solve the task.

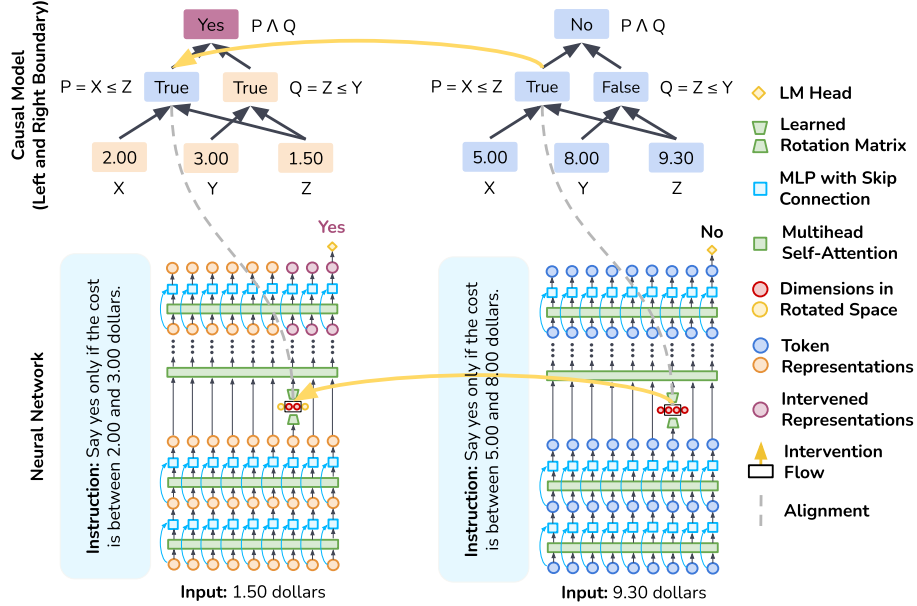


Figure 3: Aligned distributed interchange interventions performed on the Alpaca model that is instructed to solve our Price Tagging game. It aligns the boolean variable representing whether the input amount is higher than the lower bound in the causal model. To train Boundless DAS, we sample two training examples and then swap the intermediate boolean value between them to produce a counterfactual output using our causal model. In parallel, we swap the aligned dimensions of the neural representations in rotated space. Lastly, we update our rotation matrix such that our neural network has a more similar counterfactual behavior to the causal model.

For instance, if the core instruction says *Please say yes only if it costs between [1.30] and [8.55] dollars, otherwise no.*, the answer would be “Yes” if the input amount is “3.50 dollars” and “No” if the input is “9.50 dollars”. We restrict the absolute difference between the lower bound and the upper bound to be [2.50, 7.50] due to model errors outside these values – again we need behavior to explain.

4.2 Hypothesized Causal Models

As shown in Figure 2, we have identified a set of human-interpretable high-level causal models, with alignable intermediate causal variables, that would solve this task with 100% performance:

- **Left Boundary:** This model has one high-level boolean variable representing whether the input amount is higher than the lower bound, and an output node incorporating whether the input amount is also lower than the high bound.
- **Left and Right Boundary:** The previous model is sub-optimal in only abstracting one of the boundaries. In this model, we have two high-level boolean variables representing whether the input amount is higher than the lower bound and lower than the higher bound. We take a conjunction of these boolean variables to predict the output.

- **Mid-point Distance:** We calculate the mid-point of the lower and upper bounds (e.g., the mid-point of “3.50” and “8.50” is “6.00”), and then we take the absolute distance between the input dollar amount and the mid-point as a . We then calculate one-half of the bounding bracket length (e.g., the bracket length for “3.50” and “8.50” is “5.00”) as b . We predict output “Yes” if $a \leq b$, otherwise “No”. We align only with the mid-point variable.
- **Bracket Identity:** This model represents the lower and upper bound in a single interval variable and passes this information to the output node. We predict the output as “Yes” if the input amount within the interval, otherwise “No”.

Model Architecture Our target model is the Alpaca (7B) [46], an off-the-shelf instruct-tuned LLaMA model. It is a Transformer-based decoder-only autoregressive trained language model with 32 layers and 32 attention heads. It has a hidden dimension in size of 4096, which is also the dimension of our rotation matrix which is applied for each token representation. In total, the rotation matrix contains 16.8M parameters and has size 4096×4096 .

Alignment Process We separately train Boundless DAS with test query input token representations (i.e., starting from the token of the first input digit till the last token in the prompt) in a set of selected 7 layers: $\{0, 5, 10, 15, 20, 25, 30\}$. We also train Boundless DAS on the token before the first digit as a control condition where nothing should be expected to be aligned. Instead of interchanging with multiple source input settings $\{s_j\}_1^k$ at the same time, we interchange with a single source at a time for simplicity, while allowing multiple causal variables to be aligned across examples. We run each experiment with three distinct random seeds. Since the global optimum of the Boundless DAS objective corresponds to the best attainable alignment, but SGD may be trapped by local optima, we report the best-performing seed in terms of IIA. Figure 3 provides an overview of these analyses.

Evaluation Metric To evaluate models, we use Interchange Intervention Accuracy (IIA) as defined in Eqn. 2. IIA is bounded between 0.0 and 1.0. For most of the experiments, the lower bound of IIA is at the chance (0.5) given the distribution of our output labels. IIA can occasionally go above the model’s task performance, when the interchange interventions puts the model in a better state, but for the most part IIA is constrained by task accuracy.

4.3 Boundless DAS Results

Figure 4 shows our main results, given in terms of IIA across our four hypothesized algorithmic models (Figure 2). The results show very clearly that ‘Left Boundary’ and ‘Left and Right Boundary’ (top panels) are highly accurate hypotheses about how Alpaca solves the task. For them, IIA is at or above task performance (0.84), and intermediate variable representations are localized in systematically arranged positions. By contrast, ‘Mid-point Distance’ and ‘Bracket Identity’ (bottom panels) are inaccurate hypotheses about Alpaca’s processing, with IIA peaking at around 0.72.

These findings suggest that, when solving our reasoning task, Alpaca internally follows our first two high-level models by representing causal variables that align with boundary checks for both left and right boundaries. Interestingly, heatmaps on the top two rows also show a pattern of higher scores around the bottom left and upper right and close to zero scores in other positions. This is significantly different from the other two alignments where, although some positions are highlighted (e.g., the representations for the last token), all the positions receive non-zero scores. In short, the accurate hypotheses correspond to highly structured IIA patterns, and the inaccurate ones do not.

Additionally, alignments are better when the model post-processes the query input with 1–2 additional steps: accuracy is higher at position 75 compared to all previous positions. Surprisingly, there exist *bridging tokens* (positions 76–79) where accuracy suddenly drops compared to earlier tokens, which suggests that these representations have weaker causal effects on the model output. In other words, boundary-check variables are fully extracted around position 75, level 10, and are later copied into activations for the final token before responding. By comparing the heatmaps on the top row, our findings suggest that aligning multiple variables at the same time poses a harder alignment process, in that it lowers scores slightly across multiple positions.

4.4 Interchange Interventions with (In-)Correct Inputs

IIA is highly constrained by task performance, and thus we expect it to be much lower for inputs that the model gets wrong. To verify this, we constructed an evaluation set containing 1K examples that

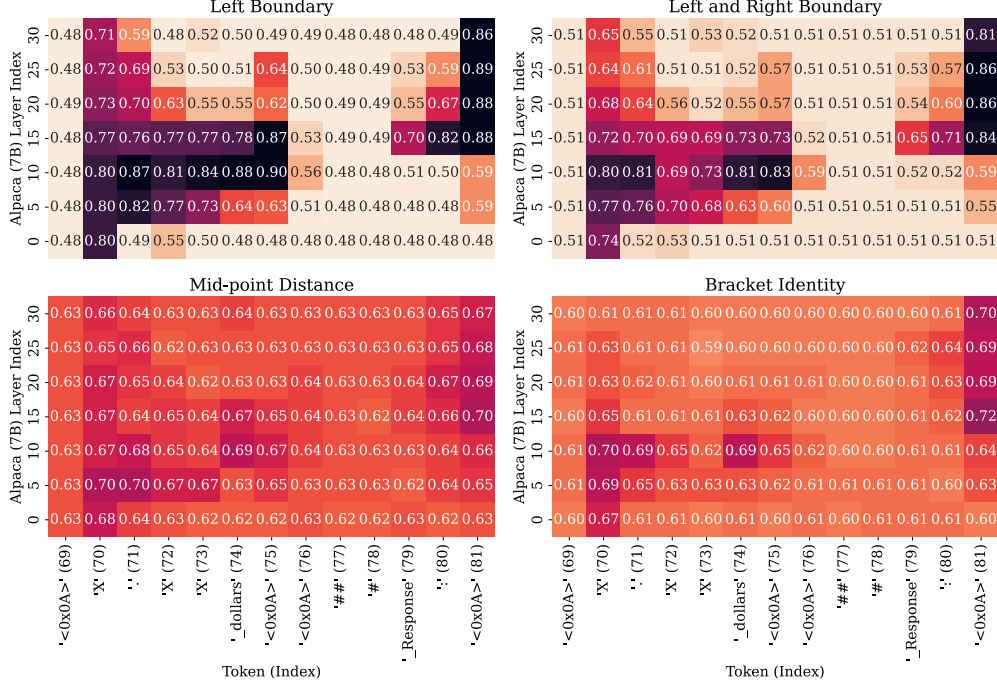


Figure 4: Interchange Intervention Accuracy (IIA) for four different alignment proposals. The Alpaca model achieves 85% task accuracy. The higher the number is, the more faithful the alignment is. We color each cell by scaling IIA using the model’s task performance as the upper bound and a dummy classifier (predicting the most frequent label) as the lower bound. These results indicate that the top two are highly accurate hypotheses about how Alpaca solves the task, whereas the bottom two are inaccurate in this sense.

the model gets wrong and evaluated our ‘Left and Right Boundary’ hypothesis on this subset. Table 1 reports these results in terms of max IIA and the correlation of the IIA values with those obtained in our main experiments. As expected, IIA drops significantly. However, two things stand out: IIA is far above task performance (which is 0.0 by design now), and the correlation with the original IIA map remains high. These findings suggest that the model is using the same internal mechanisms to process these cases, and so it is likely that it is narrowly missing the correct output predictions.

We also expect IIA to be higher if we focus only on cases that the model gets correct. Table 1 confirms this expectation using ‘Left and Right Boundary’ as representative. IIA_{\max} is improved from 0.86 to 0.88, and the correlation with the main results is essentially perfect.

Full heatmaps for these analyses are given in Appendix A.4.

4.5 Do Alignments Robustly Generalize to Unseen Instructions and Inputs?

One might worry that our positive results are highly dependent on the specific input–output pairs we have chosen. We now seek to address this concern by asking whether the causal roles (i.e., alignments) found using Boundless DAS in one setting are preserved in new settings. This is crucial, as it tells how robustly the causal model is realized in the neural network.

Generalizing Across Two Different Instructions Here, we assess whether the learned alignments for the ‘Left Boundary’ causal model transfer between different specific price brackets in the instruction. To do this, we retrain Boundless DAS for the high-level model with a fixed instruction that says “between 5.49 dollars and 8.49 dollars”. Then, we fix the learned rotation matrix and evaluate with another instruction that says “between 2.51 dollars and 5.51 dollars”. For both, Alpaca is successful at the task, with around 94% accuracy. Our hypothesis is that if the found alignment of the high-level variable is robust, it should transfer between these two settings, as the aligning variable is a boolean-type variable which is potentially agnostic to the specific comparison price.

Experiment	Task Acc.	IIA _{max}	Correlation	Variance ($\times 10^{-2}$)
Left Boundary (♣)	0.85	0.90	1.00	2.01
Left and Right Boundary (♥)	0.85	0.86	1.00	1.14
Mid-point Distance	0.85	0.70	1.00	0.04
Bracket Identity	0.85	0.72	1.00	0.08
Correct Only	1.00 [†]	0.88	0.99 (♥)	1.47
Incorrect Only	0.00 [†]	0.71	0.84 (♥)	0.36
New Bracket (Seen)	0.94	0.94	0.97 (♣)	3.02
New Bracket (Unseen)	0.95	0.95	0.94 (♣)	1.66
Irrelevant Context (1)	0.84	0.83	0.97 (♥)	0.94
Irrelevant Context (2)	0.84	0.85	0.98 (♥)	1.04
Sibling Instructions	0.84	0.83	0.87 (♥)	0.93
+ <i>exclude</i> top right	0.84	0.83	0.92 (♥)	0.95

Table 1: Summary results for all experiments with task performance as accuracy (range $[0, 1]$), maximal interchange intervention accuracy (IIA) (range $[0, 1]$) across all positions and layers, Pearson correlations of IIA between two distributions (compared to ♣ or ♥; range $[-1, 1]$), and variance of IIA within a single experiment across all positions and layers. [†]This is empirical task performance on the evaluation dataset for this experiment.

Table 1 gives our findings in the ‘New Bracket’ rows. Boundless DAS is able to find a good alignment for the training bracket with an IIA_{max} that is about the same as the task performance at 94%. For our unseen bracket, the alignments also hold up extremely well, with no drop in IIA_{max}. For both cases, the found alignments also highly correlate with the counterpart of our main experiment.

Generalizing with Inserted Context Recent work has shown that language models are sensitive to irrelevant context [42]. To address this concern, we add prefix strings to the input instructions and evaluate how ‘Left and Right Boundary’ alignment transfers. Our ‘Irrelevant Context’ prefixes are the short string “Price Tagging game!” and the longer string “Fruitarian Frogs May Be Doing Flowers a Favor” (from New York Times April 28, 2023, the first post title in the ‘America’ column). For both cases, the model achieves 84% task performance, which is slightly lower than the average task performance. Nonetheless, the results in Table 1 suggest the found alignments transfer surprisingly well here, with only 1% drop in IIA_{max}. Meanwhile, the IIA distribution across positions and layers is highly correlated with our base experiment. Thus, our method seems to identify causal structure that is robust to changes in irrelevant task details *and* position in the input string.

Generalizing to Modified Outputs We further test whether the alignments found for instruction with a template “Say yes . . . , otherwise no” can generalize to a new instruction with a template “Say True . . . , otherwise False”. If there are indeed latent representations of our aligning causal variables, the found alignments should persist and should be agnostic to the output format.

Table 1 shows that this holds: the learned alignments actually transfer across these two sibling instructions, with a minimum 1% drop in IIA_{max}. In addition, the correlation increases 6% when excluding the top right corner (top 3 layers in the last position), as seen in the final row of the table. This result is further substantiated in Appendix A.4, where we see that IIA drops near the top right. This indicates a late fusion of output classes and working representations, leading to different computations for the new instruction only close to the output.

4.6 Boundary Learning Dynamics

Boundless DAS automatically learns the intervention site boundaries (Section 3.2). It is important to confirm that we do not give up alignment accuracy by optimizing boundaries, and to explore the dimensionality actually needed to represent the abstract variables. We sample 100 experiment runs from our experiment pool and create two groups: (1) the aligned group where the boundary does not shrink to 0 at the end of the training; (2) the unaligned group where the boundary does shrink to 0 at the end of the training. The unaligned group is for those instances where there is no significant causal role of representations found by our method. We plot how boundary width and in-training evaluation IIA vary throughout training. Figure 5 shows that the width for aligned cases shrink to 10–20% of one-half of the representation space for a single aligning variable. IIA performance converges quickly

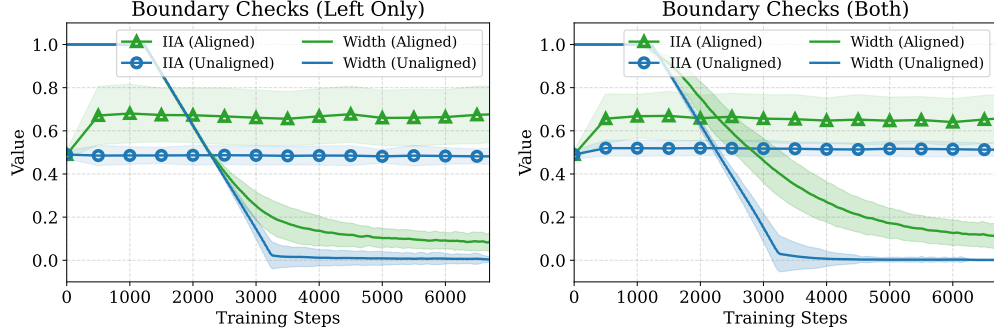


Figure 5: Learned boundary width for intervention site and in-training evaluation interchange intervention accuracy (IIA) for two groups of data: (1) aligned group where the boundary does not shrink to 0 at the end of the training; (2) unaligned group where the boundary does shrink to 0 at the end of the training. 1 on the y-axis means either 100% accuracy for IIA, or the variable is occupying half of the hidden representation for the boundary width.

for aligned cases and, crucially, maintains stable performance despite shrinking dimensionality. This suggests that only a small fraction of the whole representation space is needed for aligning a causal variable, and that these representations can be efficiently identified by Boundless DAS.

5 Analytic Strengths and Limitations

Explanation methods for AI should be judged by the degree to which they can, in principle, identify models’ true internal causal mechanisms. If we reach 100% IIA for a high-level model using Boundless DAS we can assert that we have positively identified a correct causal structure in the model (though perhaps not the only correct abstraction). This follows directly from the formal results of Geiger et al. [22]. On the other hand, failure to find causal structure with Boundless DAS is not a proof that such structure is missing, for two reasons. First, Boundless DAS explores a very flexible and large hypothesis space, but it is not completely exhaustive. For instance a set of variables represented in a highly non-linear way might be missed. Second, we are limited by the space of causal models we think to test ourselves.

For models where task accuracy is below 100%, it is still possible for IIA to reach 100% if the high-level causal model *explains errors* of the low-level model. However, in cases like those studied here where our high-level model matches the idealized task but our language model does not completely do so, we expect Boundless DAS to find only partial support for causal structure even if we have identified the ideal set of hypotheses and searched optimally. This too follows from the results of Geiger et al. [22]. However, as we have seen in the results above, Boundless DAS can find structure even where the model’s task performance is low, since task performance can be shaped by factors like a suboptimal generation method or the rigidity of the assessment metric. Future work must tighten this connection by modeling errors of the language model in more detail.

6 Conclusion

We introduce Boundless DAS, a novel and effective method for scaling alignment search of causal structure in LLMs to billions of parameters. Using Boundless DAS, we find that Alpaca, off-the-shelf, solves a simple numerical reasoning problem in a human-interpretable way. Additionally, we address one of the main concerns around interpretability tools developed for LLMs – whether found alignments generalize across different settings. We rigorously study this by evaluating found alignments under several changes to inputs and instructions. Our findings indicate robust and interpretable algorithmic structure. Our framework is generic for any LLMs and is released to the public. We hope that this marks a step forward in terms of understanding the internal causal mechanisms behind the massive LLMs that are at the center of so much work in AI.

7 Acknowledgements

We thank Alex Tamkin, John Hewitt, Jing Huang, and other members of the Stanford NLP group for useful discussion. This research is supported in part by faculty research awards to CP from Amazon, Meta AI, and the Stanford Institute for Human-Centered Artificial Intelligence (HAI).

References

- [1] Samira Abnar and Willem Zuidema. Quantifying attention flow in transformers. In *Proceedings of the 58th Annual Meeting of the Association for Computational Linguistics*, pages 4190–4197, Online, July 2020. Association for Computational Linguistics. doi: 10.18653/v1/2020.acl-main.385. URL <https://aclanthology.org/2020.acl-main.385>.
- [2] Eldar D Abraham, Karel D’Oosterlinck, Amir Feder, Yair Gat, Atticus Geiger, Christopher Potts, Roi Reichart, and Zhengxuan Wu. Cebab: Estimating the causal effects of real-world concepts on nlp model behavior. *Advances in Neural Information Processing Systems*, 35: 17582–17596, 2022.
- [3] Alex Andonian, Quentin Anthony, Stella Biderman, Sid Black, Preetham Gali, Leo Gao, Eric Hallahan, Josh Levy-Kramer, Connor Leahy, Lucas Nestler, Kip Parker, Michael Pieler, Shivanshu Purohit, Tri Songz, Wang Phil, and Samuel Weinbach. GPT-NeoX: Large Scale Autoregressive Language Modeling in PyTorch, 8 2021. URL <https://www.github.com/eleutherai/gpt-neox>.
- [4] Sander Beckers and Joseph Halpern. Abstracting causal models. In *AAAI Conference on Artificial Intelligence*, 2019.
- [5] Sander Beckers, Frederick Eberhardt, and Joseph Y. Halpern. Approximate causal abstractions. In *Proceedings of The 35th Uncertainty in Artificial Intelligence Conference*, 2019.
- [6] Yonatan Belinkov and James R. Glass. Analysis methods in neural language processing: A survey. *Trans. Assoc. Comput. Linguistics*, 7:49–72, 2019. doi: 10.1162/tac1_a_00254. URL https://doi.org/10.1162/tac1_a_00254.
- [7] Lawrence Chan, Adrià Garriga-Alonso, Nicholas Goldowsky-Dill, Ryan Greenblatt, Jenny Nitishinskaya, Ansh Radhakrishnan, Buck Shlegeris, and Nate Thomas. Causal scrubbing: a method for rigorously testing interpretability hypotheses, 2022.
- [8] Ethan A. Chi, John Hewitt, and Christopher D. Manning. Finding universal grammatical relations in multilingual BERT. In *Proceedings of the 58th Annual Meeting of the Association for Computational Linguistics*, pages 5564–5577, Online, July 2020. Association for Computational Linguistics. doi: 10.18653/v1/2020.acl-main.493. URL <https://www.aclweb.org/anthology/2020.acl-main.493>.
- [9] Wei-Lin Chiang, Zhuohan Li, Zi Lin, Ying Sheng, Zhanghao Wu, Hao Zhang, Lianmin Zheng, Siyuan Zhuang, Yonghao Zhuang, Joseph E. Gonzalez, Ion Stoica, and Eric P. Xing. Vicuna: An open-source chatbot impressing gpt-4 with 90%* chatgpt quality, March 2023. URL <https://vicuna.lmsys.org>.
- [10] Paul F Christiano, Jan Leike, Tom Brown, Miljan Martic, Shane Legg, and Dario Amodei. Deep reinforcement learning from human preferences. *Advances in neural information processing systems*, 30, 2017.
- [11] Hyung Won Chung, Le Hou, Shayne Longpre, Barret Zoph, Yi Tay, William Fedus, Eric Li, Xuezhi Wang, Mostafa Dehghani, Siddhartha Brahma, et al. Scaling instruction-finetuned language models. *arXiv preprint arXiv:2210.11416*, 2022.
- [12] Kevin Clark, Urvashi Khandelwal, Omer Levy, and Christopher D. Manning. What does BERT look at? an analysis of BERT’s attention. In *Proceedings of the 2019 ACL Workshop BlackboxNLP: Analyzing and Interpreting Neural Networks for NLP*, pages 276–286, Florence, Italy, August 2019. Association for Computational Linguistics. doi: 10.18653/v1/W19-4828. URL <https://aclanthology.org/W19-4828>.

- [13] Andy Coenen, Emily Reif, Ann Yuan, Been Kim, Adam Pearce, Fernanda Viégas, and Martin Wattenberg. Visualizing and measuring the geometry of bert, 2019.
- [14] Alexis Conneau, German Kruszewski, Guillaume Lample, Loïc Barrault, and Marco Baroni. What you can cram into a single $\$ \&! \# *$ vector: Probing sentence embeddings for linguistic properties. In *Proceedings of the 56th Annual Meeting of the Association for Computational Linguistics (Volume 1: Long Papers)*, pages 2126–2136, Melbourne, Australia, July 2018. Association for Computational Linguistics. doi: 10.18653/v1/P18-1198. URL <https://www.aclweb.org/anthology/P18-1198>.
- [15] Yanai Elazar, Shauli Ravfogel, Alon Jacovi, and Yoav Goldberg. Amnesic probing: Behavioral explanation with amnesic counterfactuals. In *Proceedings of the 2020 EMNLP Workshop BlackboxNLP: Analyzing and Interpreting Neural Networks for NLP*. Association for Computational Linguistics, November 2020. doi: 10.18653/v1/W18-5426.
- [16] Yanai Elazar, Nora Kassner, Shauli Ravfogel, Amir Feder, Abhilasha Ravichander, Marius Mosbach, Yonatan Belinkov, Hinrich Schütze, and Yoav Goldberg. Measuring causal effects of data statistics on language model’s ‘factual’ predictions. *CoRR*, abs/2207.14251, 2022. doi: 10.48550/arXiv.2207.14251. URL <https://doi.org/10.48550/arXiv.2207.14251>.
- [17] Nelson Elhage, Neel Nanda, Catherine Olsson, Tom Henighan, Nicholas Joseph, Ben Mann, Amanda Askell, Yuntao Bai, Anna Chen, Tom Conerly, Nova DasSarma, Dawn Drain, Deep Ganguli, Zac Hatfield-Dodds, Danny Hernandez, Andy Jones, Jackson Kernion, Liane Lovitt, Kamal Ndousse, Dario Amodei, Tom Brown, Jack Clark, Jared Kaplan, Sam McCandlish, and Chris Olah. A mathematical framework for transformer circuits. *Transformer Circuits Thread*, 2021. <https://transformer-circuits.pub/2021/framework/index.html>.
- [18] Amir Feder, Nadav Oved, Uri Shalit, and Roi Reichart. CausaLM: Causal Model Explanation Through Counterfactual Language Models. *Computational Linguistics*, pages 1–54, 05 2021. ISSN 0891-2017. doi: 10.1162/coli_a_00404. URL https://doi.org/10.1162/coli_a_00404.
- [19] Atticus Geiger, Kyle Richardson, and Christopher Potts. Neural natural language inference models partially embed theories of lexical entailment and negation. In *Proceedings of the Third BlackboxNLP Workshop on Analyzing and Interpreting Neural Networks for NLP*, pages 163–173, Online, November 2020. Association for Computational Linguistics. doi: 10.18653/v1/2020.blackboxnlp-1.16. URL <https://www.aclweb.org/anthology/2020.blackboxnlp-1.16>.
- [20] Atticus Geiger, Hanson Lu, Thomas Icard, and Christopher Potts. Causal abstractions of neural networks. In *Advances in Neural Information Processing Systems*, volume 34, pages 9574–9586, 2021. URL <https://papers.nips.cc/paper/2021/hash/4f5c422f4d49a5a807eda27434231040-Abstract.html>.
- [21] Atticus Geiger, Zhengxuan Wu, Hanson Lu, Josh Rozner, Elisa Kreiss, Thomas Icard, Noah Goodman, and Christopher Potts. Inducing causal structure for interpretable neural networks. In Kamalika Chaudhuri, Stefanie Jegelka, Le Song, Csaba Szepesvari, Gang Niu, and Sivan Sabato, editors, *Proceedings of the 39th International Conference on Machine Learning*, volume 162 of *Proceedings of Machine Learning Research*, pages 7324–7338. PMLR, 17–23 Jul 2022. URL <https://proceedings.mlr.press/v162/geiger22a.html>.
- [22] Atticus Geiger, Christopher Potts, and Thomas Icard. Causal abstraction for faithful model interpretation. Ms., Stanford University, 2023. URL <https://arxiv.org/abs/2301.04709>.
- [23] Atticus Geiger, Zhengxuan Wu, Christopher Potts, Thomas Icard, and Noah D. Goodman. Finding alignments between interpretable causal variables and distributed neural representations. Ms., Stanford University, 2023. URL <https://arxiv.org/abs/2303.02536>.
- [24] John Hewitt and Christopher D Manning. A structural probe for finding syntax in word representations. In *Proceedings of the 2019 Conference of the North American Chapter of the Association for Computational Linguistics: Human Language Technologies, Volume 1 (Long and Short Papers)*, pages 4129–4138, 2019.

- [25] Jing Huang, Zhengxuan Wu, Kyle Mahowald, and Christopher Potts. Inducing character-level structure in subword-based language models with Type-level Interchange Intervention Training. Ms., Stanford University and UT Austin, 2022. URL <https://arxiv.org/abs/2212.09897>.
- [26] Diederick P Kingma and Jimmy Ba. Adam: A method for stochastic optimization. In *International Conference on Learning Representations (ICLR)*, 2015.
- [27] Takeshi Kojima, Shixiang Shane Gu, Machel Reid, Yutaka Matsuo, and Yusuke Iwasawa. Large language models are zero-shot reasoners, 2022.
- [28] Belinda Z. Li, Maxwell Nye, and Jacob Andreas. Implicit representations of meaning in neural language models. In *Proceedings of the 59th Annual Meeting of the Association for Computational Linguistics and the 11th International Joint Conference on Natural Language Processing (Volume 1: Long Papers)*, pages 1813–1827, Online, August 2021. Association for Computational Linguistics. doi: 10.18653/v1/2021.acl-long.143. URL <https://aclanthology.org/2021.acl-long.143>.
- [29] Zachary C Lipton. The mythos of model interpretability: In machine learning, the concept of interpretability is both important and slippery. *Queue*, 16(3):31–57, 2018.
- [30] Charles Lovering and Ellie Pavlick. Unit testing for concepts in neural networks. *Transactions of the Association for Computational Linguistics*, 10:1193–1208, 2022. doi: 10.1162/tac1_a_00514. URL <https://aclanthology.org/2022.tac1-1.69>.
- [31] Scott Lundberg and Su-In Lee. A unified approach to interpreting model predictions, 2017.
- [32] Christopher D. Manning, Kevin Clark, John Hewitt, Urvashi Khandelwal, and Omer Levy. Emergent linguistic structure in artificial neural networks trained by self-supervision. *Proceedings of the National Academy of Sciences*, 117(48):30046–30054, 2020. ISSN 0027-8424. doi: 10.1073/pnas.1907367117. URL <https://www.pnas.org/content/117/48/30046>.
- [33] Kevin Meng, David Bau, Alex Andonian, and Yonatan Belinkov. Locating and editing factual associations in GPT. *Advances in Neural Information Processing Systems*, 36, 2022.
- [34] Chris Olah, Nick Cammarata, Ludwig Schubert, Gabriel Goh, Michael Petrov, and Shan Carter. Zoom in: An introduction to circuits. *Distill*, 2020. doi: 10.23915/distill.00024.001. <https://distill.pub/2020/circuits/zoom-in>.
- [35] Catherine Olsson, Nelson Elhage, Neel Nanda, Nicholas Joseph, Nova DasSarma, Tom Henighan, Ben Mann, Amanda Askell, Yuntao Bai, Anna Chen, Tom Conerly, Dawn Drain, Deep Ganguli, Zac Hatfield-Dodds, Danny Hernandez, Scott Johnston, Andy Jones, Jackson Kernion, Liane Lovitt, Kamal Ndousse, Dario Amodei, Tom Brown, Jack Clark, Jared Kaplan, Sam McCandlish, and Chris Olah. In-context learning and induction heads. *Transformer Circuits Thread*, 2022. <https://transformer-circuits.pub/2022/in-context-learning-and-induction-heads/index.html>.
- [36] Long Ouyang, Jeff Wu, Xu Jiang, Diogo Almeida, Carroll L. Wainwright, Pamela Mishkin, Chong Zhang, Sandhini Agarwal, Katarina Slama, Alex Ray, John Schulman, Jacob Hilton, Fraser Kelton, Luke Miller, Maddie Simens, Amanda Askell, Peter Welinder, Paul Christiano, Jan Leike, and Ryan Lowe. Training language models to follow instructions with human feedback. *Advances in Neural Information Processing Systems*, 36, 2022.
- [37] Shauli Ravfogel, Yanai Elazar, Hila Gonen, Michael Twiton, and Yoav Goldberg. Null it out: Guarding protected attributes by iterative nullspace projection. In Dan Jurafsky, Joyce Chai, Natalie Schluter, and Joel R. Tetreault, editors, *Proceedings of the 58th Annual Meeting of the Association for Computational Linguistics, ACL 2020, Online, July 5-10, 2020*, pages 7237–7256. Association for Computational Linguistics, 2020. doi: 10.18653/v1/2020.acl-main.647. URL <https://doi.org/10.18653/v1/2020.acl-main.647>.
- [38] Marco Tulio Ribeiro, Sameer Singh, and Carlos Guestrin. "why should i trust you?": Explaining the predictions of any classifier. In *Proceedings of the 22nd ACM SIGKDD International Conference on Knowledge Discovery and Data Mining, KDD '16*, page 1135–1144, New York, NY, USA, 2016. Association for Computing Machinery. ISBN 9781450342322. doi: 10.1145/2939672.2939778. URL <https://doi.org/10.1145/2939672.2939778>.

- [39] Anna Rogers, Olga Kovaleva, and Anna Rumshisky. A primer in BERTology: What we know about how BERT works. *Transactions of the Association for Computational Linguistics*, 8:842–866, 2020. doi: 10.1162/tacl_a_00349. URL <https://aclanthology.org/2020.tacl-1.54>.
- [40] Paul K. Rubenstein, Sebastian Weichwald, Stephan Bongers, Joris M. Mooij, Dominik Janzing, Moritz Grosse-Wentrup, and Bernhard Schölkopf. Causal consistency of structural equation models. In *Proceedings of the 33rd Conference on Uncertainty in Artificial Intelligence (UAI)*, 2017.
- [41] Naomi Saphra and Adam Lopez. Understanding learning dynamics of language models with SVCCA. In *Proceedings of the 2019 Conference of the North American Chapter of the Association for Computational Linguistics: Human Language Technologies, Volume 1 (Long and Short Papers)*, pages 3257–3267, Minneapolis, Minnesota, June 2019. Association for Computational Linguistics. doi: 10.18653/v1/N19-1329. URL <https://www.aclweb.org/anthology/N19-1329>.
- [42] Freda Shi, Xinyun Chen, Kanishka Misra, Nathan Scales, David Dohan, Ed Chi, Nathanael Schärli, and Denny Zhou. Large language models can be easily distracted by irrelevant context, 2023.
- [43] Avanti Shrikumar, Peyton Greenside, and Anshul Kundaje. Learning important features through propagating activation differences. In *Proceedings of the 34th International Conference on Machine Learning-Volume 70*, pages 3145–3153. JMLR. org, 2017.
- [44] K Simonyan, A Vedaldi, and A Zisserman. Deep inside convolutional networks: visualising image classification models and saliency maps. In *Proceedings of the International Conference on Learning Representations (ICLR)*. ICLR, 2014.
- [45] Mukund Sundararajan, Ankur Taly, and Qiqi Yan. Axiomatic attribution for deep networks. In *Proceedings of the 34th International Conference on Machine Learning-Volume 70*, pages 3319–3328. JMLR. org, 2017.
- [46] Rohan Taori, Ishaan Gulrajani, Tianyi Zhang, Yann Dubois, Xuechen Li, Carlos Guestrin, Percy Liang, and Tatsunori B. Hashimoto. Stanford alpaca: An instruction-following llama model. https://github.com/tatsu-lab/stanford_alpaca, 2023.
- [47] Ian Tenney, Dipanjan Das, and Ellie Pavlick. BERT rediscovers the classical NLP pipeline. In *Proceedings of the 57th Annual Meeting of the Association for Computational Linguistics*, pages 4593–4601, Florence, Italy, July 2019. Association for Computational Linguistics. URL <https://www.aclweb.org/anthology/P19-1452>.
- [48] Hugo Touvron, Thibaut Lavril, Gautier Izacard, Xavier Martinet, Marie-Anne Lachaux, Timothée Lacroix, Baptiste Rozière, Naman Goyal, Eric Hambro, Faisal Azhar, et al. Llama: Open and efficient foundation language models. *arXiv preprint arXiv:2302.13971*, 2023.
- [49] Jonathan Uesato, Nate Kushman, Ramana Kumar, Francis Song, Noah Siegel, Lisa Wang, Antonia Creswell, Geoffrey Irving, and Irina Higgins. Solving math word problems with process- and outcome-based feedback, 2022.
- [50] Jesse Vig, Sebastian Gehrmann, Yonatan Belinkov, Sharon Qian, Daniel Nevo, Yaron Singer, and Stuart Shieber. Investigating gender bias in language models using causal mediation analysis. In H. Larochelle, M. Ranzato, R. Hadsell, M.F. Balcan, and H. Lin, editors, *Advances in Neural Information Processing Systems*, volume 33, pages 12388–12401. Curran Associates, Inc., 2020. URL https://proceedings.neurips.cc/paper_files/paper/2020/file/92650b2e92217715fe312e6fa7b90d82-Paper.pdf.
- [51] Elena Voita, David Talbot, Fedor Moiseev, Rico Sennrich, and Ivan Titov. Analyzing multi-head self-attention: Specialized heads do the heavy lifting, the rest can be pruned. In *Proceedings of the 57th Annual Meeting of the Association for Computational Linguistics*, pages 5797–5808, Florence, Italy, July 2019. Association for Computational Linguistics. doi: 10.18653/v1/P19-1580. URL <https://aclanthology.org/P19-1580>.

- [52] Ben Wang and Aran Komatsuzaki. GPT-J-6B: A 6 Billion Parameter Autoregressive Language Model. <https://github.com/kingoflolz/mesh-transformer-jax>, May 2021.
- [53] Boshi Wang, Sewon Min, Xiang Deng, Jiaming Shen, You Wu, Luke Zettlemoyer, and Huan Sun. Towards understanding chain-of-thought prompting: An empirical study of what matters. *arXiv preprint arXiv:2212.10001*, 2022.
- [54] Kevin Wang, Alexandre Variengien, Arthur Conmy, Buck Shlegeris, and Jacob Steinhardt. Interpretability in the wild: a circuit for indirect object identification in gpt-2 small. In *Proceedings of the International Conference on Learning Representations (ICLR)*. ICLR, 2023.
- [55] Yizhong Wang, Yeganeh Kordi, Swaroop Mishra, Alisa Liu, Noah A Smith, Daniel Khashabi, and Hannaneh Hajishirzi. Self-instruct: Aligning language model with self generated instructions. *arXiv preprint arXiv:2212.10560*, 2022.
- [56] Jason Wei, Maarten Bosma, Vincent Zhao, Kelvin Guu, Adams Wei Yu, Brian Lester, Nan Du, Andrew M Dai, and Quoc V Le. Finetuned language models are zero-shot learners. In *International Conference on Learning Representations*, 2022.
- [57] Tailin Wu, Takashi Maruyama, and Jure Leskovec. Learning to accelerate partial differential equations via latent global evolution. *Advances in Neural Information Processing Systems*, 36, 2022.
- [58] Zhengxuan Wu, Karel D’Oosterlinck, Atticus Geiger, Amir Zur, and Christopher Potts. Causal Proxy Models for concept-based model explanations. *arXiv:2209.14279*, 2022. URL <https://arxiv.org/abs/2209.14279>.
- [59] Zhengxuan Wu, Atticus Geiger, Joshua Rozner, Elisa Kreiss, Hanson Lu, Thomas Icard, Christopher Potts, and Noah Goodman. Causal distillation for language models. In *Proceedings of the 2022 Conference of the North American Chapter of the Association for Computational Linguistics: Human Language Technologies*, pages 4288–4295, 2022.
- [60] Matthew D Zeiler and Rob Fergus. Visualizing and understanding convolutional networks. In *European conference on computer vision*, pages 818–833. Springer, 2014.

A Appendix

A.1 Price Tagging Game Experiment

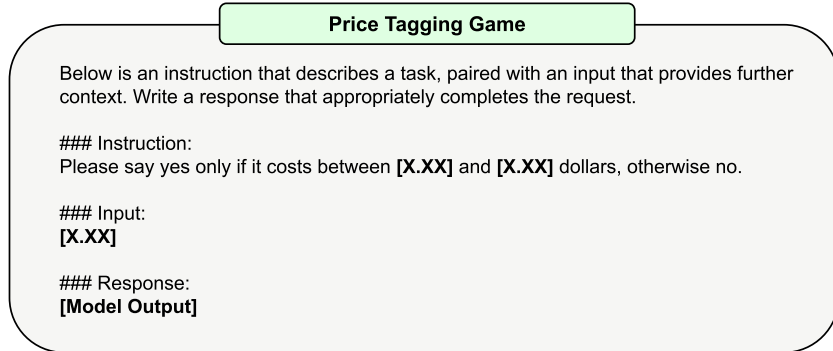


Figure 6: Instruction template for the Price Tagging game. We have three variables inside the prompt: lower bound amount, high bound amount as well as the input amount where each number has two decimal points but bounded with [0.00, 9.99].

Figure 6 shows our templates for our Price Tagging game Experiment. This format is enforced by the instruction tuning template of the Alpaca model.

A.2 Training Details

Training Setups During training for Boundless DAS, model weights are frozen except for the rotation matrix. To train the rotation matrix, we use Adam [26] as our optimizer with an effective batch size of 64 and a learning rate of 10^{-3} . We use a different learning rate 10^{-2} for our boundary indices for quicker convergence. We train our rotation matrix for 3 epochs and evaluate with a separate evaluation set for each 200 training steps, and we save the best rotation matrix evaluated on the evaluation set during training and test on another hold-out testing set. Our training set has 20K examples. Our in-training evaluation is limited to 200 examples for a quicker training time, and the hold-out testing dataset has 1K examples. These datasets are generated on the fly for different causal models guarded by our random seeds. The rotation matrix is trained by using the orthogonalized parameterization provided by the torch library⁴. For boundary learning, we anneal temperature from 50.0 to 0.10 with a step number equal to the total training step, and temperature steps with gradient backpropagation. Each alignment experiment is enabled with bfloat16 and can fit within a single A100 GPU. Each alignment experiment takes about 1.5 hrs. To finish all of our experiments, it takes roughly 2 weeks of run-time with $2 \times$ A100 nodes with 8 GPUs each. We run experiments with 3 distinct random seeds and report the best result using IIA as our metrics.

Vanilla Task Performance Remarks To ensure the model we are aligning behaviorally achieves good task performance, we evaluate the model task performance with 1K sampled triples of values more than 300 times. The Alpaca (7B) model achieves 85% for randomly drawn triples of numbers on average. We want to emphasize that it is really hard to find a good reasoning task with intermediate steps (e.g., tasks like “Return yes if it costs more than 2.50 dollars” do not require an intermediate step) that 7B-30B LLMs can solve. We test different reasoning tasks (e.g., math, logic, natural QA, code, etc..) with instruct-tuned LLaMA [48], Dolly⁵, StableLM [3], Vicuna [9], GPT-J [52] and mostly struggled to find tasks they could do well.

A.3 Counterfactual Dataset Generation

To train Boundless DAS, we need to generate counterfactual datasets where each example contains a pair of inputs as base and source, an intervention indicator (i.e., what variable we are intervening),

⁴pytorch.org/docs/stable/generated/torch.nn.utils.parametrizations.orthogonal.html

⁵huggingface.co/databricks/dolly-v2-12b

and a counterfactual label. For instance, if we are training Boundless DAS for our Boundary Check (Left Only) high-level causal model, we may sample the base example with the bracket as [2.50, 7.50] and the input amount of 1.50 dollars, and the source example with the bracket as [3.50, 8.50] and the input amount of 9.50 dollars. If we intervene on the variable whether the input variable is higher than the lower bound, and we swap the variable from the second example into the first example, we will have a counterfactual label as “Yes”. For each high-level causal model, we follow the same steps to construct the counterfactual dataset.

A.4 Interchange Intervention Accuracy

Figure 7 to Figure 10 show breakdown of results presented in Table 1.

A.5 Pseudocode for Boundless DAS

Boundless DAS is a generic framework and can be implemented for models with different architectures. Here we provide a pseudocode snippet for a decoder-only model.

```

1 def sigmoid_boundary_mask(population, boundary_x, boundary_y, temperature):
2     return torch.sigmoid((population - boundary_x) / temperature) * \
3         torch.sigmoid((boundary_y - population) / temperature)
4
5 class AlignableDecoderLLM(DecoderLLM):
6     # overriding existing forward function
7     def forward(hidden_states, source_hidden_states):
8         for idx, decoder_layer in enumerate(self.layers):
9             if idx == self.aligning_layer_idx:
10                # select aligning token reprs
11                aligning_hidden_states = hidden_states[:, start_idx:end_idx]
12                # rotate
13                rotated_hidden_states = rotate(aligning_hidden_states)
14                # interchange intervention with learned boundaries
15                boundary_mask = sigmoid_boundary_mask(
16                    torch.arange(0, self.hidden_size),
17                    self.learned_boundaries,
18                    self.temperature
19                )
20                rotated_hidden_states = (1. - boundary_mask) * rotated_hidden_states +
21                    boundary_mask * source_hidden_states
22                # unrotate
23                hidden_states[:, start_idx:end_idx] = unrotate(rotated_hidden_states)
24                hidden_states = self.layers[idx](hidden_states)
25            return hidden_states

```

A simplified version of Boundless DAS with pseudocode for a generic decoder-only model.

A.6 Common Questions

In this section, we answer common questions that may be raised while reading this report.

Can Boundless DAS work with 175B models?

Yes, it does. Taking the recently released Bloom-176B as an example, the hidden dimension is 14,336, which results in a rotation matrix containing 205M parameters. This is possible if the model is sharded and the rotation matrix is put into a single GPU for training. This is only possible given the fact that Boundless DAS is now implemented as a token-level alignment tool. If the alignment is for a whole layer (i.e., token representations are concatenated), it is currently impossible. Worth to note that training the rotation matrix consumes more resources than training a simple weight matrix, as the orthogonalization process in torch requires matrix exponential requiring to save multiple copies of the matrix.

Current paper limits to a set of tasks from the same family. How well will the findings in the paper generalize to other scenarios?

Existing public models in 7B-30B regime are still not ineffective in solving reasoning puzzles that require multiple steps. We test different reasoning tasks (e.g., math, logic, natural QA, code, etc..) with instruct-tuned LLaMA [48], Dolly⁶, StableLM [3], Vicuna [9], GPT-J [52] models that have 6B-30B parameters and is hard to find qualified reasoning tasks. Once larger LLMs are released and evaluated as having stronger reasoning abilities, Boundless DAS will be ready as an analysis tool. Although our Price Tagging game task is simple, we test with different variants of the task and show the efficacy of our method.

Is it possible to apply Boundless DAS over the whole layer representation?

It is possible for smaller models if we are learning a full-rank square rotation matrix. It is impossible for Alpaca now. Let's say we align 10 token representations together, we will have a total dimension size of 40,960. This leads to a rotation matrix containing 1.6B parameters. Given the current orthogonalization process in torch, it will require a GPU with memory larger than the current A100 GPU just to fit in a trainable rotation matrix.

Only limited high-level models are tested with Boundless DAS in the experiment.

There is a large number of high-level models to solve the task, and we only test a portion of them. We think it is sufficient to demonstrate the advantages of our pipeline. It would be interesting if humans can be in the loop of testing different hypotheses of the high-level causal model in future work. On the other hand, not all the high-level models are interesting to analyze. For instance, if two high-level models are equivalent (e.g., swapping variable names), it is not in our interest to find alignments.

Can Boundless DAS be applied to find circuits in a model?

Yes, it can. Circuit finding or inductive head searching in any Transformer model often involves using interventions at head level to find the mapping between activations generated on certain heads and high-level concepts. Previous work in this field usually rely on the assumption of localist representation (i.e., there exists a one-to-one mapping between a group of neurons and a high-level concept). This is often too ideal to be real in practice, as multiple concepts can easily be aligned with the same group of neurons or a group of neurons may map to multiple concepts. Boundless DAS actually breaks this assumption by specifically focusing on distributed alignment search. More importantly, Boundless DAS can be easily adapted into a head-wise alignment search where we add a shared rotation matrix on top of head representations of all the tokens.

⁶<https://huggingface.co/databricks/dolly-v2-12b>

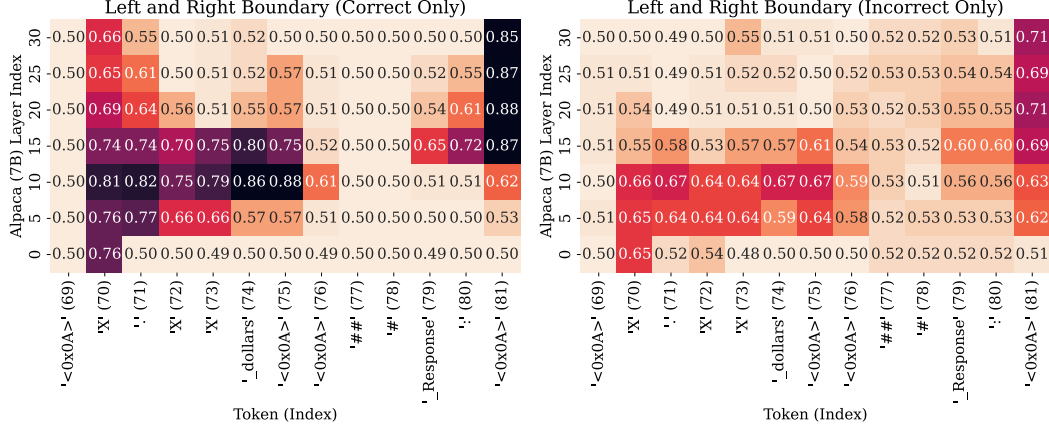


Figure 7: Interchange Intervention Accuracy (IIA) evaluated with correct input examples only as well as incorrect input examples only for our Left and Right Boundary causal model. The higher the number is, the more faithful the alignment is. We color each cell by scaling IIA using the model’s task performance as the upper bound and a dummy classifier (predicting the most frequent label) as the lower bound.

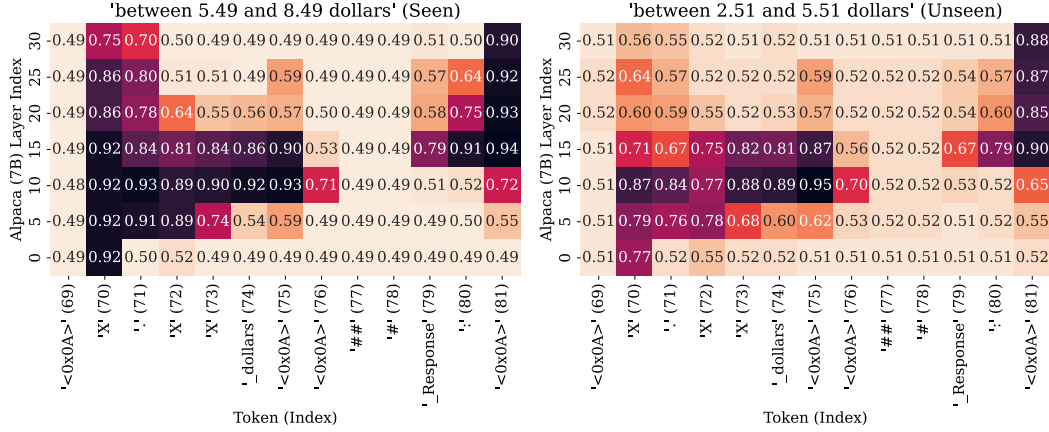


Figure 8: Interchange Intervention Accuracy (IIA) evaluated with different settings of brackets in the instruction. The seen setting is for training, and the unseen setting is for evaluation. The higher the number is, the more faithful the alignment is. We color each cell by scaling IIA using the model’s task performance as the upper bound and a dummy classifier (predicting the most frequent label) as the lower bound.

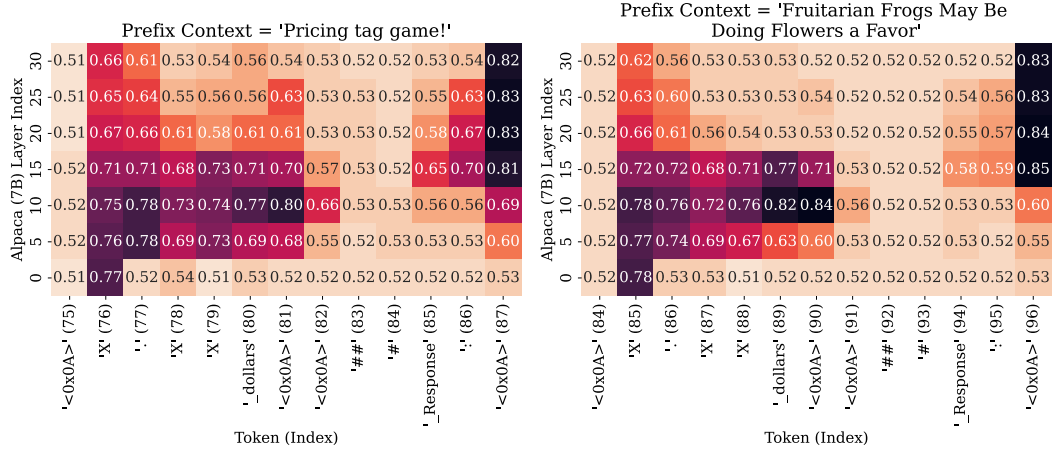


Figure 9: Interchange Intervention Accuracy (IIA) evaluated with different irrelevant contexts inserted as prefixes. The higher the number is, the more faithful the alignment is. We color each cell by scaling IIA using the model’s task performance as the upper bound and a dummy classifier (predicting the most frequent label) as the lower bound.

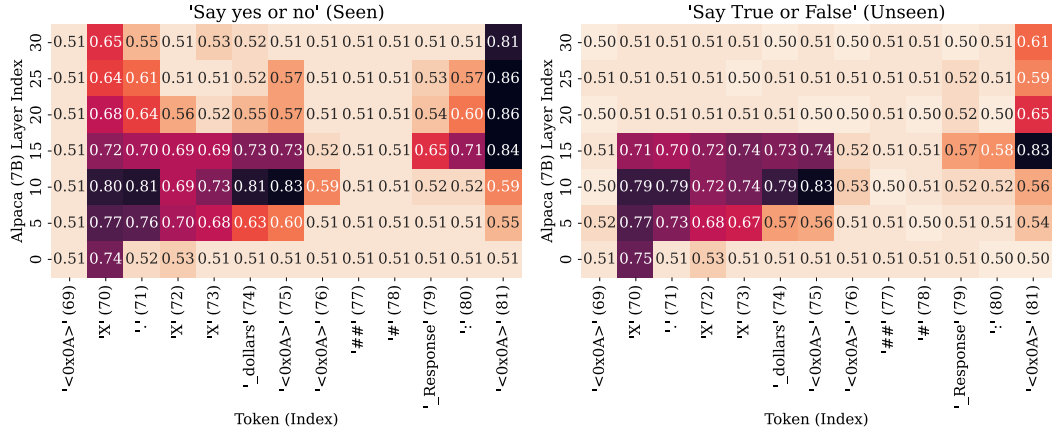


Figure 10: Interchange Intervention Accuracy (IIA) evaluated with different output formats. The seen setting is for training, and the unseen setting is for evaluation. The higher the number is, the more faithful the alignment is. We color each cell by scaling IIA using the model’s task performance as the upper bound and a dummy classifier (predicting the most frequent label) as the lower bound.