

GCNSLIM: Graph Convolutional Network with Sparse Linear Methods for E-government Service Recommendation

Lingyuan Kong

School of Information Management
Nanjing University
Nanjing, China
konglingyuan@smail.nju.edu.cn

Hao Ding

School of Information Management
Nanjing University
Nanjing, China
dinghao@smail.nju.edu.cn

Guangwei Hu*

School of Information Management
Nanjing University
Nanjing, China
hugw@nju.edu.cn

ABSTRACT

Graph Convolutional Networks (GCNs) have made significant strides in Collaborative Filtering (CF) recommendations. However, existing GCN-based CF methods are mainly based on matrix factorization (MF) and incorporate some optimization techniques (e.g., contrastive learning) to enhance performance, which are not enough to handle the complexities of diverse real-world recommendation scenarios. E-government service recommendation is a crucial area for recommendation research as it involves rigid aspects of people's lives. However, it has not received adequate attention in comparison to other recommendation scenarios like news and music recommendation. We empirically find that when existing GCN-based CF methods are directly applied to e-government service recommendation, they are limited by the MF framework and showing poor performance. This is because MF's equal treatment of users and items is not appropriate for scenarios where the number of users and items is unbalanced. In this work, we propose a new model, GCNSLIM, which combines GCN and sparse linear methods (SLIM) instead of combining GCN and MF to accommodate e-government service recommendation. In particular, GCNSLIM explicitly injects high-order collaborative signals obtained from multi-layer light graph convolutions into the item similarity matrix in the SLIM framework, effectively improving the recommendation accuracy. In addition, we propose two optimization measures, removing layer 0 embedding and adding nonlinear activation, to further adapt to the characteristics of e-government service recommendation scenarios. Furthermore, we propose a joint optimization mode to adapt to more diverse recommendation scenarios. We conduct extensive experiments on a real e-government service dataset and a common public dataset and demonstrate the effectiveness of GCNSLIM in recommendation accuracy and operational performance. Our implementation is available at <https://github.com/songkk5/GCNSLIM>.

CCS CONCEPTS

• Information systems → Recommender systems.

KEYWORDS

E-government Service Recommendation, Graph Convolutional Network, Sparse Linear Methods, Collaborative Filtering

1 INTRODUCTION

Compared to popular recommendation research areas like news [29, 35, 44], music [5, 40], and movie [9, 22, 26] recommendation, e-government service recommendation has received less attention

and witnessed slower development due to the particularity of its working scenarios and the lack of relevant datasets. However, e-government service recommendation is important for several reasons. Firstly, the increasing number of professional services available on e-government platforms has led to information overload, which hinders the effectiveness of e-government services [10]; Secondly, the demand for government services is ubiquitous, but people often lack the professional knowledge to accurately access relevant government services [21].

E-government service recommendation is a typical implicit feedback recommendation [21], where the graph collaborative filtering method [12, 38], which has achieved great success in general recommendation, can be directly applied. The method models user-item interactions as a graph and applies GCN to learn efficient node representations for recommendation [38]. It effectively models the high-order connectivity among users and items, and injects collaborative signals into node representations in an explicit way [12].

Despite the effectiveness, directly applying existing neural graph collaborative filtering methods to e-government service recommendation is not always suitable. As is widely known, the e-government service recommendation scenario is characterized by the large number of users and the limited number of items, particularly in countries with large populations like China and India. For example, in 2021, the number of registered users of the Beijing Municipal People's Government website exceeded 34.51 million, while the number of government services was only 25,193¹; In 2021, the number of registered users of Shanghai Municipal People's Government website reached 64.44 million, while the number of government services was only 3,458². However, the graph collaborative filtering methods based on matrix factorization cannot effectively model this feature due to its equal treatment of the large number of users and the limited number of items, leading to suboptimal recommendation accuracy and long training time.

In contrast, sparse linear methods (SLIM)-based models, such as SLIM [24], ADMMSLIM [32], EASE [31], etc., show convincing performance in the aforementioned scenarios. Unlike MF-based models that simultaneously train the user preference matrix and the item feature matrix, SLIM-based models train only one item similarity matrix. Since the data sparsity problem does not affect the uncertainty in estimating the item similarity matrix when the number of users is large enough [31], SLIM-based methods can achieve significantly better recommendation accuracy than MF-based methods. Moreover, SLIM-based methods significantly reduce

*Corresponding Authors

¹<https://www.beijing.gov.cn/gongkai/gkzt/2021szfwzndbb/>

²<https://www.shanghai.gov.cn/2021wzndbb/>

model parameters, which results in faster training speed compared to MF-based methods.

In this work, we explore the advantages of combining graph convolutional networks and sparse linear methods, and propose a novel model called GCNSLIM for effective e-government service recommendation. First, we build the infrastructure, taking the product of the item embedding matrix and its transpose matrix as the item similarity matrix, removing the item self-similarity by constraining its diagonals to 0, and then multiplying it with the user-item interaction matrix for prediction, which completes the transformation from MF to SLIM. Second, we enhance the architecture by incorporating multiple light graph convolutional layers on the infrastructure. This enables the propagation of item embeddings on the user-item interaction graph, and the final item embeddings can be obtained through layer connections. The final item embeddings contain high-order collaborative signals, effectively improving the accuracy of the subsequent item similarity matrix calculation. Additionally, we take two optimization measures on the GCN enhanced architecture — removing layer 0 embeddings and adding nonlinear activation. The former further reduces the impact of item self-similarity, and the latter further adapts to the strong centrality of item nodes in the e-government service recommendation scenarios. Furthermore, we also propose a joint optimization mode to flexibly balance the advantages of SLIM and MF to adapt to more diversified recommendation scenarios.

The main contributions of our work are summarized as follows:

- (1) We emphasize the importance of e-government service recommendation and propose our GCNSLIM model to address the particularity of e-government service recommendation scenarios.
- (2) To the best of our knowledge, our work is the first to combine graph neural networks and sparse linear methods (SLIM) for recommendation systems. It provides a new perspective to extend graph-based collaborative filtering.
- (3) We conduct extensive experiments on a real e-government service dataset and a common public dataset, and empirically demonstrate that the proposed method outperforms the state-of-the-art baseline methods.

2 RELATED WORK

We review existing works on graph-based collaborative filtering, SLIM and its variants, and e-government service recommendations, which are most relevant to this work. Here we emphasize their differences from our GCNSLIM.

2.1 Graph Collaborative Filtering

In recent years, graph neural networks have achieved remarkable success in general recommendation tasks [3, 12, 39]. This is primarily due to their ability to capture high-order co-signals in user-item interaction histories while constructing embeddings [38]. NGCF [38] is a typical earlier work that introduces graph neural networks for general recommendation. It first takes ID mapping vectors as initial embeddings of users and items, then propagates embeddings layer by layer based on the user-item bipartite graph, and finally stitches the embeddings of each layer together to obtain the final embeddings for dot-product interaction prediction. LightGCN [12] simplifies NGCF and achieves better recommendation

performance, by removing invalid feature transformation and nonlinear activation in NGCF, and simplifying the implementation of self-connection by improving the layer combination method. HMLET [16] further proves that nonlinear activation is not completely invalid, and proposes a mixed linear and nonlinear graph neural network-based method which uses a gating mechanism to dynamically determine whether each node propagates linearly or nonlinearly in a certain layer. To mitigate the negative effects of popularity bias in collaborative filtering, contrastive learning has been introduced in graph collaborative filtering, which aims to construct more uniformly distributed user and item embeddings, and has shown promising results [20, 39, 43].

Despite the great success, we argue that the graph collaborative filtering methods are based on matrix factorization, which is not enough to adapt to diverse application scenarios. The matrix factorization framework decomposes the user-item interaction matrix into a user embedding matrix and an item embedding matrix in the same vector space, and then uses the final embeddings for dot-product interaction prediction. Particularly, equally treating user embeddings and item embeddings makes it challenging for such a framework to fully leverage the capabilities of itself and optimization techniques in scenarios where the number of users and items is unbalanced.

2.2 SLIM and Variants

Unlike the matrix factorization model, the SLIM model [24] only trains an item similarity matrix, and makes predictions by dot product between the final item similarity matrix and the user-item interaction matrix. It is a simple linear model that combines neighborhood-based and model-based collaborative filtering methods [23]. The objective function it learns is shown in equation 1 and 2.

$$\min_B \frac{1}{2} \|X - XB\|_F^2 + \frac{\beta}{2} \|B\|_F^2 + \lambda \|B\|_1 \quad (1)$$

$$s.t. B \geq 0, \text{diag}(B) = 0 \quad (2)$$

where X represents the user-item interaction matrix, and B represents the item similarity matrix. $\|\cdot\|_F$ and $\|\cdot\|_1$ denote the Frobenius norm and L1-norm, respectively. β and λ are balancing weights for the regularization terms.

In scenarios where the number of users is significantly greater than the number of items, the common data sparsity problem (i.e. the low interaction of a single user) will not affect the accuracy of estimation B [31], and can significantly improve the training speed. LRec [27] replaces the squared loss of SLIM with a logistic loss, removes the weight matrix's two constraints and L1 norm regularization, and learns the user similarity matrix instead of the item similarity matrix. GLSLIM [6] trains different SLIM local models for different subsets of users, and then combines the prediction results of local models and global models for recommendation. EASE^R [31] removes the non-negative constraint and L1 norm regularization based on SLIM, and derives a closed solution to improve the model training efficiency. ADMMSLIM [32] optimizes the original SLIM target by using the alternating direction method of the multiplier ADMM, which allows flexible enabling or disabling of various constraints and regularization items in the original SLIM objective, thus improving the recommendation accuracy.

Despite the effectiveness, the aforementioned SLIM-based models do not adequately mine user-item interaction data, without explicitly exploiting the high-order co-signals within them. Moreover, none of the above methods uses deep learning to improve SLIM.

2.3 E-government Service Recommendation

Most e-government service recommendation research focuses on enhancing traditional collaborative filtering or content-based algorithms to better adapt to the e-government recommendation domain. Abdrabbah et al. [1] propose a dynamic community-based e-government service recommendation method, which searches for more accurate similar items to optimize recommendations based on the dynamic service community generated from citizen history score and the semantic community of expert predefined classification. Huang et al. [14] propose an e-government service recommendation algorithm based on community and association sequence mining, which improves the diversity of recommendation results by prefiltering recent user sets, and improves the recommendation accuracy by associative sequence mining of services. Xu et al. [41] propose an e-government service recommendation method combining probabilistic semantic clustering analysis and improved collaborative filtering, which improves the semantic modeling of users and services. Ayachi et al. [2] propose an active and passive e-government service recommendation method, providing passive recommendations by combining citizen needs and contextual information formulated by questionnaires, and providing active recommendations by mining user portrait information from social media. The government service recommendation methods discussed above have improved traditional collaborative filtering and content-based algorithms from various aspects. However, they are still essentially traditional recommendation algorithms which don't fully utilize machine learning techniques.

In recent years, some e-government service recommendation studies have begun to adopt machine learning-based methods, which further promote the development of this field by improving recommendation accuracy and interpretability. Liu et al. [21] propose a time-decayed Bayesian personalized ranking e-government service recommendation algorithm, which combines the influence of time series and Bayesian personalized ranking algorithm to improve the accuracy of government service recommendation. Sun et al. [33] propose a negative items mixed collaborative filtering method to enhance the CF-based e-government service recommendation which mixes the potential features of negative items and positive items to effectively simulate the connectivity on the interaction graph and capture high-level features. Sun et al. [34] propose a matrix factorization model based on user dynamic topology information for e-government service recommendation which applies topological sequence to the recommendation system for the first time, providing a new perspective to enrich user representation. In general, the number of government service recommendation methods based on deep learning is relatively small, and there is no research on government service recommendation combined with advanced deep learning technologies such as GNN and SAN [28, 37].

3 GCNSLIM

We now present our GCNSLIM model, as shown in Figure 1. The introduction to the architecture is divided into four parts: infrastructure, GCN enhancement, joint optimization, and model discussion.

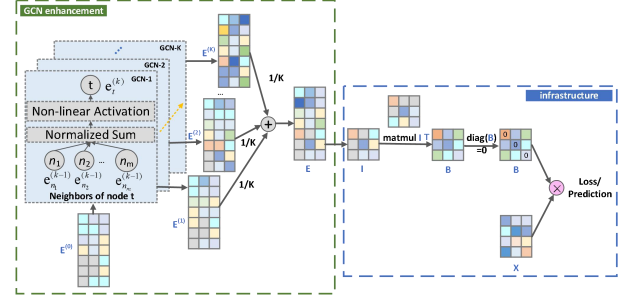


Figure 1: The Model Architecture of GCNSLIM.

3.1 Infrastructure

The existing graph collaborative filtering models are all evolved under the matrix factorization framework, and GCN is mainly responsible for optimizing embeddings. But under the SLIM framework, there is no concept of embedding but only the concept of item similarity matrix. A simple solution is to take the product of the item embedding matrix and its own transpose matrix as the item similarity matrix. This simple operation naturally converts the similarity between item embeddings under the MF framework to specific similarity values in the item similarity matrix under the SLIM framework, and explicitly guarantees the symmetry of the item similarity matrix. Furthermore, according to the zero diagonal constraint of SLIM, the diagonal of the converted item similarity matrix is zeroed. Its purpose is to avoid the trivial solution, i.e., B equals the identity matrix. Note that we do not employ non-negativity constraints and L1-norm regularization here. This is because previous literatures [31, 32] have found that in scenarios with a large number of users, the non-negative constraint of SLIM tends to reduce the ranking accuracy, and L1-norm regularization has limited effect on the ranking accuracy while reducing the computational efficiency.

Finally, we learn item embeddings using the convex objective such as Equation 3:

$$\min_I \left\| X - X \left(I I^T - \text{diag}(I I^T) \right) \right\|_F^2 + \lambda \|I\|_F^2 \quad (3)$$

where I and I^T represent the overall item embedding matrix and its transpose matrix, respectively, and the rest of the symbols have the same meanings as equation 1 and 2. Following SLIM, we learn weights by minimizing the squared loss. Literatures [19, 31] point out that multinomial likelihood leads to better ranking accuracy than logistic likelihood (logarithmic loss) or Gaussian likelihood (squared loss). We leave the exploration as future work.

SLIM-like methods usually decompose the optimization problem into independent parallel problems [18, 24, 27]. The calculation of each parallel problem uses once elastic network regression. The column of the user-item interaction matrix X corresponding to

the current item is used as the target value, and the X after the column is set to 0 is used as the training data. Through multiple iterations of training, the similarity between the current item and other items can be obtained. Such processing is to treat all 0 points in X as negative samples and fully sample them, which ignores 0 points representing unobserved positive sample points. To this end, we replace 0-point full negative sampling with 0-point random negative sampling (the negative sampling rate is optimized on the validation set as a hyperparameter).

3.2 GCN Enhancement

The GCNSLIM infrastructure has limitations in mining user-item interaction data and using structural information explicitly. Introducing GCN enhancement to the GCNSLIM infrastructure can explicitly inject high-order connectivity in user-item interaction data into item embeddings, making structurally related item embeddings more similar, thereby obtaining a more accurate item similarity matrix to improve recommendation performance. Specifically, we define the graph convolution operation in GCNSLIM as Equations 4 and 5:

$$e_u^{(k+1)} = \text{LeakyReLU} \left(\sum_{i \in N_u} \frac{1}{\sqrt{|N_u|}\sqrt{|N_i|}} e_i^{(k)} \right) \quad (4)$$

$$e_i^{(k+1)} = \text{LeakyReLU} \left(\sum_{u \in N_i} \frac{1}{\sqrt{|N_i|}\sqrt{|N_u|}} e_u^{(k)} \right) \quad (5)$$

where $e_u^{(k+1)}$ and $e_i^{(k+1)}$ denote the representations of user u and item i obtained after going through the $k+1^{\text{th}}$ embedding propagation layer, respectively. N_u represents the interactive item set of user u , and N_i represents the interactive user set of item i . This graph convolution operation is adding LeakyReLU nonlinear activation to the graph convolution operation of LightGCN [12]. Although LightGCN claims that nonlinear activation has no positive impact on collaborative filtering, HMLET [16] proves that nonlinear activation is not completely ineffective, and finds that nodes with strong centrality are more suitable for nonlinear propagation. In the e-government service scenario, the number of items is usually much smaller than the number of users, and most item nodes are important nodes with strong centrality. Since the main optimization parameters of GCNSLIM are item embeddings, adding an appropriate nonlinear activation function can significantly improve the recommendation performance.

After K ($K > 0$) layer propagation, we use the weighted sum function as the output function to combine the output embeddings of all graph convolutional layers and obtain the final representations as Equations (6) and (7):

$$e_u = \frac{1}{K} \sum_{k=1}^K e_u^{(k)} \quad (6)$$

$$e_i = \frac{1}{K} \sum_{k=1}^K e_i^{(k)} \quad (7)$$

where e_u and e_i denote the final embeddings of user u and item i . The layer combination here is to remove the layer 0 embedding from the layer combination in LightGCN. Combining layer 0 embeddings

in layer connections means considering the item self-similarity, but removing item self-similarity in SLIM-like models is critical [31].

To provide an overall view of embedding propagation and transformation, and to facilitate batch implementation, we present the matrix form of embedding propagation and transformation in GCNSLIM. Equations 8 and 9 show the rules for layer-by-layer propagation of embeddings in GCN enhancement, removing the feature transformation matrix compared to NGCF [38], and adding a nonlinear activation function compared to LightGCN [12].

$$E^{(k+1)} = \text{LeakyReLU} \left(\left(D^{-\frac{1}{2}} A D^{-\frac{1}{2}} \right) E^{(k)} \right), \quad (8)$$

$$A = \begin{bmatrix} 0 & X \\ X^T & 0 \end{bmatrix} \quad (9)$$

where X is the user-item interaction matrix, A is the adjacency matrix, D is the degree matrix of A , and $E^{(k+1)}$ denotes the overall embedding matrix (including overall user embeddings and item embeddings) output by layer $k+1$. Finally, the final embedding matrix output by the GCN enhancement is shown in Equations 10, 11 and 12:

$$E = \frac{1}{K} \left(E^{(1)} + E^{(2)} + \dots + E^{(K)} \right), \quad (10)$$

$$E = \frac{1}{K} \left(L \left(\tilde{A} E^{(0)} \right) + L \left(\tilde{A} E^{(1)} \right) + \dots + L \left(\tilde{A} E^{(K-1)} \right) \right), \quad (11)$$

$$E = \frac{1}{K} \left(F \left(E^{(0)} \right) + F^2 \left(E^{(0)} \right) + \dots + F^K \left(E^{(0)} \right) \right), \quad (12)$$

where L represents the LeakyReLU activation function, $\tilde{A} = D^{-\frac{1}{2}} A D^{-\frac{1}{2}}$ is a symmetric normalized matrix, and $F(E^{(0)}) = L(\tilde{A} E^{(0)})$.

Further, as shown in Equation 13, the last N (N is the total number of items) embeddings are taken out from the final embedding matrix E to obtain the overall item embedding matrix I . As shown in Equations 14 and 15, we multiply I by its own transposed matrix I^T to obtain the item similarity matrix B , and set the diagonal of B to 0 to remove the item self-similarity.

$$I = E[-N:] \quad (13)$$

$$B = I I^T \quad (14)$$

$$\text{diag}(B) = 0. \quad (15)$$

Finally, the model prediction is defined as the product of the user-item interaction matrix X and the item similarity matrix B as shown in Equation 16:

$$\hat{X} = X B \quad (16)$$

which is used to generate recommendation scores.

3.3 Joint Optimization

To make the proposed GCNSLIM not only serve the scenarios where the user/item sample size distribution is skewed such as e-government service recommendation, but also flexibly adapt to other scenarios where the user/item sample size distribution is more balanced, we introduce joint optimization on the above GCNSLIM architecture, as shown in Figure 2. Specifically, based on the GCNSLIM version in Figure 1, a new supervised learning task is added to multiply the final user embedding matrix and the transposed matrix of the final item embedding matrix to assist in the calculation of the joint loss. Consequently, GCNSLIM is optimized for two supervised learning tasks at the same time, balancing the

advantages of both SLIM and MF. By properly adjusting the joint optimization weight α on the validation set, it can flexibly adapt to multiple application scenarios. Specifically, when α is smaller, GCNSLIM is more suitable for recommendation scenarios with a large number of users and a small number of items; when α is larger, GCNSLIM is more suitable for recommendation scenarios with balanced user/item volume.

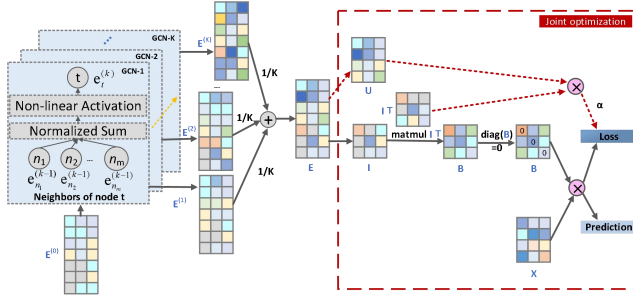


Figure 2: The Joint Optimization Mode of GCNSLIM.

The total loss of GCNSLIM after adding the joint optimization structure can be expressed as Equation 17:

$$L = \|X - X(I I^T - \text{diag}(I I^T))\|_F^2 + \alpha \|X - U I^T\|_F^2 + \lambda \|E^{(0)}\|_F^2 \quad (17)$$

where U represents the overall user embedding matrix, and the rest of the symbols are the same as above.

3.4 Model Discussion

3.4.1 Relation with IGCCF. We note a recent paper [7] that proposes IGCCF that, like our GCNSLIM, emphasizes utilizing graph convolutions to inject high-order collaborative signals into item embeddings. It builds an item-item graph based on user-item interactions, and propagates item embeddings on it, then builds user embeddings as the weighted sum of associated item embeddings, and finally performs a dot product using user embeddings and item embeddings for prediction. Unlike IGCCF which explicitly learns high-order collaborative signals to item embeddings on the item-item graph, our GCNSLIM still optimizes item embeddings on the user-item bipartite graph and leverages the SLIM framework to drive the model to focus more on learning item embeddings (compared to user embeddings). Since GCNSLIM uses user interaction records and item similarity matrix for prediction, it has the same ability to process dynamic graphs as IGCCF and is more efficient. Specifically, when existing users generate new interactions or new users enter the system and start to generate interactions, GCNSLIM can directly make new predictions based on the new interactions and the previously trained item similarity matrix, without the need for retraining like LightGCN, or building user embeddings before predictions like IGCCF. In addition, although GCNSLIM does not reduce the space complexity of the baseline model LightGCN like IGCCF, GCNSLIM is simpler and more efficient and retains the possibility of graph collaborative optimization combined with user context information.

3.4.2 User-side Expansion. GCNSLIM has strong scalability and can be extended to the user side. For some special application scenarios with small user groups (such as niche music circles), the user-item interaction data may have the characteristics of large item volume and small user volume (contrary to the e-government service recommendation scenarios), which cannot be directly and properly handled by existing MF-like methods or SLIM-like methods. However, inspired by user-based collaborative filtering methods [15, 17] GCNSLIM can adapt to the recommendation requirements of the scenarios by expanding user-side interaction modeling. The specific process is to symmetrically exchange the user roles and item roles of the jointly optimized version of GCNSLIM in Figure 2. As shown in Figure 3, on one side, the overall user embedding matrix obtained after GCN propagation is multiplied by its own transpose matrix to get the user similarity matrix, and the diagonal of the user similarity matrix is then set to 0 before multiplying it by the user-item interaction matrix for prediction and joint optimization loss; On the other side, the overall user embedding matrix and the transpose matrix of the overall item embedding matrix are multiplied for the joint optimization loss.

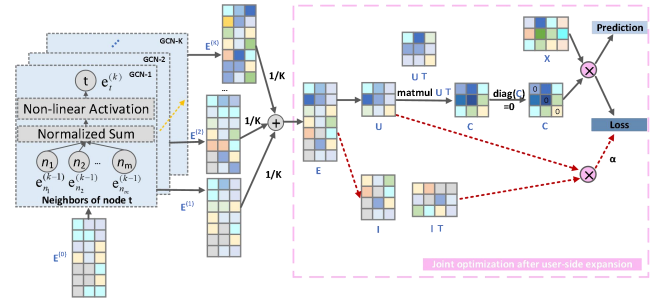


Figure 3: The User-side Expansion Version of GCNSLIM.

Similarly, the total loss of the user-side expansion version of GCNSLIM can be expressed as Equation 18:

$$L = \|X - (U U^T - \text{diag}(U U^T)) X\|_F^2 + \alpha \|X - U I^T\|_F^2 + \lambda \|E^{(0)}\|_F^2 \quad (18)$$

The user-side expansion version of GCNSLIM also has the ability to process dynamic graphs. Specifically, when existing items generate new interactions or new items enter the system and start to generate interactions, GCNSLIM can directly make new predictions based on the new interactions and the previously trained user similarity matrix. The user-side expansion of GCNSLIM is theoretically feasible, but since this paper focuses on e-government service recommendation, the relevant empirical research will be left to future work.

4 EXPERIMENTS

To verify the superiority of GCNSLIM and reveal the reasons for its effectiveness, we conduct extensive experiments on a real-world e-government service dataset and a commonly used public dataset Movielens-1M and answer the following questions:

- RQ1: How does GCNSLIM perform as compared with state-of-the-art CF methods?

- RQ2: How do different components of GCNSLIM affect GCNSLIM?
- RQ3: How do different hyper-parameter settings affect GCNSLIM?

4.1 Dataset Description

The e-government service dataset Wuhou comes from the open data upon application of the Wuhou District Administrative Approval Bureau in Chengdu³, which is consistent with the experimental data sources in literatures [21, 33, 34]. The source data we received includes more than 4 million records of more than 60,000 citizens in the region on more than 500 government services from October 2015 to August 2019. The data items included in the dataset are user ID, gender, age, item ID, and timestamp. We clean and deduplicate the source data, and use the 10-core setting [11] on this basis to ensure that each user and item has at least 10 interactions. For Movielens-1M, we consider interactions with ratings no less than 3 as positive interactions [7] and adopt the 10-core setting. We present the statistics of each dataset in Table 1.

Table 1: Statistics of the datasets

Dataset	#Users	#Items	#Interactions	Density
Wuhou	16216	437	540557	0.07628
ML-1M	6033	3123	834449	0.04429

4.2 Experimental Settings

4.2.1 Evaluation Metrics. To evaluate the impact of top-N recommendation and preference ranking, we adopt two widely used evaluation metrics Recall@N and NDCG@N. Considering that the two datasets are relatively small and the convenience requirements of the e-government service scenarios make them focus on the top of the recommendation list, N is set to 10. Following previous work [12, 38], we adopt the full ranking strategy, which is to sort all candidate items that the user has not interacted with.

4.2.2 Baselines. To demonstrate the effectiveness, we compare our GCNSLIM with the following models.

- **NGCF**[38]: This is a typical graph collaborative filtering model, which greatly follows the standard GCN. We tune the regularization coefficient λ_2 and the number of GCN layers within the suggested range.
- **LightGCN**[12]: This model is simplified on NGCF, and a light graph convolution is designed for training efficiency and generation ability. Similarly, we adjust the regularization coefficients λ_2 and the number of GCN layers within the suggested range.
- **SLIM**[24]: This is the original sparse linear method. We adjust the regularization coefficients λ_1, λ_2 and whether to consider non-negative constraints within the recommended range.
- **EASE^R**[31]: It removes the non-negative constraint and L1 norm regularization based on SLIM, and derives a closed

solution to improve the model training efficiency. We adjust the regularization coefficient λ_2 within the range suggested in the original paper.

- **ADMMSLIM**[32]: It optimizes the original SLIM target using the alternating direction method of the multiplier ADMM, allowing flexibility to enable or disable various constraints and regularization terms in the original SLIM target. We adjust the regularization coefficients λ_1, λ_2 , and the squared difference penalty term ρ within the range suggested in the original paper.

4.2.3 Parameter Settings. We implement the proposed model and all baselines using RecBole [45], a unified open source framework for developing and replicating recommendation algorithms. To ensure fair comparisons, we optimize all methods using the Adam optimizer and initialize all parameters using the default Xavier distribution. We uniformly set the batchsize to 4096 and the embedding size to 128. We adopt early stopping with the patience of 50 epoch to prevent overfitting, and NDCG@10 is set as the indicator. We set the ratio of training, validation, and testing set to 6:2:2, set the learning rate to 0.001, and fine-tune the number of negative samples corresponding to a positive case at {1, 2, 3, 4}. For GCNSLIM, we adjust the joint optimization weight α at {0.0, 0.01, 0.05, 0.1, 0.5}, the L2 regularization coefficient λ at {0.1, 0.5, 1.0, 1.5, 2.0, 5.0}, and the number of GCN layers at {1, 2, 3}.

4.3 Overall Experiments

Table 2 shows the overall performance comparison results. We have the following observations:

- (1) GCNSLIM consistently outperforms all baselines on both datasets. This demonstrates the rationality and effectiveness of combining graph convolutional networks with sparse linear methods.
- (2) On the e-government service dataset, SLIM-like methods are

Table 2: Overall performance comparison

Model	Wuhou		ML-1M	
	Recall@10	NDCG@10	Recall@10	NDCG@10
SLIM	0.5897	0.5860	0.1706	0.3682
EASE ^R	0.5898	0.5861	0.1714	0.3714
ADMMSLIM	0.5927	0.5875	0.1736	0.3761
NGCF	0.5813	0.5783	0.1633	0.3557
LightGCN	0.5879	0.5836	0.1733	0.3743
GCNSLIM($\alpha=0$)	0.594	0.5898	0.1778	0.3752
GCNSLIM($\alpha=0.05$)	0.5937	0.5898	0.1786	0.3769

consistently better than MF-like methods. This proves that in the e-government service recommendation scenario, SLIM-like methods have better applicability for modeling the recommendation task with a large number of users and a small number of items.

- (3) On the ML-1M dataset, the advanced SLIM-like algorithms GCNSLIM and ADMMSLIM are consistently superior to the advanced MF-like algorithms LightGCN and NGCF, but the advantage distance is shorter than that on the Wuhou dataset. This makes sense, because the number of ML-1M users is still significantly larger than the number of items, but its data volume distribution is more balanced compared to Wuhou.

³<http://gk.chengdu.gov.cn/openApply/>

(4) The performance of GCNSLIM ($\alpha=0$) is better than GCNSLIM ($\alpha=0.05$) on Wuhou and weaker than GCNSLIM ($\alpha=0.05$) on MI-1M. This shows that GCN combined with pure SLIM is sufficient to cope with e-government service recommendation scenarios with skewed data volume distribution, while joint optimization measures play a greater role in scenarios where data volume distribution is more balanced.

(5) On the two datasets, GCNSLIM and LightGCN achieve better performance than NGCF, which reflects that the light graph convolution is still better than the standard graph convolution on the dataset with uneven distribution of the number of users and items. In particular, the poor performance of NGCF on MI-1M implies that the feature transformation operator will lead to more severe overfitting in scenarios with relatively rich items and interactions.

(6) On both datasets, ADMMSLIM and EASE^R have improved performance compared to SLIM, and ADMMSLIM's performance is better than EASE^R. This indicates that they are effective for SLIM performance optimization, and the flexible automatic control of SLIM target items is significantly superior to the heuristic control.

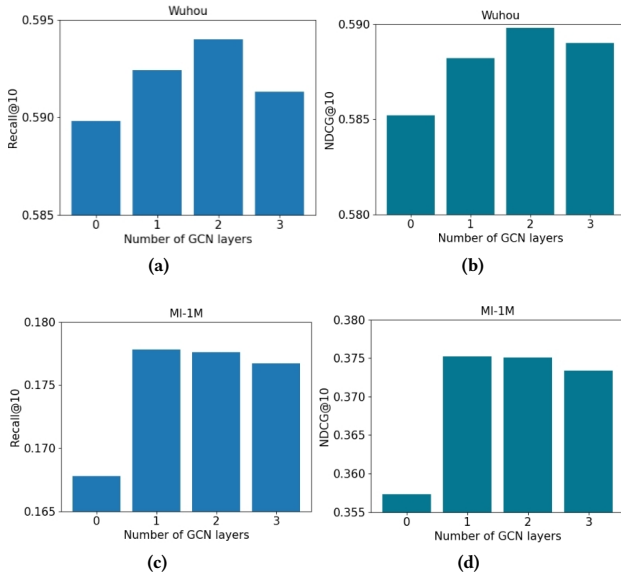


Figure 4: Effect of graph convolution layers.

4.4 Ablation Experiments

4.4.1 The effectiveness of GCNs. To investigate whether GCNSLIM can benefit from the high-order connectivity propagated by GCNs, we transform the model depth. In particular, taking $\alpha=0$ as an example, search for the number of layers K in $\{0, 1, 2, 3\}$, where the 0th layer embeddings are retained when $K=0$. Figure 4 shows the results of the experiment, and we have the following observations: (1) In all cases, using GCN components ($K > 0$) greatly increases the recommendation performance (for example, Recall and NDCG of 1-layer GCN improve by 5.96% and 5.01% compared to 0-layer GCN on ML-1M), empirically showing that GCNSLIM can benefit

from the collaborative signals propagated by GCNs.

(2) With the increasing number of GCN layers, the recommendation performance of GCNSLIM first increases and then decreases in all cases, reaching the best performance when the number of layers is equal to 2 in the Wuhou dataset. This reflects that GCNSLIM considering second-order neighbors can optimally balance mining high-order connectivity and reducing overfitting in the e-government service recommendation dataset, while applying deeper structures may introduce noise into representation learning. The best results are achieved when the number of layers is equal to 1 in the MI-1M dataset, which implies that the collaborative signals carried by first-order neighbors are sufficient for GCNSLIM to achieve the best performance when the amount of items and interactions are relatively abundant.

(3) Comparing Figure 4 and Table 2, when changing the number of propagation layers, GCNSLIM is consistently better than non-SLIM-like methods (i.e. NGCF, LightGCN) on the Wuhou dataset. It once again proves the effectiveness of the SLIM framework for e-government service recommendations.

4.4.2 The effectiveness of SLIM. To investigate whether GCNSLIM could benefit from the SLIM framework, we consider a variant of GCNSLIM based on the MF framework, terminated as GCNMF. In particular, for GCNSLIM with 1-layer or 2-layer GCN, we keep the layer 0 embeddings, remove the transpose multiplication and subsequent components, and use the user embeddings and item embeddings for dot product interaction prediction. Moreover, we also consider the GCNMF variant with nonlinear activation, +LR means adding nonlinear activation. We show the performance comparison results with GCNSLIM ($\alpha=0$) in Table 3, and show the training time comparison results in Figure 5 (the experimental environment is RTX 3090 24G), and we have the following observations:

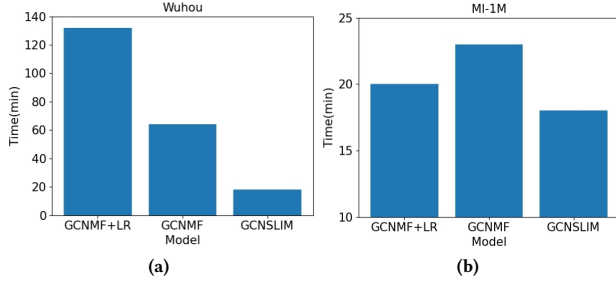
(1) In all cases, GCNSLIM consistently outperforms MF-like variants, empirically showing that GCNSLIM can benefit from the SLIM framework. This shows that the SLIM framework can more accurately model the e-government service recommendation scenarios. (2) Comparing the training time of GCNSLIM, GCNMF and GCNMF+LR to achieve optimal performance on the Wuhou dataset, it can be found that the convergence speed of GCNSLIM is significantly faster than the other two (the training time is reduced by an average of 79.12%). This shows that the SLIM framework can model e-government service recommendation scenarios more quickly and efficiently.

(3) Comparing the performance of GCNMF and GCNMF+LR, it can be observed that the two variants have comparable performance. This implies that the non-linear activation has no significant effect on the MF-like graph collaborative filtering algorithms, which is consistent with the results in the paper [12].

4.4.3 The effectiveness of optimization measures. To investigate whether GCNSLIM can benefit from the two proposed optimizations — removing layer 0 embeddings and adding nonlinear activations — we consider GCNSLIM's variants without the optimizations. Among them, GCNSLIM+0 represents the variant that retains the layer 0 embeddings, GCNSLIM-LR represents the variant that removes LeakyReLU, and GCNSLIM+0-LR represents the variant without both optimizations. In particular, taking $\alpha=0$ as an example, we show the results in Table 4, and have the following observations:

Table 3: Performance comparison of GCNSLIM and GCNMFs.

Layer	Model	Wuhou		MI-1M	
		Recall@10	NDCG@10	Recall@10	NDCG@10
#1	GCNMF+LR	0.5894	0.5870	0.1730	0.3716
	GCNMF	0.5866	0.5840	0.1738	0.3726
	GCNSLIM	0.5924	0.5882	0.1778	0.3752
#2	GCNMF+LR	0.5892	0.5879	0.1749	0.3734
	GCNMF	0.5900	0.5888	0.1748	0.3727
	GCNSLIM	0.5940	0.5898	0.1776	0.3751

**Figure 5: Training time comparison of GCNSLIM and GCNMFs.****Table 4: Impact of GCNSLIM optimization measures**

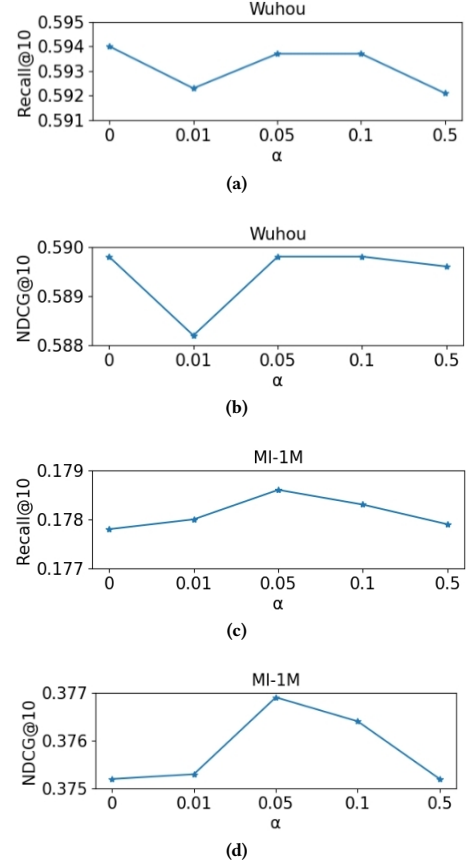
Model	Wuhou		MI-1M	
	Recall@10	NDCG@10	Recall@10	NDCG@10
GCNSLIM+0	0.5922	0.5888	0.1724	0.3642
GCNSLIM-LR	0.5884	0.5866	0.1774	0.3728
GCNSLIM+0-LR	0.5903	0.5867	0.1716	0.3628
GCNSLIM	0.5940	0.5898	0.1778	0.3752

(1) GCNSLIM consistently outperforms other variants, empirically showing that GCNSLIM can significantly benefit from the two proposed optimization measures. This implies that both the weakening of item self-similarity by removing layer 0 embeddings and the adaptation for strong centrality nodes by adding nonlinear activation can effectively improve the recommendation performance of GCNSLIM.

(2) On the Wuhou dataset, the performance degradation of GCNSLIM-LR compared with GCNSLIM is significantly greater than that of MI-1M dataset. This implies that in the e-government service recommendation scenarios with a larger user/item volume gap, the centrality of item nodes that SLIM-like methods focus on is stronger, and nonlinear activation is more required.

(3) On the MI-1M dataset, the performance degradation of GCNSLIM+0 compared to GCNSLIM is significantly greater than that of the Wuhou dataset. This implies that in recommendation scenarios where the number of users/items is more balanced and the number of interactions is more abundant, SLIM-like methods need

to place greater emphasis on removing item self-similarity, so as to fully learn the collaborative signals between items.

**Figure 6: GCNSLIM's performance on different α .**

4.5 Hyperparameter Experiments

4.5.1 The impact of joint optimization weight α . To analyze the impact of the joint optimization weight on GCNSLIM, we vary the joint optimization weight α in $\{0, 0.01, 0.05, 0.1, 0.5\}$ and show the results in Figure 6. As shown in Figure 6, the recommendation performance of GCNSLIM on the Wuhou dataset reaches the best when $\alpha=0$, indicating that in the e-government service recommendation scenarios with a larger user/item volume gap, GCN with the pure SLIM framework can achieve the best recommendation performance. On the MI-1M dataset, the recommendation performance of GCNSLIM first increases and then decreases with the increase of α , and the performance reaches the best when $\alpha=0.05$. This shows that the joint optimization measure in scenarios with a more balanced user/item volume can effectively improve the recommendation performance of GCNSLIM, but too high joint optimization weight may lead to model overfitting and damage performance.

4.5.2 The impact of L2 regularization rate λ . To analyze the effect of L2 regularization rate λ on GCNSLIM, taking $\alpha=0$ as an example, we change the L2 regularization rate λ on the Wuhou dataset to

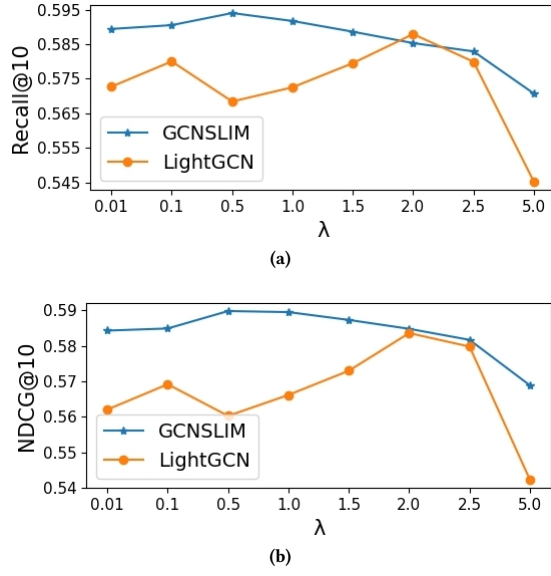


Figure 7: Performance of GCNSLIM and LightGCN on different λ .

{0.01, 0.1, 0.5, 1.0, 1.5, 2.0, 2.5, 5.0} and report the results in Figure 7. As shown in Figure 7, GCNSLIM is relatively insensitive to λ , and its recommendation performance trend is more stable than that of LightGCN. This shows that GCNSLIM is more immune to overfitting—because its core training parameter is only the item ID embeddings of layer 0, which is easier to train and regularize than LightGCN that pays equal attention to user ID embeddings and item ID embeddings. Overall, the optimal values of λ for GCNSLIM and LightGCN are 0.5 and 2.0, respectively. When λ is greater than 2.5, the performance of both models decreases rapidly. It shows that too strong regularization will negatively affect the normal training of models.

Overall, our comprehensive experimental results show that our GCNSLIM is an efficient and robust graph collaborative filtering recommendation algorithm, which can flexibly adapt to application scenarios such as e-government service recommendation to obtain higher recommendation accuracy and ideal operating performance.

5 CONCLUSION AND FUTURE WORK

In this work, we propose GCNSLIM for e-government service recommendation scenarios, which innovatively integrates light GCN on the SLIM framework, and effectively combines the advantages of both — SLIM’s efficient modeling ability for unbalanced user/item volume, and GCN’s ability to capture high-order collaborative signals. Additionally, we also propose two optimization measures — removing layer 0 embeddings and adding nonlinear activation, which further adapt to the characteristics of e-government service recommendation scenarios. Furthermore, we propose a joint optimization mode to flexibly balance the advantages of SLIM and MF to adapt to more diversified recommendation scenarios. Our extensive experiments on a real-world e-government service dataset and

a commonly used public dataset demonstrate the rationality and effectiveness of combining GCN and SLIM.

We believe the insights from GCNSLIM are instructive for the future development of e-government service recommendation models. This work is an initial attempt to combine the advantages of both GCN and SLIM in collaborative filtering recommendation, and opens new research possibilities. In particular, in terms of GCN, we can learn a more uniform distribution of users and items to alleviate the popularity bias by designing a contrastive learning mode [4] suitable for e-government service recommendation scenarios; We can integrate the attention mechanism [30, 42] into the message or layer aggregation functions to assign varying weights to different messages or layer embeddings based on their importance, which can improve the interpretability of recommendation results; In terms of SLIM, we can try to adopt multinomial likelihood loss function [19] or contrastive loss function (e.g., cosine contrastive loss [23]) instead of simple squared loss to achieve higher ranking accuracy. Furthermore, with the continuous development of e-government services, the number of active users with rich interaction history will gradually increase, and the contextual data of users and items will also be gradually accumulated. At that time, in addition to GCN and other advanced general recommendation technologies can be introduced into the field of e-government service recommendation, advanced sequence recommendation [8, 13, 25] and context-aware recommendation [30, 36] technologies (such as Bert, SAN, etc.) will also have great application space in the field of e-government service recommendation.

REFERENCES

- [1] Sabine Ben Abdabbah, Raouia Ayachi, and Nahla Ben Amor. 2016. A dynamic community-based personalization for e-Government services. In *Proceedings of the 9th International Conference on Theory and Practice of Electronic Governance*. 258–265.
- [2] Raouia Ayachi, Imen Boukhris, Sehl Mellouli, Nahla Ben Amor, and Zied Elouedi. 2016. Proactive and reactive e-government services recommendation. *Universal Access in the Information Society* 15 (2016), 681–697.
- [3] Rianne van den Berg, Thomas N Kipf, and Max Welling. 2018. Graph convolutional matrix completion. (2018).
- [4] Xuheng Cai, Chao Huang, Lianghao Xia, and Xubin Ren. 2023. LightGCL: Simple Yet Effective Graph Contrastive Learning for Recommendation. (2023).
- [5] Jia-Wei Chang, Ching-Yi Chiou, Jia-Yi Liao, Ying-Kai Hung, Chien-Che Huang, Kuan-Cheng Lin, and Ying-Hung Pu. 2021. Music recommender using deep embedding-based features and behavior-based reinforcement learning. *Multimedia Tools and Applications* (2021), 1–28.
- [6] Evangelia Christakopoulou and George Karypis. 2016. Local item-item models for top-n recommendation. In *Proceedings of the 10th ACM conference on recommender systems*. 67–74.
- [7] Edoardo D’Amico, Khalil Muhammad, Elias Tragou, Barry Smyth, Neil Hurley, and Aonghus Lawlor. 2023. Item Graph Convolution Collaborative Filtering for Inductive Recommendations. In *Advances in Information Retrieval: 45th European Conference on Information Retrieval*. 249–263.
- [8] Xinyan Fan, Zheng Liu, Jianxun Lian, Wayne Xin Zhao, Xing Xie, and Ji-Rong Wen. 2021. Lighter and better: low-rank decomposed self-attention networks for next-item recommendation. In *Proceedings of the 44th international ACM SIGIR conference on research and development in information retrieval*. 1733–1737.
- [9] Saubhik Goswami, Srijeet Roy, Sneha Banerjee, Sohini Bhattacharya, and Sankhayan Choudhury. 2022. A profiling-based movie recommendation approach using link prediction. *Innovations in Systems and Software Engineering* (2022), 1–8.
- [10] Xuetao Guo and Jie Lu. 2007. Intelligent e-government services with personalized recommendation techniques. *International journal of intelligent systems* 22, 5 (2007), 401–417.
- [11] Ruining He and Julian McAuley. 2016. VBPR: visual bayesian personalized ranking from implicit feedback. In *Proceedings of the AAAI conference on artificial intelligence*. 144–150.
- [12] Xiangnan He, Kuan Deng, Xiang Wang, Yan Li, Yongdong Zhang, and Meng Wang. 2020. Lightgcn: Simplifying and powering graph convolution network for

- recommendation. In *Proceedings of the 43rd International ACM SIGIR conference on research and development in Information Retrieval*. 639–648.
- [13] Yupeng Hou, Binbin Hu, Zhiqiang Zhang, and Wayne Xin Zhao. 2022. Core: simple and effective session-based recommendation within consistent representation space. In *Proceedings of the 45th international ACM SIGIR conference on research and development in information retrieval*. 1796–1801.
 - [14] Yakun Huang, Yang Wang, and Mingxing Wang. 2017. E-government recommendation algorithm combining community and association sequence mining. *Journal of Computer Applications* 37, 9 (2017), 2671.
 - [15] Ankush Jain, Surendra Nagar, Pramod Kumar Singh, and Joydip Dhar. 2020. EMUCF: Enhanced multistage user-based collaborative filtering through non-linear similarity for recommendation systems. *Expert Systems with Applications* 161 (2020), 113724.
 - [16] Taeyong Kong, Taeri Kim, Jinsung Jeon, Jeongwhan Choi, Yeon-Chang Lee, Noseong Park, and Sang-Wook Kim. 2022. Linear, or non-linear, that is the question! In *Proceedings of the Fifteenth ACM International Conference on Web Search and Data Mining*. 517–525.
 - [17] Hamidreza Koochi and Kourosh Kiani. 2016. User based collaborative filtering using fuzzy C-means. *Measurement* 91 (2016), 134–139.
 - [18] Mark Levy and Kris Jack. 2013. Efficient top-n recommendation by linear regression. In *RecSys large scale recommender systems workshop*.
 - [19] Dawen Liang, Rahul G Krishnan, Matthew D Hoffman, and Tony Jebara. 2018. Variational autoencoders for collaborative filtering. In *Proceedings of the 2018 world wide web conference*. 689–698.
 - [20] Zihan Lin, Changxin Tian, Yupeng Hou, and Wayne Xin Zhao. 2022. Improving graph collaborative filtering with neighborhood-enriched contrastive learning. In *Proceedings of the ACM Web Conference 2022*. 2320–2329.
 - [21] Bin Liu, Tao Chen, Peng Jia, and Lin Wang. 2020. Effective public service delivery supported by time-decayed Bayesian personalized ranking. *Knowledge-Based Systems* 206 (2020), 106376.
 - [22] Yun Liu and Jun Miyazaki. 2023. Knowledge-aware attentional neural network for review-based movie recommendation with explanations. *Neural Computing and Applications* 35, 3 (2023), 2717–2735.
 - [23] Kelong Mao, Jieming Zhu, Jimpeng Wang, Quanyu Dai, Zhenhua Dong, Xi Xiao, and Xiuqiang He. 2021. SimpleX: A simple and strong baseline for collaborative filtering. In *Proceedings of the 30th ACM International Conference on Information & Knowledge Management*. 1243–1252.
 - [24] Xia Ning and George Karypis. 2011. Slim: Sparse linear methods for top-n recommender systems. In *2011 IEEE 11th international conference on data mining*. IEEE, 497–506.
 - [25] Zhiqiang Pan, Fei Cai, Wanyu Chen, Honghui Chen, and Maarten De Rijke. 2020. Star graph neural networks for session-based recommendation. In *Proceedings of the 29th ACM international conference on information & knowledge management*. 1195–1204.
 - [26] Deepjyoti Roy and Mala Dutta. 2022. Optimal hierarchical attention network-based sentiment analysis for movie recommendation. *Social Network Analysis and Mining* 12, 1 (2022), 138.
 - [27] Suvash Sedhain, Aditya Menon, Scott Sanner, and Dariusz Braziunas. 2016. On the effectiveness of linear models for one-class collaborative filtering. In *Proceedings of the AAAI Conference on Artificial Intelligence*. 229–235.
 - [28] Peter Shaw, Jakob Uszkoreit, and Ashish Vaswani. 2018. Self-attention with relative position representations. (2018), 464–468.
 - [29] Heng-Shiou Sheu, Zhixuan Chu, Daiqing Qi, and Sheng Li. 2021. Knowledge-guided article embedding refinement for session-based news recommendation. *IEEE Transactions on Neural Networks and Learning Systems* 33, 12 (2021), 7921–7927.
 - [30] Weiping Song, Chence Shi, Zhiping Xiao, Zhijian Duan, Yewen Xu, Ming Zhang, and Jian Tang. 2019. AutoInt: Automatic feature interaction learning via self-attentive neural networks. In *Proceedings of the 28th ACM International Conference on Information and Knowledge Management*. 1161–1170.
 - [31] Harald Steck. 2019. Embarrassingly shallow autoencoders for sparse data. In *The World Wide Web Conference*. 3251–3257.
 - [32] Harald Steck, Maria Dimakopoulou, Nickolai Riabov, and Tony Jebara. 2020. Admm slim: Sparse recommendations for many users. In *Proceedings of the 13th international conference on web search and data mining*. 555–563.
 - [33] Ninghua Sun, Tao Chen, Wenshan Guo, and Longya Ran. 2021. Enhanced Collaborative Filtering for Personalized E-Government Recommendation. *Applied Sciences* 11, 24 (2021), 12119.
 - [34] Ninghua Sun, Tao Chen, Qiangqiang Luo, and Longya Ran. 2022. User dynamic topology-information-based matrix factorization for e-government recommendation. *Applied Soft Computing* 124 (2022), 108993.
 - [35] Jason Turcotte, Chance York, Jacob Irving, Rosanne M Scholl, and Raymond J Pingree. 2015. News recommendations from social media opinion leaders: Effects on media trust and information seeking. *Journal of computer-mediated communication* 20, 5 (2015), 520–535.
 - [36] Ruoxi Wang, Rakesh Shivanna, Derek Cheng, Sagar Jain, Dong Lin, Lichan Hong, and Ed Chi. 2021. Dcn v2: Improved deep & cross network and practical lessons for web-scale learning to rank systems. In *Proceedings of the web conference 2021*. 1785–1797.
 - [37] Sinong Wang, Belinda Z Li, Madian Khabsa, Han Fang, and Hao Ma. 2020. Linformer: Self-attention with linear complexity. *arXiv preprint arXiv:2006.04768* (2020).
 - [38] Xiang Wang, Xiangnan He, Meng Wang, Fuli Feng, and Tat-Seng Chua. 2019. Neural graph collaborative filtering. In *Proceedings of the 42nd international ACM SIGIR conference on Research and development in Information Retrieval*. 165–174.
 - [39] Jiancan Wu, Xiang Wang, Fuli Feng, Xiangnan He, Liang Chen, Jianxun Lian, and Xing Xie. 2021. Self-supervised graph learning for recommendation. In *Proceedings of the 44th international ACM SIGIR conference on research and development in information retrieval*. 726–735.
 - [40] Juan Xia. 2022. Construction and implementation of music recommendation model utilising deep learning artificial neural network and mobile edge computing. *International Journal of Grid and Utility Computing* 13, 2-3 (2022), 183–194.
 - [41] Caie Xu, Lisha Xu, Yingying Lu, Huan Xu, and Zhongliang Zhu. 2019. E-government recommendation algorithm based on probabilistic semantic cluster analysis in combination of improved collaborative filtering in big-data environment of government affairs. *Personal and Ubiquitous Computing* 23 (2019), 475–485.
 - [42] Liangwei Yang, Shengjie Wang, Yunzhe Tao, Jiankai Sun, Xiaolong Liu, Philip S Yu, and Taiqing Wang. 2023. DGRc: Graph Neural Network for Recommendation with Diversified Embedding Generation. In *Proceedings of the Sixteenth ACM International Conference on Web Search and Data Mining*. 661–669.
 - [43] Junliang Yu, Hongzhi Yin, Xin Xia, Tong Chen, Lizhen Cui, and Quoc Viet Hung Nguyen. 2022. Are graph augmentations necessary? simple graph contrastive learning for recommendation. In *Proceedings of the 45th International ACM SIGIR Conference on Research and Development in Information Retrieval*. 1294–1303.
 - [44] Mingwei Zhang, Guiping Wang, Lanlan Ren, Jianxin Li, Ke Deng, and Bin Zhang. 2022. METoNR: A meta explanation triplet oriented news recommendation model. *Knowledge-Based Systems* 238 (2022), 107922.
 - [45] Wayne Xin Zhao, Shanlei Mu, Yupeng Hou, Zihan Lin, Yushuo Chen, Xingyu Pan, Kaiyuan Li, Yujie Lu, Hui Wang, Changxin Tian, et al. 2021. Recbole: Towards a unified, comprehensive and efficient framework for recommendation algorithms. In *Proceedings of the 30th ACM International Conference on Information & Knowledge Management*. 4653–4664.