

# Distilling Knowledge for Short-to-Long Term Trajectory Prediction

Sourav Das

sourav.das@phd.unipd.it

Guglielmo Camporese

guglielmo.camporese@phd.unipd.it

Lamberto Ballan

lamberto.ballan@unipd.it

Visual Intelligence and Machine

Perception Group (VIMP)

University of Padova

Padova, Italy

## Abstract

Long-term trajectory forecasting is a challenging problem in the field of computer vision and machine learning. In this paper, we propose a new method dubbed *Di-Long* ("Distillation for **Long**-Term trajectory") for long-term trajectory forecasting, which is based on knowledge distillation. Our approach involves training a student network to solve the long-term trajectory forecasting problem, whereas the teacher network from which the knowledge is distilled has a longer observation, and solves a short-term trajectory prediction problem by regularizing the student's predictions. Specifically, we use a teacher model to generate plausible trajectories for a shorter time horizon, and then distill the knowledge from the teacher model to a student model that solves the problem for a much higher time horizon. Our experiments show that the proposed Di-Long approach is beneficial for long-term forecasting, and our model achieves state-of-the-art performance on the Intersection Drone Dataset (inD) and the Stanford Drone Dataset (SDD).

## 1 Introduction

Human trajectory forecasting has seen an increasing interest over the last years due to the development of deep learning and due to the large number of applications related such as autonomous driving, robotics, video surveillance, and embodied navigation [1, 2, 3, 4, 5]. Accurate prediction of human movements is critical for these applications to ensure safety and improve efficiency. Short-term human trajectory forecasting has been extensively studied, and various methods have been proposed to predict the next few seconds or minutes of a person's movement. However, long-term human trajectory forecasting [6], which involves predicting human motion over a much longer period, remains a challenging task due to the complexity of human behavior and the uncertainty of future events.

In recent years, deep learning models such as recurrent neural networks (RNNs) [7, 8], convolutional neural networks (CNNs) [9], and graph neural networks (GNNs) [10] have been widely used for human trajectory forecasting. These models have shown impressive performance in short-term forecasting, but their performance deteriorates when predicting trajectories over longer time horizons. To tackle this challenge, researchers have proposed

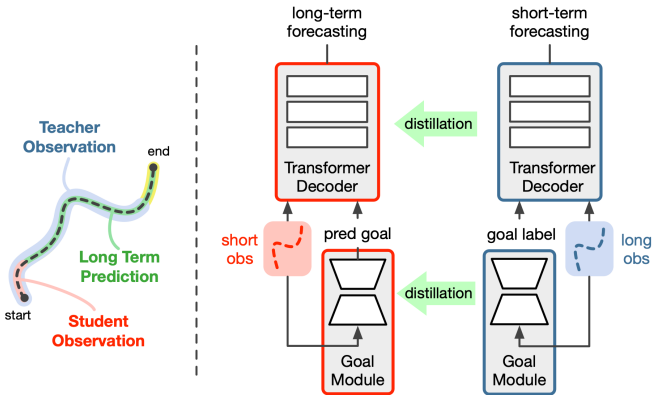


Figure 1: **Our framework.** On the left, we represent the full trajectory (black dotted line - -), the trajectory observed from the student model  $\mathcal{S}$  (red line -), the trajectory observed from the teacher model  $\mathcal{T}$  (blue line -), the long-term predicted trajectory from  $\mathcal{S}$  (green line -), and the short-term predicted trajectory from  $\mathcal{T}$  (yellow line -). On the right, we illustrate the components of our framework: the student transformer decoder predicting the long-term trajectory that is distilled from a teacher with the same architecture but using a much longer observation. Moreover, the student’s decoder is conditioned on the student goal module, which is distilled from a teacher goal module.

various approaches, such as incorporating external contextual information and using generative models such as variational autoencoders (VAEs) [4, 15] and generative adversarial networks (GANs) [4, 9, 12].

In this paper, we propose *Di-Long* ("**Distillation for Long-Term** trajectory"), a novel method for long-term trajectory forecasting using knowledge distillation. Knowledge distillation is a technique that has recently gained attention in the deep learning community. The idea behind knowledge distillation is to transfer the knowledge from a large, complex model (teacher) to a smaller, simpler model (student) [11]. This technique has been shown to be effective in reducing model size and improving generalization performance. However, to the best of our knowledge, knowledge distillation has not been explored for long-term trajectory forecasting. Recently, a knowledge distillation strategy has been introduced in [15] to reduce (as much as possible) the number of observations that are required for trajectory prediction in the standard short-term scenario. In contrast, our proposed method aims to improve the performance of existing models for long-term human trajectory forecasting by transferring knowledge from a short-to-long term horizon. Specifically, we use a teacher model to generate plausible trajectories for a long time horizon and then distill the knowledge from the teacher model to a smaller student model. The student model can then generate long-term trajectories with improved accuracy and efficiency.

We conduct extensive experiments on two datasets, namely Intersection Drone Dataset (inD) and Stanford Drone Dataset (SDD), thus covering both vehicle and human trajectory forecasting. Our results show that the proposed Di-Long approach is beneficial for long-term forecasting, and our model achieves state-of-the-art performance on both scenarios.

## 2 Related Works

**Short-Term Trajectory Forecasting.** Human trajectory forecasting has been a popular research topic in recent years. Short-term human trajectory forecasting has been extensively studied, where the aim is to predict the next few seconds or minutes of the person’s movement. Many methods have been proposed for this task, including recurrent neural networks (RNNs) [10, 27], convolutional neural networks (CNNs) [16], and graph neural networks (GNNs) [23]. Among them, RNN-based models such as LSTM [10, 27] and GRU [24] have shown impressive performance due to their ability to model temporal dependencies.

**Long-Term Trajectory Forecasting.** Although short-term human trajectory forecasting has achieved remarkable success, long-term forecasting remains challenging. Long-term forecasting involves predicting human motion over a much longer period, such as hours or even days. The difficulty lies in the complexity of human behavior, which is affected by various factors such as the intent of other agents, randomness in the agents’ decisions, the long-term goals of the agents, etc. There are very few approaches, made by the researchers to tackle this, such as estimating multi-modal long-term goals of the agents first, and then randomness is further reduced by sampling intermediate waypoints, conditioned on the final goal [16].

**Human-Human, Human-Space, and other Sources of Contextual Information.** In addition to modeling the dynamics of individual human motion, contextual information such as human-human and human-space interactions can also significantly influence human trajectory forecasting. Previous works have shown that incorporating such contextual information can improve the accuracy of trajectory forecasting models. For example, in [9], the authors proposed a method that models social interactions between humans by incorporating an attention mechanism that focuses on the relevant social cues. Similarly, in [22], the authors proposed a method that uses external context information such as weather, time of day, and location to improve the performance of long-term human trajectory forecasting. In this work, we aim to further improve the performance of human trajectory forecasting models by incorporating human-human and human-space contextual information.

**Knowledge Distillation.** The idea behind knowledge distillation is to transfer knowledge from a large, complex model (teacher) to a smaller, simpler model (student). In the context of human trajectory forecasting, knowledge distillation has been used to improve the performance of existing models by transferring the knowledge from a large teacher model to a smaller student model. For example, knowledge distillation has been used to make a model immune to incorrect detection, tracking, fragmentation, and corruption of trajectory data in crowded scenes, by distilling knowledge from a teacher with longer observation to a student with much fewer observations [18]. The performance is nearly retained though. However, to the best of our knowledge, knowledge distillation has not been explored for long-term human trajectory forecasting. In this paper, we propose a novel method for long-term human trajectory prediction knowledge distillation.

## 3 Our Model

### 3.1 Overview of the Technique

Our approach can be visualized in Figure 2. We leverage a strong prior approach, Goal-SAR [8], which recently reported competitive or even stronger performance than the state-

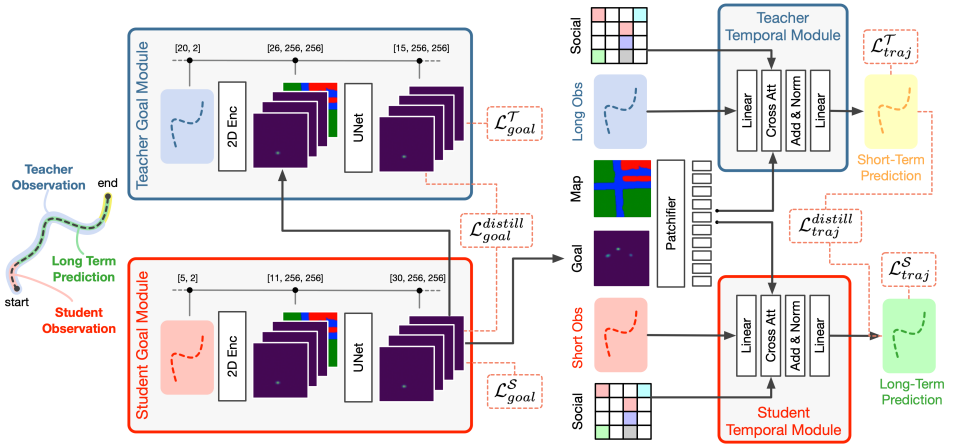


Figure 2: **Overview of the proposed Di-Long model.** The proposed architecture comprises of three input modalities: i) temporal information augmented with a social-aware attention mechanism; ii) scene-level information encoded in a semantic map; iii) the estimated goal distribution. The key contribution of the model is to allow short-to-long term prediction by effectively distilling knowledge from the teacher to the student network.

of-the-art Y-Net [16] model, despite having a much simpler architecture. In this regard, we build on top of Goal-SAR, aiming to design a model suitable for long-term trajectory forecasting in both human and vehicle trajectory prediction scenarios, thus testing on SDD [19] and InD [5] datasets. To incorporate scene-level information, we rely on the 2D spatial relationship of the trajectory positions w.r.t. the semantic map of the scene, encoded by a single-layer transformer decoder cross-attention block, conditioned on the semantic map of the scene and the Gaussian heatmap of the Goal/waypoint. We then encode the social behavior of the observed agents by leveraging the agent-aware attention mechanism, proposed in AgentFormer [26], which allows an agent’s state at one time to directly influence another agent’s state at a future time. It is intuitive that the U-Net [20] based goal estimator network in Goal-SAR [8], when fed a longer sequence of observation heatmaps, predicts a more determinate goal, closer to the ground truth. The same is true for the temporal module as well, as for a longer input observed sequence, it predicts the future trajectory closer to the ground truth. Driven by these intuitions, we deploy online knowledge distillation strategies in which knowledge from a short-term teacher is distilled into a long-term student module.

### 3.2 Multi-modal Temporal Module

**Incorporation of Spatial Information in Temporal Backbone.** While processing the trajectory points, the temporal backbone of Goal-SAR [8] does not take into consideration of the 2D spatial relationship of the trajectory points with respect to the semantic map of the scene and the goal/waypoint 2D Gaussian heatmaps. We replace the transformer encoder self-attention with a transformer decoder cross-attention block. The predicted 6-channel semantic map of the scene is appended with the 2D Gaussian heatmap of the goal/waypoint,

which together is patchified, projected and passed to the transformer decoder as the condition input, as shown in Figure 2.

**Incorporation of Social Influence.** Instead of the usual scaled dot product attention, the agent-aware attention mechanism, proposed in AgentFormer [26], is deployed so that intra-agent and inter-agent attention are calculated in a different way, preserving the notion of agent identity in a multi-agent setup.

**Conditional Waypoint Sampling.** We sample only a single waypoint, conditioned on the final predicted goal, in the same manner as proposed in Y-Net [14]. Although waypoints do not have any significant influence on ADE/FDE in short-term trajectory prediction, in long-term prediction it definitely helps.

### 3.3 Short-to-Long Term Knowledge Distillation

#### 3.3.1 Goal Module Distillation

Since, in our case, trajectory forecasting is heavily dependent on the predicted goal, a better-predicted goal leads to a better-predicted trajectory, closer to the ground truth. This is why, we focus on improving our goal prediction. To this end, we exploit knowledge distillation from a teacher goal prediction module which is fed with longer-duration observation, to a student goal module, which takes in the usual 5 seconds input, as in long-term prediction. For the sake of simplicity, we consider only one waypoint, which is exactly in the middle of the predicted trajectory of the student goal estimation module. Following the long-term prediction settings, if the observation of the student goal module starts at  $t = 0$ , the waypoint would be at  $t = T_{wp}$ , and the final time-step is  $T_F$ , where  $T_{wp} = 15$  and  $T_F = 30$ . If the history duration is  $T_h = 5$ , the teacher is fed with 2D Gaussian heatmap of duration  $(T_h + T_{wp}) = (5 + 15) = 20$  seconds and its prediction duration is  $T_F/2 = T_{wp} = 15$  seconds.

We deploy an **online interactive** knowledge distillation scheme; it is interactive because we feedback, part of the student goal module output, as input to the teacher goal module. We divide the student goal module output of duration  $T_F = 2 * T_{wp}$  into two parts of size  $T_{wp}$  each. The ground truth heatmaps of duration  $T_h$  are channel-wise concatenated with the first part of the student goal module heatmap output, to get an **augmented** input for the teacher goal module of duration  $(T_h + T_{wp}) = (5 + 15) = 20$  seconds. The teacher goal module output, corresponding to this augmented input, i.e.,  $\hat{P}_{T,S[0:T_{wp}]}(t)$  is compared with ground truth,  $p_t$  for knowledge distillation, in an indirect way. There are also a usual teacher BCE loss, calculated between ground truth heatmaps,  $p_t$  and teacher predicted heatmaps,  $\hat{P}_{T,Gr}(t)$ , a student BCE loss, calculated between ground truth,  $p_t$  and student predicted heatmaps,  $\hat{P}_{S,Gr}(t)$ , and an MSE loss between predicted trajectory points,  $\hat{x}_t$  and ground truth points,  $x_t$ . More formally, the losses are defined as follows:

$$\mathcal{L}_{goal}^S = \frac{1}{T_F} \sum_{t=0}^{T_F} \text{BCE}(p_t, \hat{P}_{S,Gr}(t)), \quad \mathcal{L}_{goal}^T = \frac{1}{T_F - T_{wp}} \sum_{t=T_{wp}}^{T_F} \text{BCE}(p_t, \hat{P}_{T,Gr}(t)) \quad (1)$$

$$\mathcal{L}_{goal}^{distill} = \frac{1}{T_F - T_{wp}} \sum_{t=T_{wp}}^{T_F} \text{BCE}(p_t, \hat{P}_{T,S[0:T_{wp}]}(t)), \quad \mathcal{L}_{goal} = \mathcal{L}_{goal}^S + \mathcal{L}_{goal}^T + \mathcal{L}_{goal}^{distill} \quad (2)$$

### 3.3.2 Temporal Module Distillation

A temporal module with a longer-duration input sequence produces a more determinate output sequence, closer to the ground truth. Driven by this intuition, we exploit knowledge distillation from a teacher temporal module which is fed with longer-duration observation ( $T_h + T_{wp}$ ), to a student goal module, which takes in the usual  $T_h = 5$  seconds input, as in long-term prediction. The distillation loss is pretty straightforward here; an MSE loss between a teacher prediction,  $\hat{x}_t^T$ , and a student prediction,  $\hat{x}_t^S$ . There are as usual a teacher MSE loss, a student MSE loss, and a goal BCE loss as well. More formally:

$$\mathcal{L}_{traj}^S = \frac{1}{T_F} \sum_{t=0}^{T_F} \|x_t - \hat{x}_t^S\|^2, \quad \mathcal{L}_{traj}^T = \frac{1}{T_F - T_{wp}} \sum_{t=T_{wp}}^{T_F} \|x_t - \hat{x}_t^T\|^2 \quad (3)$$

$$\mathcal{L}_{traj}^{distill} = \frac{1}{T_F - T_{wp}} \sum_{t=T_{wp}}^{T_F} \|\hat{x}_t^T - \hat{x}_t^S\|^2, \quad \mathcal{L}_{traj} = \mathcal{L}_{traj}^S + \mathcal{L}_{traj}^T + \mathcal{L}_{traj}^{distill} \quad (4)$$

### 3.3.3 “Total Distillation”

We study the effect of the goal module distillation and the temporal module distillation together in an end-to-end trainable network, for which the loss function is as follows:

$$\mathcal{L} = \mathcal{L}_{goal} + \lambda \mathcal{L}_{traj} \quad (5)$$

## 4 Experiments

### 4.1 Datasets and Experimental Setting

**Experimental Settings.** We adhere to the well-established experimental protocol for **short-term prediction** used in [10, 9], that is to observe 3.2 s and to predict the next 4.8 s. This implies that  $T_h = 8$  and  $T_F = 12$  time steps. Whereas, in the **long-term prediction** setting [16], a 10 times longer prediction horizon, up to a minute, is considered. In the latter case,  $T_h = 5$  and  $T_F = 30$  time steps.

**Datasets.** We evaluate our model on two standard pedestrian datasets: Stanford Drone Dataset (SDD) [14], and Intersection Drone Dataset (inD) [9]. Stanford Drone Dataset encompasses several large areas of a university campus from a bird’s-eye-view perspective. For the SDD dataset which contains 60 different scene recordings, 30 scenes are used as train and 17 as test data, and only *pedestrian* are retained. This is the same split proposed in Kothari *et al.* [13] and used by more recent works [15, 2]. inD is composed of 32 recordings of trajectories collected at 4 German intersections, where pedestrians interact with cars to reach their destinations. We focus only on pedestrian trajectories and consider the evaluation protocol proposed in Bertugli *et al.* [9], where all scenes are split into the train, validation, and test sets according to a 70-10-20 rule.

**Metrics.** For quantitative evaluation, we consider two standard error metrics, namely the Average Displacement Error (ADE) and the Final Displacement Error (FDE). The ADE is calculated by measuring the average  $l_2$  distance between predicted and ground truth trajectories, while for FDE, the final positions are considered. As per the recent papers which furnish their analyses in a stochastic setting, we report  $\text{Min}_{20}\text{ADE}$  and  $\text{Min}_{20}\text{FDE}$  metrics, which

Method	Social	Semantic Map	Goal	Knowledge Distillation	ADE	FDE
Social-GAN [10]	✓	✗	✗	✗	38.57	84.61
PECNet [15]	✓	✗	✓	✗	20.25	32.95
R-PECNet [15, 16]	✓	✗	✓	✗	341.80	1702.64
Goal-SAR* [10]	✗	✗	✓	✗	18.53	26.59
Y-Net* [16]	✗	✓	✓	✗	<u>15.19</u>	<u>23.17</u>
Di-Long (Ours)	✓	✓	✓	✗	17.79	23.33
<b>Di-Long (Ours)</b>	✓	✓	✓	✓	<b>14.89</b>	<b>19.85</b>

Table 1: **Intersection Drone dataset (inD) long-term results.** Results are reported as the min ADE and FDE of 20 predicted samples, in pixels (lower is better). Bold and underlined numbers indicate best and second-best. **Social, Semantic Map, Goal** indicate additional input information (other than temporal) used by the models and represent the Social component, Semantic Map in temporal module, and Goal-estimation module, respectively. **Knowledge Distillation** is not a modality but an enhancement to the model. Note: \* means the model was trained by us since the authors did not provide the dataset splits that they used for experiments (or used different splits).

are obtained by generating 20 predicted samples for each input trajectory and retaining the one that is closest to the ground truth prediction.

## 4.2 Experimental Results

### 4.2.1 Long-term Forecasting Results

**inD Dataset.** Table 1 shows our results on the Intersection Drone Dataset in long-term settings. Although Goal-SAR out-performs Y-Net in short-term prediction, Y-Net has additional inputs like waypoint and scene semantic map, which is why it outperforms other methods (such as Goal-SAR) in long-term prediction. Indeed, waypoints play a major role in improving the performance in long-term prediction. As Di-Long relies on all these additional inputs, its performance is comparable to Y-Net. Eventually, when the Di-Long baseline is empowered with knowledge distillation from a short-term teacher, it out-performs Y-Net.

**SDD Dataset.** Table 2 shows our results on the Stanford Drone Dataset in long-term settings. In this case, both Y-Net and Goal-SAR are run with a data preprocessing, adopted from the STAR [17], which is socially aware and does not split trajectories, containing missing data. Y-Net codebase has a data preprocessing that splits trajectories, fragmented due to missing information. The continuity of the trajectories is not preserved because they treat the split trajectories differently. Adopting STAR-based data preprocessing, which completely neglects the fragmented trajectories, leads to an FDE for Y-Net, a bit higher than reported, although lowers the ADE than reported. Goal-SAR, which does not have the social information, waypoint, and schematic maps relation in the temporal backbone, falls behind Y-Net. On the other hand, Di-Long with all the missing inputs and additional knowledge distillation, is on par with Y-Net.

### 4.2.2 Short-term Forecasting Results

Table 3 (left) shows our results on SDD and Table 3 (right) shows our results on inD Dataset in short-term settings. As Y-Net authors did not report inD short-term results, we train

Method	Social	Semantic Map	Goal	Distill.	ADE	FDE
Social-GAN [9]	✓	✗	✗	✗	155.32	307.88
PECNet [15]	✓	✗	✓	✗	72.22	118.13
R-PECNet [15, 16]	✓	✗	✓	✗	261.27	750.42
Goal-SAR* [9]	✗	✗	✓	✗	53.08	79.26
Y-Net* [16]	✗	✓	✓	✗	<b>46.00</b>	77.45
Di-Long (Ours)	✓	✓	✓	✗	48.92	76.31
<b>Di-Long (Ours)</b>	✓	✓	✓	✓	<u>48.21</u>	<b>72.41</b>

Table 2: **Stanford Drone dataset (SDD) long-term results.** Results are reported as the minimum ADE and FDE of 20 predicted samples, in pixels (lower is better). Bold and underlined numbers indicate best and 2nd-best. Note: \* means the model was trained by us.

Method	Distill.	ADE	FDE
Social-GAN [9]	✗	27.23	41.44
CF-VAE [9]	✗	12.60	22.30
P2TIRL [9]	✗	12.58	22.07
SimAug [16]	✗	10.27	19.71
PECNet [15]	✗	9.96	15.88
Goal-SAR* [9]	✗	7.98	12.21
Y-Net* [16]	✗	8.25	12.10
Di-Long (Ours)	✗	<b>7.43</b>	<u>12.13</u>
<b>Di-Long (Ours)</b>	✓	<b>7.43</b>	<b>12.07</b>

Method	Distill.	ADE	FDE
Social-GAN [9]	✗	0.48	0.99
ST-GAT [16]	✗	0.48	1.00
AC-VRNN [9]	✗	0.42	0.80
Goal-SAR* [9]	✗	0.44	0.70
Y-Net* [16]	✗	0.55	0.93
Di-Long (Ours)	✗	<u>0.39</u>	<u>0.61</u>
<b>Di-Long (Ours)</b>	✓	<b>0.37</b>	<b>0.59</b>

Table 3: **Short-term results:** Stanford Drone (left) and Intersection Drone (right) datasets. Results are reported as the minimum ADE and FDE of 20 predicted samples, in pixels (lower is better). **Distill.** corresponds to **Knowledge Distillation**. Note: as in the previously reported results, \* means the model was trained by us.

Y-Net using the standard short-term evaluation protocol for a fair comparison. Both Goal-SAR [9] and Y-Net results are a little higher than the reported results, as our experiments reveal. Although Di-Long outperforms Goal-SAR, the effect of knowledge distillation is not prominent due to short-term settings.

### 4.3 Ablation Studies

**Ablation of Di-Long components.** We compare the Goal-SAR baseline [9] to our Di-Long model by including all the combinations of different components. The contribution of each added component is reported in Table 4 in terms of improved ADE/FDE on the SDD dataset in the long-term prediction setting. Including the spatial relationship of 2D trajectory points with the scene semantic map in the temporal module cross-attention improves FDE by almost 6.5%. A waypoint improves the ADE by 4.6%. Social relation does not influence much on ADE/FDE. With an improved goal prediction, done by knowledge distillation from a short-term goal module, FDE improves by almost 6%. The effect of other types of knowledge distillation is visible in Table 4.

**Benchmarking Performance against Time Horizons.** Di-Long consistently outperforms Y-Net and Goal-SAR, as evident from Figure 3. Particularly Di-Long’s FDE is always the lowest. From prediction time between 20 seconds to 50 seconds, Y-Net has better ADE than



Method	Map	Waypoint	Social Info.	GW-HM	GM Distill.	TM Distill.	ADE	FDE
Goal-SAR [10]	✗	✗	✗	✗	✗	✗	53.08	84.86
Di-Long (ours)	✓	✗	✗	✗	✗	✗	53.07	79.36
Di-Long (ours)	✗	✓	✗	✗	✗	✗	50.64	80.66
Di-Long (ours)	✓	✓	✗	✗	✗	✗	49.92	78.05
Di-Long (ours)	✓	✓	✓	✗	✗	✗	49.79	77.78
Di-Long (ours)	✓	✓	✓	✓	✗	✗	48.92	76.31
Di-Long (ours)	✓	✓	✓	✓	✓	✗	48.90	71.88
Di-Long (ours)	✓	✓	✓	✓	✗	✓	48.91	<b>70.56</b>
Di-Long (ours)	✓	✓	✓	✓	✓	✓	<b>48.21</b>	72.41

Table 4: **Ablation studies (SDD long-term).** In **GW-HM** a 2D Gaussian heatmap (HM) of the goal/waypoint (GW) is appended to the semantic map, patchified, projected and passed as the control input of the transformer decoder. **GM Distill** corresponds to goal module distillation, while **TM Distill** corresponds to temporal module distillation, respectively.

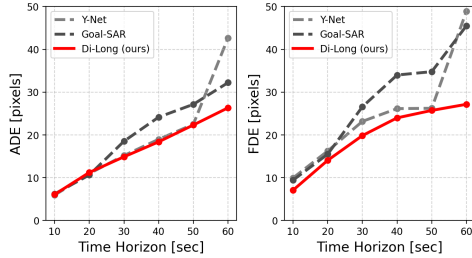


Figure 3: **Performance across long-time horizons.** Our model always shows the lowest FDE score due to knowledge distillation.

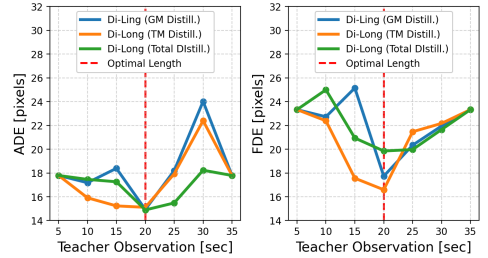


Figure 4: **Optimal teacher input length.** Looking for the best ADE/FDE trade-off w.r.t. the teacher input length.

Goal-SAR but for a very long prediction time, like 60 seconds, models with a transformer-based temporal backbone (Goal-SAR, Di-Long) have a much lower ADE than CNN-based Y-Net.

**Finding optimum input length for the teacher.** Keeping the input length for the student network, fixed at 5 secs, an ablation study is performed with varying teacher network input length from 5 secs to 35 secs. It is found that for teacher input length =  $T_h + T_{wp} = T_h + (T_F/2) = 5 + (30/2) = 5 + 15 = 20$  secs, we have the minimum ADE/FDE for all three difference knowledge distillation schemes.

## 5 Conclusion

In summary, we introduced a simple, scene and socially compliant, auto-regressive transformer-based architecture, empowered with a novel knowledge distillation scheme for long-term trajectory prediction. Our model can predict scene and socially-complaint trajectories with an increased multi-modal capability. Di-Long achieves state-of-the-art performance in long-term prediction on both the Intersection Drone (inD) and Stanford Drone (SDD) datasets, thus proving the effectiveness of the proposed solution for human and vehicle trajectory prediction. However, since there is little scope for knowledge distillation in short-term prediction, we do not observe significant performance gain in the standard short-term scenario.

## References

- [1] Alexandre Alahi, Kratarth Goel, Vignesh Ramanathan, Alexandre Robicquet, Li Fei-Fei, and Silvio Savarese. Social LSTM: Human trajectory prediction in crowded spaces. In *CVPR*, 2016.
- [2] Lamberto Ballan, Francesco Castaldo, Alexandre Alahi, Francesco Palmieri, and Silvio Savarese. Knowledge transfer for scene-specific motion prediction. In *ECCV*, 2016.
- [3] Alessia Bertugli, Simone Calderara, Pasquale Coscia, Lamberto Ballan, and Rita Cucchiara. AC-VRNN: Attentive Conditional-VRNN for multi-future trajectory prediction. *Computer Vision and Image Understanding*, 2021.
- [4] Apratim Bhattacharyya, Michael Hanselmann, Mario Fritz, Bernt Schiele, and Christoph-Nikolas Straehle. Conditional flow variational autoencoders for structured sequence prediction. *arXiv preprint arXiv:1908.09008*, 2019.
- [5] Julian Bock, Robert Krajewski, Tobias Moers, Steffen Runde, Lennart Vater, and Lutz Eckstein. The ind dataset: A drone dataset of naturalistic road user trajectories at german intersections. *IEEE Intelligent Vehicles Symposium*, 2020.
- [6] Luigi Filippo Chiara, Pasquale Coscia, Sourav Das, Simone Calderara, Rita Cucchiara, and Lamberto Ballan. Goal-driven self-attentive recurrent networks for trajectory prediction. In *CVPR Precognition Workshop*, 2022.
- [7] Patrick Dendorfer, Sven Elflein, and Laura Leal-Taixé. MG-GAN: A multi-generator model preventing out-of-distribution samples in pedestrian trajectory prediction. In *ICCV*, 2021.
- [8] Nachiket Deo and Mohan M Trivedi. Trajectory forecasts in unknown environments conditioned on grid-based plans. *arXiv preprint arXiv:2001.00735*, 2020.
- [9] Agrim Gupta, Justin Johnson, Li Fei-Fei, Silvio Savarese, and Alexandre Alahi. Social GAN: Socially acceptable trajectories with generative adversarial networks. In *CVPR*, 2018.
- [10] Geoffrey Hinton, Oriol Vinyals, and Jeff Dean. Distilling the knowledge in a neural network. *arXiv preprint arXiv:1503.02531*, 2015.
- [11] Yingfan Huang, Huikun Bi, Zhaoxin Li, Tianlu Mao, and Zhaoqi Wang. Stgat: Modeling spatial-temporal interactions for human trajectory prediction. In *ICCV*, 2019.
- [12] Kris M. Kitani, Brian D. Ziebart, James Andrew Bagnell, and Martial Hebert. Activity forecasting. In *ECCV*, 2012.
- [13] Parth Kothari, Sven Kreiss, and Alexandre Alahi. Human trajectory forecasting in crowds: A deep learning perspective. *IEEE Transactions on Intelligent Transportation Systems*, 2021.
- [14] Junwei Liang, Lu Jiang, and Alexander Hauptmann. Simaug: Learning robust representations from 3d simulation for pedestrian trajectory prediction in unseen cameras. *arXiv preprint arXiv:2004.02022*, 2, 2020.

- [15] Karttikeya Mangalam, Harshayu Girase, Shreyas Agarwal, Kuan-Hui Lee, Ehsan Adeli, Jitendra Malik, and Adrien Gaidon. It is not the journey but the destination: Endpoint conditioned trajectory prediction. In *ECCV*, 2020.
- [16] Karttikeya Mangalam, Yang An, Harshayu Girase, and Jitendra Malik. From goals, waypoints & paths to long term human trajectory forecasting. In *ICCV*, 2021.
- [17] Francesco Marchetti, Federico Becattini, Lorenzo Seidenari, and Alberto Del Bimbo. MANTRA: Memory augmented networks for multiple trajectory prediction. In *CVPR*, 2020.
- [18] Alessio Monti, Angelo Porrello, Simone Calderara, Pasquale Coscia, Lamberto Ballan, and Rita Cucchiara. How many observations are enough? Knowledge distillation for trajectory forecasting. In *CVPR*, 2022.
- [19] Alexandre Robicquet, Amir Sadeghian, Alexandre Alahi, and Silvio Savarese. Learning social etiquette: Human trajectory understanding in crowded scenes. In *ECCV*, 2016.
- [20] Olaf Ronneberger, Philipp Fischer, and Thomas Brox. U-Net: Convolutional networks for biomedical image segmentation. In *MICCAI*, 2015.
- [21] Andrey Rudenko, Luigi Palmieri, Michael Herman, Kris M. Kitani, Darius M. Gavrilu, and Kai O. Arras. Human motion trajectory prediction: a survey. *The International Journal of Robotics Research*, 39(8), 2020.
- [22] Amir Sadeghian, Vineet Kosaraju, Ali Sadeghian, Noriaki Hirose, Hamid Reza Tofighi, and Silvio Savarese. Sophie: An attentive GAN for predicting paths compliant to social and physical constraints. In *CVPR*, 2019.
- [23] Tim Salzmann, Boris Ivanovic, Punarjay Chakravarty, and Marco Pavone. Trajec-tron++: Multi-agent generative trajectory forecasting with heterogeneous data for control. In *ECCV*, 2020.
- [24] Zihao Sheng, Yunwen Xu, Shibe Xue, and Dewei Li. Graph-based spatial-temporal convolutional network for vehicle trajectory prediction in autonomous driving. *IEEE Transactions on Intelligent Transportation Systems*, 23(10):17654–17665, 2022.
- [25] Cunjun Yu, Xiao Ma, Jiawei Ren, Haiyu Zhao, and Shuai Yi. Spatio-temporal graph transformer networks for pedestrian trajectory prediction. In *ECCV*, 2020.
- [26] Ye Yuan, Xinshuo Weng, Yanglan Ou, and Kris M. Kitani. Agentformer: Agent-aware transformers for socio-temporal multi-agent forecasting. In *ICCV*, 2021.
- [27] Pu Zhang, Wanli Ouyang, Pengfei Zhang, Jianru Xue, and Nanning Zheng. SR-LSTM: State refinement for LSTM towards pedestrian trajectory prediction. In *CVPR*, 2019.