

A Hierarchical Encoding-Decoding Scheme for Abstractive Multi-document Summarization

Chenhui Shen^{* 1,2} Liying Cheng¹ Yang You² Lidong Bing^{†1}

¹DAMO Academy, Alibaba Group ²National University of Singapore
 {chenhui.shen, liying.cheng, l.bing}@alibaba-inc.com
 youy@comp.nus.edu.sg

Abstract

Pre-trained language models (PLMs) have accomplished impressive achievements in abstractive single-document summarization (SDS). However, such benefits may not be readily extended to multi-document summarization (MDS), where the interactions among documents are more complex. Previous works either design new architectures or new pre-training objectives for MDS, or apply PLMs to MDS without considering the complex document interactions. While the former does not make full use of previous pre-training efforts and may not generalize well across multiple domains, the latter cannot fully attend to the intricate relationships unique to MDS tasks. In this paper, we enforce hierarchy on both the encoder and decoder and seek to make better use of a PLM to facilitate multi-document interactions for the MDS task. We test our design on 10 MDS datasets across a wide range of domains. Extensive experiments show that our proposed method can achieve consistent improvements on all these datasets, outperforming the previous best models, and even achieving better or competitive results as compared to some models with additional MDS pre-training or larger model parameters.¹

1 Introduction

Multi-document summarization (MDS) is first proposed by Barzilay et al. (1999), and framed as a task of summarizing similar contents across a set of related documents. Unlike single-document summarization (SDS) which aims to summarize the crucial points present in one article, MDS is inherently more complex and the input is usually much longer.

Therefore, MDS requires handling not only the contradictions from multiple sources but also the

repetitions and larger amounts of trivial information across documents (Zhou et al., 2021; Cui and Hu, 2021; Liu and Lapata, 2019; Lebanoff et al., 2018; Li et al., 2017a,a, 2018; Yasunaga et al., 2017; Ganesan et al., 2010). In addition, MDS tasks face the challenge of the scarcity of high-quality, large MDS datasets across multiple domains. Researchers have proposed various methods (Xiao et al., 2022; Song et al., 2022; Tu et al., 2022; Liu et al., 2021; Li et al., 2020; Liu and Lapata, 2019; Fabbri et al., 2019a) to address the challenges in the MDS task. However, we notice two main limitations of the existing approaches, summarized as follows.

First, some works (Xiao et al., 2022; Liu et al., 2021; Liu and Lapata, 2019; Fabbri et al., 2019a) design special architectures or pre-training objectives for the MDS task. Such methods mainly focus on a few domains, and the (pre-)training data sizes are much smaller than those used by common pre-trained language models (PLMs). For example, the pre-training corpora for BART (Lewis et al., 2020), T5 (Raffel et al., 2020) and Pegasus (Zhang et al., 2020) are on the scale of hundreds of gigabytes or even a few terabytes. Therefore, it is questionable whether these MDS models can be readily generalized to other unseen domains. To overcome this shortcoming, we employ an existing encoder-decoder-based PLM (i.e., BART) for the MDS task. This is because PLMs such as BART have gained impressive language modeling capabilities from the massive pre-training corpora, and have achieved effective improvements across multiple natural language processing (NLP) tasks. By leveraging an existing PLM, our architecture can be easily generalized across a wide range of data domains.

Second, even if the existing works make use of the PLMs, they do not consider the cross-document interactions (Liu et al., 2022; Hokamp et al., 2020). A common approach is extract-then-summarize

^{*}Chenhui is under the Joint PhD Program between Alibaba and National University of Singapore.

[†]Corresponding author.

¹Our code and data will be fully released at <https://github.com/DAMO-NLP-SG/HierEncDec>.

(Song et al., 2022; Tu et al., 2022), where important sentences are first extracted from multiple documents, then passed to an abstractive model. However, the inputs consist of a group of incoherent sentences stitched together from multiple sources, presenting a significant distributional shift from the PLMs’ pretraining corpora, which are continuous paragraphs. Another related field of work is long-document summarization, where most works focused on enabling PLMs to process excessively long documents (Guo et al., 2022; Zaheer et al., 2020; Beltagy et al., 2020). Although these works also report improvements in MDS tasks, they do not distinguish or process the contents of different documents differently, and are essentially treating MDS as SDS tasks. The inability to handle cross-document interaction is inherent to the PLMs’ pre-training process (Lebanoff et al., 2018; Baumel et al., 2018), which mainly prepares the PLMs to better predict token probabilities from congruent paragraphs of the same source. Therefore, PLMs do not have sufficient knowledge to process the intricate relationships among multiple document inputs.

To overcome this limitation, we aim to reduce the gap between the PLM’s pre-training process (SDS in nature), and the actual MDS fine-tuning process. We carefully design methods to adapt the PLM’s pre-trained encoder and decoder to the MDS setting accordingly. For the encoder, we preserve the same-document token interactions following the SDS task while facilitating cross-document interactions. For the decoder, we enforce document-level attention scaling on top of its cross-attention mechanism, while maintaining the decoder’s self-attention to the previously generated tokens. Specifically, our design reuses the full weights of the PLM without introducing any new parameters. In this way, we can both highlight the interactions among multiple input documents, while maximizing the benefit of the general language modeling capabilities of PLMs gained during extensive pre-training.

Using our hierarchical encoding-decoding scheme, we directly fine-tune BART on several MDS datasets (Shen et al., 2022b; Lu et al., 2020; Ghalandari et al., 2020; Fabbri et al., 2019b; Wang and Ling, 2016) with a wide range of sizes from 3K to 56K and across multiple domains of news, events, scientific literature, movie critics, peer reviews, Wikipedia. Our experimental results show

that the hierarchical encoding and decoding scheme consistently enhances the PLM baseline on all 10 datasets, achieving competitive or even better results than several strong state-of-the-art models (including those with additional MDS pre-training or a larger number of parameters). We also conduct attention analysis for all datasets. We discover conclusively that our method allows source tokens to be influenced more by same-document tokens during encoding, while ensuring more widespread attention across all documents during decoding.

We summarize our contributions below: (1) We enable hierarchical encoding in an existing PLM by a simple modification to the attention masking scheme. This method allows the PLM to be directly fine-tuned on a specific MDS task dataset without introducing new parameters. (2) In the decoder, we further employ document-level cross-attention and connect the contexts of multiple documents by scaling the attention scores dynamically. We demonstrate that this mechanism promotes document interactions. (3) Evaluation results on 10 MDS datasets show that our approach can consistently achieve significant improvements across multiple domains.

2 Related Work

MDS Models Previous works have attempted the MDS task with multi-stage summarization (Lebanoff et al., 2018; Li et al., 2017b,c; Bing et al., 2015). One common approach is to first extract the salient contents, and then use these extractions for abstractive summarization (Song et al., 2022; Tu et al., 2022; Gao et al., 2019). However, this approach essentially treats the MDS task as an excessively long SDS task, and neglects the complex cross-document interactions. Another approach is to summarize the contents of each document, then train additional modules in the decoder to combine these contents (Petrick et al., 2022; Hokamp et al., 2020). Nevertheless, this approach views each document as an independent input, and still cannot capture the interactions across documents (Petrick et al., 2022). Other common approaches that explicitly facilitate document interactions include graph-based networks (Chen et al., 2021; Li et al., 2020; Parveen and Strube, 2014; Christensen et al., 2013) or hierarchical models (Liu and Lapata, 2019; Fabbri et al., 2019a). However, these models do not leverage the PLMs, and it is hard to adapt the existing PLMs to these specific designs.

As a result, these models require a large amount of in-domain MDS data for training, and may not generalize well to the smaller MDS datasets or to other MDS domains.

Using PLMs for MDS With the success of pre-training using tremendous corpora volumes (e.g., Common Crawl²), many PLMs (Lewis et al., 2020; Raffel et al., 2020; Zhang et al., 2020) have achieved state-of-the-art performances for SDS. Some works have used these PLMs for the MDS setting by concatenating multiple documents (Guo et al., 2022; Xiao et al., 2022; Shen et al., 2022b,a). However, the PLMs may not properly handle the intricate interactions amongst multiple source inputs and would probably view all documents as a single passage due to their pre-training process. Others have leveraged the pre-training knowledge in PLM by initializing parts of their architecture with the PLM weights (Song et al., 2022; Tu et al., 2022; Ernst et al., 2022; Li et al., 2020). However, they face the same limitations of multi-stage summarization as discussed previously. Recent works experiment with additional pre-training on MDS tasks (Xiao et al., 2022; Puduppully and Steedman, 2022). Nevertheless, the MDS pre-training corpus (e.g., Newshead (Gu et al., 2020)) is much smaller in scale than the typical corpus used for PLM pre-training, and re-training PLMs with smaller-sized MDS corpus may lead to catastrophic forgetting (French, 1999) of the previously pre-trained domain knowledge.

Long Document Summarization (LDS) Guo et al. (2022), Zaheer et al. (2020), and Beltagy et al. (2020) work on summarization with excessively long inputs. Although these works improve the PLM to consider a longer context, they still don’t take into account the complex cross-document information and are inherently SDS.

3 Preliminaries

3.1 Encoder-Decoder Transformers

Background The encoder-decoder transformers architecture is frequently used for summarization tasks as well as their links to our work. It is also a common underlying architecture for several PLMs (Beltagy et al., 2020; Lewis et al., 2020; Zhang et al., 2020). This architecture formulates summarization as a Seq2Seq task, where the input source

sequence is passed through the encoder, followed by the decoder, before generating the final summary sequence.

The encoder updates token representations across multiple layers using self-attention (Vaswani et al., 2017). Specifically, the representation of the i^{th} token in the j^{th} layer, $h_i^{(j)}$, can be calculated as a weighted sum of the representations of the context tokens in the previous layer:

$$h_i^{(j)} = \sum_{k=1}^K w_k \times V(h_k^{(j-1)}), \quad (1)$$

where V is the value projection matrix, and the weight w_k is obtained by a Softmax calculation of the token attention scores:

$$w_0, \dots, w_k = \text{Softmax}(a_0, \dots, a_k). \quad (2)$$

Next, the decoder updates the token representations for the prediction token across multiple layers. Specifically, for the next prediction token representation, the decoder first applies self-attention using the previously generated tokens as the context. Then, it applies cross-attention by using the input source token representations from the encoder as the context.

Links to Our Work We focus on adapting the PLMs with the encoder-decoder architecture for the MDS task. Specifically, our method targets the attention interactions involving the source tokens, which consist of the self-attention mechanism in the encoder and the cross-attention mechanism in the decoder. We follow the above notations for attention weights (w) and attention scores (a) in all the following sections.

Moreover, since the encoder-decoder transformer architecture only accepts a single input sequence, we follow the common approach to feed multiple source inputs into these models by concatenating one document after another. With N documents, the input sequence can be represented as $X = \{X_0, X_1, X_2, \dots\}$, where $X_n = \{x_{n,0}, x_{n,1}, x_{n,2}, \dots\}$ are the tokens in the n^{th} document.

3.2 Local-Global Attention

Background The neural attention has a space complexity of $O(K^2)$, where K is the length of the input document. Since MDS often has excessively long input, the bottleneck resulting from long input length is much worse than SDS. Beltagy et al. (2020) aims to solve this issue by modifying the

²<https://commoncrawl.org>.

encoder attention. They use the local attention window to restrict self-attention to a limited length of the input, then use a global token (the PLM start of sentence token “<s>”) to attend to the full sequence to obtain a global context. This mechanism mainly focuses on improving computational efficiency, which is not our focus.

Links to Our Work Our method uses multiple “<s>” tokens to facilitate cross-document token interactions. However, our usage of the “<s>” tokens is different from [Beltagy et al. \(2020\)](#) in terms of the attention patterns (Sec.4.1). Moreover, we further leverage the “<s>” tokens in the decoder (Sec.4.2). To distinguish the default attention mechanism in encoder-decoder PLMs (Sec.3.1) from this local attention window mechanism, in the following sections, we use the phrase “full attention” for the default attention mechanism.

4 Method

To better leverage the strong language modeling capabilities of PLMs, we propose an encoding-decoding scheme to extend the PLMs for the MDS setting. Our design fulfills the following requirements: (1) It reduces the gap between the PLM’s SDS-based pre-training stage and the MDS fine-tuning stage; and (2) It facilitates complex cross-document interactions for the MDS setting.

For the first requirement, we preserve the token interactions within the same document for both the encoder and decoder. For the second requirement, we use the “<s>” tokens for document-level representations in the encoder, then make further use of these tokens for document-level attention scaling in the decoder.

4.1 Hierarchical Encoding Scheme

4.1.1 SDS Simulations

We start with discussing the encoder designs that fulfill our first requirement, which is to reduce the gap between the PLMs’ pre-training stage and the MDS fine-tuning stage. The PLMs’ pre-training process is conducted on text segments from the same document. To simulate this pre-training process, we apply the following modifications during the encoding of the multiple documents: restricted intra-document full attention, and position restart.

Restricted Intra-Document Full Attention We restrict the full attention to only the tokens within the same document. In this way, we simulate the

PLM’s encoding process during pre-training, where self-attention is only applied to tokens from the same congruent source. Some works have directly applied full attention to tokens from all documents. Unfortunately, as shown in Fig.2a, this causes the token representations to be mixed across documents, which differs from the PLMs’ pre-training process. Our method also differs from the local attention window method ([Beltagy et al., 2020](#); [Xiao et al., 2022](#)) (see the blue blocks in Fig.2b), where each token can only attend to a small window of its surrounding tokens. In this implementation, the attention windows of edge tokens stretch across the document boundaries, so these token representations are still influenced by tokens from consecutive documents.

Position Restart We restart the positional encoding for each document (see Fig.1, “positional embedding”). With this second modification, we ensure that our modified encoder will not mistake subsequent documents as subsequent contents of the first document. As a result, the encoding of each document will be almost identical to the encoding for a single-document input during SDS pre-training.

4.1.2 Multi-Document Interactions

SDS simulation alone can only process each document independently. To fulfill our second requirement of handling cross-document interactions inherent to the MDS setting, we use global tokens to enhance interaction on a long sequence. Our approach is fundamentally different from the works of [Xiao et al. \(2022\)](#) and [Beltagy et al. \(2020\)](#) in terms of our start-of-document representations and document-level attention.

Start-of-Document Representations Unlike [Xiao et al. \(2022\)](#) that introduce a special token (<doc-sep>), we use the already pre-trained start-of-sentence “<s>” token, which has been used to represent the subsequent sequence in the transformer architecture ([Devlin et al., 2018](#); [Beltagy et al., 2020](#); [Liu et al., 2023](#)). We position it at the start of each document as the “start-of-document” (SOD) token. Moreover, it is commonly located at the start of the sequence for the PLMs’ pre-training inputs ([Lewis et al., 2020](#); [Raffel et al., 2020](#); [Zhang et al., 2020](#)). Therefore, the PLM has already been equipped with the knowledge to represent the document with the “<s>” token. Note that [Beltagy et al. \(2020\)](#) and [Xiao et al. \(2022\)](#)

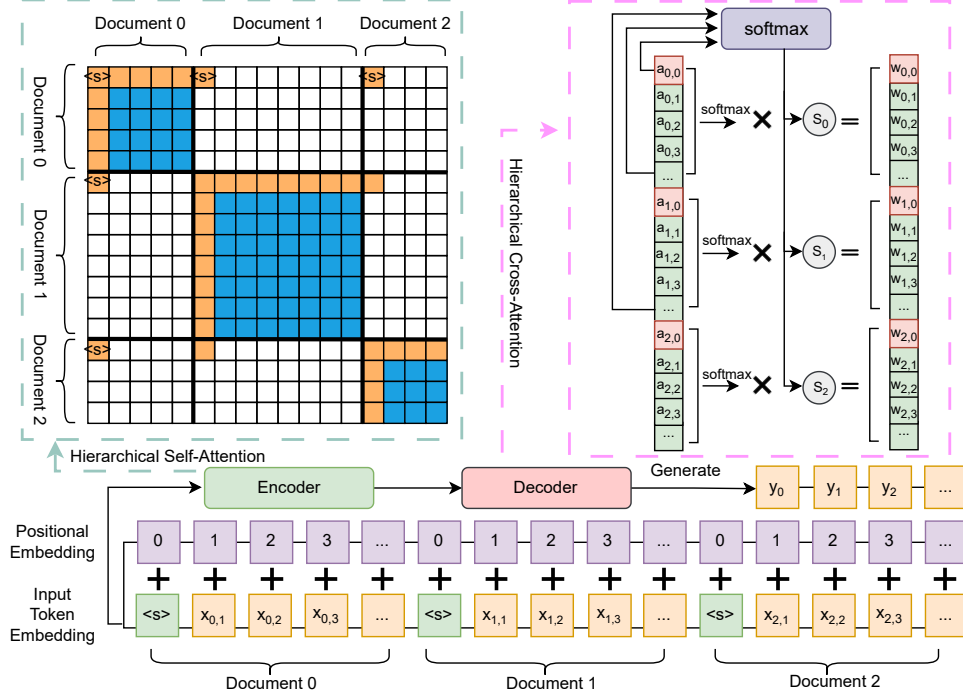


Figure 1: Our model diagram that highlights the differences compared with the SDS pre-trained models: 1. re-start the positional embedding for each document (Sec.4.1); 2. use hierarchical self-attention in the encoder (Sec.4.1); 3. use hierarchical cross-attention in the decoder (Sec.4.2). For “Hierarchical Self-Attention”, we use bold **black** lines to indicate document borders, **blue** cells for local attention, and **orange** cells for document-level attention.

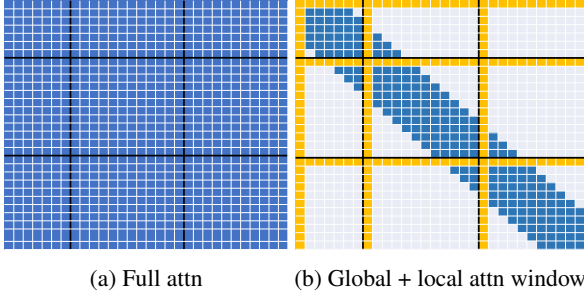


Figure 2: Encoder self-attention patterns for different attention schemes. We use bold **black** lines to indicate document borders in the MDS setting, **blue** cells for local attention, and **orange** cells for global attention.

mainly use global tokens to facilitate information transfer across a long sequence. On the other hand, we use the start-of-document tokens to represent the overall document. These tokens are then used for cross-document interactions in both the encoder (more in the next paragraph), as well as the decoder (more in Sec.4.2). This different objective is also reflected by the different design of Beltagy et al. (2020) using only one global token, and the design of Xiao et al. (2022) placing the global tokens only at the document boundaries (not in front of the first document).

Document-Level Attention Unlike Xiao et al. (2022) that enables full global attention on global

tokens (see the **orange** blocks in Fig.2b), we only allow the SOD tokens to attend to same-document tokens or other SOD tokens (see the **orange** blocks in Fig.1, “hierarchical self-attention”). This allows each SOD token to encode the information in the same document, as during the PLM’s pre-training process, while interacting only with the other SOD tokens to exchange cross-document information.

4.2 Hierarchical Decoding Scheme

We further design a hierarchical decoder to leverage the document hierarchy already captured by the hierarchical encoder, while simulating the decoding process during pre-training as much as possible.

As discussed in Sec.3, the PLM’s decoder first carries out self-attention with the previously generated tokens, followed by cross-attention with the input tokens. We do not modify the decoder’s self-attention mechanism, since it is independent of the source inputs. On the other hand, for cross-attention, we take advantage of the document-level information in the “<s>” token (gained from the encoder) to scale the attention weights of tokens within the respective documents.

We illustrate the cross-attention mechanism in Fig.1 (“hierarchical cross-attention”). Given N documents, we denote the cross-attention scores in

the decoder toward each document token as $\{a_{n,0}, a_{n,1}, a_{n,2}, \dots, a_{n,k_n}\}$, where k_n is the number of tokens in the n^{th} document. Similar to Eqn.2, we simulate the decoding process during pre-training by calculating *Softmax* on the token attention scores within each document:

$$w_{n,0}, \dots, w_{n,k_n} = \text{Softmax}(a_{n,0}, \dots, a_{n,k_n}). \quad (3)$$

Next, we normalize the attention weights across multiple documents as follows. We first obtain the scaling weights for all documents as:

$$s_0, \dots, s_n = \text{Softmax}(a_{0,0}, \dots, a_{n,0}), \quad (4)$$

where $a_{n,0}$ is the attention score for the <s> token in the n^{th} document. Then, we derive the normalized attention weights for tokens in each document as:

$$w_{n,0}, \dots, w_{n,k} = s_n \times \text{Softmax}(a_{n,0}, \dots, a_{n,k}). \quad (5)$$

In this manner, our modified MDS decoder can understand the relative degree of importance of each document. At the same time, it preserves the relative attention weights within each document, similar to the process experienced by PLMs during the pre-training stage.

We follow the common training process for abstractive neural summarization models (Xiao et al., 2022; Beltagy et al., 2020). The training objective uses the cross-entropy loss, which is calculated based on the model’s next token prediction probabilities against the corresponding reference token. The next token prediction is conditioned both on the input source tokens as well as the previously generated tokens.

5 Experiments

5.1 Baselines

BART We use the BART pre-trained checkpoints hosted on Huggingface³ as the baseline models to be directly fine-tuned with our MDS datasets. Specifically, we use the “BART-base” and “BART-large” checkpoints to represent BART models of different sizes.

LongT5 (Guo et al., 2022) LongT5 (Guo et al., 2022) adopts summarization pre-training strategies (Zhang et al., 2020) into the T5 (Raffel et al.,

2020) architecture for long context summarization. Due to resource constraints, we could only fit LongT5-base⁴ on our machines. This model contains 250M parameters, in between those of BART-base (139M) and BART-large (406M).

LED LED (Beltagy et al., 2020) is another competitive baseline for long text summarization. It is directly initialized from the “BART-large” checkpoint but contains slightly more parameters (435M) due to separate global token attention projections. We use the Huggingface implementation⁵ for our experiments.

5.2 Datasets

We conduct experiments on a wide range of MDS datasets as follows: Multinews (Fabbri et al., 2019a), WCEP (Ghalandari et al., 2020), MultiXscience (Lu et al., 2020), Rotten tomatoes⁶ (Wang and Ling, 2016), and the recently released MReD dataset.⁷ (Shen et al., 2022b). These datasets are gathered from a wide range of domains, namely news, events, scientific literature, movie reviews, and peer reviews. The statistics for all datasets used are provided in Appendix A.

In the MReD dataset, multiple reviews on the same research paper are used as the inputs, whereas the meta-review is used as the summary. We further extend this dataset by including the corresponding rebuttals for the input and name this new dataset “MReD+”. In addition, we compiled MDS datasets from four Wikipedia domains (Hayashi et al., 2021), namely, “Film”, “MeanOfTransportation”, “Software”, and “Town”. These datasets use the Wikipedia lead section text as the summary and the individual section texts as the multi-document inputs. We collectively name these four datasets “WikiDomains”.

5.3 Experimental Setup

Following Xiao et al. (2022), we use source and target truncation of 4096 and 1024 respectively for all experiments. Following Beltagy et al. (2020), we extend the position embeddings by repeatedly copying BART’s 1K positions embeddings. We use

⁴<https://huggingface.co/google/long-t5-tglobal-base>

⁵<https://huggingface.co/allenai/led-large-16384>

⁶The dataset can be downloaded from: <https://web.eecs.umich.edu/~wangluxy/publications.html>.

⁷The dataset can be downloaded from: <https://github.com/Shen-Chenhui/MReD>. We use the uncontrolled version of MReD since controllable summarization is not our focus.

³<https://huggingface.co/facebook/bart-base>, <https://huggingface.co/facebook/bart-large>

	Multinews	WCEP	M-XSc	RT	MReD	MReD+	MeanOfTrans	Town	Software	Film
System	R-1/R-L	R-1/R-L	R-1/R-L	R-1/R-L	R-1/R-L	R-1/R-L	R-1/R-L	R-1/R-L	R-1/R-L	R-1/R-L
LongT5-base (Guo et al., 2022)	46.4/24.5	43.4/35.3	27.0/15.0	26.0/20.5	32.0/20.1	32.7/20.6	41.2/33.7	60.2/56.7	37.5/28.4	42.4/35.5
BART-base + HierEncDec	47.1/25.0	44.8/36.8	31.9/17.7	26.8/20.8	32.2/20.6	32.7/20.8	40.6/33.7	61.4/57.7	37.2/28.6	42.8/35.9
LED (Beltagy et al., 2020)	50.1/25.0	46.5/ 37.6	31.2/16.6	27.3/20.7	33.0/19.1	34.3/20.3	45.4/35.1	62.3/ 58.3	42.1/28.8	44.8/35.7
BART-large	47.4/24.0	42.8/34.5	31.5/16.9	26.1/20.3	30.9/19.7	31.8/19.9	43.0/34.9	59.9/56.3	39.5/28.7	42.1/34.4
BART-large + HierEncDec	49.7/25.6	45.8/37.4	32.1/ 17.6	27.3/ 21.1	33.7/ 20.5	34.0/ 20.6	43.5/35.2	61.9/57.7	40.5/ 29.7	43.8/36.3
BART-large-cnn + HierEncDec	50.7/25.7	46.7/37.4	32.3/17.1	27.6/20.5	34.1/20.5	34.5/20.6	46.1/35.4	62.8/58.3	42.9/29.7	45.9/36.6

Table 1: Rouge-1 and Rouge-L results on 10 datasets including: Multinews, WCEP, Multi-XScience (M-XSc), Rotten Tomatoes (RT), MReD, MReD+, and 4 Wikipedia domains. **bolded systems**: systems using our method.

Dataset	System	#Param	R-1	R-2	R-L
Multinews	PRIMERA* (Xiao et al., 2022)	447M	49.9	21.1	25.9
	BART-large-cnn + HierEncDec	406M	50.7	21.1	25.7
WCEP	PRIMERA*	447M	46.1	25.2	37.9
	BART-large-cnn + HierEncDec	406M	46.7	24.5	37.4
M-XSc	PRIMERA* (Xiao et al., 2022)	447M	31.9	7.4	18.0
	BART-large-cnn + HierEncDec	406M	32.3	7.2	17.1

Table 2: Comparison of our results on Multinews, WCEP, and Multi-XScience (M-XSc) against the previously reported best results. *: results reported in the original papers.

a learning rate of $5e-5$, and use the Adam optimizer with $\beta_1 = 0.9$ and $\beta_2 = 0.999$. We do not use any warm-up or weight decay.

To evaluate the effectiveness of our hierarchical design, we report the fine-tuning results of our method (HierEncDec) on top of the BART baselines. Note that our method doesn’t introduce any additional parameters, so the models with HierEncDec are strictly comparable to their corresponding BART baselines. All models are trained on a single A100-80G GPU. We evaluate our generation outputs on the standard Rouge (Lin, 2004) metric and provide the F1 values of Rouge-1, Rouge-2, and Rouge-L. The reported results are the average of 3 runs from random seeds.

5.4 Results

We show the Rouge-1 and Rouge-L results of our method against the baselines in Tab.1 for all 10 datasets (See full results with Rouge-2 in Appendix Tab.5). Generally, we achieve the best results. Our “BART-large + HierEncDec” consistently improve from the corresponding “BART-large”, despite that they are both initialized from the same weights. For WCEP, LED achieves competitive performance with our method. Wolhandler et al. (2022) found that WCEP shows a very poor degree of multi-text merging, that information from a single document is sufficient for summarization. Therefore, although LED doesn’t have the inherent architec-

ture to support multi-document interactions, it can achieve very competitive results due to its optimized capability to process long-context inputs. From this perspective, our method’s better performance than the BART baseline on WCEP is likely due to the restricted same-document attention. This is also shown in Sec.5.6, that our method can increase the same-document attention for each source token in the WCEP dataset much more effectively than the other datasets.

In addition, we can see in Tab.1 that “BART-large-cnn + HierEncDec” generally outperforms “BART-large + HierEncDec”. BART-large-cnn utilizes additional pre-training on an SDS dataset (CNN/DM). This shows that our method not only adapts the PLMs to MDS tasks for better performance, but can further transfer the benefit from the SDS pre-training in PLMs to MDS tasks. Nevertheless, additional pre-training is not always useful due to domain shifts. For instance, for Multi-Xscience (scientific articles) and Rotten Tomatoes (sentence-level movie reviews), the “BART-large-cnn + HierEncDec” sees drops in the Rouge-L results.

Furthermore, we also observe a consistent improvement from the results on MReD to MReD+ by all systems. MReD+ has approximately twice the number of input documents and twice the input length due to the inclusion of rebuttal passages. The consistent improvement demonstrates that our newly compiled MReD+ dataset has also improved from the MReD dataset by including useful information.

Last, we compare our results against the previously reported best-performing system, PRIMERA, in Tab.2. PRIMERA is initialized from LED, thus optimized for long-context summarization. It also uses an MDS dataset on the news domain (Newshead) for additional pre-training. Nevertheless, our method can still produce competitive results.

row	<s>	HierEnc	HierDec	posres	$\Delta(R-1)$	$\Delta(R-2)$	$\Delta(R-L)$
0	✓	✓	✓	✓	-	-	-
1	✓	✓	✓	×	-0.5	-0.3	-0.3
2	✓	✓	×	✓	-0.3	-0.3	-0.4
3	✓	✓	×	×	-0.4	-0.4	-0.4
4	✓	×	×	×	-0.8	-0.5	-0.5
5	×	×	×	×	-1.5	-1.4	-1.3

Table 3: Ablation. Average performance drop of using various subsets of our components as compared to using the full set of components. HierEnc: using hierarchical attention in the encoder. HierDec: using hierarchical attention in the decoder. Note that HierEnc and HierDec can only be used together with “<s>” due to our design.

5.5 Ablation

To investigate the effectiveness of each of our proposed components, we present the average performance drop of using only a subset of individual components of our method in Fig.3 (See full results in Appendix B Tab.6). All results are compared against our full method (row 0), which uses all of our proposed components. Note our hierarchical attention in the encoder (HierEnc) or decoder (HierDec) cannot be decoupled from the “<s>” tokens due to our method design (Sec.4).

As compared to the baseline BART (row 5), simply adding the additional “<s>” tokens (row 4) can result in significant gains across all Rouge metrics. Next, by adding the hierarchical encoder attention (HierEnc), we gain small improvements in row 3. Lastly, row 2 and row 1 show the improvement gains from either adding hierarchical decoder attention (HierDec) or positional restart (posres) on top of row 3. It is interesting to see that HierDec or posres alone has little impact. However, when used together, these 2 components lead to further performance gains, eventually arriving at our full model in row 0.

We believe that posres actually matters significantly to HierDec rather than to HierEnc. This is because, during encoding, we already restrict the attention of each source token to the same document it belongs. Regardless of whether posres is used, the context for each token (only except for the “<s>” tokens) is from a single document with consistently increasing positions. However, during decoding for HierDec, each generated token needs to pay attention to all source tokens. Therefore, it is important that the positional embedding of each document is reset, so that the subsequent document will be treated as an individual document, rather than being mistaken as subsequent paragraphs of

its previous document.

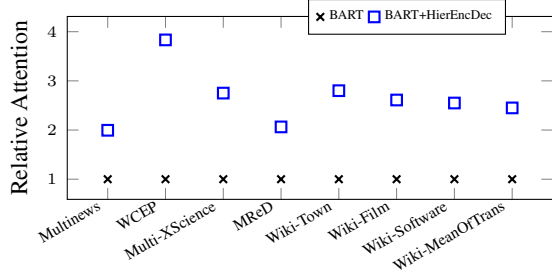
5.6 Model Analysis

To better understand the generation process, we further look into both the encoding stage and the decoding stage of our models. We conduct attention weights analysis on 200 randomly selected test samples in each dataset. As compared to the baseline method, we validate that during the encoding of our method, each source token effectively pays increased attention to the source document (Fig.3a), whereas during decoding, each generated token focus less on a specific document (Fig.3b). With such consistent trends and performance gains, we hypothesize our improvements from the baseline are due to the following reasons. 1) During encoding, each token is influenced more by the context of its corresponding document rather than the mixture of all documents, so it can have a more coherent context. 2) During decoding, the model considers more documents rather than focusing on a specific document, thus it can better handle the cross-document interactions and produce more comprehensive summaries.

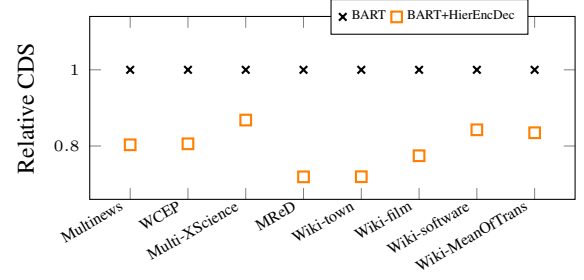
Encoder Analysis During encoding, we compare the normalized attention of each source token towards its corresponding self-document between our method (“BART + HierEncDec”) and the baseline BART. Although our method restricts the token attention to their self-documents, the “<s>” tokens can freely attend to other “<s>” tokens across documents. In Fig.3a, we show that with our method, the token attention towards the self-documents indeed increases across all datasets. This trend is amplified drastically in Rotten Tomatoes ($19.5\times$ over the baseline), most likely due to its high number (around 100) of input documents per sample. Amongst datasets with the same scale of input document numbers, WCEP has seen the most increase in self-document attention. This is likely because that WCEP’s gold summaries mostly make use of single documents (Wolhandler et al., 2022).

Decoder Analysis During decoding, we propose the **Cross-Document Standard deviation (CDS)** metric (See Appendix C) to measure the standard deviation of each predicted token’s normalized cross-attention weights toward all documents. We plot the relative CDS of our “BART + HierEncDec” model against the BART baseline in Fig.3b.

A higher CDS value indicates that the current decoded token has larger attention weights on only



(a) Normalized self-document attention. For Rotten Tomatoes, our method is $19.5\times$ the baseline, but for better visualization, we don't include it in the graph.



(b) Normalized document-level attention. The results for Rotten Tomatoes are insignificant, so we don't include it in the graph.

Figure 3: Comparison of our model's encoder and decoder attention against the baseline. All results are statistically significant for $p \leq 0.001$.

a few documents, whereas smaller CDS values indicate that the tokens have spread the attention more evenly across all documents. In Fig. 3b, it is evident that across all datasets⁸, our model has significantly smaller CDS values. This shows that during the decoding process, our model pays attention more evenly across all documents.

6 Conclusion

In this paper, we work on the abstractive multi-document summarization (MDS) task. We propose a hierarchical encoding-decoding scheme, which allows effective fine-tuning of the PLM on a specific MDS task dataset without any new parameters. Our proposed scheme makes novel use of global tokens for document-level interactions in both the encoder and decoder. It can leverage the generalizing capability of PLM across a wide variety of domains. Evaluation results on 10 MDS datasets show that our approach consistently outperforms the previous best models and our PLM backbone.

7 Limitations

Theoretically, our encoding-decoding scheme can reduce the space complexity of MDS summarization from $O((\sum_{n=1}^N n_k)^2)$ to $O((\max(n_0, n_1, \dots, n_k))^2)$. The former is the square of the total document length, whereas the latter is simply the square of the longest document. This is because a significant amount of self-attention is no longer calculated due to our restricted intra-document full attention mechanism. However, we have not implemented such optimiza-

tion in our work as the actual realization is more complicated. As a result, our work also faces the common challenge of computational resources for long document summarization. We leave the investigations for better computational efficiency to future work.

Due to the inefficient computation for long document summarization, we focus on smaller-sized MDS datasets for PLM fine-tuning. We did not conduct experiments on the much larger datasets of WikiSum (Liu et al., 2018), Arxiv and PubMed (Cohan et al., 2018), and GovReport (Huang et al., 2021) as they are much larger in scale and require much more computational resources. Nevertheless, we believe that our encoding-decoding scheme has demonstrated consistent trends of improvement across a wide range of MDS domains.

8 Ethics Statement

This paper involves the preparation of several datasets. For MReD+, we have obtained approval from the ICLR committee to use data collected from the OpenReview⁹ portal. The authors of MReD (Shen et al., 2022b) already released the data for public usage.

For the WikiDomains, we pair sub-portions of the articles organized by WikiSum (Liu et al., 2018) and WikiAsp (Hayashi et al., 2021), which are publicly available datasets.

Acknowledgements

Yang You is supported by the NUS startup grant and the Singapore MOE Tier-1 grant.

⁸Rotten Tomatoes is not shown in the graph due to insignificant CDS values. It is likely that the high number of input documents per sample in Rotten Tomatoes causes the normalized attention towards each document to be extremely small for both models.

⁹<https://openreview.net>.

References

- Regina Barzilay, Kathleen McKeown, and Michael Elhadad. 1999. Information fusion in the context of multi-document summarization. In *Proceedings of ACL*.
- Tal Baumel, Matan Eyal, and Michael Elhadad. 2018. Query focused abstractive summarization: Incorporating query relevance, multi-document coverage, and summary length constraints into seq2seq models. *arXiv preprint arXiv:1801.07704*.
- Iz Beltagy, Matthew E Peters, and Arman Cohan. 2020. Longformer: The long-document transformer. *arXiv preprint arXiv:2004.05150*.
- Lidong Bing, Piji Li, Yi Liao, Wai Lam, Weiwei Guo, and Rebecca Passonneau. 2015. [Abstractive multi-document summarization via phrase selection and merging](#). In *Proceedings of the 53rd Annual Meeting of the Association for Computational Linguistics and the 7th International Joint Conference on Natural Language Processing (Volume 1: Long Papers)*, pages 1587–1597, Beijing, China. Association for Computational Linguistics.
- Moye Chen, Wei Li, Jiachen Liu, Xinyan Xiao, Hua Wu, and Haifeng Wang. 2021. Sgsum: Transforming multi-document summarization into sub-graph selection. In *Proceedings of EMNLP*.
- Janara Christensen, Stephen Soderland, Oren Etzioni, et al. 2013. Towards coherent multi-document summarization. In *Proceedings of the NAACL-HLT*.
- Arman Cohan, Franck Dernoncourt, Doo Soon Kim, Trung Bui, Seokhwan Kim, Walter Chang, and Nazli Goharian. 2018. A discourse-aware attention model for abstractive summarization of long documents. *arXiv preprint arXiv:1804.05685*.
- Peng Cui and Le Hu. 2021. [Topic-guided abstractive multi-document summarization](#). In *Findings of the Association for Computational Linguistics: EMNLP 2021*, pages 1463–1472, Punta Cana, Dominican Republic. Association for Computational Linguistics.
- Jacob Devlin, Ming-Wei Chang, Kenton Lee, and Kristina Toutanova. 2018. Bert: Pre-training of deep bidirectional transformers for language understanding. *arXiv preprint arXiv:1810.04805*.
- Ori Ernst, Avi Caciularu, Ori Shapira, Ramakanth Pasunuru, Mohit Bansal, Jacob Goldberger, and Ido Dagan. 2022. [Proposition-level clustering for multi-document summarization](#). In *Proceedings of the 2022 Conference of the North American Chapter of the Association for Computational Linguistics: Human Language Technologies*, pages 1765–1779, Seattle, United States. Association for Computational Linguistics.
- Alexander Fabbri, Irene Li, Tianwei She, Suyi Li, and Dragomir Radev. 2019a. [Multi-news: A large-scale multi-document summarization dataset and abstractive hierarchical model](#). In *Proceedings of the 57th Annual Meeting of the Association for Computational Linguistics*, pages 1074–1084, Florence, Italy. Association for Computational Linguistics.
- Alexander Richard Fabbri, Irene Li, Tianwei She, Suyi Li, and Dragomir Radev. 2019b. Multi-news: A large-scale multi-document summarization dataset and abstractive hierarchical model. In *ACL*.
- Robert M French. 1999. Catastrophic forgetting in connectionist networks. *Trends in cognitive sciences*.
- Kavita A. Ganesan, ChengXiang Zhai, and Jiawei Han. 2010. Opinosis: A graph based approach to abstractive summarization of highly redundant opinions. In *Proceedings of Coling*.
- Shen Gao, Xiuying Chen, Piji Li, Zhaochun Ren, Lidong Bing, Dongyan Zhao, and Rui Yan. 2019. Abstractive text summarization by incorporating reader comments. In *Proceedings of AAAI*.
- Demian Gholipour Ghalandari, Chris Hokamp, Nghia The Pham, John Glover, and Georgiana Ifrim. 2020. A large-scale multi-document summarization dataset from the wikipedia current events portal. *arXiv preprint arXiv:2005.10070*.
- Xiaotao Gu, Yuning Mao, Jiawei Han, Jialu Liu, You Wu, Cong Yu, Daniel Finnie, Hongkun Yu, Jiaqi Zhai, and Nicholas Zukoski. 2020. Generating representative headlines for news stories. In *Proceedings of The Web Conference*.
- Mandy Guo, Joshua Ainslie, David Uthus, Santiago Ontanon, Jianmo Ni, Yun-Hsuan Sung, and Yinfei Yang. 2022. [LongT5: Efficient text-to-text transformer for long sequences](#). In *Findings of the Association for Computational Linguistics: NAACL 2022*, pages 724–736, Seattle, United States. Association for Computational Linguistics.
- Hiroaki Hayashi, Prashant Budania, Peng Wang, Chris Ackerson, Raj Neervannan, and Graham Neubig. 2021. Wikiasp: A dataset for multi-domain aspect-based summarization. *TACL*.
- Chris Hokamp, Demian Gholipour Ghalandari, Nghia The Pham, and John Glover. 2020. Dyne: Dynamic ensemble decoding for multi-document summarization. *arXiv preprint arXiv:2006.08748*.
- Luyang Huang, Shuyang Cao, Nikolaus Parulian, Heng Ji, and Lu Wang. 2021. [Efficient attentions for long document summarization](#). In *Proceedings of the 2021 Conference of the North American Chapter of the Association for Computational Linguistics: Human Language Technologies*, pages 1419–1436, Online. Association for Computational Linguistics.
- Logan Lebanoff, Kaiqiang Song, and Fei Liu. 2018. [Adapting the neural encoder-decoder framework from single to multi-document summarization](#). In *Proceedings of the 2018 Conference on Empirical*

- Methods in Natural Language Processing*, pages 4131–4141, Brussels, Belgium. Association for Computational Linguistics.
- Mike Lewis, Yinhan Liu, Naman Goyal, Marjan Ghazvininejad, Abdelrahman Mohamed, Omer Levy, Veselin Stoyanov, and Luke Zettlemoyer. 2020. Bart: Denoising sequence-to-sequence pre-training for natural language generation, translation, and comprehension. In *Proceedings of ACL*.
- Piji Li, Lidong Bing, and Wai Lam. 2017a. [Reader-aware multi-document summarization: An enhanced model and the first dataset](#). In *Proceedings of the Workshop on New Frontiers in Summarization*, pages 91–99, Copenhagen, Denmark. Association for Computational Linguistics.
- Piji Li, Lidong Bing, and Wai Lam. 2018. Actor-critic based training framework for abstractive summarization. *arXiv preprint arXiv:1803.11070*.
- Piji Li, Wai Lam, Lidong Bing, Weiwei Guo, and Hang Li. 2017b. Cascaded attention based unsupervised information distillation for compressive summarization. In *Proceedings of EMNLP*.
- Piji Li, Zihao Wang, Wai Lam, Zhaochun Ren, and Lidong Bing. 2017c. Saliency estimation via variational auto-encoders for multi-document summarization. In *Proceedings of the AAAI Conference on Artificial Intelligence*.
- Wei Li, Xinyan Xiao, Jiachen Liu, Hua Wu, Haifeng Wang, and Junping Du. 2020. [Leveraging graph to improve abstractive multi-document summarization](#). In *Proceedings of the 58th Annual Meeting of the Association for Computational Linguistics*, pages 6232–6243, Online. Association for Computational Linguistics.
- Chin-Yew Lin. 2004. Rouge: A package for automatic evaluation of summaries. In *Text summarization branches out*.
- Pengfei Liu, Weizhe Yuan, Jinlan Fu, Zhengbao Jiang, Hiroaki Hayashi, and Graham Neubig. 2023. Pre-train, prompt, and predict: A systematic survey of prompting methods in natural language processing. *ACM Computing Surveys*.
- Peter J Liu, Mohammad Saleh, Etienne Pot, Ben Goodrich, Ryan Sepassi, Lukasz Kaiser, and Noam Shazeer. 2018. Generating wikipedia by summarizing long sequences. In *ICLR*.
- Shuaiqi Liu, Jiannong Cao, Ruosong Yang, and Zhiyuan Wen. 2021. [Highlight-transformer: Leveraging key phrase aware attention to improve abstractive multi-document summarization](#). In *Findings of the Association for Computational Linguistics: ACL-IJCNLP 2021*, pages 5021–5027, Online. Association for Computational Linguistics.
- Yang Liu and Mirella Lapata. 2019. Hierarchical transformers for multi-document summarization. In *Proceedings of ACL*.
- Yixin Liu, Ansong Ni, Linyong Nan, Budhaditya Deb, Chenguang Zhu, Ahmed H Awadallah, and Dragomir Radev. 2022. Leveraging locality in abstractive text summarization. In *Proceedings of EMNLP*.
- Yao Lu, Yue Dong, and Laurent Charlin. 2020. Multixscience: A large-scale dataset for extreme multi-document summarization of scientific articles. In *EMNLP*.
- Daraksha Parveen and Michael Strube. 2014. Multi-document summarization using bipartite graphs. In *Proceedings of TextGraphs-9*.
- Frithjof Petrick, Jan Rosendahl, Christian Herold, and Hermann Ney. 2022. [Locality-sensitive hashing for long context neural machine translation](#). In *Proceedings of the 19th International Conference on Spoken Language Translation (IWSLT 2022)*, pages 32–42, Dublin, Ireland (in-person and online). Association for Computational Linguistics.
- Ratish Puduppully and Mark Steedman. 2022. Multi-document summarization with centroid-based pre-training. *arXiv preprint arXiv:2208.01006*.
- Colin Raffel, Noam Shazeer, Adam Roberts, Katherine Lee, Sharan Narang, Michael Matena, Yanqi Zhou, Wei Li, and Peter J Liu. 2020. Exploring the limits of transfer learning with a unified text-to-text transformer. *Journal of Machine Learning Research*.
- Chenhui Shen, Liying Cheng, Lidong Bing, Yang You, and Luo Si. 2022a. Sentbs: Sentence-level beam search for controllable summarization. *EMNLP 2022*.
- Chenhui Shen, Liying Cheng, Ran Zhou, Lidong Bing, Yang You, and Luo Si. 2022b. Mred: A meta-review dataset for structure-controllable text generation. *Findings of ACL*.
- Yun-Zhu Song, Yi-Syuan Chen, and Hong-Han Shuai. 2022. Improving multi-document summarization through referenced flexible extraction with credit-awareness. In *proceedings of NAACL-HLT*.
- Shangqing Tu, Jifan Yu, Fangwei Zhu, Juanzi Li, Lei Hou, and Jian-Yun Nie. 2022. [UPER: Boosting multi-document summarization with an unsupervised prompt-based extractor](#). In *Proceedings of the 29th International Conference on Computational Linguistics*, pages 6315–6326, Gyeongju, Republic of Korea. International Committee on Computational Linguistics.
- Ashish Vaswani, Noam Shazeer, Niki Parmar, Jakob Uszkoreit, Llion Jones, Aidan N Gomez, Łukasz Kaiser, and Illia Polosukhin. 2017. Attention is all you need. In *Proceedings of NeurIPS*.
- Lu Wang and Wang Ling. 2016. Neural network-based abstract generation for opinions and arguments. In *Proceedings of NAACL-HLT*.

- Ruben Wolhandler, Arie Cattan, Ori Ernst, and Ido Dagan. 2022. [How “multi” is multi-document summarization?](#) In *Proceedings of EMNLP*.
- Wen Xiao, Iz Beltagy, Giuseppe Carenini, and Arman Cohan. 2022. Primera: Pyramid-based masked sentence pre-training for multi-document summarization. In *Proceedings of ACL*.
- Michihiro Yasunaga, Rui Zhang, Kshitijh Meelu, Ayush Pareek, Krishna Parasuram Srinivasan, and Dragomir R. Radev. 2017. Graph-based neural multi-document summarization. In *Proceedings of CoNLL*.
- Manzil Zaheer, Guru Guruganesh, Kumar Avinava Dubey, Joshua Ainslie, Chris Alberti, Santiago Ontanon, Philip Pham, Anirudh Ravula, Qifan Wang, Li Yang, et al. 2020. Big bird: Transformers for longer sequences. *NIPS*.
- Jingqing Zhang, Yao Zhao, Mohammad Saleh, and Peter Liu. 2020. Pegasus: Pre-training with extracted gap-sentences for abstractive summarization. In *Proceedings of ICML*.
- Hao Zhou, Weidong Ren, Gongshen Liu, Bo Su, and Wei Lu. 2021. [Entity-aware abstractive multi-document summarization](#). In *Findings of the Association for Computational Linguistics: ACL-IJCNLP 2021*, pages 351–362, Online. Association for Computational Linguistics.

A Dataset Statistics

Dataset	Examples	Docs	Len_{src}	Len_{tgt}	Train Steps
Multinews	56K	2.8	1793	217	130000
WCEP	10K	9.1	3866	28	15500
Multi-Xscience	40K	5.1	700	105	90000
Rotten Tomatoes	3K	100	2052	21	4500
MReD	6K	3.3	1478	120	10500
MReD+	6K	6.3	3069	120	10500
WikiDomains-Film	37K	4.5	777	92	85000
WikiDomains-MeanOfTransportation	10K	4.1	878	88	20000
WikiDomains-Town	16K	4.7	582	52	37000
WikiDomains-Software	15K	4.3	843	113	35000

Table 4: The statistics of all the datasets used in this paper.

Table 4 shows the statistics of all the datasets we used for experiments.

B Ablation

In this section, we show the detailed ablation results for all 10 datasets in Tab.6. It can be seen that consistent improvements can be achieved by adding the HierEnc. Next, implementing decoder attention scaling with position restart can make further use of the “<s>” tokens to achieve the best results.

C Cross-Doc Std

We provide details of the “Cross-Doc Std” (CDS) calculation below. First, during the model’s inference stage, we can easily obtain the normalized cross-attention weights of each decoded token toward the source tokens in all attention heads and layers. We average these weights across all attention heads and layers, then aggregate them for each document. For instance, we calculate the total cross-attention towards the n^{th} document by summing up the cross-attention weights for all tokens in this document:

$$w_{X_n} = \sum_{k=1}^K w_{n,0}, \dots, w_{n,k} \quad (6)$$

Next, we normalize the cross-attention of each decoded token toward multiple documents:

$$\{w_{\hat{X}_0}, \dots, w_{\hat{X}_n}\} = \text{Softmax}\{w_{X_0}, \dots, w_{X_n}\} \quad (7)$$

Finally, we can obtain the CDS score for the i^{th} token by:

$$CDS_i = \text{Std}\{w_{\hat{X}_0}, \dots, w_{\hat{X}_n}\} \quad (8)$$

For ease of denotation, we do not specify the i value in Eqn.6 and Eqn.7, but the set of weights $\{w_{n,0},$

$\dots, w_{n,k}\}$ are specific to the i^{th} token. We can obtain a single CDS value for each test instance by averaging the CDS values for all generated tokens.

	Mutlinews	WCEP	M-XSc	RT	MReD	MReD+	MeanOfTrans	Town	Software	Film
System	R-1/R-2/R-L	R-1/R-2/R-L	R-1/R-2/R-L	R-1/R-2/R-L	R-1/R-2/R-L	R-1/R-2/R-L	R-1/R-2/R-L	R-1/R-2/R-L	R-1/R-2/R-L	R-1/R-2/R-L
LongT5-base (Guo et al., 2022)	46.4/18.6/24.5	43.4/22.5/35.3	27.0/6.5/15.0	26.0/9.4/20.5	32.0/8.6/20.1	32.7/9.3/20.6	41.2/23.1/33.7	60.2/45.7/56.7	37.5/18.5/28.4	42.4/24.8/35.5
BART-base + HierEncDec	47.1/19.4/25.0	44.8/23.9/36.8	31.9/6.8/17.7	26.8/9.6/20.8	32.2/9.5/20.6	32.7/9.4/20.8	40.6/23.1/33.7	61.4/47.1/57.7	37.2/18.8/28.6	42.8/25.2/35.9
LED (Beltagy et al., 2020)	50.1/20.5/25.0	46.5/24.7/37.6	31.2/7.3/16.6	27.3/9.9/20.7	33.0/8.5/19.1	34.3/9.4/20.3	45.4/24.7/35.1	62.3/47.9/58.3	42.1/19.2/28.8	44.8/25.0/35.7
BART-large	47.4/18.3/24.0	42.8/21.6/34.5	31.5/7.1/16.9	26.1/9.4/20.3	30.9/7.9/19.7	31.8/8.0/19.9	43.0/24.4/34.9	59.9/45.6/56.3	39.5/18.8/28.7	42.1/23.2/34.4
BART-large + HierEncDec	49.7/20.6/25.6	45.8/24.5/37.4	32.1/6.7/17.6	27.3/9.7/21.1	33.7/9.3/20.5	34.0/9.5/20.6	43.5/24.7/35.2	61.9/47.7/57.7	40.5/20.0/29.7	43.8/25.7/36.3
BART-large-cnn + HierEncDec	50.7/21.1/25.7	46.7/24.5/37.4	32.3/7.2/17.1	27.6/9.4/20.5	34.1/9.5/20.5	34.5/9.7/20.6	46.1/24.8/35.4	62.8/47.8/58.3	42.9/19.9/29.7	45.9/25.8/36.6

Table 5: Results on 10 datasets including Multinews, WCEP, Multi-XScience (M-XSc), Rotten Tomatoes (RT), MReD, MReD+, and 4 Wikipedia domains. **bolded systems**: applied our method on top of the baseline checkpoints.

	Mutlinews	WCEP	M-XSc	RT	MReD	MReD+	MeanOfTrans	Town	Software	Film
System	R-1/R-2/R-L	R-1/R-2/R-L	R-1/R-2/R-L	R-1/R-2/R-L	R-1/R-2/R-L	R-1/R-2/R-L	R-1/R-2/R-L	R-1/R-2/R-L	R-1/R-2/R-L	R-1/R-L
BART	47.4/18.3/24.0	42.8/21.6/34.5	31.5/7.1/16.9	26.1/9.4/20.3	33.1/8.5/19.2	33.2/8.4/19.6	43.0/24.4/34.9	59.9/45.6/56.3	39.5/18.8/28.7	42.1/23.2/34.4
+ <S>	48.7/19.6/24.9	44.5/23.3/36.3	31.4/6.4/17.3	26.6/9.6/20.6	33.5/9.0/19.8	33.6/9.1/20.0	42.6/24.4/35.1	61.1/47.2/57.7	39.8/19.6/29.4	43.0/25.3/36.0
+ HierEnc	49.1/20.3/25.4	44.9/23.4/36.5	32.0/6.4/17.1	27.1/9.8/20.7	33.8/9.1/19.9	34.4/9.4/20.2	43.3/24.6/35.1	61.5/47.4/57.7	40.0/19.6/29.4	43.7/25.6/36.2
+ all	49.7/20.6/25.6	45.8/24.5/37.4	32.1/6.7/17.6	27.3/9.7/21.1	34.1/9.5/20.6	34.5/9.7/20.6	43.5/24.7/35.2	61.9/47.7/58.1	40.5/20.0/29.7	43.8/25.7/36.3

Table 6: Detailed ablation results.