

# Uncovering the Potential of ChatGPT for Discourse Analysis in Dialogue: An Empirical Study

Yaxin Fan<sup>1,2</sup>, and Feng Jiang<sup>2\*</sup>

<sup>1</sup> School of Computer Science and Technology, Soochow University, Suzhou, China

<sup>2</sup> School of Data Science, The Chinese University of Hong Kong, Shenzhen, China  
 yxfansuda@stu.suda.edu.cn  
 jeffreyjiang@cuhk.edu.cn

## Abstract

The proficiency of Large Language Models (LLMs) like ChatGPT has been explored in traditional NLP tasks, yet their performance in complex tasks such as dialogue discourse analysis remains less explored, where it requires a higher level of abstract understanding and reasoning. This study investigates ChatGPT’s capabilities in three discourse analysis tasks: topic segmentation, discourse relation recognition, and discourse parsing, of varying difficulty levels. To adapt ChatGPT to these tasks, we propose discriminative and generative paradigms and introduce the Chain of Thought (COT) approach to improve ChatGPT’s performance in more difficult tasks. The results show that our generative paradigm allows ChatGPT to achieve comparative performance in the topic segmentation task comparable to state-of-the-art methods but reveals room for improvement in the more complex tasks of discourse relation recognition and discourse parsing. Notably, the COT can significantly enhance ChatGPT’s performance with the help of understanding complex structures in more challenging tasks. Through a series of case studies, our in-depth analysis suggests that ChatGPT can be a good annotator in topic segmentation but has difficulties understanding complex rhetorical structures. We hope these findings provide a foundation for future research to refine dialogue discourse analysis approaches in the era of LLMs.

## 1 Introduction

With the advent of large language models (LLMs) like ChatGPT, significant advancements have been made in various traditional NLP tasks, such as information extraction (Wei et al., 2023; Yuan et al., 2023; Hu et al., 2023; Gao et al., 2023b), summarization (Zhang et al., 2023a,b; Yang et al., 2023), and machine translation (Jiao et al., 2023). Despite

\*Corresponding author

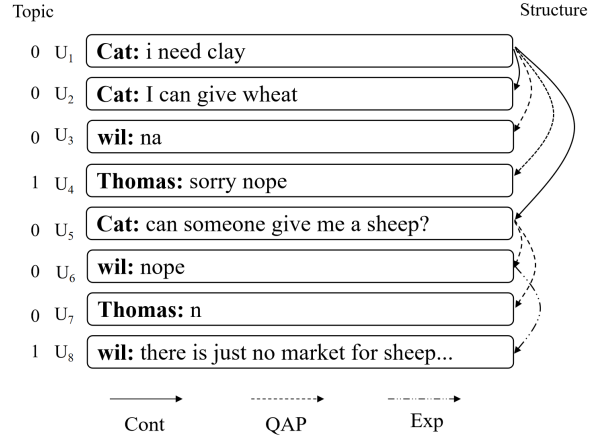


Figure 1: A dialogue from the STAC (Asher et al., 2016) dataset, consisting of seven utterances  $U_1-U_7$  and three speakers *Cat*, *wil*, and *Thomas*. Dialogue topic segmentation aims to divide the dialogue text into several topical pieces, which can be treated as a binary sequence tagging problem, and '1' indicates the end of a topic. Dialogue discourse relation recognition aims to recognize the rhetorical relation between the two utterances, which can be treated as a multi-classification problem. *Cont*, *QAP*, and *Exp* are short for *Continuation*, *Question-answer pair*, and *Explanation*, respectively. Dialogue discourse parsing aims to reflect the implicit structure of dialogue by determining the links and the corresponding relations between the utterances at the same time, which can be treated as a spanning tree problem.

this progress, the full potential of ChatGPT in the domain of dialogue discourse analysis, which is more structured and reasoning-intensive, has yet to be fully explored.

Dialogue discourse analysis (DDA) plays a crucial role in natural language processing (NLP) by revealing the underlying topic, coherence, and discourse structure in a dialogue. To uncover the potential of ChatGPT in this field, we select three critical tasks in DDA: topic segmentation, discourse relation recognition, and discourse parsing. These tasks involve binary classification, multi-classification, and spanning tree problems, respec-

tively, and increase in complexity, as depicted in Figure 1.

Unlike some NLP tasks such as translation and information extraction that only require a brief prompt or can extract the answer from the source input, dialogue discourse analysis poses a unique challenge for LLMs, which requires a more intricate prompt to instruct LLMs to deeply understand the dialogue text or derive the latent discourse structure. It requires a carefully crafted instead of intuitive prompt to fully harness ChatGPT’s performance on structured tasks in dialogue discourse analysis.

Thus, we initially devised two categories of prompts to uncover the capabilities of ChatGPT in dialogue discourse analysis. The first involves a discriminative prompt that perceives ChatGPT as a local model. For the second, we formulate tailored instructions for each task using a generative format. We also employ two distinct In-Context Learning (ICL) strategies to fully harness ChatGPT’s proficiency in more complex tasks: discourse relation recognition and parsing. Except for simply inputting the prompt and the exemplars directly into ChatGPT, a method known as *Vallina In-Context Learning (VICL)*, we also present them in a *Chain-of-Thought (CoT)* format, which we refer to as *Chain-of-Thought In-Context Learning (CoTICL)*.

Our comprehensive experiments and analyses have yielded several pivotal insights, each adding to a more profound understanding of ChatGPT’s prowess in dialogue discourse analysis. Firstly, we discovered that generative prompts act as a more effective way for guiding ChatGPT in handling intricate dialogue discourse analysis tasks. This showcases that ChatGPT possesses a competitive advantage in topic segmentation and at times surpasses the performance of state-of-the-art methodologies. However, there is still room for further advancement when it comes to discourse relation recognition and discourse parsing. Furthermore, the *Chain-of-Thought In-Context Learning (CoTICL)* significantly amplifies ChatGPT’s understanding of discourse structure, which could be a good direction for dealing with such complex tasks.

Intriguingly, through a series of case studies, we found that ChatGPT also holds potential as an annotator. It displays an exceptional capability in topic segmentation, occasionally outperforming human annotations. Additionally, it can serve as a reliable assistant in identifying instances of unreasonable

discourse relations within the discourse relation task. Nonetheless, for the most challenging task of discourse parsing, its performance appears to be somewhat limited, which should pay more attention in future work.

## 2 Related Work

### 2.1 Recent Progress of Large-scale Language Models in Downstream Tasks

Recently, Some works have evaluated the performance of ChatGPT on a series of downstream tasks by designing appropriate prompts. These prompts can generally be divided into two categories: discriminative and generative. Discriminative prompts (Robinson et al., 2023; Chan et al., 2023) mainly transform the classification task to a multi-choices problem and instruct ChatGPT to select the answer from the candidate choices. Generative prompts (Jiao et al., 2023; Wei et al., 2023; Zhang et al., 2023a; Wang et al., 2023) mainly instruct ChatGPT to generate the answer directly. In this paper, we mainly design these two types of prompts to fully evaluate the performance of ChatGPT on dialogue discourse parsing.

### 2.2 Discourse Analysis

Discourse analysis in dialogue always focuses on the topic structure and rhetorical structure. Topic segmentation mainly studies the topic structure and the discourse parsing mainly explores the rhetorical structure.

#### 2.2.1 Dialogue Topic Segmentation

The research on dialogue topic segmentation is mainly studied from two perspectives: unsupervised and supervised. The unsupervised methods first proposed sophisticated methods to assess the similarity of the two adjacent utterances, then a segmentation algorithm, such as *TextTiling* (Hearst, 1997a), is used to identify the topic boundaries. (Song et al., 2016) proposed to use word embeddings to assess the similarities. (Xu et al., 2021) proposed to alternate word embeddings with BERT. (Xing and Carenini, 2021) trains an utterance-pair scoring model by sampling utterance pairs from distant corpora. (Gao et al., 2023a) proposed to learn topic-aware utterance representations from unlabeled dialogue data through neighboring utterance matching and pseudo-segmentation. Supervised methods mainly adopt sequence labeling to label each utterance. (Xie et al., 2021)

introduced a new topic-shift aware dialog benchmark in English and gave a baseline of topic-shift-detection. (Lin et al., 2023) annotated a Chinese Natural Topic Dialogue (CNTD) corpus and propose a teacher-student framework based on hierarchical contrastive learning to predict the topic shift without the response.

### 2.2.2 Dialogue Discourse Parsing

The works on dialogue discourse parsing can be divided into two types, i.e., single-task and multi-task. Those single-task approaches mainly employ various encoding and decoding methods for discourse parsing. Shi and Huang (2019) jointly and alternatively predicted the link and relation by incorporating the historical structure. Wang et al. (2021a) adopted a structure transformer to incorporate both the node and edge information of utterance pairs. Liu and Chen (2021) trained a joint model by merging the parsing datasets. Fan et al. (2022a) combined different decoding methods for discourse parsing. Yu et al. (2022a) proposed a second-stage pretrained task to enhance speaker interaction. Chi and Rudnicky (2022) proposed to jointly optimize discourse links and relations in the dialogue and use the modified Chiu-Liu-Edmonds algorithm to generate discourse structure.

Multitask approaches focus on exploring the advantages of relevant tasks to facilitate discourse parsing. Yang et al. (2021) jointly trained dialogue discourse parsing with dropped pronoun recovery, and He et al. (2021) jointly trained discourse parsing with reading comprehension.

## 3 ChatGPT for Dialogue Discourse Analysis

Unlike previous studies that considered various tasks of discourse structure analysis (topic segmentation, discourse relation recognition, and discourse parsing) as natural language understanding tasks and used encoder-based models, the LLM model (such as ChatGPT) is predominantly based on a decoder for natural language generation tasks. Thus, the first step is to formulate these tasks into generation tasks. Secondly, designing suitable prompts for the tasks is another crucial aspect. To fully explore the potential of ChatGPT on discourse analysis, we adopt two kinds of prompts (discriminative and generative prompts) for each task, following previous work. The discriminative prompt (Robinson et al., 2023; Chan et al., 2023) mainly treats the task as a multi-choices problem and guides

LLMs to select the correct answer from the candidate choices. The generative prompt (Jiao et al., 2023; Wei et al., 2023; Zhang et al., 2023a; Wang et al., 2023) mainly treats the task as a generative problem and instructs LLMs to generate the correct answer in a suitable format.

### 3.1 Prompt for Dialogue Topic Segmentation

#### 3.1.1 Task Formulation

Dialogue Topic Segmentation aims to uncover the latent topic structure of dialogue text by dividing it into several coherent pieces. Given a dialogue text  $D = \{u_0, u_1, \dots, u_n\}$ , ChatGPT needs to identify several topical pieces expressed as  $T = \{t_1, \dots, t_k\}$ , where  $t$  indicates the consecutive utterances that are around the same topic and  $k$  is the number of the topic.

#### 3.1.2 Prompt Design

**Discriminative Prompt** Previous works (Xing and Carenini, 2021) on topic segmentation always adopt the discriminative approach such as binary sequence tagging to label each utterance with a binary label, where '1' indicates the utterance is the start or end of a topic. Thus, we treat ChatGPT as a sequence labeling model and first instruct ChatGPT to label each utterance with 0 or 1, and 1 indicates the utterance starts a new topic.<sup>1</sup> Then, we instruct the ChatGPT to output in the form of the Python list for the convenience of evaluation. The detailed prompt is shown in Table 4.

**Generative Prompt** For generative prompts, we tell ChatGPT the abstract description to help it understand the nature of the topic segmentation. Then, we instruct ChatGPT to structured output the topic index and the corresponding consecutive utterances. The detail is as shown in Table 4.

The difference between generative and discriminative prompt is that generative prompt directly reveals the essence of topic segmentation, while discriminative prompt indirectly represents topic segmentation through an abstract binary label.

### 3.2 Prompt for Discourse Relation Recognition

#### 3.2.1 Task Formulation

Discourse relation recognition is to recover what rhetorical relation exists between discourse units

<sup>1</sup>we also try to treat the '1' as the end of the topic but the chatGPT always only labels the last utterance of the dialogue as 1.

(e.g., utterances). Given two utterances  $U_i, U_j$ , ChatGPT needs to identify the rhetorical relation types  $R$ .

### 3.2.2 Prompt Design

**Discriminative Prompt** Following the previous work (Nori et al., 2023; Chan et al., 2023), we treat the multi-classification task as a multi-choices problem and instruct ChatGPT to select the correct discourse relation from the candidate choices and the prompt as shown in Table 5.

**Generative Prompt** We treat the dialogue discourse relation recognition as a generative task and instruct ChatGPT to generate the discourse relation according to the Segmented Discourse Rhetorical Theory. In addition, we specify the types of rhetorical relations similar to the discriminative prompt. The detail is shown in Table 5.

The difference between generative and discriminative prompts is that the generative prompt directly instructs ChatGPT to generate the discourse relation, while the discriminative prompt instruct ChatGPT to select the correct discourse relation from the candidate choices.

## 3.3 Prompt for Dialogue Discourse Parsing

### 3.3.1 Task Formulation

Dialogue Discourse parsing aims to reflect the implicit structure of dialogue by constructing a directed acyclic graph according to the Segmented Discourse Representation Theory (SDRT). Formally, given a dialogue text consisting  $D = \{u_0, u_1, \dots, u_n\}$ , ChatGPT needs to identify  $n - 1$  edges denoted as  $E$  and each connects two utterances. And each edge corresponds to a rhetorical relation defined in the SDRT.

### 3.3.2 Prompt Design

**Discriminative Prompt** For discriminative prompt, we tell ChatGPT the types of rhetorical relations and instruct it to annotate  $n-1$  edges for a dialogue containing  $n$  utterances, where each edge connect two utterances, Then, we instruct ChatGPT to output the edge in the form of a sparse matrix. The detail is shown in Table 6.

**Generative Prompt** For the generative prompt, we directly tell ChatGPT the rhetorical structure of a dialogue can be represented by a directed acyclic graph. Then, we instruct ChatGPT to annotate the rhetorical structure of dialogue and represent it in

the form of a sparse matrix. The detail is shown in Table 6.

The difference between generative and discriminative prompts is that the generative prompt directly instructs ChatGPT to generate the whole rhetorical structure of a dialogue, while the discriminative prompt instruct ChatGPT to conduct local judgment for each link and the corresponding relation.

## 3.4 Post-processing for Evaluation

Due to the generative features of LLMs, ChatGPT can not always output in the format specified. To evaluate the performance of ChatGPT, post-processing is required and only used to obtain the formatted output, which does not affect the performance evaluation of ChatGPT.

### Post-processing of Dialogue Topic Segmentation

For the discriminative prompt, two types of outputs require post-processing. The first type is the number of output binary labels more than the number of utterances and we truncated the exceeding part. The other is the number of output binary labels less than the number of utterances and we fill 0 at the end.

For the generative prompt, there are also two types of output that required post-processing when using generative prompts. First is the inter-topic processing that lacks utterances between adjacent topics and we treat the lacking utterances as an independent topic. The second is the intra-topic processing that the utterances with a topic are discontinuous and we divide the utterances within the topic into several sub-topics by the principle of maximum continuous utterance. The details of post-processing are shown in Appendix A.

### Post-processing of Dialogue Discourse Relation Recognition

Because chatGPT can not recognize the rhetorical relation of some samples, we randomly select a relation type for these samples for evaluation.

## 4 Experimentation

In this section, we first introduce the datasets for each task, and we then report the performance of ChatGPT<sup>2</sup> on various tasks by our proposed discriminative and generative prompt.

<sup>2</sup>We adopt the version of 'gpt-3.5-turbo-0301'.

## 4.1 Datasets

**Datasets for dialogue topic segmentation** We mainly evaluate the performance of ChatGPT on four popular dialogue topic segmentation datasets. **DialSeg\_711** (Xu et al., 2021): it is a real-world dataset that consists of 711 English dialogues for unsupervised evaluation. **TIAGE** (Xie et al., 2021): it is a real-world English dataset that consists of 300, 100, and 100 dialogues for training, validating, and testing, respectively. **ZYS** (Xu et al., 2021): it is a real-world Chinese dataset that consists of 505 conversations for unsupervised evaluation. **CNTD** (Lin et al., 2023): it is a real-world Chinese dataset that consists of 1041, 134, and 133 conversations for training, validating, and testing, respectively.

**Datasets for dialogue discourse relation recognition and discourse parsing** For these two tasks, We mainly evaluate the performance of ChatGPT on two popular dialogue discourse parsing datasets **STAC** (Asher et al., 2016) and **Molweni** (Li et al., 2020). STAC has annotated 1,173 dialogues, where 1,062 for training and the remaining 111 dialogues for testing. Molweni has annotated 10,000 dialogues, where 9,000 are for training, 500 for development, and the remaining 500 dialogues for testing, respectively. For the evaluation of dialogue discourse relation recognition, we extract the utterance pairs from STAC and Molweni according to the golden links. On STAC, there are 10480, 1083, and 1128 utterance pairs for training, validating, and testing, respectively. On Molweni, there are 70454, 3880, and 3911 utterance pairs for training, validating, and testing, respectively. Both of the datasets define the sixteen relation types.

## 4.2 Evaluation

### Evaluation for dialogue topic segmentation

We adopt two standard metrics for evaluation, including  $P_k$  error score (Beeferman et al., 1999) and Macro  $F_1$  score.  $P_k$  is to calculate the overlap rate between predicted and reference pieces and lower scores indicate better performance.  $F_1$  is to measure the performance of the binary prediction, and 1 indicates the end of the topic<sup>3</sup>.

### Evaluation for dialogue discourse relation recognition

we use Micro-F1 and Macro-F1<sup>4</sup> to

<sup>3</sup>We follow the previous work (Xing and Carenini, 2021) and set the reference label of the last utterance in a dialogue to 0.

<sup>4</sup>F1 is calculated by sklearn tools <https://scikit-learn.org/>.

evaluate the performance of ChatGPT on Dialogue discourse relation recognition.

**Evaluation for dialogue discourse parsing** We adopt Link F1 and Link&Rel F1 to evaluate the performance of ChatGPT. The Link F1 metric evaluates the capability of link prediction only, and the Link&Rel F1 metric evaluates the capability of link and relation are all correct.

## 4.3 Results of Dialogue Topic Segmentation

To evaluate the performance of ChatGPT, we select two types of baselines: unsupervised and supervised. Unsupervised baselines: 1) **TextTiling** (Hearst, 1997b): it is a traditional and common method that uses word frequencies to measure the similarity among the utterances. 2) **GreedySeg** (Xu et al., 2021): This method greedily determines segment boundaries based on the similarity of adjacent utterances computed from the output of the pre-trained BERT sentence encoder. 3) **TeT+CLS** (Xu et al., 2021): TextTiling enhanced by the pre-trained BERT sentence encoder, by using output embeddings of BERT encoder to compute semantic similarity for consecutive utterance pairs. 4) **UPCS** (Xing and Carenini, 2021): it is a distant supervised method and trains a utterance-pair scoring model by sampling utterance pairs from distant corpora DailyDialog (Li et al., 2017) and Naturalconv (Wang et al., 2021b). Supervised baselines: **BERT** (Yu et al., 2022b): it uses BERT (Devlin et al., 2019) to encode utterance pairs and train a binary classifier. **T5** (Xie et al., 2021): it uses T5 (Raffel et al., 2020) to encode utterance pairs and train a binary classifier. **MGP** (Lin et al., 2023): it proposes a prompt-based approach to fully extract topic information from dialogues at multiple-granularity.

The experimental results in Table 1 show that the generative prompt can achieve higher performance than the discriminative prompt, which suggests that it is more efficient to have ChatGPT represent structures directly rather than indirectly with binary labels. Besides, ChatGPT with generative prompt can surpass all unsupervised methods significantly on Dialog\_711, TIAGE, and CNTD and can achieve comparable performance on ZYS. In addition, it can achieve about 80%(61.31/76.20) and 90%(77.36/84.70) performance of SOTA supervised baseline MGP in the  $F_1$  metric on TIAGE and CNTD dataset, respectively. These indicate that ChatPGT has a strong ability to understand relatively simple topic structures.

Domain	Methods	Chitchat DialSeg_711		Finance ZYS		Chitchat TIAGE		Chitchat CNTD	
		$P_k(\downarrow)$	$F_1(\uparrow)$	$P_k(\downarrow)$	$F_1(\uparrow)$	$P_k(\downarrow)$	$F_1(\uparrow)$	$P_k(\downarrow)$	$F_1(\uparrow)$
unsupervised	TextTiling	40.44	60.80	45.86	48.50	47.27	45.57	51.36	46.84
	GreedySeg	50.95	40.10	44.12	50.20	52.63	49.47	53.81	53.36
	TeT+CLS	40.49	61.00	43.01	50.20	40.49	61.00	43.01	50.20
	UPCS	26.80	77.60	<b>40.99</b>	<b>52.10</b>	47.19	58.63	46.11	58.18
supervised	BERT	-	-	-	-	-	66.60	-	80.80
	T5	-	-	-	-	-	73.90	-	81.10
	MGP	-	-	-	-	-	<b>76.20</b>	-	<b>84.70</b>
ChatGPT	DP	49.68 $\pm$ 0.11	51.95 $\pm$ 0.11	42.55 $\pm$ 0.33	40.67 $\pm$ 0.06	50.33 $\pm$ 0.25	53.27 $\pm$ 0.69	48.93 $\pm$ 0.84	59.05 $\pm$ 0.35
	GP	<b>10.56<math>\pm</math>0.18</b>	<b>89.42<math>\pm</math>0.08</b>	56.19 $\pm$ 0.29	49.60 $\pm$ 0.04	<b>42.35<math>\pm</math>2.31</b>	61.31 $\pm$ 1.87	<b>27.08<math>\pm</math>1.00</b>	77.36 $\pm$ 0.35

Table 1: Comparison between ChatGPT and several baselines on dialogue topic segmentation. All experiments are conducted two times and we report the averaged performance. DP and GP are short for Discriminative Prompt and Generative Prompt, respectively.

#### 4.4 Results of Dialogue Discourse Relation Recognition

To evaluate the performance of ChatGPT on dialogue discourse relation recognition, we select the following baselines for comparison. 1) **XLNet**: following the work of Fan et al. (2022b), we adopt XLNet to encode the utterance pairs for multi-classification. 2) **BERT**: following the work of Yu et al. (2022b), we adopt BERT to encode the utterance pairs for multi-classification. 3) **RoBERTa**: following the work of Chi and Rudnicky (2022), we adopt RoBERTa to encode the utterance pairs for multi-classification.

The results are shown in Table 2. We can see that generative prompt also can achieve higher performance than discriminative prompt, which suggests that it is more efficient to have ChatGPT directly generate rhetorical relations rather than indirectly with multi-choice. Besides, ChatGPT can achieve about 53% (36.12/68.09) and 38% (19.95/51.97) performance of RoBERTa baseline in the Micro-F1 and Macro-F1 metrics on the STAC dataset and achieve 38% (24.70/65.16) and 29% (9.11/31.07) performance of BERT baseline on the Molweni. The performance on relation recognition is much worse than on dialogue topic segmentation, indicating that the ability of ChatGPT to understand more complex discourse relations decreases.

#### 4.5 Results of Dialogue Discourse Parsing

To evaluate the performance of ChatGPT on dialogue discourse parsing, we select the following baselines for comparison. 1) **rule-based**: it establishes the link between adjacent utterances and selects the relation type with the largest proportion as the link type. 2) **DSM** (Shi and Huang, 2019): it alternately predicted the link and relation by incorporating historical structure; 3) **SSAM** (Wang et al., 2021a): it adopted a structure transformer

and two auxiliary training signals for parsing; 4) **DAMT** (Fan et al., 2022b): it combined different decoding methods for parsing; 5) **SSP** (Yu et al., 2022b): it proposed a second-stage pre-trained task to enhance the speaker interaction; 6) **SDDP** (Chi and Rudnicky, 2022): it proposed to jointly optimize discourse links and relations in the dialogue and use the modified Chiu-Liu-Edmonds algorithm to generate discourse structure.

The results are shown in Table 3. Similar to the other task, the generative prompt performs better than the discriminative prompt. However, ChatGPT can only achieve comparable performance on Link and Link&Rel metrics with the rule-based method, which illustrates that it is a great challenge for ChatGPT to understand the dialogue discourse structure. Specifically, ChatGPT achieves about 42% (25.25 vs 59.60) and 40% (23.85 vs 59.90) performance of SDDP in the Link&Rel metric on the STAC and Molweni, respectively. There is still a large room for improvement as demonstrated by the gap between ChatGPT and the supervised SOTA baselines.

### 5 Analysis

In this section, we provide the analysis of ChatGPT’s capabilities on dialogue discourse analysis.

#### 5.1 ChatGPT can be an excellent general-domain topic annotator

Table 1 shows that ChatGPT performs well on DialSeg\_711, TIAGE, and CNTD datasets, but fails on the ZYS dataset. This shows that ChatGPT has a good understanding of general-domain topics but lacks domain-specific knowledge to identify the domain-specific topics.

Table 10 shows the cases of ChatGPT on dialogue topic segmentation and we find that ChatGPT can give more reasonable topic boundaries

Methods	STAC		Molweni		
	Micro-F1	Macro-F1	Micro-F1	Macro-F1	
Supervised	XLNet	63.92	46.28	65.52	25.90
	BERT	64.80	46.22	65.16	31.07
	RoBERTa	68.09	51.97	65.36	26.78
ChatGPT	DP	28.43 $\pm$ 1.09	17.31 $\pm$ 0.45	16.38 $\pm$ 0.16	7.47 $\pm$ 0.02
	GP	36.12 $\pm$ 0.06	19.95 $\pm$ 0.65	24.70 $\pm$ 0.72	9.11 $\pm$ 0.11

Table 2: Comparison between ChatGPT and several baselines on dialogue discourse relation recognition.

Methods	STAC		Molweni		
	Link	Link&Rel	Link	Link&Rel	
rule-based	60.57	20.11	67.56	25.60	
Supervised	DSM	71.99	53.62	76.94	53.49
	SSAM	73.48	57.31	81.63	58.54
	SSP	73.00	57.40	83.70	59.40
	DAMT	73.64	57.42	82.50	58.91
	SDDP	74.40	59.60	83.50	59.90
ChatGPT	DP	60.67 $\pm$ 0.13	21.82 $\pm$ 0.71	65.22 $\pm$ 0.28	20.69 $\pm$ 0.01
	GP	59.91 $\pm$ 0.13	25.25 $\pm$ 0.88	63.75 $\pm$ 0.04	23.85 $\pm$ 0.06

Table 3: Comparison between ChatGPT and several baselines on dialogue discourse parsing.

than human annotations. In case\_1, human annotation divided the dialogue into two topics including  $U_1-U_4$  and  $U_5-U_{16}$ . However, from  $U_5$  to  $U_{16}$  involves more than topics including hunting, fishing, and enjoying life and GPT-3.5 identifies these topics, giving more reasonable topic boundaries. The same phenomenon occurs in case\_2, human annotation considers the whole dialogue as one topic. However, there is more than one topic in the dialogue including outdoors, daughter, shopping, and so on. Anyway, identifying multiple topics is more reasonable than treating the entire dialogue as one topic.

## 5.2 ChatGPT can be a good discourse relation corrector

To deeply analyze the capabilities of ChatGPT on discourse relations, we count the number of correct relation predictions and plot them in Figure 2.

From the Figure, we can see that ChatGPT can achieve competitive performance compared to the supervised baselines on some relations types that have characteristic dialogue features, such as *Acknowledgement*, *Continuation*, and *Question-answer pair*, etc. This may be related to the fact that ChatGPT is trained in the form of conversations.

Besides, ChatGPT hardly recognizes some high-resource relations, such as *Comment*. This may be

related to the fact that ChatGPT does not allow for subjective feelings or comments and it can not recognize the *Comment* relation involving subjective feelings.

In addition, ChatGPT also performs poorly in recognizing *Clarification\_question* with a large proportion on Molweni dataset. The confusion matrix shows that ChatGPT tends to recognize the utterance pairs with *Clarification\_question* relation as *Question-answer pair* relation and the same phenomenon is observed on STAC. This shows that ChatGPT ignores the order of questions when recognition discourse relations.

Finally, ChatGPT can give the reasonable explanation for the utterance pairs it can not determine a discourse relation and table 11 shows some cases. We can see that it’s hard for human to determine the relation for these utterance pairs and ChatGPT may help human to correct these utterance pairs annotated with unreasonable relations.

## 5.3 ChatGPT can hardly understand dialogue discourse structure

To explore the abilities of ChatGPT on understanding discourse structure, we investigate the performance on various links with different distances. Figure 3 shows the comparison of performance at different distances between ChatGPT and several baselines. We can observe that the rule-base

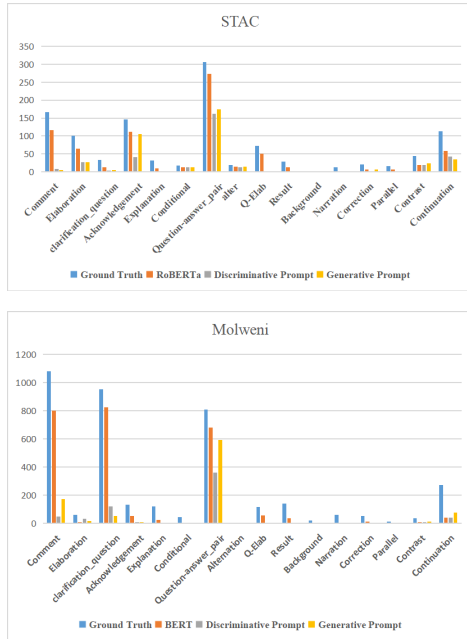


Figure 2: Performance of each relation on STAC and Molweni.

method has 100% link accuracy at the distance 1 due to all the links being established in the adjacent utterances. SDDP can recognize the links and relations at various distances and have a downward trend with the distance increasing. However, ChatGPT performs well at distance 1 and has a similar trend with the rule-based method, which indicates that ChatGPT can only represent the discourse structure of dialogue with a linear form and hardly understand the discourse structure of the dialogue.

Table 12 shows the cases of ChatGPT on dialogue discourse parsing, which can also illustrate that ChatGPT tends to establish the link between two adjacent utterances and is insufficient to understand the discourse structure.

#### 5.4 Chain-of-thought is more helpful for dialogue discourse parsing

In this section, we study the impact of In-Context Learning (ICL) on all three dialogue discourse analysis tasks. Following the previous work, we adopt two commonly used ICL methods to fully explore the effect of in-context learning. The first is the Vallina method that directly feeds exemplars into ChatGPT. The second is the Chain-of-Thought(CoT) that feeds the exemplars and the human reasoning process into ChatGPT. The details are shown in Table 7-9 and the exemplars are randomly selected from the training set.

The results are shown in Figure 4. We can

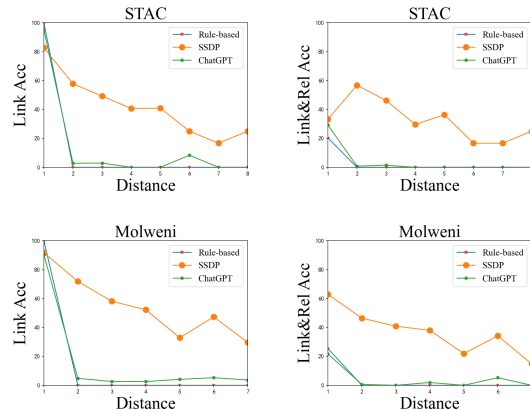


Figure 3: The comparison of performance between ChatGPT generative prompt and SOTA baseline SSDP on STAC and Molweni at various distances. If there is a link between  $U_j$  and  $U_i$ , the distance of the links is defined as  $i - j$ .

see that the performance of either Vallina or CoT method on topic segmentation and relation recognition does not increase linearly with the shot number. However, there is a significant improvement in dialogue parsing, especially the CoT methods. This indicates that dialogue discourse parsing is a complex task that requires multi-step reasoning, and CoT can help ChatGPT to understand dialogue discourse structure better.

## 6 Conclusion

In this paper, we provide a thorough evaluation of ChatGPT on dialogue discourse analysis, including topic segmentation, discourse relation recognition, and discourse parsing. The experimental results and analysis show that ChatGPT displays an exceptional capability in topic segmentation, occasionally outperforming human annotations. Additionally, it can serve as a reliable assistant in identifying instances of unreasonable discourse relations within the discourse relation task. Nonetheless, for the most challenging task of discourse parsing, its performance appears to be somewhat limited, which should pay more attention in future work.

## References

Nicholas Asher, Julie Hunter, Mathieu Morey, Farah Benamara, and Stergos Afantenos. 2016. Discourse Structure and Dialogue Acts in Multiparty Dialogue: the STAC Corpus. In *Proceedings of the Tenth International Conference on Language Resources and Evaluation*, pages 2721–2727.

Doug Beeferman, Adam Berger, and John Lafferty.



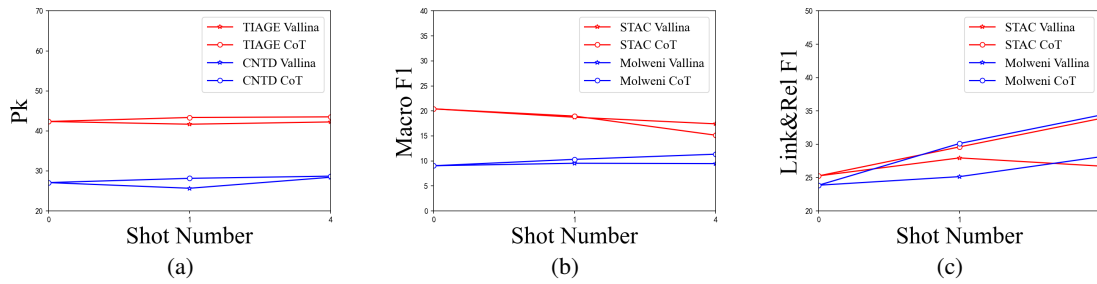


Figure 4: In-context learning results of ChatGPT with the generative prompt on dialogue discourse analysis tasks. (a), (b), and (c) shows the results of topic segmentation, relation recognition, and discourse parsing, respectively. The lower scores of  $P_K$  indicate better performance.

1999. Statistical models for text segmentation. *Machine learning*, 34:177–210.
- Chunkit Chan, Jiayang Cheng, Weiqi Wang, Yuxin Jiang, Tianqing Fang, Xin Liu, and Yangqiu Song. 2023. [Chatgpt evaluation on sentence level relations: A focus on temporal, causal, and discourse relations.](#)
- Ta-Chung Chi and Alexander Rudnicky. 2022. Structured Dialogue Discourse Parsing. In *Proceedings of the 23rd Annual Meeting of the Special Interest Group on Discourse and Dialogue*, pages 325–335.
- Jacob Devlin, Ming-Wei Chang, Kenton Lee, and Kristina Toutanova. 2019. [Bert: Pre-training of deep bidirectional transformers for language understanding.](#)
- Yaxin Fan, Peifeng Li, Fang Kong, and Qiaoming Zhu. 2022a. A Distance-Aware Multi-Task Framework for Conversational Discourse Parsing. In *Proceedings of the 29th International Conference on Computational Linguistics*, pages 912–921.
- Yaxin Fan, Peifeng Li, Fang Kong, and Qiaoming Zhu. 2022b. [A distance-aware multi-task framework for conversational discourse parsing.](#) In *Proceedings of the 29th International Conference on Computational Linguistics*, pages 912–921, Gyeongju, Republic of Korea. International Committee on Computational Linguistics.
- Haoyu Gao, Rui Wang, Ting-En Lin, Yuchuan Wu, Min Yang, Fei Huang, and Yongbin Li. 2023a. [Unsupervised dialogue topic segmentation with topic-aware utterance representation.](#)
- Jun Gao, Huan Zhao, Changlong Yu, and Ruifeng Xu. 2023b. [Exploring the feasibility of chatgpt for event extraction.](#)
- Yuchen He, Zhuosheng Zhang, and Hai Zhao. 2021. Multi-tasking Dialogue Comprehension with Discourse Parsing. In *Proceedings of the 35th Pacific Asia Conference on Language, Information and Computation*, pages 598–608.
- Marti A Hearst. 1997a. Text tiling: Segmenting text into multi-paragraph subtopic passages. *Computational linguistics*, 23(1):33–64.
- Marti A. Hearst. 1997b. [Text tiling: Segmenting text into multi-paragraph subtopic passages.](#) *Computational Linguistics*, 23(1):33–64.
- Yan Hu, Iqra Ameer, Xu Zuo, Xueqing Peng, Yujia Zhou, Zehan Li, Yiming Li, Jianfu Li, Xiaoqian Jiang, and Hua Xu. 2023. [Zero-shot clinical entity recognition using chatgpt.](#)
- Wenxiang Jiao, Wenxuan Wang, Jen tse Huang, Xing Wang, and Zhaopeng Tu. 2023. [Is chatgpt a good translator? yes with gpt-4 as the engine.](#)
- Jiaqi Li, Ming Liu, Min-Yen Kan, Zihao Zheng, Zekun Wang, Wenqiang Lei, Ting Liu, and Bing Qin. 2020. [Molweni: A challenge multiparty dialogues-based machine reading comprehension dataset with discourse structure.](#) In *Proceedings of the 28th International Conference on Computational Linguistics*, pages 2642–2652, Barcelona, Spain (Online). International Committee on Computational Linguistics.
- Yanran Li, Hui Su, Xiaoyu Shen, Wenjie Li, Ziqiang Cao, and Shuzi Niu. 2017. [DailyDialog: A manually labelled multi-turn dialogue dataset.](#) In *Proceedings of the Eighth International Joint Conference on Natural Language Processing (Volume 1: Long Papers)*, pages 986–995, Taipei, Taiwan. Asian Federation of Natural Language Processing.
- Jiangyi Lin, Yaxin Fan, Feng Jiang, Xiaomin Chu, and Peifeng Li. 2023. [Topic shift detection in chinese dialogues: Corpus and benchmark.](#)
- Zhengyuan Liu and Nancy Chen. 2021. Improving Multi-Party Dialogue Discourse Parsing via Domain Integration. In *Proceedings of the 2nd Workshop on Computational Approaches to Discourse*, pages 122–127.
- Harsha Nori, Nicholas King, Scott Mayer McKinney, Dean Carignan, and Eric Horvitz. 2023. [Capabilities of gpt-4 on medical challenge problems.](#)
- Colin Raffel, Noam Shazeer, Adam Roberts, Katherine Lee, Sharan Narang, Michael Matena, Yanqi Zhou, Wei Li, and Peter J. Liu. 2020. [Exploring the limits of transfer learning with a unified text-to-text transformer.](#)

- Joshua Robinson, Christopher Michael Rytting, and David Wingate. 2023. [Leveraging large language models for multiple choice question answering](#).
- Zhouxing Shi and Minlie Huang. 2019. A Deep Sequential Model for Discourse Parsing on Multi-Party Dialogues. In *Proceedings of the AAAI Conference on Artificial Intelligence*, pages 7007–7014.
- Yiping Song, Lili Mou, Rui Yan, Li Yi, Zinan Zhu, Xiaohua Hu, and Ming Zhang. 2016. Dialogue session segmentation by embedding-enhanced texttiling. *arXiv preprint arXiv:1610.03955*.
- Ante Wang, Linfeng Song, Hui Jiang, Shaopeng Lai, Junfeng Yao, Min Zhang, and Jinsong Su. 2021a. A Structure Self-Aware Model for Discourse Parsing on Multi-Party Dialogues. In *Proceedings of the Thirtieth International Joint Conference on Artificial Intelligence*, pages 3943–3949.
- Xiaoyang Wang, Chen Li, Jianqiao Zhao, and Dong Yu. 2021b. [Naturalconv: A chinese dialogue dataset towards multi-turn topic-driven conversation](#). *Proceedings of the AAAI Conference on Artificial Intelligence*, 35(16):14006–14014.
- Zengzhi Wang, Qiming Xie, Zixiang Ding, Yi Feng, and Rui Xia. 2023. [Is chatgpt a good sentiment analyzer? a preliminary study](#).
- Xiang Wei, Xingyu Cui, Ning Cheng, Xiaobin Wang, Xin Zhang, Shen Huang, Pengjun Xie, Jinan Xu, Yufeng Chen, Meishan Zhang, Yong Jiang, and Wenjuan Han. 2023. [Zero-shot information extraction via chatting with chatgpt](#).
- Huiyuan Xie, Zhenghao Liu, Chenyan Xiong, Zhiyuan Liu, and Ann Copestake. 2021. [TIAGE: A benchmark for topic-shift aware dialog modeling](#). In *Findings of the Association for Computational Linguistics: EMNLP 2021*, pages 1684–1690, Punta Cana, Dominican Republic. Association for Computational Linguistics.
- Linzi Xing and Giuseppe Carenini. 2021. [Improving unsupervised dialogue topic segmentation with utterance-pair coherence scoring](#). In *Proceedings of the 22nd Annual Meeting of the Special Interest Group on Discourse and Dialogue*, pages 167–177, Singapore and Online. Association for Computational Linguistics.
- Yi Xu, Hai Zhao, and Zhuosheng Zhang. 2021. [Topic-aware multi-turn dialogue modeling](#). *Proceedings of the AAAI Conference on Artificial Intelligence*, 35(16):14176–14184.
- Jingxuan Yang, Kerui Xu, Jun Xu, Si Li, Sheng Gao, Jun Guo, Nianwen Xue, and Ji-Rong Wen. 2021. A Joint Model for Dropped Pronoun Recovery and Conversational Discourse Parsing in Chinese Conversational Speech. In *Proceedings of the 59th Annual Meeting of the Association for Computational Linguistics and the 11th International Joint Conference on Natural Language Processing*, pages 1752–1763.
- Xianjun Yang, Yan Li, Xinlu Zhang, Haifeng Chen, and Wei Cheng. 2023. [Exploring the limits of chatgpt for query or aspect-based text summarization](#).
- Nan Yu, Guohong Fu, and Min Zhang. 2022a. [Speaker-Aware Discourse Parsing on Multi-Party Dialogues](#). In *Proceedings of the 29th International Conference on Computational Linguistics*, pages 5372–5382.
- Nan Yu, Guohong Fu, and Min Zhang. 2022b. [Speaker-aware discourse parsing on multi-party dialogues](#). In *Proceedings of the 29th International Conference on Computational Linguistics*, pages 5372–5382, Gyeongju, Republic of Korea. International Committee on Computational Linguistics.
- Chenhan Yuan, Qianqian Xie, and Sophia Ananiadou. 2023. [Zero-shot temporal relation extraction with chatgpt](#).
- Haopeng Zhang, Xiao Liu, and Jiawei Zhang. 2023a. [Extractive summarization via chatgpt for faithful summary generation](#).
- Tianyi Zhang, Faisal Ladhak, Esin Durmus, Percy Liang, Kathleen McKeown, and Tatsunori B. Hashimoto. 2023b. [Benchmarking large language models for news summarization](#).

## A Post Processing For Dialogue Topic Segmentation

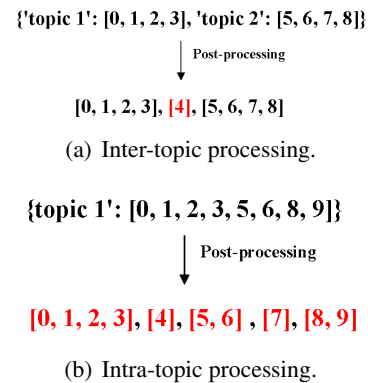


Figure 5: Post-processing of dialogue topic segmentation.

## **B The Details of Prompts**

Type	Prompts for Dialogue Topic Segmentation
Discriminative	<p>The following is a dialogue. Give each utterance a binary label, where 1 indicates that the utterance starts a new topic. please output the result of the sequence annotation as a python list.</p> <p>0 : <math>U_1</math>  1 : <math>U_2</math>  ...  n : <math>U_n</math></p>
Generative	<p>Please identify several topic boundaries for the following dialogue and each topic consists of several consecutive utterances. please output in the form of {'topic i':[], ... , 'topic j':[]}, where the elements in the list are the index of the consecutive utterances within the topic, and output even if there is only one topic.</p> <p>0 : <math>U_1</math>  1 : <math>U_2</math>  ...  n : <math>U_n</math></p>

Table 4: Prompts for Dialogue Topic Segmentation.

Type	Prompts for Dialogue Discourse Relation Recognition
Discriminative	<p>Please select the rhetorical relation of the utterance pair <math>U_i</math> and <math>U_j</math> from the following candidate rhetorical relations</p> <p>Relation 0: Elaboration.  Relation 1: Comment.  Relation 2: Clarification_question.  Relation 3: Acknowledgement.  Relation 4: Explanation.  Relation 5: Conditional.  Relation 6: Question-answer pairs.  Relation 7: Alternation.  Relation 8: Question-Elaboration.  Relation 9: Result.  Relation 10: Background.  Relation 11: Narration.  Relation 12: Correction.  Relation 13: Parallel.  Relation 14: Contrast.  Relation 15: Continuation.</p> <p>Please output the rhetorical relations and do not output anything except the rhetorical relation.</p>
Generative	<p>There are sixteen rhetorical relation according to the segmented discourse representation theory listed as:</p> <pre>{ "Comment": "", "Clarification_question": "", "Elaboration": "", "Acknowledgement": "", "Explanation": "", "Conditional": "", "Question-answer pairs": "", "Alternation": "", "Question-Elaboration": "", "Result": "", "Background": "", "Narration": "", "Correction": "", "Parallel": "", "Contrast": "", "Continuation": "" }</pre> <p>Please generate the rhetorical relation of the following utterance pair according to the segmented discourse representation theory.</p> <p>Utterance pair:  <math>U_i</math>  <math>U_j</math></p>

Table 5: Prompts for Dialogue Discourse Relation Recognition.

Type	Prompts for Dialogue Discourse Parsing
Discriminative	<p>There are sixteen rhetorical relations and each relation can connect any two utterances according to the Segmented Discourse Rhetorical Theory. The relations are as follows:</p> <pre>{ 'Comment':"", "Clarification_question": "", "Elaboration": "", "Acknowledgement": "", "Explanation": "", "Conditional": "", "Question-answer pairs": "", "Alternation": "", "Question-Elaboration": "", "Result": "", "Background": "", "Narration": "", "Correction": "", "Parallel": "", "Contrast": "", "Continuation": "" }</pre> <p>Giving you a dialogue Consisting N utterances, you need to annotate N-1 rhetorical relations and each of them connects two different utterances. Please annotate the following dialogue and output as follows "[i, j, relationtype] \n [i, j, realltiontype]", where i, j are the index of utterances.</p>
Generative	<p>According to the Segmented Discourse Rhetorical Theory, the rhetorical structure of a dialogue can be represented by a directed acyclic graph, where nodes are utterances and edges are the following 16 relations: {</p> <pre>'Comment': "", "Clarification_question": "", "Elaboration": "", "Acknowledgement": "", "Explanation": "", "Conditional": "", "Question-answer pairs": "", "Alternation": "", "Question-Elaboration": "", "Result": "", "Background": "", "Narration": "", "Correction": "", "Parallel": "", "Contrast": "", "Continuation": "" }</pre> <p>please annotate the rhetorical structure of the following dialogue and represent it in the form of [index1, index2, 'relation'], where index1 and index2 are the index of two utterances, and the 'relation' is one of the above relations to connect the two utterances.</p>

Table 6: Prompts for Dialogue Discourse Parsing.

Type	Prompts
Vallina	<p>The following is a dialogue. Give each utterance a binary label, where 1 indicates that the utterance starts a new topic. please output the result of the sequence annotation as a python list. The examples are as follows:</p> <p>example 1</p> <hr/> <p>Dialogue:</p> <ol style="list-style-type: none"> <li>0. how are you doing today</li> <li>1. hello , i am doing very well , thank you . i am getting married soon .</li> <li>2. that sounds great . i want to get married to eric .</li> <li>3. who is eric ? i am hoping taylor swift will agree to sing at my wedding .</li> <li>4. off of the fishy movie</li> <li>5. i do not think i have ever seen it . how old are you ?</li> <li>6. four and two quarters and a penny</li> <li>7. lol . that is awesome . i am so going to use that in a snapchat .</li> <li>8. what is snapchat ? a barbie ?</li> <li>9. social media site . like a cross between facebook messenger and face time .</li> <li>10. my mom has facebook and it has pictures</li> <li>11. it sure does . do you like legos ?</li> <li>12. yes . what color do you like</li> <li>13. i love purple , what is your favorite ?</li> <li>14. i like red and pink and blue</li> <li>15. those are pretty colors as well . i like yellow .</li> </ol> <p>Annotation: {'Topic 0': [0, 1, 2, 3, 4], 'Topic 1': [5, 6, 7, 8, 9, 10], 'Topic 2': [11, 12, 13, 14, 15]}</p>
CoT	<p>Please identify several topic boundaries for the following dialogue and each topic consists of several consecutive utterances. please output in the form of {'topic i':[], ... ,'topic j':[]}, where the elements in the list are the index of the consecutive utterances within the topic, and output even if there is only one topic.</p> <p>example 1</p> <hr/> <p>Dialogue:</p> <ol style="list-style-type: none"> <li>0. how are you doing today</li> <li>1. hello , i am doing very well , thank you . i am getting married soon .</li> <li>2. that sounds great . i want to get married to eric .</li> <li>3. who is eric ? i am hoping taylor swift will agree to sing at my wedding .</li> <li>4. off of the fishy movie</li> <li>5. i do not think i have ever seen it . how old are you ?</li> <li>6. four and two quarters and a penny</li> <li>7. lol . that is awesome . i am so going to use that in a snapchat .</li> <li>8. what is snapchat ? a barbie ?</li> <li>9. social media site . like a cross between facebook messenger and face time .</li> <li>10. my mom has facebook and it has pictures</li> <li>11. it sure does . do you like legos ?</li> <li>12. yes . what color do you like</li> <li>13. i love purple , what is your favorite ?</li> <li>14. i like red and pink and blue</li> <li>15. those are pretty colors as well . i like yellow .</li> </ol> <p>Let's think step by step.</p> <p>Utterances 0-4 are about introducing themselves and talking about their upcoming wedding plans. Utterances 5-10 focused on discussing social media and technology. Utterances 11-15 focused on discussing personal preferences.</p> <p>Thus, the output is {'topic 0':[0,1,2,3,4],'topic 1':[5,6,7,8,9,10],'topic 2': [11,12,13,14,15] }</p>

Table 7: In-context learning for discourse topic segmentation.

Type	Prompts
Vallina	<p>Please select the rhetorical relation of the utterance pair <math>U_i</math> and <math>U_j</math> from the following candidate rhetorical relations</p> <p>Relation 0: Elaboration.  Relation 1: Comment.  Relation 2: Clarification_question.  Relation 3: Acknowledgement.  Relation 4: Explanation.  Relation 5: Conditional.  Relation 6: Question-answer pair.  Relation 7: Alternation.  Relation 8: Question-Elaboration.  Relation 9: Result.  Relation 10: Background.  Relation 11: Narration.  Relation 12: Correction.  Relation 13: Parallel.  Relation 14: Contrast.  Relation 15: Continuation.</p> <p>Please output the rhetorical relations and do not output anything except the rhetorical relation.</p> <p>example1</p> <p>_____</p> <p>Utterance pairs:  WoodnSheep said, I think maybe it rolls automatically  somdechn said, It rolls automatically.</p> <p>the rhetorical relation is Acknowledgement.</p> <p>_____</p>
CoT	<p>There are sixteen rhetorical relation according to the segmented discourse representation theory listed as:</p> <p>"Comment",  "Clarification_question",  "Elaboration",  "Acknowledgement",  "Explanation",  "Conditional",  "Question-answer pair",  "Alternation",  "Question-Elaboration",  "Result",  "Background",  "Narration",  "Correction",  "Parallel",  "Contrast",  "Continuation"</p> <p>Please generate the rhetorical relation of the following utterance pair according to the segmented discourse representation theory.</p> <p>example1</p> <p>_____</p> <p>Utterance pairs:  WoodnSheep said, I think maybe it rolls automatically  somdechn said, It rolls automatically.</p> <p>Let's think step by step.  Because the second utterance directly acknowledges  and confirms the content of the first utterance, the rhetorical relation is Acknowledgement.</p> <p>_____</p>

Table 8: In-context learning for dialogue discourse relation recognition.

Type	Prompts
Vallina	<p>There are sixteen rhetorical relations and each relation can connect any two utterances according to the Segmented Discourse Rhetorical Theory. The relations are as follows:</p> <p>'Comment',  "Clarification_question",  "Elaboration",  "Acknowledgement",  "Explanation",  "Conditional",  "Question-answer pair",  "Alternation",  "Question-Elaboration",  "Result",  "Background",  "Narration",  "Correction",  "Parallel",  "Contrast",  "Continuation"</p> <p>Giving you a dialogue Consisting N utterances, you need to annotate N-1 rhetorical relations and each of them connects two different utterances. Please annotate the following dialogue and output as follows "[i , j, relationtype] \n [ i, j, realtiontype]", where i, j are the index of utterances.</p> <p>example 1</p> <p>-----</p> <p>Dialogue:  0: skinnylinny said, Who is yiin?  1: IG said, no ides  2: IG said, idea  3: sabercat said, no idea,  4: sabercat said, but he should go away for good!</p> <p>Annotation:  "[0, 1, 'Question-answer pair']"  "[0, 1, 'Question-answer pair']"  "[1, 2, 'Correction']"  "[0, 3, 'Question-answer pair']"  "[3, 4, 'Contrast']"</p>
CoT	<p>According to the Segmented Discourse Rhetorical Theory, the rhetorical structure of a dialogue can be represented by a directed acyclic graph, where nodes are utterances and edges are the following 16 relations:</p> <p>'Comment',  "Clarification_question",  "Elaboration",  "Acknowledgement",  "Explanation",  "Conditional",  "Question-answer pair",  "Alternation",  "Question-Elaboration",  "Result",  "Background",  "Narration",  "Correction",  "Parallel",  "Contrast",  "Continuation"</p> <p>please annotate the rhetorical structure of the following dialogue and represent it in the form of [index1, index2, 'relation'], where index1 and index2 are the index of two utterances, and the 'relation' is one of the above relations to connect the two utterances.</p> <p>example 1</p> <p>-----</p> <p>Dialogue:  0: skinnylinny said, Who is yiin?  1: IG said, no ides  2: IG said, idea  3: sabercat said, no idea,  4: sabercat said, but he should go away for good!</p> <p>Let think step by step  step 1: skinnylinny asked a question and asked who is yiin, so there is no edge since this is the starting point.  step 2: IG answered skinnylinny's question, and he doesn't know, so the edge is "[0, 1, 'Question-answer pair']"  step 3: IG corrected his mistake error and relpaced 'ides' with 'idea', so the edge is "[1, 2, 'Correction']"  step 4: sabercat answered skinnylinny's question, and he doesn't know, so the edge is "[0, 3, 'Question-answer pair']"  step 5: sabercat contrasted the content with what he said before, so the edge is "[3, 4, 'Contrast']"</p>

Table 9: In-context learning for dialogue discourse parsing.



Utterance Index	Utterance	Reference	Predict
<b>Case_1</b>			
1	how are you ? being an old man , i am slowing down these days	1	1
2	hi , my dad is old as well , they live close to me and i see them often	0	0
3	that is a great thing honor your dad with your presence	0	0
4	sure , i pick him up for church every sunday with my ford pickup	0	0
5	sounds wonderful my wheelchair can go very fast on various terrains	1	1
6	i guess that means you do not go hunting often ? i love hunting , i own 3 guns	0	0
7	hunting ? i served in the marines , yes i hunt	0	0
8	yeah me too , i am conservative so i love church and hunting	0	0
9	what do you like to hunt ? do you ever fish ?	0	1
10	fishing is good . i love fishing as well	0	0
11	fishing is a better choice sometimes for my one leg	0	0
12	yes that must be hard , i hope things get better for you	0	0
13	i enjoy life , it is what it is these days .	0	0
14	yes i agree . i try to enjoy life too , whenever i am not working	0	0
15	well , you better enjoying working so you can enjoy more of your time .	0	1
16	yeah but i go to church every sunday so my weekends are usually booked	0	0
<b>Case_2</b>			
1	how are you tonight , i just got back from hiking .	0	1
2	i am great ! that is cool , i just got home from hunting .	0	0
3	so we both like outdoors , i am in ohio .	0	0
4	i do like the outdoors . . . as well as restoring classic cars , i am in missouri .	0	1
5	when i am not in my office doing accounting , i am with my 2 boys .	0	0
6	that is good . i work as a handyman for a company that rents properties .	0	1
7	i wish i was handy , being a single mom and all .	0	0
8	i am a single parent as well . just me and my baby girl .	0	0
9	i would love a baby girl , it must be fun to go shopping ?	0	1
10	it is fun to go shopping for her	0	0
11	do you buy a lot of girl things , or more neutral ?	0	0
12	she happens to like pink a lot . . .	0	0
13	i like lavender , but the boys not so much .	0	1
14	lol . i have bought neutral colored items for her but she likes girly clothes .	0	0

Table 10: Cases study for dialogue topic segmentation and the cases are the TIAGE dataset. "Reference" indicates the human annotation and '1' indicates the start of a topic. "Predict" indicate the results predicted by ChatGPT under the zero-shot scenario.

Id	Utterance	Reference	Predict
1	U1: Cat says, i can offer ore for sheep or clay U2: william says, thomas, can you continue from where you left the game?	Continuation	There is no rhetorical relation between the utterance pair because they are unrelated and do not share any logical connection.
2	U1: Gaeilgeoir says, I have sheep too U2: Gaeilgeoir says, take his trade	Contrast	There is no clear rhetorical relation between the utterance pair as they are two separate statements that do not relate to each other.
3	U1: ztime says, anyone want to give me wood.. U2: somdechn says, Give me clay	Q-Elab	Rhetorical Relation: Request-Response. Reason: U2 is a request for wood, and utterance U1 is a response to the request, with somdechn requesting clay in return.

Table 11: Cases study for dialogue discourse relation recognition and the cases are from the STAC dataset. "Reference" indicates the human annotation. "Predict" indicate the results predicted by ChatGPT under the zero-shot scenario.

ID	Speaker	Utterance	Reference	Predict
case_1				
0	CheshireCatGrin	inca, are you still interested in wood for ore?	(0,1): Question-answer_pair	(0,1): Question-answer_pair
1	Inca	yep i'm up for that	(0,2): Q-Elaboration	(1,2): Continuation
2	CheshireCatGrin	i could do 1 for 1 or 2 for 2?	(3,4): Conditional	(2,3): Question-answer_pair
3	Inca	1 for 1	(2,4): Question-answer_pair	(3,4): Continuation
4	Inca	if that's OK	(4,5): Acknowledgement	(4,5): Acknowledgement
5	CheshireCatGrin	cool		
case_2				
0	somdechn	I need wood, clay or ore,I can give Sheep	(0,1): Question-answer_pair	(0,1): Elaboration
1	Shawnus	i can trade wood	(0,2): Question-answer_pair	(1,2): Comment
2	ztime	just spent it all	(2,3): Comment	(2,3): Comment
3	ztime	sorry	(1,4): Question-Elaboration	(3,4): Continuation
4	somdechn	1 sheep for 1 wood?	(4,5): Question-answer_pair	(4,5): Question-answer_pair
5	Shawnus	2 sheep 1 wood	(2,6): Elaboration	(5,6): Comment
6	ztime	sorry empty	(6,7): Explanation	(6,7): Continuation
7	ztime	tough times..	(5,8): Comment	(7,8): Comment
8	Shawnus	hopefully i dont roll a 7	(8,9): Continuation	(8,9): Continuation
9	Shawnus	and that biotes me in the arse	(9,10): Correction	(9,10): Correction
10	Shawnus	bites*		

Table 12: Cases study for dialogue discourse parsing and the cases are from STAC dataset. "Reference" indicates the human annotation. "Predict" indicate the results predicted by ChatGPT under the zero-shot scenario.