

# SuperDialseg: A Large-scale Dataset for Supervised Dialogue Segmentation

Junfeng Jiang<sup>†</sup>   Chengzhang Dong<sup>‡</sup>   Akiko Aizawa<sup>†§</sup>   Sadao Kurohashi<sup>‡§</sup>

<sup>†</sup>The University of Tokyo   <sup>‡</sup>Kyoto University   <sup>§</sup>National Institute of Informatics

jiangjf@is.s.u-tokyo.ac.jp   aizawa@nii.ac.jp

{dong,kuro}@nlp.ist.i.kyoto-u.ac.jp

## Abstract

Dialogue segmentation is a crucial task for dialogue systems allowing a better understanding of conversational texts. Despite recent progress in unsupervised dialogue segmentation methods, their performances are limited by the lack of explicit supervised signals for training. Furthermore, the precise definition of segmentation points in conversations still remains as a challenging problem, increasing the difficulty of collecting manual annotations. In this paper, we provide a feasible definition of dialogue segmentation points with the help of document-grounded dialogues and release a large-scale supervised dataset called **SuperDialseg**, containing 9K dialogues based on two prevalent document-grounded dialogue corpora, and also inherit their useful dialogue-related annotations. Moreover, we propose two models to exploit the dialogue characteristics, achieving state-of-the-art performance on SuperDialseg and showing good generalization ability on the out-of-domain datasets. Additionally, we provide a benchmark including 20 models across four categories for the dialogue segmentation task with several proper evaluation metrics. Based on the analysis of the empirical studies, we also provide some insights for the task of dialogue segmentation. We believe our work is an important step forward in the field of dialogue segmentation.<sup>1</sup>

## 1 Introduction

Recently, the importance of dialogue segmentation for dialogue systems has been highlighted in both academia (Song et al., 2016; Xing and Carenini, 2021) and industry (Xia et al., 2022). Dialogue segmentation aims to divide a dialogue into several segments according to the discussed topics, and therefore benefits the dialogue understanding for various dialogue-related tasks, including dialogue summarization (Liu et al., 2019b; Chen and Yang,

2020; Feng et al., 2021b; Zhong et al., 2022), response generation (Xie et al., 2021), response selection (Xu et al., 2021), knowledge selection (Yang et al., 2022), and dialogue information extraction (Boufaden et al., 2001). When using Large Language Models as dialogue systems, dialogue segmentation methods can also help us to save tokens during long-term conversations while minimizing information loss. Figure 1 shows an example of dialogue segmentation.

Owing to the scarcity of supervised dialogue segmentation datasets, previous studies developed unsupervised methods (Song et al., 2016; Xu et al., 2021; Xing and Carenini, 2021) but easily reached the ceiling. Noting that models trained with large-scale supervised text segmentation datasets are effective for segmenting documents (Koshorek et al., 2018; Arnold et al., 2019; Barrow et al., 2020), however, Xie et al. (2021) experimented that applying them directly on dialogues were inadequate because dialogue has its own characteristics.

Previous studies showed that deep learning (DL) models usually perform better with supervised training signals and converge faster (Krizhevsky et al., 2017; Koshorek et al., 2018). Therefore, despite the expensive cost of manual annotation, previous works still attempted to collect some annotated datasets. However, these datasets are either small, containing only 300 ~ 600 samples for training (Xie et al., 2021; Xia et al., 2022), or not open-sourced, due to the privacy concerns (Takanobu et al., 2018) and other issues (e.g., copyright issues from the industry (Xia et al., 2022)). Therefore, a large and publicly available supervised dataset is urgently needed. In addition, some studies on spoken dialogue systems provided manual annotations on speech data (Janin et al., 2003; McCowan et al., 2005), but because of the noisy transcripts of spoken conversations, these corpora are also not suitable for training dialogue segmentation models.

Apart from the cost, another challenge for con-

<sup>1</sup>Datasets and codes are available at <https://github.com/Coldog2333/SuperDialseg>.

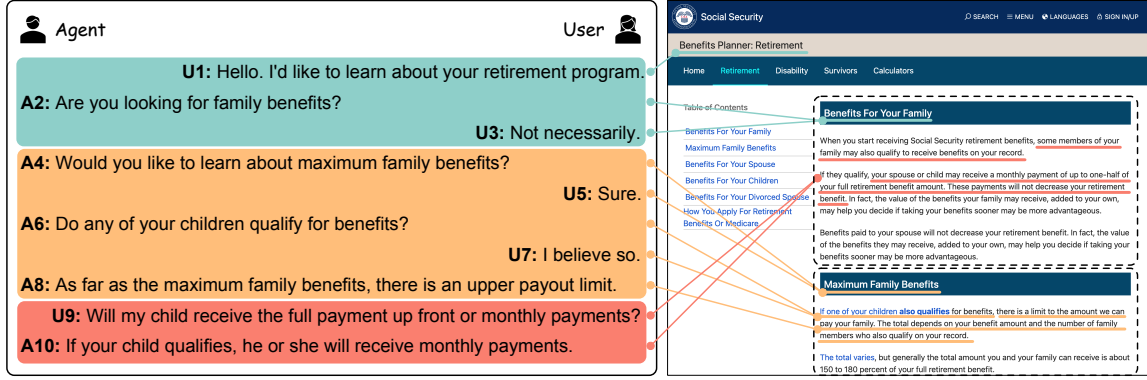


Figure 1: A document-grounded dialogue example selected from the doc2dial dataset (Feng et al., 2020). Different colors correspond to different dialogue segments.

structuring a high-quality annotated dataset is the vague definition of segmentation points in dialogues. In contrast to documents, which have clear structures such as sections and paragraphs, segmenting a dialogue is particularly confusing and difficult. Existing annotated datasets generally suffer from disagreement among annotators (Xie et al., 2021), resulting in relatively low Kappa scores<sup>2</sup> (Cohen, 1960) or boundary ambiguity (Xia et al., 2022). If we can figure out what speakers are thinking about, discriminating the topics of each utterance correctly becomes possible. Inspired by Xing and Carenini (2021), we realize that the document-grounded dialogue system (DGDS) (Ma et al., 2020) can provide a criterion for defining the segmentation points of dialogue. Generally, in a document-grounded dialogue, each utterance is grounded on a piece of relevant knowledge within a document, illustrating what speakers concentrate on or think about when talking. Based on this characteristic, we construct a supervised dialogue segmentation dataset, SuperDialseg, based on two DGDS datasets, containing 9,592 dialogues. We also inherit their rich dialogue-related annotations. Moreover, we propose two models to exploit the dialogue-related information and complete this task.

Usually, dialogue segmentation is considered as a subtask that aids other downstream tasks, and thus, it lacks a standard and comprehensive benchmark for comparison. Therefore, in addition to proposing supervised dataset and models, we adopt an extensive comparison including 20 models across four categories using appropriate evaluation metrics. In summary, our contribution is threefold.

- We construct a large-scale supervised dialogue segmentation dataset, SuperDialseg, from two DGDS corpora, inheriting useful dialogue-related annotations.
- We propose two models that exploit dialogue-related annotations for dialogue segmentation, achieving state-of-the-art performance on SuperDialseg, which emphasizes the importance of considering dialogue-specific characteristics.
- We provide an extensive benchmark including 20 models across four categories. We believe it is essential and valuable for the dialogue research community.

## 2 Related Work

### 2.1 Text Segmentation

Before dialogue segmentation, text segmentation was already a promising task for analyzing document structures and semantics by segmenting a long document into several pieces or sections. To the best of our knowledge, cue phrases were used for text segmentation as early as 1983 (Brown and Yule., 1983; Grosz and Sidner, 1986; Hirschberg and Litman, 1993; Passonneau and Litman, 1997). Subsequently, Hearst (1997) proposed TextTiling to distinguish topic shifts based on the lexical co-occurrence. Choi (2000) and Glavaš et al. (2016) also proposed clustering-based and graph-based methods for text segmentation. Before large-scale datasets existed, these unsupervised methods performed relatively well but easily reached a ceiling. Facing this challenge, Koshorek et al. (2018) collected 727K documents from Wikipedia and segmented them based on the natural document structures. With the Wiki727K dataset, they formulated text segmentation as a supervised learning

<sup>2</sup>TIAGE’s Kappa: 0.479 (0.41-0.6: moderate agreement)

problem and consequently led to many outstanding algorithms (Arnold et al., 2019; Barrow et al., 2020; Glavaš and Somasundaran, 2020; Gong et al., 2022). However, previous work (Xie et al., 2021) experimented that it is inadvisable to directly apply these studies to dialogue systems because dialogue possesses unique characteristics.

## 2.2 Document-grounded Dialogue System

Recently, limitations such as lacking common sense (Shang et al., 2015) and knowledge hallucination (Roller et al., 2021) have been identified in dialogue systems. To solve these issues, previous studies focused on extracting useful information from knowledge graphs (Jung et al., 2020), images (Das et al., 2017), and documents (Zhou et al., 2018; Dinan et al., 2019), yielding informative responses. Feng et al. (2020, 2021a) proposed two DGDS corpora with rich annotations, including the role, dialogue act, and grounding reference of each utterance, which enable knowledge identification learning and reveal how interlocutors think and seek information during conversation.

## 2.3 Dialogue Segmentation

Unlike documents that have natural structures (e.g., titles, sections, and paragraphs), dialogue segmentation involves several challenges, including the vague definition of segmentation points, which increases the difficulty of data collection even for humans. Recently, Xia et al. (2022) manually collected 562 annotated samples to construct the CSTS dataset, and Xie et al. (2021) constructed the TIAGE dataset containing 300 samples for training. Not only is the size of annotated datasets too small for supervised learning, they also observed a similar issue: such datasets suffered from boundary ambiguity and noise frequently, even when the segmentation points were determined by human annotators. Moreover, the annotations can only have moderate inter-annotator agreements. Zhang and Zhou (2019) claimed that they collected 4K manually labeled topic segments and automatically augmented two datasets with approximately 40K dialogues in total; however, until now, these annotated data are still not publicly available.

For evaluation, Xu et al. (2021) constructed the Dialseg711 dataset by randomly combining dialogues in different domains. Automatically generating large-scale datasets in this way seems plausible, but the dialogue flow around the segmentation point is not natural, resulting in semantic fractures.

These can be interpreted as shortcuts (Geirhos et al., 2020), leading to poor generalization in real-world scenarios. Based on a prevalent DGDS dataset, doc2dial (Feng et al., 2020), Xing and Carenini (2021) used the training and validation sets to construct an evaluation dataset for dialogue segmentation but missed some crucial details. As shown in Figure 1, the user starts the conversation with a general utterance referring to the document title but the following utterance from the agent refers to the first section. In this case, Xing and Carenini (2021) assigned them to different segments, leading to mistakes on segmentation points. Furthermore, most of the existing datasets neglected useful dialogue-related characteristics like role information and dialogue act. Table 1 summarizes these mentioned datasets.

Dataset	Reference	#Train	Ex-Anno	Open
SmartPhone	(Takanobu et al., 2018)	-	✗	✗
Clothing		-	✗	✗
DAct	(Zhang and Zhou, 2019)	20,000*	✗	✗
Sub		20,000*	✗	✗
Dialseg711	(Xu et al., 2021)	-	✗	✓
CSM/doc2dial	(Xing and Carenini, 2021)	-	✗	✓
TIAGE	(Xie et al., 2021)	300	✗	✓
CSTS	(Xia et al., 2022)	506	Role	✗
<b>SuperDialseg</b>	<b>Ours</b>	<b>6,948</b>	<b>Role,DA</b>	<b>✓</b>

Table 1: Summary of dialogue segmentation datasets. To the best of our knowledge, our proposed SuperDialseg dataset is the largest open-sourced supervised dataset for dialogue segmentation. Ex-Anno: Extra annotations. DA: Dialogue act.

\*These training data are augmented by random combinations.

## 3 The SuperDialseg Dataset

Documents have natural structures, whereas natural structures for dialogues are hard to define. In this paper, we utilize the well-defined document structure to define the dialogue structure.

### 3.1 Data Source

Doc2dial (Feng et al., 2020) and MultiDoc2Dial (Feng et al., 2021a) are two popular and high-quality document-grounded dialogue corpora. Compared to other DGDS datasets (Zhou et al., 2018; Dinan et al., 2019), these two datasets not only contain fine-grained grounding references for each utterance, but also include rich dialogue-related annotations like dialogue acts and role information. Based on these annotations, we can construct a supervised dialogue segmentation dataset without human effort. Detailed information about

doc2dial and MultiDoc2Dial can be found in Appendix B.

### 3.2 Data Construction Approach

Since doc2dial and MultiDoc2Dial provide the grounding texts for utterances, such that we can understand what the utterances are about according to the grounding references in documents. Take Figure 1 as an example. The user query ‘*Will my child receive the full payment up front or monthly payments*’ refers to the information from the section ‘Benefits For Your Family’. Then, the agent reads the document, seeking information from the same section, and provides a proper response. In this case, we know that they are discussing the same topic, because the subject of these utterances locates in the same section of the document. During this interaction in the DGDS scenario, we find that it provides an alignment between documents and dialogues. In this manner, we can define the segmentation points of dialogue based on the inherent structure of documents considering the grounding reference of each utterance. Furthermore, the grounding reference can reflect what interlocutors are thinking about when talking, which precisely matches the definition discussed in Section 1. Thus, this validates the rationality of our suggested definition. It should be noted that it also makes sense for other types of dialogue (i.e. non-document-grounded dialogue) because we always keep something in mind during conversations. For example, in an open-domain dialogue, we will remember some news or books we recently read, namely, the ‘documents’ will still be given implicitly in this case.

Based on this idea, we determine that one utterance starts a new topic when its grounding reference originates from a different section in the grounded document compared to its previous utterance. Besides, there may be multiple grounding references for one utterance. In such a case, if any reference of the current utterance is not in the same section as the references of the previous utterance, we regard it as the beginning of a new topic. Otherwise, these two utterances refer to the same topic. Noted that MultiDoc2Dial has already had document-level segmentation points, but our definition is more fine-grained than MultiDoc2Dial and can describe the fine-grained topic shifts during conversation.

Furthermore, we carefully consider some de-

tails in the DGDS datasets. In the doc2dial and MultiDoc2Dial datasets, users usually ask general questions at the beginning of the conversation, like ‘*Hello. I’d like to learn about your retirement program*’ in Figure 1. So, their grounding spans refer to the title of the document; however, the following utterances from the agent may ask questions confirming the user’s intention. In this case, though they are discussing the same topic, only considering the grounding texts may lead to mistakes. Therefore, we correct it as a non-segmentation point if the first utterance’s dialogue act is query condition (the user needs further confirmation). Besides, we also remove some meaningless utterances like ‘null’ in doc2dial and MultiDoc2Dial to improve the quality of our supervised dataset.

Moreover, the dev/test sets of the DGDS datasets contain some unseen documents with respect to the training set. Consequently, some dialogues in the dev/test sets discuss unseen topics with respect to the training set. Therefore, following the official splitting can serve as an excellent testbed to develop dialogue segmentation models with high generalization ability.

Besides, doc2dial and MultiDoc2Dial provide useful dialogue-related annotations about the role (user or agent) and dialogue act of each utterance. We inherit them to enrich our supervised dialogue segmentation corpus. Intuitively, dialogue segments are characterized by specific patterns of roles and dialogue acts. For example, in a goal-oriented scenario, users will ask questions to the agents, while the agents provide answers or ask another question to confirm some details. The discussed topics are generally maintained until the problem is solved. Therefore, we hypothesize that introducing dialogue act information is helpful for dialogue segmentation. We conducted a pilot experiment on the relationship between the segmentation points and the dialogue acts, proving our hypothesis. Figure 2 illustrates the distribution of dialogue acts for all utterances and those serve as the segmentation points in the test set of SuperDialseg. We observe that most dialogue acts are highly related to the segmentation points. Specifically, utterances with dialogue acts DA-2, DA-5, DA-6, and DA-7 probably act as segmentation points, which indicates that a topic usually ends when solutions are provided, or the previous query has no solution. Furthermore, the roles are also significantly related to dialogue acts as well. The dialogue acts DA-2, DA-5, DA-6,



and DA-7 belong to agents, while the rest correspond to the users. Therefore, these annotations are significant for the task of dialogue segmentation.

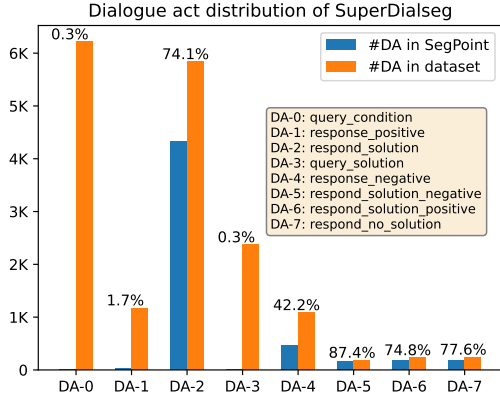


Figure 2: Distribution of dialogue acts for all utterances and for those at the segmentation points in the test set of SuperDialseg. The percentages represent the proportion of utterances where they serve as segmentation points among all utterances belong to the same dialogue act.

Table 2 summarizes the statistics of the SuperDialseg dataset. Detailed distribution of the number of segment is shown in Appendix C.

Split	#Sample	#Token/Dial		#Turn/Dial		#Segment/Dial	
		Aver	Max	Aver	Max	Aver	Max
Train	6,948	238	646	13	24	4.20	10
Valid	1,322	231	553	13	20	4.23	9
Test	1,322	220	548	13	20	4.04	9

Table 2: Statistics of our SuperDialseg dataset.

## 4 Task definition

Dialogue Segmentation aims to segment a dialogue  $D = \{U_1, U_2, \dots, U_n\}$  into several pieces according to their discussed topics, where  $U_i$  contains not only the utterance  $u_i$ , but also some properties including the role  $r_i$ , the dialogue act  $da_i$ . With the SuperDialseg dataset, we define it as a supervised learning task by labeling each utterance with  $y = 1$  if it is the end of a segment, otherwise,  $y = 0$ .

## 5 Methodology

In this paper, we propose two models exploiting the role information and dialogue act to improve the performance of supervised dialogue segmentation.

### 5.1 Multi-task RoBERTa

Since pretrained language models (PLMs) can provide strong representations for natural language, we use RoBERTa (Liu et al., 2019a) as our backbone.

Considering the compatibility for a wide range of dialogue corpora, where dialogue act or role annotations may be missing, instead of introducing them as inputs, we propose a multi-task learning framework for dialogue segmentation. Figure 3 shows the architecture of Multi-task RoBERTa.

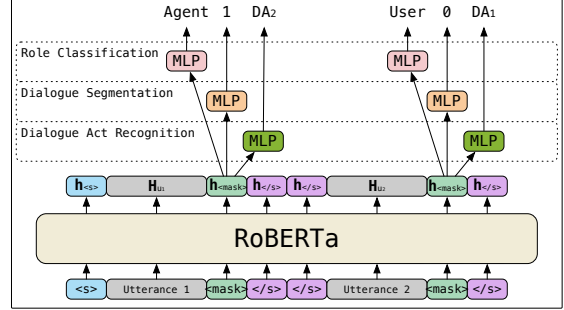


Figure 3: Overview of our proposed MTRoBERTa.

We use a similar architecture as introduced by Cohan et al. (2019). We also consider the hierarchical architecture as in supervised text segmentation (Arnold et al., 2019; Barrow et al., 2020), but it performs worse than our architecture. We attribute it to the special characteristic of dialogues that most of the utterances are shorter than sentences in documents. Concatenating utterances into a long sequence can capture better semantics than modeling them separately, and we can exploit the cross-encoding ability of the Transformer (Vaswani et al., 2017) architecture. In contrast to inputting as in the vanilla RoBERTa, we append a special token  $\langle \text{mask} \rangle$  to the end of each utterance and conduct classification based on its representation  $\mathbf{h}_{\langle \text{mask} \rangle}$ , which conforms to the pre-training manner of RoBERTa, yielding better performance. Moreover, this can be interpreted as predicting a special full stop in which the topic changes.

In addition to the dialogue segmentation task, we force our model to learn to distinguish who is talking and what dialogue act the current utterance belongs to with two arbitrary tasks: role classification and dialogue act recognition. These arbitrary tasks share the same representation  $\mathbf{h}_{\langle \text{mask} \rangle}$  but use different classifiers to perform classification. We use the multi-layer perceptron as classifiers and optimize our model with the following training objective.

$$\mathcal{L} = \mathcal{L}_{\text{dialseg}} + \mathcal{L}_{\text{role}} + \mathcal{L}_{\text{da}}, \quad (1)$$

where  $\mathcal{L}_{\text{dialseg}}$ ,  $\mathcal{L}_{\text{role}}$ , and  $\mathcal{L}_{\text{da}}$  represent the cross-entropy loss for dialogue segmentation, role classification, and dialogue act recognition, respectively. With the arbitrary tasks, we can enhance the

sentence-level classification ability of RoBERTa and capture features about role information and dialogue act information to improve dialogue segmentation.

Considering that most existing PLMs have limited input sequence length, we apply an utterance-level sliding window strategy that includes at most  $|T|$  turns of the original conversation during training if it exceeds the sequence length limitation, which can also increase the diversity of our training data. During the inference phase, we create dense inference samples using the same size of the sliding window with a stride equal to 1 and average the predicting probabilities correspondingly to obtain a robust prediction of segmentation points.

## 5.2 Multi-view RoBERTa

The architecture of multi-view RoBERTa is similar to MTRoBERTa, but it considers dialogue act and role information as inputs instead. We randomly initialize two trainable embedding layers to represent them and add them to the token embeddings, followed by a layer normalization mechanism (Ba et al., 2016). In contrast to MTRoBERTa, MVRoBERTa is only optimized with  $\mathcal{L}_{dialseg}$ .

# 6 Experiments

## 6.1 Datasets

**SuperDialseg:** It is our proposed supervised dialogue segmentation dataset, containing more than 9K conversations with rich annotations. Details are provided in Section 3.

**TIAGE (Xie et al., 2021):** A manually annotated dataset extended from PersonaChat (Zhang et al., 2018) comprising 500 samples; 300, 100, and 100 samples are for the training, testing, and validation sets, respectively.

**DialSeg711 (Xu et al., 2021):** This dataset contains 711 multi-turn conversations, which are synthesized by combining single-topic dialogues from the MultiWOZ (Budzianowski et al., 2018) and the Stanford dialogue dataset (Eric et al., 2017). We only use it for evaluation.

## 6.2 Comparison Methods

We construct an extensive benchmark involving 20 models across 4 categories, including random methods (as the bottom bound), unsupervised traditional methods, unsupervised DL-based methods, and supervised DL-based methods.

**Random Methods.** We design two random methods to show the bottom bound of the dialogue segmentation task. In an  $n$ -turn dialogue, we randomly select the number of segmentation points  $c$  from  $\{0, \dots, n-1\}$ . Then, Random places a segmentation point with the probability  $\frac{c}{n}$ , whereas Even distributes the segmentation boundaries evenly based on the interval  $\lfloor \frac{n}{c} \rfloor$ .

**Unsupervised Traditional Methods.** We select three representative algorithms in this category. BayesSeg (Eisenstein and Barzilay, 2008) is a Bayesian lexical cohesion segmenter. GraphSeg (Glavaš et al., 2016) segments by solving maximum clique problem of a semantic association graph with utterance nodes. TextTiling (Hearst, 1997) determines the segmentation point when the calculated depth score of a pair of adjacent utterances is beyond a given threshold.

**Unsupervised DL-based Methods.** Song et al. (2016) enhanced TextTiling by word embeddings. We use the Glove embedding (Pennington et al., 2014) here and denote it as TextTiling+Glove. TextTiling+[CLS] (Xu et al., 2021) further enhanced the TextTiling with [CLS] representation from a pre-trained BERT (Devlin et al., 2018). Xu et al. (2021) improved the original TextTiling algorithm to be the GreedySeg algorithm to provide more accurate dialogue segments for response selection. Xing and Carenini (2021) designed TextTiling+NSP, which uses the next sentence prediction (NSP) score of BERT as the similarity between two adjacent utterances to enhance TextTiling, and also pre-trained a coherence scoring model (CSM) on large-scale dialogue corpora to compute the coherence score of two adjacent utterances instead. Recently, large language models (LLMs) have achieved remarkable success. We investigate how well they can segment dialogues by applying the InstructGPT (Ouyang et al., 2022) based on a simple prompt template. Koshorek et al. (2018) proposed an LSTM-based supervised text segmentation model, named TextSeg. Since it is originally trained on the Wiki727K dataset without using annotated dialogue segmentation datasets, we regard it as an unsupervised method, denoted as TextSeg<sub>text</sub>.

**Supervised DL-based Methods.** We design some strong baselines based on PLMs, including BERT, RoBERTa, T5 (Raffel et al., 2020), and TOD-BERT (Wu et al., 2020). Besides, we also try to train TextSeg but using the SuperDialseg

Model	SuperDialseg					TIAGE					Dialseg711				
	Pk	WD	F1	MAE	Score	Pk	WD	F1	MAE	Score	Pk	WD	F1	MAE	Score
Without Any Annotated Corpus															
Random	0.492	0.651	0.273	3.823	0.351	0.526	0.675	0.244	4.932	0.322	0.533	0.714	0.202	9.736	0.289
Even	0.470	0.646	0.305	4.060	0.374	0.500	0.662	0.246	5.088	0.333	0.502	0.690	0.269	10.061	0.337
BayesSeg	0.435	0.595	0.437	2.802	0.461	0.486	0.571	0.366	2.870	0.419	0.306	0.350	0.556	2.127	0.614
TextTiling	0.446	0.458	0.378	1.182	0.463	0.469	0.488	0.204	1.420	0.363	0.470	0.493	0.245	1.550	0.382
GraphSeg	0.462	0.466	0.239	1.893	0.388	0.496	0.515	0.238	1.430	0.366	0.412	0.442	0.392	1.900	0.483
TextTiling+Glove	0.507	0.513	0.343	1.309	0.416	0.493	0.521	0.207	1.470	0.350	0.402	0.441	0.424	1.909	0.501
TextTiling+[CLS]	0.506	0.535	0.265	1.318	0.372	0.521	0.556	0.218	1.400	0.340	0.419	0.473	0.351	2.236	0.453
GreedySeg	0.497	0.501	0.359	1.584	0.430	0.492	0.508	0.181	1.500	0.340	0.382	0.411	0.448	1.450	0.526
TextTiling+NSP	0.522	0.531	0.201	1.885	0.338	0.425	0.439	0.285	1.800	0.426	0.348	0.361	0.345	1.972	0.495
CSM	0.474	0.479	0.371	1.385	0.447	0.400	0.420	0.427	1.370	0.508	0.273	0.297	0.614	1.447	0.664
InstructGPT	0.386	0.397	0.504	1.294	0.556	0.508	0.550	0.298	2.040	0.384	0.406	0.460	0.501	3.724	0.534
TextSeg <sub>text</sub>	0.512	0.512	0.054	3.013	0.271	0.441	0.442	0.005	3.090	0.282	0.409	0.409	0.011	3.689	0.301
Supervised Learning on TIAGE															
TextSeg <sub>dial</sub>	0.542	0.544	0.117	2.259	0.287	0.345	0.360	0.420	1.532	0.534	0.451	0.457	0.065	1.921	0.418
BERT	0.500	0.502	0.154	2.433	0.326	0.422	0.444	0.253	1.757	0.410	0.441	0.445	0.058	2.608	0.307
RoBERTa	0.424	0.429	0.498	1.938	0.536	<u>0.304</u>	0.429	<u>0.498</u>	1.450	<u>0.591</u>	0.327	0.361	0.471	2.027	0.564
TOD-BERT	0.527	0.528	0.036	2.650	0.254	0.428	0.439	0.201	2.090	0.384	0.407	0.409	0.045	3.442	0.318
RetroTS-T5	0.504	0.505	0.095	2.867	0.295	<b>0.280</b>	<b>0.317</b>	<b>0.576</b>	<b>1.260</b>	<b>0.639</b>	0.331	0.352	0.303	<u>1.442</u>	0.481
T5	0.449	0.456	0.272	2.105	0.410	0.307	<u>0.344</u>	0.474	1.536	0.574	0.364	0.404	0.315	1.852	0.465
Supervised Learning on SuperDialseg															
TextSeg <sub>dial</sub>	0.217	0.228	<u>0.781</u>	1.067	0.779	0.516	0.550	0.273	1.911	0.370	0.468	0.561	0.386	4.841	0.436
BERT	0.238	0.250	0.717	0.925	0.736	0.495	0.533	0.255	1.508	0.370	0.426	0.524	0.411	3.841	0.468
RoBERTa	0.207	0.215	0.763	0.872	0.776	0.397	0.419	0.372	1.442	0.482	<u>0.238</u>	<u>0.279</u>	<u>0.684</u>	1.859	0.713
TOD-BERT	0.214	0.223	0.750	0.872	0.766	0.514	0.544	0.275	1.645	0.373	<u>0.364</u>	<u>0.465</u>	<u>0.598</u>	4.845	<u>0.592</u>
RetroTS-T5	0.227	0.237	0.733	1.005	0.751	0.415	0.439	0.354	1.500	0.463	0.321	0.378	0.493	2.041	0.572
T5	0.274	0.287	0.688	1.106	0.704	0.425	0.456	0.298	1.698	0.429	0.344	0.429	0.521	3.238	0.567
MTRoBERTa	<u>0.203</u>	<u>0.211</u>	0.767	<u>0.857</u>	<u>0.780</u>	0.435	0.482	0.428	1.682	0.485	0.307	0.378	0.617	3.200	0.637
MVRoBERTa	<b>0.189</b>	<b>0.198</b>	<b>0.788</b>	<b>0.819</b>	<b>0.797</b>	0.420	0.442	0.309	1.511	0.439	<b>0.212</b>	<b>0.237</b>	<b>0.689</b>	<b>1.227</b>	<b>0.732</b>

Table 3: Performances on three evaluation datasets. The first part contains the random methods, unsupervised traditional methods, and some unsupervised DL-based methods without accessing any annotated corpus. The second part contains supervised DL-based methods that are trained on the TIAGE dataset and evaluated directly on the testing set of SuperDialseg, TIAGE, and Dialseg711. Models in the third part are similar to the second part’s models but trained on SuperDialseg. To reduce experimental error, results are obtained by averaging 10 runs with different random seeds. The best and second-best performances are highlighted in bold and underline, respectively.

or TIAGE dataset, denoting it as TextSeg<sub>dial</sub>. RetroTS-T5 (Xie et al., 2021), which is trained in a generative manner, is also included in the comparison.

We try our best to reproduce the reported performances in published papers with official open-sourced codes and our implementation. Most of the results are similar or even superior to those reported. Further details about all the methods and the implementation are provided in Appendix A for reproducing the results in our benchmark.

### 6.3 Evaluation Metrics

To evaluate the model performances, we use the following metrics: (1)  $P_k$ -error (Beeferman et al., 1999) checks whether the existences of segmentation points within a sliding window in predictions and references are coincident; (2) WindowD-

iff (WD) (Pevzner and Hearst, 2002) is similar to  $P_k$ , but it checks whether the numbers of segmentation points within a sliding window in predictions and references are the same;  $P_k$  and WD compute soft errors of segmentation points within sliding windows, and lower scores indicate better performances. (3)  $F1$  score; (4) mean absolute error (MAE) calculates the absolute difference between the numbers of segmentation points in predictions and references. (5) For convenient comparison, by considering the soft errors and the  $F1$  score simultaneously, we use the following

$$Score = \frac{2 * F1 + (1 - P_k) + (1 - WD)}{4} \quad (2)$$

suggested by the ICASSP2023 General Meeting Understanding and Generation Challenge (MUG).<sup>3</sup>

<sup>3</sup><https://2023.ieeeicassp.org/signal-processing-grand-challenges/>

For the  $P_k$  and WD, previous works adopted different lengths of sliding windows (Xu et al. (2021) used four, but Xing and Carenini (2021) used different settings), leading to an unfair comparison. Following Fournier (2013), we set the length of the sliding window as half of the average length of segments in a dialogue, which is more reasonable because each dialogue has a different average length of segments. In contrast to Xing and Carenini (2021), we use  $F1$  (binary) instead of  $F1$  (macro) in the evaluation, because we only care about the segmentation points.

## 6.4 Experimental Results and Analysis

In this paper, we conduct extensive experiments to demonstrate the effectiveness of our proposed dataset and reveal valuable insights in the task of dialogue segmentation. Table 3 shows the results of our benchmark.

### 6.4.1 Supervised vs. Unsupervised

When trained on SuperDialseg, supervised methods outperform all the unsupervised methods on SuperDialseg by large margins, and can surpass most of the unsupervised methods on TIAGE when trained on TIAGE, which highlights the crucial role of supervised signals in the dialogue segmentation task. Despite the domain gap, supervised methods exhibit strong generalization ability on out-of-domain datasets. For example, trained on SuperDialseg, RoBERTa and our proposed MVRoBERTa outperform all unsupervised methods on Dialseg711 and all unsupervised methods except CSM on TIAGE.

### 6.4.2 SuperDialseg vs. TIAGE

Although TIAGE is the first open-sourced supervised dataset for dialogue segmentation, it only has 300 training samples, which may not be sufficient for deep learning models. Our experiments show that trained on TIAGE, TextSeg<sub>dial</sub>, BERT, and TOD-BERT perform poorly on Dialseg711 with low  $F1$  scores, while TOD-BERT and RetroTS-T5 even perform worse than random methods on SuperDialseg. Additionally, we observe that when trained on TIAGE, RetroTS-T5 usually generates strange tokens such as ‘<extra\_id\_0> I’ and ‘Doar pentru’, rather than ‘negative’ and ‘positive’. These observations reflect that small training sets generally result in unstable training processes. On the contrary, training with SuperDialseg is more stable and has better generalization performance, which shows the effectiveness of our

proposed large-scale supervised dataset.

### 6.4.3 DialogueSeg vs. TextSeg

It may seem plausible that models trained on large amounts of encyclopedic documents can also be used to segment dialogues if we treat them as general texts. However, our results show that even though TextSeg<sub>text</sub> is trained with more than 100 times (w.r.t. SuperDialseg) and even 2,400 times (w.r.t. TIAGE) more data than TextSeg<sub>dial</sub>, it performs significantly worse than TextSeg<sub>dial</sub> on all evaluation datasets. We attribute this to the fact that TextSeg<sub>text</sub> neglects the special characteristics of dialogues, and thus, is unsuitable for dialogue segmentation. For example, documents generally discuss a topic with many long sentences, whereas topics in conversations generally involve smaller numbers of relatively shorter utterances. Therefore, even though we have large-scale text segmentation corpora, learning only on documents is not sufficient for segmenting dialogue, which convinces the significance again of constructing large-scale supervised segmentation datasets specially for dialogues. Additionally, we observe that our proposed MTRoBERTa and MVRoBERTa outperform TextSeg<sub>dial</sub> when trained on SuperDialseg, while RetroTS-T5 outperforms TextSeg<sub>dial</sub> when trained on TIAGE, which emphasizes the necessity to design segmentation models specially for dialogues.

### 6.4.4 Effect of Dialogue-related Annotations

SuperDialseg provides additional dialogue-related annotations such as role information and dialogue acts. We propose two models to make use of this information. Our results show that on SuperDialseg, MTRoBERTa and MVRoBERTa outperform their base model, RoBERTa, which confirms the importance of taking dialogue-related annotations into account in the dialogue segmentation task. However, although MTRoBERTa performs slightly worse than RoBERTa on Dialseg711, it outperforms RoBERTa on TIAGE, while MVRoBERTa performs worse than RoBERTa on TIAGE, but it outperforms RoBERTa on Dialseg711. This suggests that noisy role information sometimes can still be beneficial to generalize to out-of-domain data, and the extra information as well as the arbitrary tasks can serve as a regularization to avoid overfitting to the original training sets.



#### 6.4.5 Other Valuable Findings

CSM is a strong unsupervised method, as it achieves the best performance on TIAGE and Dialseg711 compared with other unsupervised methods, even outperforming some supervised methods on TIAGE. However, it does not perform so well on SuperDialseg. As previously discussed in Section 6.1, utterances in Dialseg711 are incoherent when topics shift, and dialogues in TIAGE ‘rush into changing topics’ as stated in Xie et al. (2021). Therefore, CSM, which mainly learns sentence coherence features and coarse topic information, fails to segment real-world conversations with fine-grained topics well. This observation strengthens the necessity of our SuperDialseg dataset for evaluating dialogue segmentation models properly. Surprisingly, InstructGPT, despite using a simple prompt, achieves the best performance on SuperDialseg compared with other methods without accessing any annotated corpora. Moreover, it performs competitively on TIAGE and Dialseg711. We believe that with a more appropriate prompt, it can serve as a stronger baseline. Additionally, BayesSeg performs relatively well even compared to some DL-based methods, showing the importance of topic modeling. We highlight this as a future direction to improve dialogue segmentation models.

## 7 Conclusions

In this paper, we address the necessities and challenges of building a large-scale supervised dataset for dialogue segmentation. Based on the characteristics of the DGDS, we provide a clear definition of segmentation points and construct a large-scale supervised dataset called SuperDialseg, also inheriting rich annotations such as the role information and dialogue act. We then propose the MTRoBERTa and MVRoBERTa models to exploit the dialogue-related information. Compared with other 18 comparison methods across 4 categories, our models achieve state-of-the-art performance on SuperDialseg, and perform relatively well on TIAGE and Dialseg711 without accessing their in-domain data, convincing their effectiveness as well as great generalization ability, and providing an extensive benchmark for the field of dialogue segmentation. Our empirical studies also evidence the significance and superiority of our proposed supervised dataset, and provide insights for the task of dialogue segmentation, helping the future de-

velopment of the field of dialogue segmentation. Furthermore, our dataset and codes are publicly available to support future research.

## Limitations

In our study, we notice that our proposed methods of introducing dialogue-related information such as role information and dialogue act perform well on in-domain dataset but do not always result in performance gains on out-of-domain datasets. We need to find a more proper and effective way to make full use of the dialogue-related information to improve not only on the annotated datasets but also on other dialogue corpora, expanding the potential applications of supervised dialogue segmentation models.

Besides, we acknowledge that human performance is also an important aspect of building a comprehensive benchmark. As a future work, we plan to include human performance in our benchmark to provide a more complete picture of the performance of dialogue segmentation models.

## Ethics Statement

In this paper, we ensured that we adhered to ethical standards by thoroughly reviewing the copyright of two involved DGDS datasets, the doc2dial and the MultiDoc2Dial. We constructed the SuperDialseg dataset in compliance with their licenses (Apache License 2.0).<sup>4</sup> We took care of the rights of the creators and publishers of these datasets and added citations properly.

## References

- Sebastian Arnold, Rudolf Schneider, Philippe Cudré-Mauroux, Felix A. Gers, and Alexander Löser. 2019. [SECTOR: A neural model for coherent topic segmentation and classification](#). *Transactions of the Association for Computational Linguistics*, 7:169–184.
- Jimmy Lei Ba, Jamie Ryan Kiros, and Geoffrey E Hinton. 2016. Layer normalization. *arXiv preprint arXiv:1607.06450*.
- Joe Barrow, Rajiv Jain, Vlad Morariu, Varun Manjunatha, Douglas Oard, and Philip Resnik. 2020. [A joint model for document segmentation and segment labeling](#). In *Proceedings of the 58th Annual Meeting of the Association for Computational Linguistics*, pages 313–322, Online. Association for Computational Linguistics.

<sup>4</sup><http://www.apache.org/licenses/LICENSE-2.0>

- Doug Beeferman, Adam Berger, and John Lafferty. 1999. Statistical models for text segmentation. *Machine learning*, 34(1):177–210.
- Narjès Boufaden, Guy Lapalme, and Yoshua Bengio. 2001. Topic segmentation : A first stage to dialog-based information extraction. In *NLPRS*.
- Gillian Brown and George Yule. 1983. *Discourse analysis*. Cambridge university press.
- Paweł Budzianowski, Tsung-Hsien Wen, Bo-Hsiang Tseng, Iñigo Casanueva, Stefan Ultes, Osman Ramadan, and Milica Gašić. 2018. [MultiWOZ - a large-scale multi-domain Wizard-of-Oz dataset for task-oriented dialogue modelling](#). In *Proceedings of the 2018 Conference on Empirical Methods in Natural Language Processing*, pages 5016–5026, Brussels, Belgium. Association for Computational Linguistics.
- Jiaao Chen and Diyi Yang. 2020. [Multi-view sequence-to-sequence models with conversational structure for abstractive dialogue summarization](#). In *Proceedings of the 2020 Conference on Empirical Methods in Natural Language Processing (EMNLP)*, pages 4106–4118, Online. Association for Computational Linguistics.
- Freddy Y. Y. Choi. 2000. [Advances in domain independent linear text segmentation](#). In *1st Meeting of the North American Chapter of the Association for Computational Linguistics*.
- Arman Cohan, Iz Beltagy, Daniel King, Bhavana Dalvi, and Dan Weld. 2019. [Pretrained language models for sequential sentence classification](#). In *Proceedings of the 2019 Conference on Empirical Methods in Natural Language Processing and the 9th International Joint Conference on Natural Language Processing (EMNLP-IJCNLP)*, pages 3693–3699, Hong Kong, China. Association for Computational Linguistics.
- Jacob Cohen. 1960. A coefficient of agreement for nominal scales. *Educational and psychological measurement*, 20(1):37–46.
- Abhishek Das, Satwik Kottur, Khushi Gupta, Avi Singh, Deshraj Yadav, José MF Moura, Devi Parikh, and Dhruv Batra. 2017. Visual dialog. In *Proceedings of the IEEE conference on computer vision and pattern recognition*, pages 326–335.
- Jacob Devlin, Ming-Wei Chang, Kenton Lee, and Kristina Toutanova. 2018. Bert: Pre-training of deep bidirectional transformers for language understanding. *arXiv preprint arXiv:1810.04805*.
- Emily Dinan, Stephen Roller, Kurt Shuster, Angela Fan, Michael Auli, and Jason Weston. 2019. [Wizard of wikipedia: Knowledge-powered conversational agents](#). In *International Conference on Learning Representations*.
- Jacob Eisenstein and Regina Barzilay. 2008. Bayesian unsupervised topic segmentation. In *Proceedings of the Conference on Empirical Methods in Natural Language Processing, EMNLP '08*, page 334–343, USA. Association for Computational Linguistics.
- Mihail Eric, Lakshmi Krishnan, Francois Charette, and Christopher D. Manning. 2017. [Key-value retrieval networks for task-oriented dialogue](#). In *Proceedings of the 18th Annual SIGdial Meeting on Discourse and Dialogue*, pages 37–49, Saarbrücken, Germany. Association for Computational Linguistics.
- Song Feng, Siva Sankalp Patel, Hui Wan, and Sachindra Joshi. 2021a. [MultiDoc2Dial: Modeling dialogues grounded in multiple documents](#). In *Proceedings of the 2021 Conference on Empirical Methods in Natural Language Processing*, pages 6162–6176, Online and Punta Cana, Dominican Republic. Association for Computational Linguistics.
- Song Feng, Hui Wan, Chulaka Gunasekara, Siva Patel, Sachindra Joshi, and Luis Lastras. 2020. [doc2dial: A goal-oriented document-grounded dialogue dataset](#). In *Proceedings of the 2020 Conference on Empirical Methods in Natural Language Processing (EMNLP)*, pages 8118–8128, Online. Association for Computational Linguistics.
- Xiachong Feng, Xiaocheng Feng, Libo Qin, Bing Qin, and Ting Liu. 2021b. [Language model as an annotator: Exploring DialoGPT for dialogue summarization](#). In *Proceedings of the 59th Annual Meeting of the Association for Computational Linguistics and the 11th International Joint Conference on Natural Language Processing (Volume 1: Long Papers)*, pages 1479–1491, Online. Association for Computational Linguistics.
- Chris Fournier. 2013. [Evaluating text segmentation using boundary edit distance](#). In *Proceedings of the 51st Annual Meeting of the Association for Computational Linguistics (Volume 1: Long Papers)*, pages 1702–1712, Sofia, Bulgaria. Association for Computational Linguistics.
- Jeroen Geertzen and Harry Bunt. 2006. [Measuring annotator agreement in a complex hierarchical dialogue act annotation scheme](#). In *Proceedings of the 7th SIGdial Workshop on Discourse and Dialogue*, pages 126–133, Sydney, Australia. Association for Computational Linguistics.
- Robert Geirhos, Jörn-Henrik Jacobsen, Claudio Michaelis, Richard Zemel, Wieland Brendel, Matthias Bethge, and Felix A Wichmann. 2020. Shortcut learning in deep neural networks. *Nature Machine Intelligence*, 2(11):665–673.
- Goran Glavaš, Federico Nanni, and Simone Paolo Ponzetto. 2016. [Unsupervised text segmentation using semantic relatedness graphs](#). In *Proceedings of the Fifth Joint Conference on Lexical and Computational Semantics*, pages 125–130, Berlin, Germany. Association for Computational Linguistics.

- Goran Glavaš and Swapna Somasundaran. 2020. [Two-level transformer and auxiliary coherence modeling for improved text segmentation](#). *Proceedings of the AAAI Conference on Artificial Intelligence*, 34(05):7797–7804.
- Zheng Gong, Shiwei Tong, Han Wu, Qi Liu, Hanqing Tao, Wei Huang, and Runlong Yu. 2022. Tipster: A topic-guided language model for topic-aware text segmentation. In *Database Systems for Advanced Applications: 27th International Conference, DAS-FAA 2022, Virtual Event, April 11–14, 2022, Proceedings, Part III*, pages 213–221.
- Barbara J. Grosz and Candace L. Sidner. 1986. [Attention, intentions, and the structure of discourse](#). *Computational Linguistics*, 12(3):175–204.
- Marti A. Hearst. 1997. [Text tiling: Segmenting text into multi-paragraph subtopic passages](#). *Computational Linguistics*, 23(1):33–64.
- Julia Hirschberg and Diane Litman. 1993. [Empirical studies on the disambiguation of cue phrases](#). *Computational Linguistics*, 19(3):501–530.
- Adam Janin, Don Baron, Jane Edwards, Dan Ellis, David Gelbart, Nelson Morgan, Barbara Peskin, Thilo Pfau, Elizabeth Shriberg, Andreas Stolcke, et al. 2003. The icsi meeting corpus. In *2003 IEEE International Conference on Acoustics, Speech, and Signal Processing, 2003. Proceedings.(ICASSP’03)*, volume 1, pages I–I. IEEE.
- Jaehun Jung, Bokyoung Son, and Sungwon Lyu. 2020. [AttnIO: Knowledge Graph Exploration with In-and-Out Attention Flow for Knowledge-Grounded Dialogue](#). In *Proceedings of the 2020 Conference on Empirical Methods in Natural Language Processing (EMNLP)*, pages 3484–3497, Online. Association for Computational Linguistics.
- Omri Koshorek, Adir Cohen, Noam Mor, Michael Rotman, and Jonathan Berant. 2018. [Text segmentation as a supervised learning task](#). In *Proceedings of the 2018 Conference of the North American Chapter of the Association for Computational Linguistics: Human Language Technologies, Volume 2 (Short Papers)*, pages 469–473, New Orleans, Louisiana. Association for Computational Linguistics.
- Alex Krizhevsky, Ilya Sutskever, and Geoffrey E Hinton. 2017. Imagenet classification with deep convolutional neural networks. *Communications of the ACM*, 60(6):84–90.
- Yinhan Liu, Myle Ott, Naman Goyal, Jingfei Du, Mandar Joshi, Danqi Chen, Omer Levy, Mike Lewis, Luke Zettlemoyer, and Veselin Stoyanov. 2019a. Roberta: A robustly optimized bert pretraining approach. *arXiv preprint arXiv:1907.11692*.
- Zhengyuan Liu, Angela Ng, Sheldon Lee, Ai Ti Aw, and Nancy F Chen. 2019b. Topic-aware pointer-generator networks for summarizing spoken conversations. In *2019 IEEE Automatic Speech Recognition and Understanding Workshop (ASRU)*, pages 814–821. IEEE.
- Ilya Loshchilov and Frank Hutter. 2018. Decoupled weight decay regularization. In *International Conference on Learning Representations*.
- Longxuan Ma, Wei-Nan Zhang, Mingda Li, and Ting Liu. 2020. A survey of document grounded dialogue systems (dgds). *arXiv preprint arXiv:2004.13818*.
- I. McCowan, J. Carletta, W. Kraaij, S. Ashby, S. Bourban, M. Flynn, M. Guillemot, T. Hain, J. Kadlec, V. Karaiskos, M. Kronenthal, G. Lathoud, M. Lincoln, A. Lisowska, W. Post, Dennis Reidsma, and P. Wellner. 2005. The ami meeting corpus. In *Proceedings of Measuring Behavior 2005, 5th International Conference on Methods and Techniques in Behavioral Research*, pages 137–140. Noldus Information Technology.
- Long Ouyang, Jeff Wu, Xu Jiang, Diogo Almeida, Carroll L Wainwright, Pamela Mishkin, Chong Zhang, Sandhini Agarwal, Katarina Slama, Alex Ray, et al. 2022. Training language models to follow instructions with human feedback. *arXiv preprint arXiv:2203.02155*.
- Rebecca J. Passonneau and Diane J. Litman. 1997. [Discourse segmentation by human and automated means](#). *Computational Linguistics*, 23(1):103–139.
- Adam Paszke, Sam Gross, Francisco Massa, Adam Lerer, James Bradbury, Gregory Chanan, Trevor Killeen, Zeming Lin, Natalia Gimelshein, Luca Antiga, et al. 2019. Pytorch: An imperative style, high-performance deep learning library. *Advances in neural information processing systems*, 32.
- Jeffrey Pennington, Richard Socher, and Christopher Manning. 2014. [GloVe: Global vectors for word representation](#). In *Proceedings of the 2014 Conference on Empirical Methods in Natural Language Processing (EMNLP)*, pages 1532–1543, Doha, Qatar. Association for Computational Linguistics.
- Lev Pevzner and Marti A. Hearst. 2002. [A Critique and Improvement of an Evaluation Metric for Text Segmentation](#). *Computational Linguistics*, 28(1):19–36.
- Colin Raffel, Noam Shazeer, Adam Roberts, Katherine Lee, Sharan Narang, Michael Matena, Yanqi Zhou, Wei Li, Peter J Liu, et al. 2020. Exploring the limits of transfer learning with a unified text-to-text transformer. *J. Mach. Learn. Res.*, 21(140):1–67.
- Stephen Roller, Emily Dinan, Naman Goyal, Da Ju, Mary Williamson, Yinhan Liu, Jing Xu, Myle Ott, Eric Michael Smith, Y-Lan Boureau, and Jason Weston. 2021. [Recipes for building an open-domain chatbot](#). In *Proceedings of the 16th Conference of the European Chapter of the Association for Computational Linguistics: Main Volume*, pages 300–325, Online. Association for Computational Linguistics.



- Lifeng Shang, Zhengdong Lu, and Hang Li. 2015. [Neural responding machine for short-text conversation](#). In *Proceedings of the 53rd Annual Meeting of the Association for Computational Linguistics and the 7th International Joint Conference on Natural Language Processing (Volume 1: Long Papers)*, pages 1577–1586, Beijing, China. Association for Computational Linguistics.
- Yiping Song, Lili Mou, Rui Yan, Li Yi, Zinan Zhu, Xiaohua Hu, and Ming Zhang. 2016. Dialogue session segmentation by embedding-enhanced texttiling. *Interspeech 2016*, pages 2706–2710.
- Ryuichi Takanobu, Minlie Huang, Zhongzhou Zhao, Fenglin Li, Haiqing Chen, Liqiang Nie, and Xiaoyan Zhu. 2018. A weakly supervised method for topic segmentation and labeling in goal-oriented dialogues via reinforcement learning. In *IJCAI-ECAI*, pages 4403–4410.
- Ashish Vaswani, Noam Shazeer, Niki Parmar, Jakob Uszkoreit, Llion Jones, Aidan N Gomez, Łukasz Kaiser, and Illia Polosukhin. 2017. Attention is all you need. *Advances in neural information processing systems*, 30.
- Thomas Wolf, Lysandre Debut, Victor Sanh, Julien Chaumond, Clement Delangue, Anthony Moi, Pierric Cistac, Tim Rault, Remi Louf, Morgan Funtowicz, Joe Davison, Sam Shleifer, Patrick von Platen, Clara Ma, Yacine Jernite, Julien Plu, Canwen Xu, Teven Le Scao, Sylvain Gugger, Mariama Drame, Quentin Lhoest, and Alexander Rush. 2020. [Transformers: State-of-the-art natural language processing](#). In *Proceedings of the 2020 Conference on Empirical Methods in Natural Language Processing: System Demonstrations*, pages 38–45, Online. Association for Computational Linguistics.
- Chien-Sheng Wu, Steven C.H. Hoi, Richard Socher, and Caiming Xiong. 2020. [TOD-BERT: Pre-trained natural language understanding for task-oriented dialogue](#). In *Proceedings of the 2020 Conference on Empirical Methods in Natural Language Processing (EMNLP)*, pages 917–929, Online. Association for Computational Linguistics.
- Jinxiong Xia, Cao Liu, Jiansong Chen, Yuchen Li, Fan Yang, Xunliang Cai, Guanglu Wan, and Houfeng Wang. 2022. Dialogue topic segmentation via parallel extraction network with neighbor smoothing. In *Proceedings of the 45th International ACM SIGIR Conference on Research and Development in Information Retrieval*, pages 2126–2131.
- Huiyuan Xie, Zhenghao Liu, Chenyan Xiong, Zhiyuan Liu, and Ann Copestake. 2021. [TIAGE: A benchmark for topic-shift aware dialog modeling](#). In *Findings of the Association for Computational Linguistics: EMNLP 2021*, pages 1684–1690, Punta Cana, Dominican Republic. Association for Computational Linguistics.
- Linzi Xing and Giuseppe Carenini. 2021. [Improving unsupervised dialogue topic segmentation with utterance-pair coherence scoring](#). In *Proceedings of the 22nd Annual Meeting of the Special Interest Group on Discourse and Dialogue*, pages 167–177, Singapore and Online. Association for Computational Linguistics.
- Yi Xu, Hai Zhao, and Zhuosheng Zhang. 2021. [Topic-aware multi-turn dialogue modeling](#). *Proceedings of the AAAI Conference on Artificial Intelligence*, 35(16):14176–14184.
- Chenxu Yang, Zheng Lin, Jiangnan Li, Fandong Meng, Weiping Wang, Lanrui Wang, and Jie Zhou. 2022. [TAKE: Topic-shift aware knowledge selection for dialogue generation](#). In *Proceedings of the 29th International Conference on Computational Linguistics*, pages 253–265, Gyeongju, Republic of Korea. International Committee on Computational Linguistics.
- Leilan Zhang and Qiang Zhou. 2019. Topic segmentation for dialogue stream. In *2019 Asia-Pacific Signal and Information Processing Association Annual Summit and Conference (APSIPA ASC)*, pages 1036–1043. IEEE.
- Saizheng Zhang, Emily Dinan, Jack Urbanek, Arthur Szlam, Douwe Kiela, and Jason Weston. 2018. [Personalizing dialogue agents: I have a dog, do you have pets too?](#) In *Proceedings of the 56th Annual Meeting of the Association for Computational Linguistics (Volume 1: Long Papers)*, pages 2204–2213, Melbourne, Australia. Association for Computational Linguistics.
- Ming Zhong, Yang Liu, Yichong Xu, Chenguang Zhu, and Michael Zeng. 2022. [Dialoglm: Pre-trained model for long dialogue understanding and summarization](#). *Proceedings of the AAAI Conference on Artificial Intelligence*, 36(10):11765–11773.
- Kangyan Zhou, Shrimai Prabhumoye, and Alan W Black. 2018. [A dataset for document grounded conversations](#). In *Proceedings of the 2018 Conference on Empirical Methods in Natural Language Processing*, pages 708–713, Brussels, Belgium. Association for Computational Linguistics.

## A Details for Reproduction

### A.1 Comparison Methods

To guarantee a fair comparison in our benchmark, we use the open-sourced codes of the comparison methods as far as possible to evaluate their performances. However, some additional details are required to reproduce their reported performances. Therefore, we conduct a similar level of hyperparameter tuning for each model to obtain similar or better results than those reported in previously published papers.

For the GraphSeg, we set the value of the relatedness threshold as 0.5 and the minimum segmentation sizes as 3 to obtain a better performance



than that reported in [Xing and Carenini \(2021\)](#). For TextTiling+Glove, we used the version pretrained with 42 billion tokens of web data from Common Crawl.<sup>5</sup> For GreedySeg and CSM, we corrected some inconsistencies in their open-sourced codes with respect to their original published papers and obtained better performances than their reported results.

For the PLM-based supervised methods, we experimented with the hierarchical architectures, but did not achieve satisfactory results. Therefore, we followed the framework of [Cohan et al. \(2019\)](#) to concatenate all the utterances as a long sequence as input, adding [MASK]/<mask> tokens at the end of each utterance except for TOD-BERT to perform the classification. Noted that there are two separate tokens </s> in the original implementation of RoBERTa (as shown in Figure 3). For TOD-BERT, each utterance has a special token representing its role, so we use the special role tokens [sys] and [usr] to perform classification. For T5, we only used its encoder. The max number of tokens in an utterance is 25, and the size of the utterance-level sliding window during training and inference is  $|T| = 20$ .

For the result of InstructGPT, we used the Open AI API<sup>6</sup> with the best model text-davinci-003 in December 2022. The maximum number of tokens was 1024, and the temperature was set to 0.7. We used the definition from our paper (refer to Section 4) as the task instruction, together with the dialogue input, and an output example specifying the output format to form the input prompt. Table 4 shows our constructed prompt template for the dialogue segmentation task.

Other implementations that are not specified are following the official codes and their papers with default hyperparameters.

## A.2 Implementation Details

We implemented all the comparison methods as well as our models using PyTorch ([Paszke et al., 2019](#)) and downloaded model weights of PLMs from huggingface Transformers ([Wolf et al., 2020](#)). We also utilized Pytorch Lightning<sup>7</sup> to build the deep learning pipeline in our experiments. The AdamW ([Loshchilov and Hutter, 2018](#)) optimizer was used to optimize models’ parameters with a

<sup>5</sup><https://nlp.stanford.edu/projects/glove/>

<sup>6</sup><https://openai.com/api/>

<sup>7</sup><https://pytorch-lightning.readthedocs.io/>

### Prompt

Dialogue Segmentation aims to segment a dialogue  $D = U_1, U_2, \dots, U_n$  into several parts according to their discussed topics.

Here is the given dialogue D:

U1: [Utterance 1]

U2: [Utterance 2]

...

Un: [Utterance  $n$ ]

Segment D into several parts according to their discussing topics.

Output format: Part i: Ua-Ub

=====

Output example:

Part 1: U1-U4

Part 2: U5-U6

=====

Output of the dialogue segmentation task:

Table 4: Prompt template for dialogue segmentation task.

learning rate of  $5e-5$  and a batch size of 32. L2-regularization with weight decay of  $1e-3$  was also applied. We trained our supervised models with 10 epochs and 40 epochs for SuperDialseg and TIAGE, respectively. We employed early stopping when the calculated score (metric (5) in Section 6.3) did not improve for half of the total number of epochs. For RetroTS-T5, we train the generative T5 for 3 epochs on SuperDialseg and 40 epochs on TIAGE.

All experiments were conducted on a single A100 GPU. Except for RetroTS-T5, all experiments took no longer than 1 hour to finish, whereas training RetroTS-T5 on SuperDialseg required approximately six hours.

## B Detailed Information for Data Source

In real-world applications, the demand for guiding end users to seek relevant information and complete tasks is rapidly increasing. [Feng et al. \(2020\)](#) proposed a goal-oriented document-grounded dialogue dataset, called doc2dial, to help this line of research. To avoid additional noise from the post-hoc human annotations of dialogue data ([Geertzen and Bunt, 2006](#)), they designed the dialogue flows in

advance. A dialogue flow is a series of interactions between agents and users, where each turn contains a dialogue scene that consists of dialogue act, role information, and grounding contents from a given document. Specifically, by varying these three factors that are further constrained by the semantic graph extracted from documents and dialogue history, they dynamically built diverse dialogue flows turn-by-turn. Then, they asked crowdsourcing annotators to create the utterances for each dialogue scene within a dialogue flow. It should be noted that although the dialogue flows are generated automatically, the crowdsourcing annotators will reject some unnatural dialogue flows if they find any dialogue turn that is not feasible to write an utterance. Moreover, each dialogue is created based on a unique dialogue flow.

Usually, goal-oriented information-seeking conversations involved multiple documents. Based on the doc2dial dataset, [Feng et al. \(2021a\)](#) randomly combined sub-dialogues from doc2dial which ground on different documents to construct the MultiDoc2Dial dataset. Therefore, each utterance only grounds on a single document. To maintain the natural dialogue flow after the combination, they only split a sub-dialogue after an agent turn with dialogue act as ‘responding with an answer’ while the next turn is not ‘asking a follow-up question’. Besides, they also recruit crowdsourcing annotators to rewrite some unnatural utterances if the original utterances from doc2dial are inappropriate after combination.

Further details about the data collection methods for doc2dial and MultiDoc2Dial can be found in their original papers.

## C Detailed Information for SuperDialseg

Figure 4 shows the detailed distribution of the number of segments in the test set of SuperDialseg.

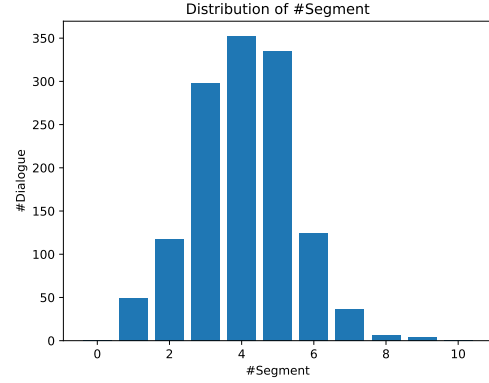


Figure 4: Distribution of #Segment in test set of SuperDialseg