

---

# Mobile-Env: A Universal Platform for Training and Evaluation of Mobile Interaction

---

Danyang Zhang, Lu Chen, Kai Yu

X-LANCE Lab, Department of Computer Science and Engineering  
MoE Key Lab of Artificial Intelligence, AI Institute, Shanghai Jiao Tong University  
Shanghai Jiao Tong University, Shanghai, China  
{zhang-dy20, chenlusz, kai.yu}@sjtu.edu.cn

## Abstract

The interaction platform plays a crucial role in the recent advancement of the control and decision domains like game playing and embodied intelligence. However, there is still a lack of a satisfactory platform for the information user interface (InfoUI) interaction. The proposed InfoUI comprises not only the plain text information, but the multimodal contents and a few spatial structures with styles as well. To help the research of InfoUI interaction, a novel platform Mobile-Env is presented in this paper. The Mobile-Env platform is designed to be flexible, adaptable, and easily-extended. Based on Mobile-Env, an InfoUI task set is then built for a demonstration and evaluation. An agent based on the large-scale language model (LLM) is tested on the task set. The experiment results demonstrate the great potential of the LLM to do text understanding and matching and, meanwhile, reveal the necessity of a better mechanism of interaction feedback and exploration. Several new discussions are conducted as well. A demo video is available at <https://youtu.be/gKV6KZYwxGY>. The code repository is available at <https://github.com/X-LANCE/Mobile-Env>. The proposed WikiHow task set is made public at <https://huggingface.co/datasets/zdy023/WikiHow-taskset>.

## 1 Introduction

Recent work in a series of control and decision domains like game playing [Badia et al., 2020, Kapturowski et al., 2022] and embodied robot control [Shridhar et al., 2021a, Ahn et al., 2022] has made significant advancement. It is noticed that the development of these problems greatly benefits from the proper interaction platforms, which always work as a performance benchmark or a simulator of the real environment helping training the control agent. The interaction platform for the existing topics usually needs to convey only the single-modality information, *e.g.*, the video game agents and the embodied robots always interact with the visual feature, while the agents for the text-based games [Puig et al., 2018, Shridhar et al., 2021b, Osborne et al., 2022] face only the textual information. However, there is a different type of digital user interface comprising much more complicated multimodal contents which we call as *information user interface* (InfoUI), which there is still a shortage of satisfactory interaction platforms dedicated to. The information user interface is referred to as the UI comprising rich text contents interleaved with other types of media and structured spatially with different styles, which is fairly different from the environments in the existing control topics. A comparison is referred to in Fig. 1. The InfoUI interaction is crucial for various applications like intelligent assistants and intelligent search engines and has considerable practical significance.

In this work, a novel platform for training and evaluation of InfoUI interaction is presented as Mobile-Env. Mobile-Env offers a common suite of protocols and interfaces to interact with Android™ apps. The task configuration and the platform architecture are designed to be decoupled, which makes Mobile-Env flexible, adaptable, and easily-extendable. The new real-world apps and new tasks can be




Figure 1: Comparison of Different Types of Interaction Environments. Fig. 1a, Fig. 1b, and Fig. 1c are extracted from the MuJoCo page on the Gymnasium project website<sup>1</sup>, Toyama et al. [2021], and Shridhar et al. [2021b] respectively.

Table 1: Comparison of Mobile-Env with Existing UI-based Interaction Platforms. The table tells about whether the platform is designed for InfoUI interaction, whether the tasks are multipage, whether a new task can be added through a configuration file, and the mechanism of the triggering of task events. “Internal” indicates the task events are generated by the internal mechanism of the platform while “Log”, “Screen”, and “VH” indicates generating from the corresponding operating system feedback.

| Platform                         | InfoUI | Multipage | Task via Conf. | Task Event             |
|----------------------------------|--------|-----------|----------------|------------------------|
| MiniWoB [Shi et al., 2017]       | ✓      | ✗         | ✗              | Internal               |
| WebShop [Yao et al., 2022]       | ✓      | ✓         | ✗              | Internal               |
| AndroidEnv [Toyama et al., 2021] | ✗      | ✓         | ✓              | Log                    |
| <b>Mobile-Env (Ours)</b>         | ✓      | ✓         | ✓              | <b>Log, Screen, VH</b> |

easily enabled through a configuration file. Meanwhile, an InfoUI task set based on the WikiHow app is crafted to demonstrate the usage of Mobile-Env and conduct an evaluation for InfoUI interaction. Finally, an agent based on the large-scale language model (LLM) is tested on the WikiHow task set to study the potential of the LLM and the difficulty of InfoUI interaction.

## 2 Related Work

**Interaction Platform for InfoUI** Currently, there is still no satisfactory interaction platform for InfoUI and the existing work usually suffer from the simplified simulated pages and is difficult to add a new environment owing to the coupling of the task configurations and the platform architecture. MiniWoB [Shi et al., 2017] is an early interaction platform for UI interaction comprising numbers of language-conditioned simple single-page tasks, which are built on synthetic simulated mobile pages which have no difficulty in multistep planning for the agent. While WebShop [Yao et al., 2022] designs language-conditioned multipage tasks in a scene of shopping website. However, the interaction mechanism designed by WebShop is dedicated to the shopping website and will cause extra efforts to migrate it to other domains. In contrast, AndroidEnv [Toyama et al., 2021] is capable to import a new task through a relatively simpler configuration file. However, AndroidEnv parses the task events such as the reward and the episode end through the system log, which requires the app to print several characteristic lines into the log just at the triggering of a task event. This feature prevents most real-world apps to be used in AndroidEnv and seriously harms its generalizability. The proposed Mobile-Env redesigns a brand-new event system based on AndroidEnv which adopts multiple classes of operating system feedback to parse the task events. Through the new event system,

<sup>1</sup><https://gymnasium.farama.org/>

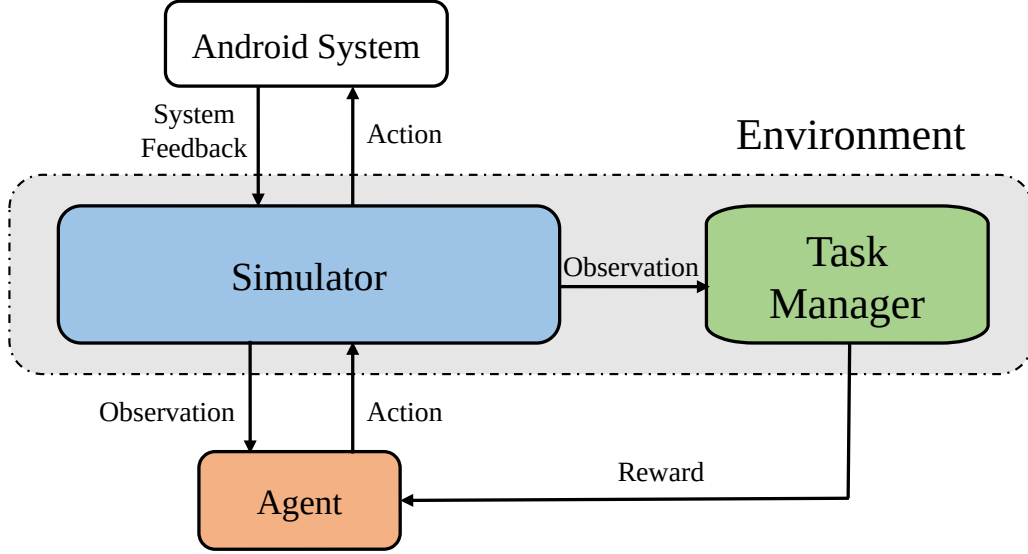


Figure 2: The Main Components of Mobile-Env

our Mobile-Env seizes much better generalizability than the original platform without losing the simplicity of extension of new tasks.

**InfoUI Understanding & Interaction** Recently UI understanding has drawn much attention of the research community, like MarkupLM [Li et al., 2022] and TIE [Zhao et al., 2022] for web understanding, and Screen2Vec [Li et al., 2021] and Screen2Words [Wang et al., 2021] for mobile screen understanding. Besides understanding the UI, to complete interactive InfoUI tasks, the agent needs to understand the human instructions and the relation between the instruction with the UI as well. Aiming at this point, PixelHelp [Li et al., 2020] proposes a setting to map the natural language instruction to the corresponding element on the screen. It is believed that further research of iterative control with action feedbacks can be conducted based on these one-step mapping methods. The most recent work about the large-scale language model (LLM) has demonstrated the powerful capability of the LLMs to understand and reason by natural languages and codes [Wei et al., 2022, Zhou et al., 2022]. Inspired by this, Wang et al. [2022] apply LLM to four conversational mobile screen understanding tasks and depict both the potential and the room for improvement of the LLM on the screen tasks. This work also experiments with the LLM-based agents based on the proposed Mobile-Env to acquire further perspectives with respect to the InfoUI interaction.

### 3 Platform Architecture

The Mobile-Env platform is further developed based on AndroidEnv [Toyama et al., 2021]. consists of two components: the simulator and the task manager, as shown in Fig. 2. The simulator manages the status of the Android operating system, catches the system feedbacks, and provides them to the agent as well as the task manager. In practice, it is a wrapper of the Android Emulator <sup>TM1</sup>. The task manager receives the system feedbacks through the simulator and manages the task status according to a task configuration. The task events such as the reward and the episode end are parsed by the task manager from the system feedbacks. Then the agent will receive the observation from the simulator and the task event information from the task manager and take decisions accordingly. In the following subsections, the observation and action spaces (§ 3.1), the task manager (§ 3.2), the solutions for the dynamic information apps (§ 3.3), and several accompanying tools (§ 3.4) of Mobile-Env will be detailed.

<sup>1</sup><https://developer.android.com/about>

### 3.1 Observation & Action Spaces

The observation space of Mobile-Env comprises four components: a screenshot, the screen orientation, a time delta, and an optional XML-format view hierarchy (VH). This is almost the same with AndroidEnv [Toyama et al., 2021] except for the VH observation. View Hierarchy is a tree description for the Android screen, just like HTML DOM (Document Object Model) for the web page. Although it bears a series of limitations, such as redundant and invisible nodes, or empty objects from several sensitive apps, the VH can still provide crucial information in many cases. However, it is found that it takes an obviously longer time to get a VH serialization from ADB (Android Debug Bridge) than to obtain a screenshot from the gRPC interface of the emulator. Thus, the VH output is turned off by default to guarantee the interaction efficiency.

Along with the normal observations, a global task description will also be available for the agent for the language-conditioned interaction. The agent is supposed to interact with the environment to accomplish the task target. At several key steps, some task-specific step instructions will be emitted to remind the agent of the following step.

The action space of Mobile-Env comprises three types of actions: TOUCH, LIFT, and TEXT. TOUCH indicates to touch a specific point on the screen, and LIFT means to lift the “finger” off from the screen. The point coordinates are measured from the top-left of the screen and are normalized to  $[0, 1]$ . TEXT action will input a token from a predefined vocabulary through ADB. Sub-word tokens are supported as well. It is proposed by the previous work [Shi et al., 2017] that it is too challenging for the agent to learn to type texts character by character through the screen keyboard. Consequently, TEXT is implemented to reduce the difficulty.

Besides the basic observation and action spaces, a suite of environment wrappers is provided to customize the observation and action spaces. For example, a VH wrapper can be used to convert the VH-element-wise interaction to the combination of the basic actions, or a discretization wrapper will gridize the screen so that an agent for a discrete action space can be trained with Mobile-Env.

### 3.2 Task Manager

The core of the task manager is the event management system. Through the event system, the task manager parses the task events, which the agent can have a perception to, from the operating system feedbacks. The event system is designed as a group of *event slots* with a dedicated tree of the virtual event handlers connected to it. The so-called “event slot” is an abstraction of the fixed types of task events, *i.e.* the reward, the step instruction, and the episode end. An event tree consists of two types of nodes: *event sources* as the leaf nodes and two special combinators And and Or as the inner nodes. In contrast to the previous work that encodes the event configurations statically coupling with the platform internals, the event trees of Mobile-Env are designed to be built at runtime so that a new task can be switched to by simply changing a new configuration file.

The event sources are correlated to some operating system feedbacks. Among the system feedbacks, the VH and the log texts are supported internally, and by connecting with an OCR system and an icon recognition system, the screen texts and icons will be enabled for the event sources as well. The ability to adopt multiple types of operating system feedbacks considerably improves the adaptability of Mobile-Env in contrast to AndroidEnv which only supports log events. The combinators are implemented to combine multiple virtual events to assemble a more complex logic. Besides, it is also supported to declare a virtual event as the prerequisite of another one to correctly handle the step order for the multistep tasks. An example event tree is presented in Fig. 3. The signals

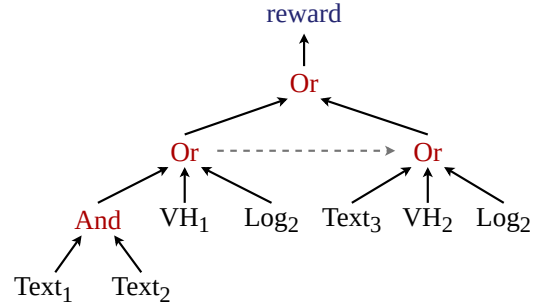


Figure 3: An Example of Event Tree. This tree is connected to the reward event slot and consumes the signals from seven unique event sources. The black full-line arrow indicates the normal combination relation along with the data flow. The gray broken-line arrow indicates the prerequisite relation between two virtual events.

and data are aggregated from the leaf to the root level by level after each interaction step. During the aggregation, only the events whose prerequisite events have been triggered ever will be active.

### 3.3 Solution for Dynamic Information Apps

Nowadays, lots of information apps offer dynamic contents through the Internet. This feature causes extra difficulty for training and evaluating agents on these apps, as the contents in the app will vary according to the various spatio-temporal conditions and even the usage history. Therefore, the task provider has to fix the contents in advance and replay them to the app for a consistent training and evaluation.

However, most apps adopted SSL for network connections and give no trust to the self-added certificate of the MITM (Man-in-the-Middle) proxy which is required for SSL replay. To handle this problem, we sought help from the reverse engineers and validated three solutions: mocking system certificate, runtime verifier replacement, and APK repackaging. Neither of the methods is able to deal with all the apps with certificate pinning, however, most apps can be covered by at least one of them.

### 3.4 Other Tools

Based on Mobile-Env, an annotation tool is developed to collect human demonstrations to apply the behavior cloning approach. The annotator can directly click on the screenshot to mock touching on the mobile screen, or click the corresponding button to input a word from a shrunk vocabulary. The touches and inputs are recorded for training an agent. Besides, a simple suite of tools is developed for task definition auto-generation from the templates. Through the tools, a template comprising numbers of slots can be easily instantiated by a simple configuration file and various modifiers for the slot values are supported to transform the value to different formats. Besides, a tool is provided to combine multiple template instances, which is helpful to generate multistep task definitions from single-step tasks.

## 4 WikiHow Task Set & LLM-based Model

To demonstrate the usage of Mobile-Env and conduct a preliminary research about interaction with InfoUI, a demo task set based on the WikiHow app is built, and an LLM-based model is evaluated on it. The following subsections will detail the app data collection (§ 4.1), the task generation (§ 4.2), and the model configuration respectively (§ 4.3).

### 4.1 App Data Collection

WikiHow<sup>2</sup> is a collaborative wiki site about various real-life tips with more than 340,000 online articles. It spends too much to download all the available articles, thus we only cached about 100,000 articles from the website. As observed that the pages in the app are different from the pages in the browser, we checked the HTTP request header of various types of pages and mocked the app request to obtain the correct contents. Considering that the user always explores the app from the home page, the crawler also starts from the home page and access the links in a breadth-first order. For simplicity, the links to the outside of WikiHow are omitted. All the links including all types of media are accessed and stored for a perfect replay. Finally, 856,045 resources are dumped, in which there are 107,448 distinct pages. These website resources totally occupy about 88 GiB. Besides the static resources, it is nearly impossible to traverse all the probable combinations of keywords to dump the page of search results. Consequently, an open-source information retrieval engine Pyserini [Lin et al., 2021] is adopted following Yao et al. [2022] to mimic the WikiHow search engine and the fake search pages are built dynamically during replay according to the template of WikiHow.

### 4.2 Automatic Task Generation

WikiHow consists of several types of web pages for the articles, author information, category lists, *etc.* According to the characteristics of these pages, a suite of single-page task definition templates is designed. The page-specific keywords are made as slots in the templates, and the templates can

---

<sup>2</sup><https://www.wikihow.com/Main-Page>



Figure 4: The Framework of the LLM-based Agent

be instantiated with a keyword configuration file through the aforementioned template toolkit. Then the single-page tasks are composed sequentially according to the accessibility constraints which guarantee the next target page is referenced directly on the previous one. Through this approach, about 5,000 tasks are sampled.

### 4.3 LLM-based Model

The effectiveness of the large language model (LLM) on the collected WikiHow task set is evaluated as a preliminary experiment. Further research of the control model is in progress and is left as future work.

The framework of the LLM-based agent is depicted in Fig. 4. The observation from the mobile system is fed into the LLM together with the language-conditioned task information to decide a proper action for the current step. To be specific, the input comprises the task description, a screen representation, the current step instruction, and the action history. The screen is represented in a really simplified format which is just a list of HTML elements inspired by Wang et al. [2022]. HTML is chosen rather than the original view hierarchy out of the consideration that the LLM is more familiar with HTML, for there exist HTML codes in its training corpora. All the visible leaf VH nodes are converted to HTML elements according to a mapping rule shown in Tab. 3 in Appendix A. The text properties of the VH nodes are converted to the text content of the HTML elements or the value attribute of input element. A few other properties are converted as well according to a mapping rule depicted in Tab. 4 in Appendix A.

The LLM-based agent can take one of these VH-element-wise interactions:

- CLICK(element\_id)
- INPUT(element\_id, text)
- SCROLL(direction)

The chosen interaction will be translated into a sequence of basic Mobile-Env actions and be executed by the environment.

## 5 Results

The experiment is conducted with the API of GPT-3 [Brown et al., 2020] text-davinci-003<sup>3</sup> under a temperature of 0.1. Two interaction steps are selected and annotated for a 2-shot prompt setting. Only

<sup>3</sup><https://openai.com/api/>

Table 2: Results of the LLM-based Agent on the WikiHow Task Set. The table depicts results under the normal setting as well as those under two ablation settings: results without action history input and without HTML structural information.

| Setting           | Avg<br>#Steps | Avg<br>Reward | Success<br>Rate (%) |
|-------------------|---------------|---------------|---------------------|
| <b>Full Model</b> | <b>5.27</b>   | <b>2.50</b>   | <b>89</b>           |
| w/o history       | 5.81          | 2.44          | 74                  |
| w/o HTML          | 14.99         | 0.03          | 1                   |

70 tasks from the collected WikiHow task set are evaluated for a more affordable cost. The interaction will be regarded as fail if the number of steps reaches 15, as the normal number of interaction iteration is around 5 according to the advance human test. The results are shown in Tab. 2. It is observed that the LLM-based model perfectly completed most tasks, which demonstrates the powerful capability of the LLM to understand and match the human instructions with the simplified structural textual screen representation.

It is noticed that the LLM-based agent sometimes gets stuck at some steps and repeats some wrong actions. Nevertheless, it may succeed in getting out of the cycle and making the correct decision after several cycling steps. A case is depicted in Fig. 5 in the Appendix B. The action history input is believed to assist the agent to overcome this difficulty, and the result of the ablation study by removing the action history input proves this guess. After removing the action history input, the agent fell into the cycle of wrong actions more often, and it seems to be impossible for the agent to get rid of it under this setting for the identical inputs. As shown in Tab. 2, under the ablation setting, the average number of steps increases while the average reward decreases, and a remarkable decline is observed for the success rate.

Another ablation study is conducted to investigate the effect of the HTML structural information. The HTML tag is destructed and the tag name, the values of the concerned attributes, and the text content of an element are concatenated as plain texts. The results in Tab. 2 depict that with such a plain text representation, the LLM-based agent can hardly retrieve any valid information and seldom manages to complete a task. This can be attributed to that the HTML syntax presents the screen information in a structural way, which helps the LLM-agent to understand the screen comprehensively. Consequently, such structural information is crucial for InfoUI understanding and control.

The LLM-based agent failed on several tasks owing to improper search keywords. An example is shown in Fig. 6 in the Appendix B. It is noticed that the LLM-based agent always repeats the originally selected keywords and never tries another group, which reveals the current LLM-based agent has a weak ability to explore and adopt the interaction feedback, and a more effective feedback mechanism should be designed to improve the performance of the LLM and exploit its potential.

## 6 Conclusion & Future Work

This work proposes the InfoUI interaction as a new control problem. A novel flexible and adaptable interaction platform Mobile-Env is presented for the InfoUI interaction. Based on the platform, a demo task set based on the WikiHow app is collected for demonstration and evaluation. An LLM-based agent is evaluated on the proposed task set and several problems for future work emerge together with the outstanding performance.

As for the agent model, it is observed that the current LLM-based agent has an inferior ability to explore or adjust the policy according to the interaction feedback. Consequently, a more effective feedback mechanism can be designed to further exploit its potential and boost the interaction capability. Besides, owing to the expensive cost of the LLM and the non-negligible runtime overhead of the acquisition of the view hierarchy, a cheaper, efficient enough, visual-based control model still needs further investigation as well. Moreover, the results prove the necessity of the structural information while the current structure representation is really simple. Thus, it will be interesting to find out the capability limit of the simple representation and if it will still work on other harder InfoUI tasks.

As for the task set, more efforts are supposed to dedicate to making the current WikiHow task set more diverse and heterogeneous. Meanwhile, more task sets on the other apps are in the plan as well, and the contribution from the community is greatly welcomed by us. For the interaction platform, several extensions are in plan to be added to support conversational InfoUI interaction which allows the agent generates language responses to the human user during interaction. This will enable more diverse and interesting tasks.

## References

- Michael Ahn, Anthony Brohan, Noah Brown, Yevgen Chebotar, Omar Cortes, Byron David, Chelsea Finn, Keerthana Gopalakrishnan, Karol Hausman, Alexander Herzog, Daniel Ho, Jasmine Hsu, Julian Ibarz, Brian Ichter, Alex Irpan, Eric Jang, Rosario Jauregui Ruano, Kyle Jeffrey, Sally Jesmonth, Nikhil J. Joshi, Ryan Julian, Dmitry Kalashnikov, Yuheng Kuang, Kuang-Huei Lee, Sergey Levine, Yao Lu, Linda Luu, Carolina Parada, Peter Pastor, Jornell Quiambao, Kanishka Rao, Jarek Rettinghouse, Diego Reyes, Pierre Sermanet, Nicolas Sievers, Clayton Tan, Alexander Toshev, Vincent Vanhoucke, Fei Xia, Ted Xiao, Peng Xu, Sichun Xu, and Mengyuan Yan. Do as I can, not as I say: Grounding language in robotic affordances. *CoRR*, abs/2204.01691, 2022. doi: 10.48550/arXiv.2204.01691. URL <https://doi.org/10.48550/arXiv.2204.01691>.
- Adrià Puigdomènech Badia, Bilal Piot, Steven Kapturowski, Pablo Sprechmann, Alex Vitvitskyi, Zhaohan Daniel Guo, and Charles Blundell. Agent57: Outperforming the atari human benchmark. In *Proceedings of the 37th International Conference on Machine Learning, ICML 2020, 13-18 July 2020, Virtual Event*, volume 119 of *Proceedings of Machine Learning Research*, pages 507–517. PMLR, 2020. URL <http://proceedings.mlr.press/v119/badia20a.html>.
- Tom B. Brown, Benjamin Mann, Nick Ryder, Melanie Subbiah, Jared Kaplan, Prafulla Dhariwal, Arvind Neelakantan, Pranav Shyam, Girish Sastry, Amanda Askell, Sandhini Agarwal, Ariel Herbert-Voss, Gretchen Krueger, Tom Henighan, Rewon Child, Aditya Ramesh, Daniel M. Ziegler, Jeffrey Wu, Clemens Winter, Christopher Hesse, Mark Chen, Eric Sigler, Mateusz Litwin, Scott Gray, Benjamin Chess, Jack Clark, Christopher Berner, Sam McCandlish, Alec Radford, Ilya Sutskever, and Dario Amodei. Language models are few-shot learners. In Hugo Larochelle, Marc’Aurelio Ranzato, Raia Hadsell, Maria-Florina Balcan, and Hsuan-Tien Lin, editors, *Advances in Neural Information Processing Systems 33: Annual Conference on Neural Information Processing Systems 2020, NeurIPS 2020, December 6-12, 2020, virtual*, 2020. URL <https://proceedings.neurips.cc/paper/2020/hash/1457c0d6bfc4967418bfb8ac142f64a-Abstract.html>.
- Steven Kapturowski, Víctor Campos, Ray Jiang, Nemanja Rakicevic, Hado van Hasselt, Charles Blundell, and Adrià Puigdomènech Badia. Human-level atari 200x faster. *CoRR*, abs/2209.07550, 2022. doi: 10.48550/arXiv.2209.07550. URL <https://doi.org/10.48550/arXiv.2209.07550>.
- Junlong Li, Yiheng Xu, Lei Cui, and Furu Wei. Markuplm: Pre-training of text and markup language for visually rich document understanding. In Smaranda Muresan, Preslav Nakov, and Aline Villavicencio, editors, *Proceedings of the 60th Annual Meeting of the Association for Computational Linguistics (Volume 1: Long Papers), ACL 2022, Dublin, Ireland, May 22-27, 2022*, pages 6078–6087. Association for Computational Linguistics, 2022. doi: 10.18653/v1/2022.acl-long.420. URL <https://doi.org/10.18653/v1/2022.acl-long.420>.
- Toby Jia-Jun Li, Lindsay Popowski, Tom M. Mitchell, and Brad A. Myers. Screen2vec: Semantic embedding of GUI screens and GUI components. In Yoshifumi Kitamura, Aaron Quigley, Katherine Isbister, Takeo Igarashi, Pernille Bjørn, and Steven Mark Drucker, editors, *CHI ’21: CHI Conference on Human Factors in Computing Systems, Virtual Event / Yokohama, Japan, May 8-13, 2021*, pages 578:1–578:15. ACM, 2021. doi: 10.1145/3411764.3445049. URL <https://doi.org/10.1145/3411764.3445049>.
- Yang Li, Jiacong He, Xin Zhou, Yuan Zhang, and Jason Baldridge. Mapping natural language instructions to mobile UI action sequences. In Dan Jurafsky, Joyce Chai, Natalie Schluter, and Joel R. Tetreault, editors, *Proceedings of the 58th Annual Meeting of the Association for Computational Linguistics, ACL 2020, Online, July 5-10, 2020*, pages 8198–8210. Association



- for Computational Linguistics, 2020. doi: 10.18653/v1/2020.acl-main.729. URL <https://doi.org/10.18653/v1/2020.acl-main.729>.
- Jimmy Lin, Xueguang Ma, Sheng-Chieh Lin, Jheng-Hong Yang, Ronak Pradeep, and Rodrigo Nogueira. Pyserini: A python toolkit for reproducible information retrieval research with sparse and dense representations. In Fernando Diaz, Chirag Shah, Torsten Suel, Pablo Castells, Rosie Jones, and Tetsuya Sakai, editors, *SIGIR '21: The 44th International ACM SIGIR Conference on Research and Development in Information Retrieval, Virtual Event, Canada, July 11-15, 2021*, pages 2356–2362. ACM, 2021. doi: 10.1145/3404835.3463238. URL <https://doi.org/10.1145/3404835.3463238>.
- Philip Osborne, Heido Nömm, and André Freitas. A survey of text games for reinforcement learning informed by natural language. *Trans. Assoc. Comput. Linguistics*, 10:873–887, 2022. URL <https://transacl.org/ojs/index.php/tac/article/view/3595>.
- Xavier Puig, Kevin Ra, Marko Boben, Jiaman Li, Tingwu Wang, Sanja Fidler, and Antonio Torralba. Virtualhome: Simulating household activities via programs. In *2018 IEEE Conference on Computer Vision and Pattern Recognition, CVPR 2018, Salt Lake City, UT, USA, June 18-22, 2018*, pages 8494–8502. Computer Vision Foundation / IEEE Computer Society, 2018. doi: 10.1109/CVPR.2018.00886. URL [http://openaccess.thecvf.com/content\\_cvpr\\_2018/html/Puig\\_VirtualHome\\_Simulating\\_Household\\_CVPR\\_2018\\_paper.html](http://openaccess.thecvf.com/content_cvpr_2018/html/Puig_VirtualHome_Simulating_Household_CVPR_2018_paper.html).
- Tianlin Shi, Andrej Karpathy, Linxi Fan, Jonathan Hernandez, and Percy Liang. World of bits: An open-domain platform for web-based agents. In Doina Precup and Yee Whye Teh, editors, *Proceedings of the 34th International Conference on Machine Learning, ICML 2017, Sydney, NSW, Australia, 6-11 August 2017*, volume 70 of *Proceedings of Machine Learning Research*, pages 3135–3144. PMLR, 2017. URL <http://proceedings.mlr.press/v70/shi17a.html>.
- Mohit Shridhar, Lucas Manuelli, and Dieter Fox. Cliport: What and where pathways for robotic manipulation. In Aleksandra Faust, David Hsu, and Gerhard Neumann, editors, *Conference on Robot Learning, 8-11 November 2021, London, UK*, volume 164 of *Proceedings of Machine Learning Research*, pages 894–906. PMLR, 2021a. URL <https://proceedings.mlr.press/v164/shridhar22a.html>.
- Mohit Shridhar, Xingdi Yuan, Marc-Alexandre Côté, Yonatan Bisk, Adam Trischler, and Matthew J. Hausknecht. Alfworld: Aligning text and embodied environments for interactive learning. In *9th International Conference on Learning Representations, ICLR 2021, Virtual Event, Austria, May 3-7, 2021*. OpenReview.net, 2021b. URL <https://openreview.net/forum?id=0IOX0YcCdTn>.
- Daniel Toyama, Philippe Hamel, Anita Gergely, Gheorghe Comanici, Amelia Glaese, Zafarali Ahmed, Tyler Jackson, Shibl Mourad, and Doina Precup. Androidenv: A reinforcement learning platform for android. *CoRR*, abs/2105.13231, 2021. URL <https://arxiv.org/abs/2105.13231>.
- Bryan Wang, Gang Li, Xin Zhou, Zhouong Chen, Tovi Grossman, and Yang Li. Screen2words: Automatic mobile UI summarization with multimodal learning. In Jeffrey Nichols, Ranjitha Kumar, and Michael Nebeling, editors, *UIST '21: The 34th Annual ACM Symposium on User Interface Software and Technology, Virtual Event, USA, October 10-14, 2021*, pages 498–510. ACM, 2021. doi: 10.1145/3472749.3474765. URL <https://doi.org/10.1145/3472749.3474765>.
- Bryan Wang, Gang Li, and Yang Li. Enabling conversational interaction with mobile UI using large language models. *CoRR*, abs/2209.08655, 2022. doi: 10.48550/arXiv.2209.08655. URL <https://doi.org/10.48550/arXiv.2209.08655>.
- Jason Wei, Xuezhi Wang, Dale Schuurmans, Maarten Bosma, Ed H. Chi, Quoc Le, and Denny Zhou. Chain of thought prompting elicits reasoning in large language models. *CoRR*, abs/2201.11903, 2022. URL <https://arxiv.org/abs/2201.11903>.
- Shunyu Yao, Howard Chen, John Yang, and Karthik Narasimhan. Webshop: Towards scalable real-world web interaction with grounded language agents. *CoRR*, abs/2207.01206, 2022. doi: 10.48550/arXiv.2207.01206. URL <https://doi.org/10.48550/arXiv.2207.01206>.

Zihan Zhao, Lu Chen, Ruisheng Cao, Hongshen Xu, Xingyu Chen, and Kai Yu. TIE: topological information enhanced structural reading comprehension on web pages. In Marine Carpuat, Marie-Catherine de Marneffe, and Iván Vladimir Meza Ruíz, editors, *Proceedings of the 2022 Conference of the North American Chapter of the Association for Computational Linguistics: Human Language Technologies, NAACL 2022, Seattle, WA, United States, July 10-15, 2022*, pages 1808–1821. Association for Computational Linguistics, 2022. doi: 10.18653/v1/2022.naacl-main.132. URL <https://doi.org/10.18653/v1/2022.naacl-main.132>.

Denny Zhou, Nathanael Schärli, Le Hou, Jason Wei, Nathan Scales, Xuezhi Wang, Dale Schuurmans, Olivier Bousquet, Quoc Le, and Ed H. Chi. Least-to-most prompting enables complex reasoning in large language models. *CoRR*, abs/2205.10625, 2022. doi: 10.48550/arXiv.2205.10625. URL <https://doi.org/10.48550/arXiv.2205.10625>.

## Checklist

1. For all authors...
  - (a) Do the main claims made in the abstract and introduction accurately reflect the paper’s contributions and scope? **[TODO]**
  - (b) Did you describe the limitations of your work? **[TODO]**
  - (c) Did you discuss any potential negative societal impacts of your work? **[TODO]**
  - (d) Have you read the ethics review guidelines and ensured that your paper conforms to them? **[TODO]**
2. If you are including theoretical results...
  - (a) Did you state the full set of assumptions of all theoretical results? **[TODO]**
  - (b) Did you include complete proofs of all theoretical results? **[TODO]**
3. If you ran experiments (e.g. for benchmarks)...
  - (a) Did you include the code, data, and instructions needed to reproduce the main experimental results (either in the supplemental material or as a URL)? **[TODO]**
  - (b) Did you specify all the training details (e.g., data splits, hyperparameters, how they were chosen)? **[TODO]**
  - (c) Did you report error bars (e.g., with respect to the random seed after running experiments multiple times)? **[TODO]**
  - (d) Did you include the total amount of compute and the type of resources used (e.g., type of GPUs, internal cluster, or cloud provider)? **[TODO]**
4. If you are using existing assets (e.g., code, data, models) or curating/releasing new assets...
  - (a) If your work uses existing assets, did you cite the creators? **[TODO]**
  - (b) Did you mention the license of the assets? **[TODO]**
  - (c) Did you include any new assets either in the supplemental material or as a URL? **[TODO]**
  - (d) Did you discuss whether and how consent was obtained from people whose data you’re using/curating? **[TODO]**
  - (e) Did you discuss whether the data you are using/curating contains personally identifiable information or offensive content? **[TODO]**
5. If you used crowdsourcing or conducted research with human subjects...
  - (a) Did you include the full text of instructions given to participants and screenshots, if applicable? **[TODO]**
  - (b) Did you describe any potential participant risks, with links to Institutional Review Board (IRB) approvals, if applicable? **[TODO]**
  - (c) Did you include the estimated hourly wage paid to participants and the total amount spent on participant compensation? **[TODO]**

Table 3: Mapping from VH Node Class to HTML Tag

| VH node class | HTML tag class      |
|---------------|---------------------|
| *TextView     | p                   |
| *Button       | button              |
| *MenuItemView | button              |
| *ImageView    | img                 |
| *IconView     | img                 |
| *Image        | img                 |
| *EditText     | input (type="text") |
| others        | div                 |

Table 4: Mapping from VH Properties to HTML Attributes. The `resource-id` property usually consists of three parts: the package name, the element class, and the element name. Only the element name is used for the converted `class` attribute, which is following Wang et al. [2022].

| VH property               | HTML attribute     |
|---------------------------|--------------------|
| <code>resource-id</code>  | <code>class</code> |
| <code>content-desc</code> | <code>alt</code>   |

## A Details of the Mapping Relation From VH to HTML

Tab. 3 depicts how the different classes of VH nodes are mapped to the HTML tags. Tab. 4 depicts how the VH node properties are mapped to the HTML element attributes.

## B Case Study

Two typical cases in the evaluation are presented in the appendix. Here the elements are referenced by its text content or description instead of element id in the HTML representation for a better readability.

Instruction:

Access the article "How to Research a Stock"

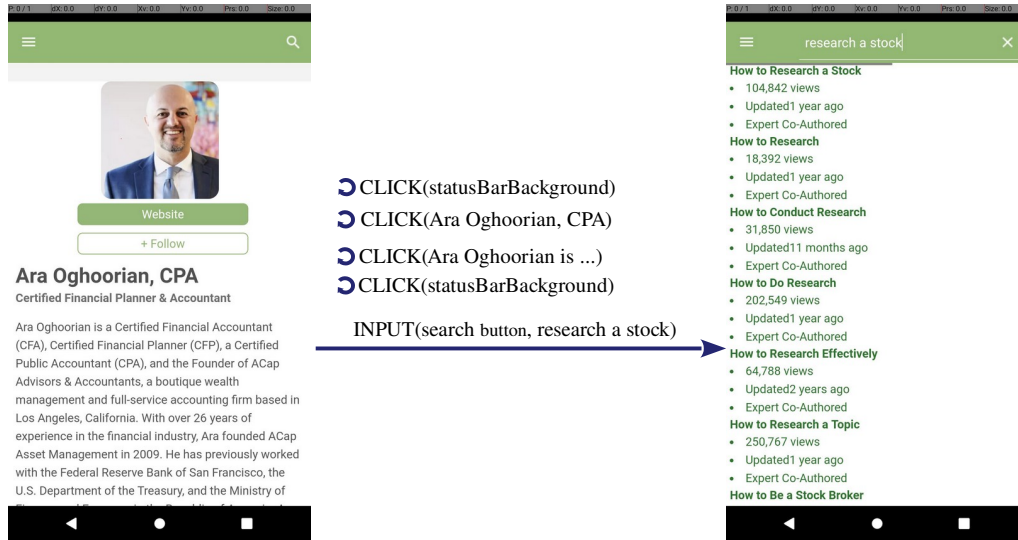


Figure 5: A Case that the LLM-based Agent Gets Out of the Cycle of Wrong Actions. After repeating some wrong `CLICK`s for several steps, the agent managed to get out of the cycle and perform the proper action reach the next page from the current one.

Instruction:

Access the article "How to Get a Loan Without Private Mortgage Insurance (PMI)"

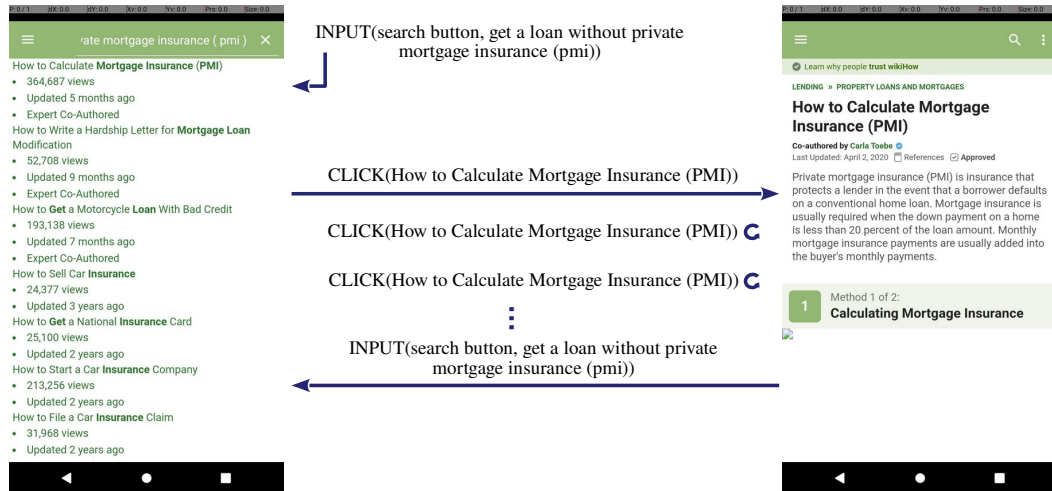


Figure 6: A Case that the LLM-base Agent Failed Because of Improper Search Keywords. The agent refused to try some different keywords after failing to reach the target.