

Self-Supervised Sentence Compression for Meeting Summarization

Haochen Tan¹, Han Wu¹, Wei Shao¹, Xinyun Zhang²

Mingjie Zhan³, Zhaohui Hou³, Ding Liang³, Linqi Song^{1*}

¹Department of Computer Science, City University of Hong Kong

² Department of Computer Science and Engineering, The Chinese University of Hong Kong

³SenseTime Research

haochetan2-c@my.cityu.edu.hk

linqi.song@cityu.edu.hk

Abstract

The conventional summarization model often fails to capture critical information in meeting transcripts, as meeting corpus usually involves multiple parties with lengthy conversations and is stuffed with redundant and trivial content. To tackle this problem, we present SVB, an effective and efficient framework for meeting summarization that ‘compress’ the redundancy while preserving important content via three processes: sliding-window dialogue restoration and Scoring, channel-wise importance score Voting, and relative positional Bucketing. Specifically, under the self-supervised paradigm, the sliding-window scoring aims to rate the importance of each token from multiple views. Then these ratings are aggregated by channel-wise voting. Tokens with high ratings will be regarded as salient information and labeled as *anchors*. Finally, to tailor the lengthy input to an acceptable length for the language model, the relative positional bucketing algorithm is performed to retain the anchors while compressing other irrelevant contents in different granularities. Without large-scale pre-training or expert-grade annotating tools, our proposed method outperforms previous state-of-the-art approaches. A vast amount of evaluations and analyses are conducted to prove the effectiveness of our method.

1 Introduction

Although numerous achievements have been made in the well-structured text abstractive summarization (Nallapati et al., 2016; See et al., 2017a; Zhang et al., 2020a; Liu* et al., 2018; Lewis et al., 2020), many algorithms and models are still stretched in limit in meeting minutes generation tasks. Different from well-structured text, e.g., news (Hermann et al., 2015) or encyclopedia, meeting transcripts are inherently deficient in quality because they are

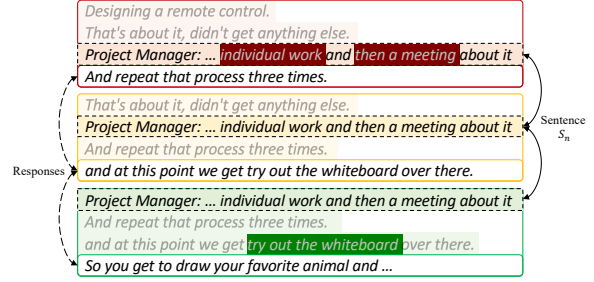


Figure 1: For context-response generation, with a sliding-window of size 3, a sentence S_n will act as the context three times given different target responses. In the first window, tokens in S_n contribute significantly to recovering the response, while the restoration depends on other contexts in the rest two windows.

mostly transcribed by automated speech recognition models. Therefore, the scattering of the salient information in extraordinarily noisy and long meeting texts (Zechner, 2002) put tremendous strain on the abstractive summarization techniques. It is challenging for language models to handle long meeting transcripts and, more importantly, accurately capture the crucial content in such long texts.

Several works have been proposed to tackle the above issues. To adapt the language model with the long input, long-sequence processing techniques (Beltagy et al., 2020; Tay et al., 2020; Zhong et al., 2022) and hierarchical learning (Zhu et al., 2020; Rohde et al., 2021) are well-explored. However, these approaches focus on the attention mechanism (Bahdanau et al., 2014; Kim et al., 2017; Vaswani et al., 2017) or the network architecture, but are not designed to capture the critical information from the meeting transcripts. To tailor the input to an acceptable length, sentence compression (Shang et al., 2018a) and coarse-to-fine generation (Zhang et al., 2022) are also developed, while the error propagation in intermediate steps severely limits their performance. To distinguish the salient information, Feng et al. (2021b) adopt DialoGPT (Zhang et al., 2020b) to annotate the

*Corresponding author.

contents with high token-wise loss as keywords. However, taking the token-wise loss as the criterion would label the unpredictable contents, such as irrelevant pauses, interruptions, and transcription errors, as critical information. Consequently, the question is naturally raised - How can we precisely capture the salient contents from noisy and lengthy meeting transcripts, and summarize them with conventional language models?

To alleviate this problem, we propose **SVB**, an effective and efficient meeting summarization framework with sliding-window recovery and **Scoring**, channel-wise **Voting**, and relative positional **Bucketing**. This framework compresses the redundancy while preserving the crucial information in the long meeting texts via the importance scoring, voting, and bucketing process. Specifically, **sliding-window recovery and scoring** aims to rate the contents in the meeting transcripts in terms of importance from multiple perspectives. By reconstructing the response with the context in a self-supervised manner, we retrace how much each token in context contributes to the recovery of the response. The purpose of the **channel-wise voting** is to aggregate the contributions of each token from multiple views and then select the most critical tokens as *anchors*. To enable the conventional language models to process lengthy meeting transcripts, **relative positional bucketing** compresses the long input with high fidelity by preserving the anchors and dynamically condensing non-anchor tokens with ever-changing compression rates. After the importance-correlated compression of the input, standard models that accept regular length input (e.g., 1024) could be used to summarize the meeting transcripts.

The experimental results on AMI (Mccowan et al., 2005) and ICSI (Janin et al., 2003) show that SVB outperforms previous state-of-the-art approaches and surpasses a strong baseline pre-trained with large-scale dialogue corpus and tasks. Extensive experiments and analyses are conducted to verify the effectiveness of each process of our approach. To sum up, our contributions are as follows: (1) We propose the SVB, an efficient and accurate framework for long-text meeting transcripts summarization; (2) Without external annotating tools or large-scale pre-training corpus and tasks, our method can efficiently generate meeting minutes with conventional pre-trained language models (PLMs); (3) Extensive experiments demonstrate the

effectiveness of our framework.

2 Methods

The main architecture is shown in Figure 2. The following will illustrate SVB’s architecture, including the sliding-window recovery and scoring, channel-wise voting, and relative positional bucketing.

2.1 Sliding-window Recovery and Scoring

To resolve the issue that language models have difficulty capturing essential contents in noisy long texts, we propose a sliding-window recovery and scoring method. By reconstructing the response with the context in a self-supervised manner, we retrace how much each token in context contributes to the recovery of the response.

Sliding-window Recovery Figure 2 demonstrates that meeting transcripts are split into a set of m complete sentences $\{S_0, S_1, \dots, S_m\}$. For each S_i to be recovered, we limit the number of the input history with sliding windows of size c . We construct a sub-dataset that contains of m $\{S_{[\max(0, i-c):i-1]}, S_i\}$ pairs, for $i \in [2 : m]$. A special token [EOM] is added to the end of the meeting transcripts, which forces the language model to predict the end of the meeting based on the context, and also ensure that the last sentence S_m is parsed by the sliding-window. We slide the window from S_0 to S_m and train the language model to recover the response S_i as closely as possible with the input $S_{[\max(0, i-c):i-1]}$

Sliding-window Scoring Sliding-window scoring is done in parallel with the sliding-window recovery. We retrace the contribution of each element of the context to the reconstruction of the response, from the perspective of attention weights (Bahdanau et al., 2014; Kim et al., 2017; Vaswani et al., 2017) and gradients. Recap the procedure of the attention mechanism, the cross attention (Vaswani et al., 2017) is formulated as:

$$Attention(Q, K, V) = softmax(\frac{QK^T}{\sqrt{d_k}})V, \quad (1)$$

where Q is the representation of the response to be generated in the decoder, K , and V are the memories and values that come from encoded contexts. Each row in matrix $softmax(QK^T)$ indicates how the response attends to the context. Inspired by the works that adopt the attention and

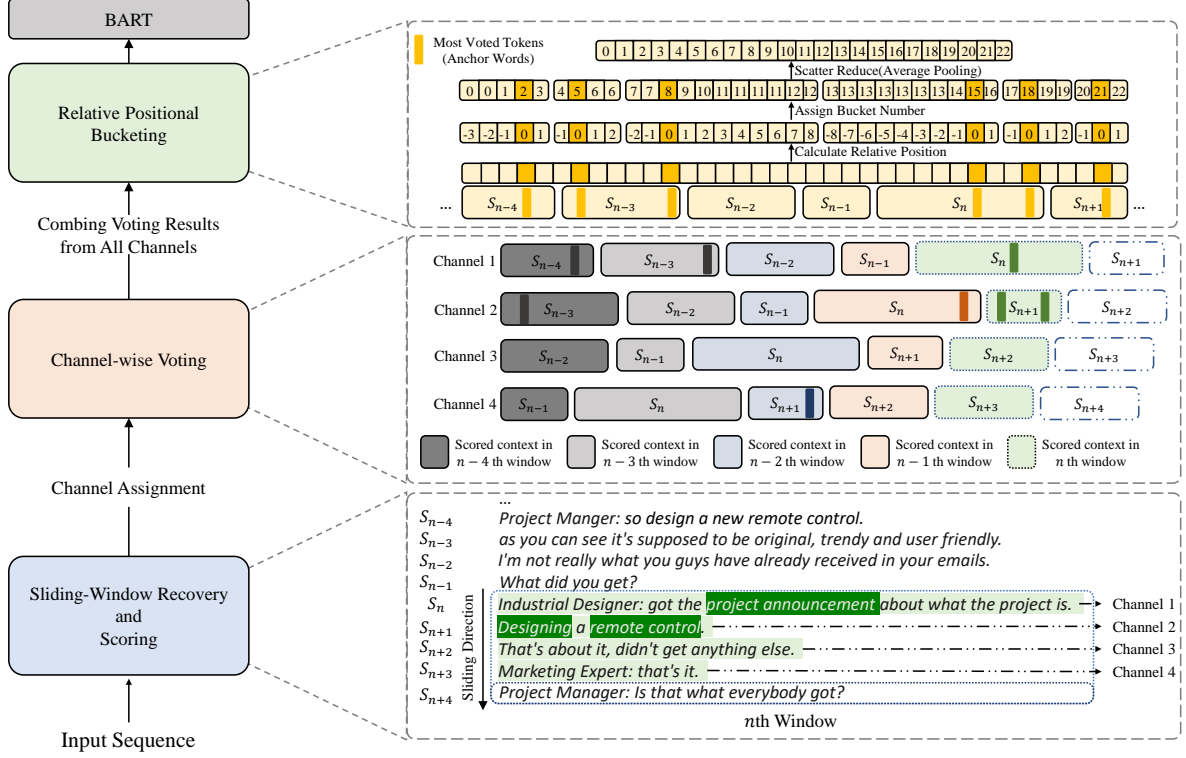


Figure 2: The main architecture of our framework. First, scoring the importance of the context is done in parallel with the process of reconstructing the response using the context. Then the scored context will be assigned to different channels based on their position in the sliding-window. Next, by combining the voting results of different channels, the most voted tokens will be selected as anchor tokens. Finally, relative positional bucketing algorithms that retain the anchors but compress other tokens will be applied to compress the input embedding.

gradients to retrace which part of the input drives the model to make predictions (Jain et al., 2020; Kindermans et al., 2016; Atanasova et al., 2020; Sundararajan et al., 2017), we extract the scaled attention (Serrano and Smith, 2019) $a \nabla a$ from the last cross-attention layer to determine the contribution of each token in contexts $S_{[max(0, i-c):i-1]}$ to the restoration of the response S_i . The scaled attention $a \nabla a$ is denoted as the attention scores a_i scaled by its corresponding gradient $\nabla a_i = \frac{\partial \hat{y}}{\partial a_i}$, where \hat{y} is the model’s prediction. The number of times each token is scored depends on the sliding-window size. As shown in Figure 1, sentence S_n has been involved in three restorations of three different responses, which means each token in S_n is also evaluated three times in terms of the importance score. Therefore, with different targeted responses, each context in the sliding-window is rated from different perspectives.

2.2 Channel-wise Voting

With a sliding-window of size c , each sentence in the meeting transcripts involved in c times reconstruction of c different responses. The purpose of

channel-wise voting is to (1) assign the scored context to corresponding channels according to their position in the sliding-window, and (2) vote the critical tokens within each channel as anchors for further steps. Given the context $S_{[max(0, i-c):i-1]}$ in sliding-window of size c , c channels will be setup. By assigning the scored sentence $\hat{S}_{[i-c+\lambda]}$ to the $\lambda + 1$ -th channel, where $\lambda \in [0 : c)$, after the last sentence S_m parsed by the sliding-window, each channel will keep a copy of scored meeting transcript. By voting the tokens with the high scores within each channel and aggregating the results, part of the contents is selected as the *anchor tokens*. So far, we have captured the salient information in the meeting transcripts.

2.3 Relative Positional Bucketing

Salient information in the meeting transcripts, so-called anchors in our framework, are captured through previous scoring and voting process. For relative positional bucketing, our purpose is to retain all the embeddings of anchors but compress the irrelevant contents depending on the distance to the anchors. We state that the further the to-

Algorithm 1: Relative Positional Bucketing

Input: Relative Positions $\{R_1 \dots R_n\}$
Bucket number b
Max distance d

```
1  $\{B_1, B_2, \dots, B_n\} \leftarrow \emptyset$ 
2  $b \leftarrow b \mid 2$ 
3 for  $i \leftarrow 1$  to  $n$  do
4   if  $R_i > 0$  then
5      $B_i \leftarrow B_i + R_i * b$ 
6    $R_i \leftarrow |R_i|$ 
7 end
8  $v \leftarrow b \mid 2$ 
9 for  $i \leftarrow 1$  to  $n$  do
10  if  $R_i < v$  then
11     $B_i \leftarrow B_i + R_i$ 
12  else
13     $s \leftarrow v + \frac{\log(\frac{R_i}{v})}{\log(d/v)} * (b - v)$ 
14     $s \leftarrow \min(s, b - 1)$ 
15     $B_i \leftarrow B_i + s$ 
16  end
17 end
```

Output: Bucket Number $\{B_1, B_2, \dots, B_n\}$

ken is away from the anchors, the lower the correlation between the token and the anchor. As shown in Figure 2, after a set of anchor tokens with indexes $\{t_0, t_1, \dots, t_n\}$ are selected, we take the middle point of the neighboring anchor points $\{\frac{t_1-t_0}{2} + t_0, \frac{t_2-t_1}{2} + t_1, \dots, \frac{t_n-t_{n-1}}{2} + t_{n-1}\}$ as the cut-off indexes. The sequence will be clipped into segments based on these indexes. By doing so, each segment will contain an anchor token. Recap the relative positional encoding in (Shaw et al., 2018; Huang et al., 2019), given a segment contains token $\{c_0, c_1, \dots, c_n\}$, the position of each token relative to the anchor c_i can be derived as $\{-i, -i+1, -i+2, \dots, n-i\}$. Inspired by the relative positional encoding in T5 (Raffel et al., 2020), for a segment, given a sequence $\{R_1, \dots, R_n\}$ which represents the positions of tokens relative to the anchor, we calculate the number of the bucket assigned to each token $\{B_1, B_2, \dots, B_n\}$ according to algorithm 1.

The size of the assigned buckets varies with the distance between the token and the anchor. The closer to the anchor tokens, the smaller the assigned buckets are. For the embedding of anchor tokens, the size of the assigned buckets is always 1. Given

a maximum distance d , all token embeddings outside the anchors with distance d will be uniformly assigned to the same bucket. Average pooling (Lecun et al., 1989; Lecun et al., 1998) will be applied to the token embeddings that share the same buckets, which condense the length of the input. Finally, all the compressed embeddings will be concatenated and fed into the summarization model that accepts regular-length input, e.g., 1024 for BART. These processes can be considered dynamic compression, where the embeddings of salient information are preserved.

3 Experiments

3.1 Setup

Dataset & Preprocessing We evaluate our framework on two meeting summarization datasets, AMI (Mccowan et al., 2005) and ICSI (Janin et al., 2003). AMI is a dataset of business project meeting scenarios that contains 137 transcripts. The average length of input and target length is 6,007 and 296, respectively. ICSI is aimed at academic discussion scenarios, where professors and other students have discussions with each other. The average length of input and target reaches 13,317 and 488.5, respectively, while only 59 meeting transcripts are included. Following the preprocessing pipeline proposed in Shang et al. (2018a), we split the data into training/development/testing sets with the list provided in (Shang et al., 2018b): 97/20/20 for AMI and 42/11/6 for ICSI. Besides the meeting minutes, decisions, actions (progress in the ICSI), and problems encountered in the meeting are included in the golden summarization. The filter words in the meeting transcripts have been removed during our preprocess stage, and extra spaces and punctuation removal are also adopted to clean the data further.

Baseline & Metric BART (Lewis et al., 2020) is selected as both the baseline and backbone. BART-CNN that finetuned on the CNN-Daily Mail (Hermann et al., 2015) is also evaluated. Sentence Gated (Goo and Chen, 2018) utilizes the dialogue acts to generate summaries. PGNet (See et al., 2017b) is a traditional approach that summarizes the meeting with the pointer network. HMnet (Zhu et al., 2020) adopts cross-domain pre-training before summarizing with a hierarchical attention mechanism. HAT (Rohde et al., 2021) performs a hierarchical attention transformer-based architecture. DDAMS (Feng et al., 2021a) incorporates dis-

Model	AMI			ICSI		
	R-1	R-2	R-L	R-1	R-2	R-L
<i>Backbone</i>						
BART-large (Lewis et al., 2020)($l = 3072$)	49.99	16.95	47.79	43.70	9.77	41.34
BART-large-CNN (Lewis et al., 2020)($l = 3072$)	50.46	17.00	48.28	46.06	10.38	43.86
<i>LSTM and RNN</i>						
PGNet (See et al., 2017b)	42.60	14.01	22.62*	35.89	6.92	15.67*
Sentence-Gated (Goo and Chen, 2018)	49.29	19.31	24.82*	39.37	9.57	17.17*
<i>Language Model as Annotator</i>						
PGN (Feng et al., 2021b)	50.91	17.75	24.59*	-	-	-
<i>Transformers</i>						
HMNet (Zhu et al., 2020)($l = 8192$)	52.36	18.63	24.00*	45.97	10.14	18.54*
HAT-BART (Rohde et al., 2021)($l = 3072$)	52.27	20.15	50.57	43.98	10.83	41.36
DDAMS (Feng et al., 2021a)($l = 15000$)	53.15	22.32	25.67*	40.41	11.02	19.18*
Summ^N (Zhang et al., 2022)	53.44	20.30	51.39	45.57	11.49	43.32
<i>Large-Scale Dialogue-Specific Pre-train</i>						
DialogLM (Zhong et al., 2022)($l = 5120$)	54.49	20.03	51.92	49.25	12.31	46.80
<i>Ours</i>						
SVB ($l = 1024$)	54.06	21.02	52.07	50.28	13.24	47.15
SVB-CNN ($l = 1024$)	54.99	20.98	52.40	49.61	12.20	46.97

Table 1: The performance on AMI and ICSI. l is the maximum number of input tokens for the corresponding model. * denotes the metrics is calculated without sentence split. SVB takes the BART-large as backbone, while the backbone of SVB-CNN is BART-large-CNN.

course information to learn the diverse relationship among utterances. Summ^N (Zhang et al., 2022) performs the split-then-summarize in multi-stage for lengthy input. Feng et al. (2021b) employs DialogGPT as the annotator to label the keywords and topics in the meeting transcripts. Besides, DialogLM (Zhong et al., 2022) pre-trained on large-scale dialogue-related corpus and tasks are also compared to show our efficiency. All approaches are evaluated with ROUGE (Lin, 2004), namely ROUGE-1, ROUGE-2, and ROUGE-L.

Implementation Details For BART, the released checkpoints in Huggingface’s Transformers (Wolf et al., 2020) are loaded. We initialize the SVB with BART-large checkpoints, and the parameters in SVB-CNN are initialized by BART-large-CNN. For sliding-window recovery, the context window size is set to 8. As for the training process of the sliding-window recovery, models are required to train 2,300 steps on the AMI and 1,500 steps on the ICSI with a learning rate of $5e-5$ and a total batch size of 256. No sliding-window scoring will be performed during the training of the recovery. After the training, the model reconstructs the meeting transcripts and extracts 6.4% anchor words from the meeting transcripts with sliding-window scoring. The total bucket number equals the maximum

acceptable input of the backbone. For BART, the number is 1024. The bucket number for each segment depends on the segment length ratio to the total length. For the summarization model, the learning rate is set as $3e-5$ with a total batch size of 64. Note that SVB is trained only on AMI and ICSI without any external data or tools used.

3.2 Meeting Summarization

Table 1 shows the ROUGE scores on AMI and ICSI. Compared to the backbone BART-large and BART-large-CNN, our framework outperforms the baselines across the board. Specifically, against the BART-large model, a significant improvement (ROUGE-1 $49.99 \rightarrow 54.06$) on AMI is achieved by our model, while more significant gains are obtained on ICSI (ROUGE-1 $43.70 \rightarrow 50.28$). This is because ICSI has a longer context than AMI, exceeding 10K words on average. This result exhibits the outstanding capacity of our model to tackle extreme-length inputs. When changing the backbone into BART-large-CNN, further improvements are observed in the AMI dataset. Also as a method without large-scale dialogue-specific pre-training, our SVB-CNN outperforms the previous state-of-the-art approach, Summ^N, by about 1.5 ROUGE-1 score on AMI, and 4 ROUGE-1 score on ICSI. In

Model	AMI		
	R-1	R-2	R-L
SVB-CNN	54.99	20.98	52.40
Substitute - Random			
25%	52.47	19.12	50.33
50%	52.84	19.74	52.14
75%	51.03	18.81	48.76
Substitute - High Frequency			
25%	53.60	20.32	51.33
50%	53.38	20.15	51.15
75%	52.84	20.70	50.75
Deletion - Random			
25%	51.42	20.10	49.42
50%	51.79	19.26	50.04
75%	49.97	18.78	48.32
Deletion - Sorted Fraction			
0%-25%	49.10	17.76	47.03
25%-50%	50.97	17.28	48.89
50%-75%	53.48	20.57	51.18
75% - 100 %	53.19	21.30	51.20

Table 2: Ablation studies on the substitution and deletion of anchor tokens

addition, it is worth noting that even when comparing our method with DialogLM, which has been pre-trained on large-scale dialogue-specific corpus and tasks and requires more time-consuming and computation resources (200K steps is enough to pre-train a language model from scratch), the advantages are still pronounced in ICSI datasets with more extended input. The results demonstrate that SVB empowers conventional language models to handle lengthy meeting transcripts by focusing on salient information and compressing irrelevant content. Without extending the models’ acceptable input length, SVB enables the conventional language model to summarize the meeting transcripts with less memory consumption.

4 Ablation Studies

In this section, we conduct ablation studies to show the effectiveness of the scoring mechanism, channel-wise voting, and relative positional bucketing. Ablation on the re-usage of the context-response recovery model is shown in Appendix A.

4.1 Importance Scoring

First, we study the effect of importance scoring. To prove that the tokens selected by our scoring mechanism are critical, we conduct studies on the

Model	AMI		
	R-1	R-2	R-L
Scaled Attention	54.99	20.98	52.40
Attention	52.08	18.96	50.79
Gradient	53.41	20.35	50.80
Token-wise Loss	52.02	19.61	50.13
Random	50.84	18.64	48.88

Table 3: Ablation studies on different importance scoring approaches

following settings: (1) By deleting or substituting the selected anchor tokens with a different ratio, we observe the changes in the performance. (2) We test the framework with different indicators of importance, including the attention weights, the gradient of the attention weights, random scoring, and token-wise loss similar to [Feng et al. \(2021b\)](#), which uses r percentage of words with the highest loss as keywords. (3) We extract and visualize the heatmap of our approach to see if the anchor words are precisely those we need. (4) We investigate, for each scoring algorithm, how many anchor tokens are needed to get acceptable performance.

Anchor Deletion and Substitution For substitution, we take two measures. One is to replace the anchor tokens with other tokens randomly sampled from the meeting transcript, and the other is to replace anchors with high-frequency tokens. For anchor token deletion, there are also two different strategies. One is to delete the anchor tokens randomly, the other is to sort the anchors in descending orders of importance score and divide them into four fractions. Then, we remove one at a time to observe the performance change. The results in Table 2 show that both the substitution and the deletion of the anchor words cause defects to the performance. Specifically, when randomly substituting the anchor tokens with the others, a plunge of the ROUGE-1 scores could be observed ($54.99 \rightarrow 52.47$). Although the score improves slightly after replacing anchors with high-frequency tokens, the performance still falls far short of anchor tokens. This indicates that anchor tokens selected by our framework are informative and play irreplaceable roles. This phenomenon is even more evident in the random removal of the anchor tokens. Results on the performance of different percentages of anchor tokens also show that our framework produces strongly importance-correlated rankings.

Attention, Gradient, and Token-wise Loss We conduct an ablation study on different types of scoring indicators, namely the attention weights, gradients of the attention, and token-wise loss. Attention weights and their corresponding gradients are extracted from the last transformer layer of the model. As for the token-wise loss, different from our framework that treats the response as a query to rate the importance of the context, this approach scores the response directly according to the generation loss:

$$l = -\log\left(\frac{\exp(\hat{t}, t)}{\sum_{v=1}^V \exp(\hat{t}, v)}\right), \quad (2)$$

where \hat{t} is the generated token, t is the ground truth, and V is the vocabulary size. Similar to our setting, all the methods extract 6.4% tokens as anchors.

As shown in Table 3, scaled attention achieves the best performance on AMI. The performance of the gradient is comparable with the scaled attention, while there are sharp decreases when switching the scaled attention to attention weights and token-wise loss. These results demonstrate that scaled attention weights are more importance-correlated than the others. This finding is consistent with Chrysostomou and Aletras (2022); Serrano and Smith (2019)

Visualization To validate the rationality of each importance scoring approach, we visualized some ratings of the context in the meeting transcripts. Figure 3 shows the heatmap for each scoring method given the response “*if that’s possible, we might consider getting into it*” that being recovered, the word “it” in the text refers to voice recognition and some cutting-edge technologies. This excerpt is from a meeting transcript that discusses the need to include voice recognition in the remote controls. As shown in the middle of Figure 3, most of the recovered tokens assign high attention scores to punctuation in the context, which indicates that the attention weights do not truly reflect the importance of the context. The bottom part of Figure 3 demonstrates that a portion of essential contents can be selected based on the gradients. However, there is also a large amount of irrelevant content that is given a high weight, which makes the gradient value not a satisfactory indicator of importance. The heatmap of scaled attention weights at the top of Figure 3 indicates that it could detect important content accurately. Tokens such as “pay more for voice recognition”, and “cutting edge technology in remote control” are assigned with high scores.

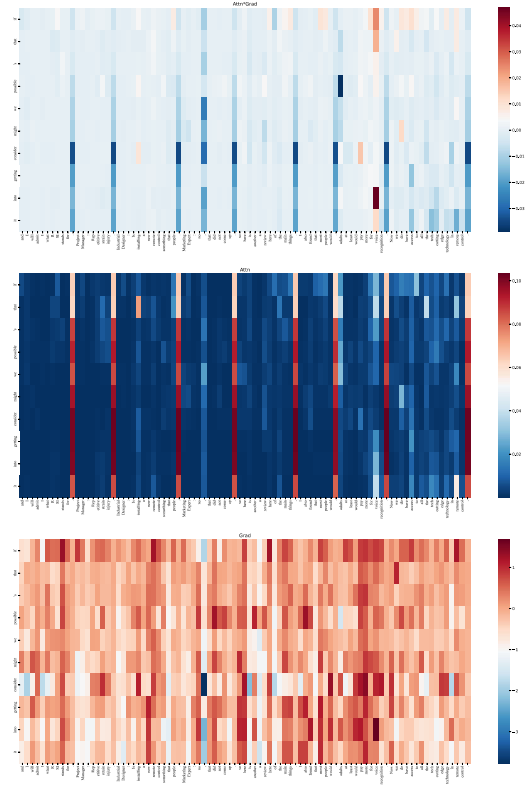


Figure 3: Visualization of the heatmap. From top to bottom are heatmaps of scaled attention, gradient, and attention weights, respectively.

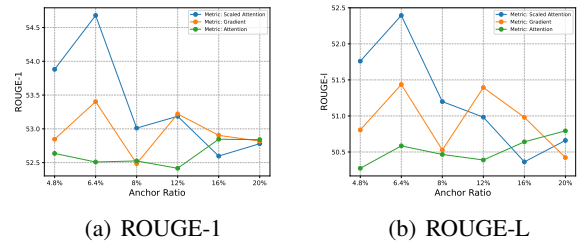


Figure 4: Trend of ROUGE score of different methods with increasing anchor ratio

At the same time, most other contents was given a very low rating, especially for punctuation. The visualization of the results provides a more intuitive picture of our framework’s ability to capture key points, which further explains the better performance of our framework.

Number of anchors We conduct the ablation studies on how the number of anchors influences the framework’s performance, as shown in Figure 4. We gradually increase the number of anchor points and observe the change in the ROUGE score. Unexpectedly, the total number of anchors is not as high as it could be; on the contrary, the performance degradation could be observed by increas-

Model	Aggregation	AMI		
		R-1	R-2	R-L
SVB	Vote	54.06	21.01	52.07
	Avg	52.56	20.12	50.34
SVB-CNN	Vote	54.99	20.98	52.40
	Avg	53.88	20.61	51.77

Table 4: Ablation study on channel aggregation

Truncation	AMI		
	R-1	R-2	R-L
Bucketing	54.99	20.98	52.40
Right	50.46	17.00	48.28
Middle	51.18	19.40	50.78
Left	50.59	18.32	48.34
Random	48.79	18.03	47.13
Hard truncation	51.90	18.00	49.93

Table 5: Ablation study on bucketing and truncation

ing the number of anchor tokens. We state that this phenomenon occurs because the total number of buckets is limited to 1024. The more anchor tokens there are, the fewer buckets the other tokens can share. Thus the over-compressed context leads to performance degradation. Another phenomenon that can be observed is that our method can get a very strong performance with fewer top-ranked tokens. In comparison, the other two methods need to add more anchor tokens to achieve acceptable performance, which reflects that our approach effectively captures the salient information.

4.2 Channel-wise Voting

We conduct an ablation study on two channel score aggregation methods: voting (default) and channel-wise averaging. Results in Table 4 show that the performance of channel-wise voting is better than the channel-wise averaging. We attribute this to the fact that channel-wise averaging disrupts our multi-perspective mechanism. This result is consistent with our motivation that channel-wise voting brings multiple horizons to the choice of anchor tokens. Hence, channel-wise voting is genuinely required and benefits the filtering of the anchor tokens.

4.3 Bucketing and Truncation

Our bucketing strategy could be treated as “soft-truncation” that compresses contents selectively instead of directly truncating the sequence brutally. A comparison between bucketing and truncation is carried out to justify the compression process. Hard truncation that keeps only top-30% anchors

is also tested. Significant performance degradation can be observed in Table 5 when employing the “hard-truncation”. This suggests that it is more sensible to compress sequences dynamically according to importance than to truncate them in a brutal way. Nevertheless, cutting sequences based on the anchor points still outperforms the direct left/right/middle truncation. These results further prove that the anchors are informative tokens.

5 Related Work

Long-sequence processing techniques such as sliding-window attention (Beltagy et al., 2020), sparse sinkhorn attention (Tay et al., 2020), and hierarchical learning (Zhu et al., 2020; Rohde et al., 2021) are well-explored. These approaches target specifically lengthy input but ignore capturing salient information. Sentence compression (Shang et al., 2018a) and coarse-to-fine generation (Zhang et al., 2022) are developed to tailor the input length. However, the error propagation in intermediate steps severely limits their performance.

Meanwhile, language models have gradually equipped with dialogue acts (Goo and Chen, 2018), discourse relationship (Feng et al., 2021a), coreference resolution (Liu et al., 2021), and topic-segmentation (Liu et al., 2019; Li et al., 2019; Feng et al., 2021b). Despite the modest advances, these methods require external annotating tools or expert-grade annotators to accomplish the task. Feng et al. (2021b) employ the DialogGPT (Zhang et al., 2020b) as an annotator to capture keywords and topics. Despite the performance, adopting the token-wise loss to label keywords needs to be considered more deeply.

Additionally, cross-domain (Zhu et al., 2020) and dialogue-specific pre-training (Zhong et al., 2022) are utilized. However, large-scale datasets, excessive optimization steps, and sufficient computational resources are necessities and luxuries.

6 Conclusion

In this paper, we propose SVB, an efficient framework for meeting summarization. Sliding-window scoring, channel-wise importance voting, and relative positional bucketing are adopted by our proposed SVB to compress the lengthy input and capture the salient information. It empowers the conventional language model to be able to summarize meeting transcripts. Without resorting to expert-grade annotation tools or large-scale dialogue-

related corpus and tasks, experimental results show the SVB reaches state-of-the-art performance on two different datasets.

Limitations

Before summarizing the meeting transcripts, our framework needs to process the meeting summarization data into context-response pairs and train our recovering & scoring model on these pairs for a few epochs. Although the time consumed is not long, we still believe that this creates difficulty for the deployment of real-time applications. Such issues should be addressed in our future works.

Ethical Considerations

In this work, we use publicly released datasets to train/dev/test our models. Generally, these previous works have considered ethical issues when creating the datasets. For the datasets we used in this work, we manually checked some samples and did not find any obvious ethical concerns, such as violent or offensive content. We will also release the source code and the well-trained models along with friendly instructions to support its correct use.

References

- Pepa Atanasova, Jakob Grue Simonsen, Christina Lioma, and Isabelle Augenstein. 2020. [A diagnostic study of explainability techniques for text classification](#). In *Proceedings of the 2020 Conference on Empirical Methods in Natural Language Processing (EMNLP)*, pages 3256–3274, Online. Association for Computational Linguistics.
- Dzmitry Bahdanau, Kyunghyun Cho, and Yoshua Bengio. 2014. Neural machine translation by jointly learning to align and translate. *CoRR*, abs/1409.0473.
- Iz Beltagy, Matthew E. Peters, and Arman Cohan. 2020. Longformer: The long-document transformer. *arXiv:2004.05150*.
- George Chrysostomou and Nikolaos Aletras. 2022. [An empirical study on explanations in out-of-domain settings](#). In *Proceedings of the 60th Annual Meeting of the Association for Computational Linguistics (Volume 1: Long Papers)*, pages 6920–6938, Dublin, Ireland. Association for Computational Linguistics.
- Xiachong Feng, Xiaocheng Feng, Bing Qin, and Xinwei Geng. 2021a. [Dialogue discourse-aware graph model and data augmentation for meeting summarization](#). In *Proceedings of the Thirtieth International Joint Conference on Artificial Intelligence, IJCAI-21*, pages 3808–3814. International Joint Conferences on Artificial Intelligence Organization. Main Track.
- Xiachong Feng, Xiaocheng Feng, Libo Qin, Bing Qin, and Ting Liu. 2021b. [Language model as an annotator: Exploring DialoGPT for dialogue summarization](#). In *Proceedings of the 59th Annual Meeting of the Association for Computational Linguistics and the 11th International Joint Conference on Natural Language Processing (Volume 1: Long Papers)*, pages 1479–1491, Online. Association for Computational Linguistics.
- Chih-Wen Goo and Yun-Nung (Vivian) Chen. 2018. Abstractive dialogue summarization with sentence-gated modeling optimized by dialogue acts. *2018 IEEE Spoken Language Technology Workshop (SLT)*, pages 735–742.
- Karl Moritz Hermann, Tomas Kocisky, Edward Grefenstette, Lasse Espeholt, Will Kay, Mustafa Suleyman, and Phil Blunsom. 2015. [Teaching machines to read and comprehend](#). In *Advances in Neural Information Processing Systems*, volume 28. Curran Associates, Inc.
- Cheng-Zhi Anna Huang, Ashish Vaswani, Jakob Uszkoreit, Ian Simon, Curtis Hawthorne, Noam Shazeer, Andrew M. Dai, Matthew D. Hoffman, Monica Dinculescu, and Douglas Eck. 2019. [Music transformer](#). In *International Conference on Learning Representations*.
- Sarthak Jain, Sarah Wiegrefe, Yuval Pinter, and Byron C. Wallace. 2020. [Learning to faithfully rationalize by construction](#). In *Proceedings of the 58th Annual Meeting of the Association for Computational Linguistics*, pages 4459–4473, Online. Association for Computational Linguistics.
- A. Janin, D. Baron, J. Edwards, D. Ellis, D. Gelbart, N. Morgan, B. Peskin, T. Pfau, E. Shriberg, A. Stolcke, and C. Wooters. 2003. [The icsi meeting corpus](#). In *2003 IEEE International Conference on Acoustics, Speech, and Signal Processing, 2003. Proceedings. (ICASSP '03)*, volume 1, pages I–I.
- Yoon Kim, Carl Denton, Luong Hoang, and Alexander M. Rush. 2017. [Structured attention networks](#). In *International Conference on Learning Representations*.
- Pieter-Jan Kindermans, Kristof Schütt, Klaus-Robert Müller, and Sven Dähne. 2016. [Investigating the influence of noise and distractors on the interpretation of neural networks](#).
- Y. Lecun, L. Bottou, Y. Bengio, and P. Haffner. 1998. [Gradient-based learning applied to document recognition](#). *Proceedings of the IEEE*, 86(11):2278–2324.
- Yann LeCun, Bernhard Boser, John Denker, Donnie Henderson, R. Howard, Wayne Hubbard, and Lawrence Jackel. 1989. [Handwritten digit recognition with a back-propagation network](#). In *Advances in Neural Information Processing Systems*, volume 2. Morgan-Kaufmann.

- Mike Lewis, Yinhan Liu, Naman Goyal, Marjan Ghazvininejad, Abdelrahman Mohamed, Omer Levy, Veselin Stoyanov, and Luke Zettlemoyer. 2020. [BART: Denoising sequence-to-sequence pre-training for natural language generation, translation, and comprehension](#). In *Proceedings of the 58th Annual Meeting of the Association for Computational Linguistics*, pages 7871–7880, Online. Association for Computational Linguistics.
- Manling Li, Lingyu Zhang, Heng Ji, and Richard J. Radke. 2019. [Keep meeting summaries on topic: Abstractive multi-modal meeting summarization](#). In *Proceedings of the 57th Annual Meeting of the Association for Computational Linguistics*, pages 2190–2196, Florence, Italy. Association for Computational Linguistics.
- Chin-Yew Lin. 2004. [ROUGE: A package for automatic evaluation of summaries](#). In *Text Summarization Branches Out*, pages 74–81, Barcelona, Spain. Association for Computational Linguistics.
- Peter J. Liu*, Mohammad Saleh*, Etienne Pot, Ben Goodrich, Ryan Sepassi, Lukasz Kaiser, and Noam Shazeer. 2018. [Generating wikipedia by summarizing long sequences](#). In *International Conference on Learning Representations*.
- Zhengyuan Liu, Angela Ng, Sheldon Lee, Ai Ti Aw, and Nancy F. Chen. 2019. [Topic-aware pointer-generator networks for summarizing spoken conversations](#). In *2019 IEEE Automatic Speech Recognition and Understanding Workshop (ASRU)*, pages 814–821.
- Zhengyuan Liu, Ke Shi, and Nancy Chen. 2021. [Coreference-aware dialogue summarization](#). In *Proceedings of the 22nd Annual Meeting of the Special Interest Group on Discourse and Dialogue*, pages 509–519, Singapore and Online. Association for Computational Linguistics.
- Ilya Loshchilov and Frank Hutter. 2019. [Decoupled weight decay regularization](#). In *International Conference on Learning Representations*.
- Iain Mccowan, J Carletta, Wessel Kraaij, Simone Ashby, S Bourban, M Flynn, M Guillemot, Thomas Hain, J Kadlec, V Karaiskos, M Kronenthal, Guillaume Lathoud, Mike Lincoln, Agnes Lisowska Masson, Wilfried Post, Dennis Reidsma, and P Wellner. 2005. The ami meeting corpus. *Int’l. Conf. on Methods and Techniques in Behavioral Research*.
- Ramesh Nallapati, Bowen Zhou, Cicero dos Santos, Çağlar Gulçehre, and Bing Xiang. 2016. [Abstractive text summarization using sequence-to-sequence RNNs and beyond](#). In *Proceedings of The 20th SIGNLL Conference on Computational Natural Language Learning*, pages 280–290, Berlin, Germany. Association for Computational Linguistics.
- Colin Raffel, Noam Shazeer, Adam Roberts, Katherine Lee, Sharan Narang, Michael Matena, Yanqi Zhou, Wei Li, and Peter J. Liu. 2020. [Exploring the limits of transfer learning with a unified text-to-text transformer](#). *Journal of Machine Learning Research*, 21(140):1–67.
- Tobias Rohde, Xiaoxia Wu, and Yinhan Liu. 2021. [Hierarchical learning for generation with long source sequences](#). *CoRR*, abs/2104.07545.
- Abigail See, Peter Liu, and Christopher Manning. 2017a. [Get to the point: Summarization with pointer-generator networks](#). In *Association for Computational Linguistics*.
- Abigail See, Peter J. Liu, and Christopher D. Manning. 2017b. [Get to the point: Summarization with pointer-generator networks](#). In *Proceedings of the 55th Annual Meeting of the Association for Computational Linguistics (Volume 1: Long Papers)*, pages 1073–1083, Vancouver, Canada. Association for Computational Linguistics.
- Sofia Serrano and Noah A. Smith. 2019. [Is attention interpretable?](#) In *Proceedings of the 57th Annual Meeting of the Association for Computational Linguistics*, pages 2931–2951, Florence, Italy. Association for Computational Linguistics.
- Guokan Shang, Wensi Ding, Zekun Zhang, Antoine Tixier, Polykarpos Meladianos, Michalis Vazirgiannis, and Jean-Pierre Lorré. 2018a. [Unsupervised abstractive meeting summarization with multi-sentence compression and budgeted submodular maximization](#). In *Proceedings of the 56th Annual Meeting of the Association for Computational Linguistics (Volume 1: Long Papers)*, pages 664–674, Melbourne, Australia. Association for Computational Linguistics.
- Guokan Shang, Wensi Ding, Zekun Zhang, Antoine J.P. Tixier, Polykarpos Meladianos, Michalis Vazirgianis, and Jean-Pierre Lorre. 2018b. *Acl2018 abssumm*. https://bitbucket.org/dascim/acl2018_abssumm/src/master/.
- Peter Shaw, Jakob Uszkoreit, and Ashish Vaswani. 2018. [Self-attention with relative position representations](#). In *Proceedings of the 2018 Conference of the North American Chapter of the Association for Computational Linguistics: Human Language Technologies, Volume 2 (Short Papers)*, pages 464–468, New Orleans, Louisiana. Association for Computational Linguistics.
- Mukund Sundararajan, Ankur Taly, and Qiqi Yan. 2017. [Axiomatic attribution for deep networks](#). In *Proceedings of the 34th International Conference on Machine Learning*, volume 70 of *Proceedings of Machine Learning Research*, pages 3319–3328. PMLR.
- Yi Tay, Dara Bahri, Liu Yang, Donald Metzler, and Da-Cheng Juan. 2020. [Sparse sinkhorn attention](#). In *Proceedings of the 37th International Conference on Machine Learning, ICML’20*. JMLR.org.

Ashish Vaswani, Noam Shazeer, Niki Parmar, Jakob Uszkoreit, Llion Jones, Aidan N. Gomez, Łukasz Kaiser, and Illia Polosukhin. 2017. Attention is all you need. In *Proceedings of the 31st International Conference on Neural Information Processing Systems, NIPS’17*, page 6000–6010, Red Hook, NY, USA. Curran Associates Inc.

Thomas Wolf, Lysandre Debut, Victor Sanh, Julien Chaumond, Clement Delangue, Anthony Moi, Pierric Cistac, Tim Rault, Remi Louf, Morgan Funtowicz, Joe Davison, Sam Shleifer, Patrick von Platen, Clara Ma, Yacine Jernite, Julien Plu, Canwen Xu, Teven Le Scao, Sylvain Gugger, Mariama Drame, Quentin Lhoest, and Alexander Rush. 2020. [Trans-formers: State-of-the-art natural language processing](#). In *Proceedings of the 2020 Conference on Empirical Methods in Natural Language Processing: System Demonstrations*, pages 38–45, Online. Association for Computational Linguistics.

Klaus Zechner. 2002. [Automatic Summarization of Open-Domain Multiparty Dialogues in Diverse Genres](#). *Computational Linguistics*, 28(4):447–485.

Jingqing Zhang, Yao Zhao, Mohammad Saleh, and Peter J. Liu. 2020a. Pegasus: Pre-training with extracted gap-sentences for abstractive summarization. In *Proceedings of the 37th International Conference on Machine Learning, ICML’20*. JMLR.org.

Yizhe Zhang, Siqi Sun, Michel Galley, Yen-Chun Chen, Chris Brockett, Xiang Gao, Jianfeng Gao, Jingjing Liu, and Bill Dolan. 2020b. [DIALOGPT : Large-scale generative pre-training for conversational response generation](#). In *Proceedings of the 58th Annual Meeting of the Association for Computational Linguistics: System Demonstrations*, pages 270–278, Online. Association for Computational Linguistics.

Yusen Zhang, Ansong Ni, Ziming Mao, Chen Henry Wu, Chenguang Zhu, Budhaditya Deb, Ahmed Awadallah, Dragomir Radev, and Rui Zhang. 2022. [Summⁿ: A multi-stage summarization framework for long input dialogues and documents](#). In *Proceedings of the 60th Annual Meeting of the Association for Computational Linguistics (Volume 1: Long Papers)*, pages 1592–1604, Dublin, Ireland. Association for Computational Linguistics.

Ming Zhong, Yang Liu, Yichong Xu, Chenguang Zhu, and Michael Zeng. 2022. [Dialoglm: Pre-trained model for long dialogue understanding and summarization](#). *Proceedings of the AAAI Conference on Artificial Intelligence*, 36(10):11765–11773.

Chenguang Zhu, Ruochen Xu, Michael Zeng, and Xuedong Huang. 2020. [A hierarchical network for abstractive meeting summarization with cross-domain pretraining](#). In *Findings of the Association for Computational Linguistics: EMNLP 2020*, pages 194–203, Online. Association for Computational Linguistics.

A Appendix

A.1 Training Details

The parameters of the models are initialized from Huggingface Libraries (Wolf et al., 2020) and updated by AdamW optimizer (Loshchilov and Hutter, 2019). We train the reconstruction models on the AMI and ICSI datasets for 2300 and 1500 steps, respectively. We use a total batch size of 256 and a learning rate of 5e-5. The training process on the AMI and ICSI datasets takes 9 minutes and 11 minutes on eight A100 GPUs, respectively. We train the SVB on the AMI and ICSI datasets for 100 steps with a total batch size of 64 and a learning rate of 3e-5. The training process on the AMI and ICSI datasets takes 8 minutes and 9 minutes on eight A100 GPUs, respectively. We take 3 runs with different random seeds and report the average scores.

A.2 Re-usage of the Dialogue Recovery Model

We conduct an ablation study of reusing the weight of dialogue recovery models. Instead of loading the original weights, we continued the summarizing with the model used to recover and score the dialogue content. Results show that on AMI, the changing of the backbone leads to a 0.99 ROUGE-1 score drop for BART-large, and comes to 1.11 with BART-large pre-trained on CNN/DM. This indicates that with such a small dataset, the migration between different output domains introduces biases.

A.3 Case Study

Table 6 compares the summarization generated by our framework and Summⁿ. The red and cyan texts are the contents that appear in the gold summarization from AMI (Mccowan et al., 2005). In contrast, the magenta texts are the contents that are not in the gold summarization. orange texts in the gold summarization are the contents covered by SVB but ignored by the Summⁿ. The violet texts are the common contents obtained by both SVB and Summⁿ. It is obvious that our framework outlines most of the contents in the meeting, while Summⁿ missed almost all the key points, and some statements are not readable and fluent.

A.4 More Visualization Examples

Figure 5 provide more visual samples of the heatmap to show more intuitively the anchor tokens

selected by our framework. As SVB could easily capture the keywords or phrases such as “selling price”, “wholesale,” and “retail” compared with the other two different methods.

Gold
<p>The meeting opens with the group doing introductions by giving their name and role, betty is the project manager, francina is the user interface specialist eileen is the marketing expert and jeanne is the industrial designer. The project manager tells them they will be designing a new remote control that should be original trendy and userfriendly. They will be concerned with functional conceptional and detailed design. To try out the whiteboard, each group member draws their favorite animal on the board. They discuss the project budget and then talk about their experiences with remote controls. They seemed to agree that the remote should be compact and have a multi-purpose functions. They also agree that it should do something different that current controls cannot do, and that it should be made of different colors, materials, and shapes. They also discuss a way of helping people find the remote when it is lost, a signal whether it is a beep or light. Then they close the meeting with the project manager going over the tasks they are to complete and telling them they will meet again in about thirty minutes. Selling price will be twenty five euro. Company aims to profit fifty million euro. It should be compact, multi-functional, different in shape, color, material. Have a locator to help find the remote when it is lost. The industrial designer will work on the working design and technical function. The interface specialist will do the working design and functional design. The marketing manager will look for user requirement specifications, such as friendliness. The group is not sure if they will have the budget to make the gadget multi-functional, but they would like to make one that would control basically all household machines.</p>
SVB
<p>The project manager introduced the upcoming project to the team members and introduced the name and role of each participant in the project. The team then began a training exercise in which they learned how to use the white board, and practiced drawing on the whiteboard. The project manager also introduced the project budget and the projected profit aim of the project which was fifty million euros. The team then discussed their experiences with remote controls and what features they would like to see in the remote they will be producing. They discussed the features they would like to include in the remote control design, such as color options and different shapes. They also discussed the possibility of adding a locator function to help locate the remote when it is lost. They then discussed what features the remote should have and what price point it should be. The industrial designer will work on the working design. The user interface designer, and the marketing expert will work together on the technical design. Whether to have a light on the remote to help find the remote if it is misplaced.</p>
Summ^N
<p>The project manager introduced the project to the team members and went over the agenda. The team members discussed the project budget and discussed the features of the remote. The remote will control televisions, computers, and other household appliances. The group decided that the remote should be small, compact, and have a fancy look and feel. The industrial designer and user interface specialist will work on the technical and functional design. The marketing expert will work with the marketing expert to figure out how to sell the product. The project manager closes the meeting and the project manager gives each team member their individual assignments. They will get instructions to work with and if they have any questions, they can ask them. It was decided that it would be a good idea to include a throw signal to help locate the remote when it is lost. It would be possible to make the remote more fashionable by using different colors and materials and using different shapes. The device will be for televisions only, and will not be for teletext. It should be a multi-functional gadget that controls all household machines. It could be used for voice recognition as well as voice recognition. It will be made of plastic and rubber and will be shaped like a kidney. There will be no LCD screen, and the remote will have buttons for power, volume, mute, channel-changing, channel up/down, channel down, and mute. They were not sure how much the remote would cost to produce. They did not know what the profit aim was for the project. They decided to use a white board to draw their favorite animals on the white board. They also decided to include an indicator on the remote so that it will light up when a button is pressed. They discussed how to incorporate the company colors and logo into the design.</p>

Table 6: Case study of SVB

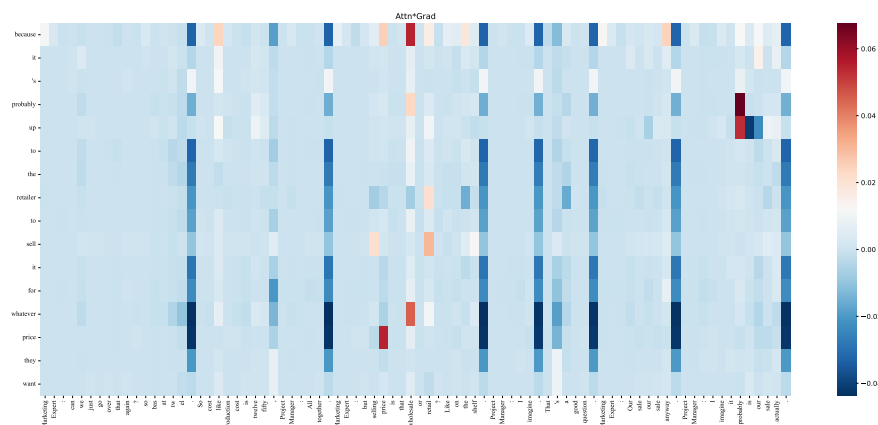
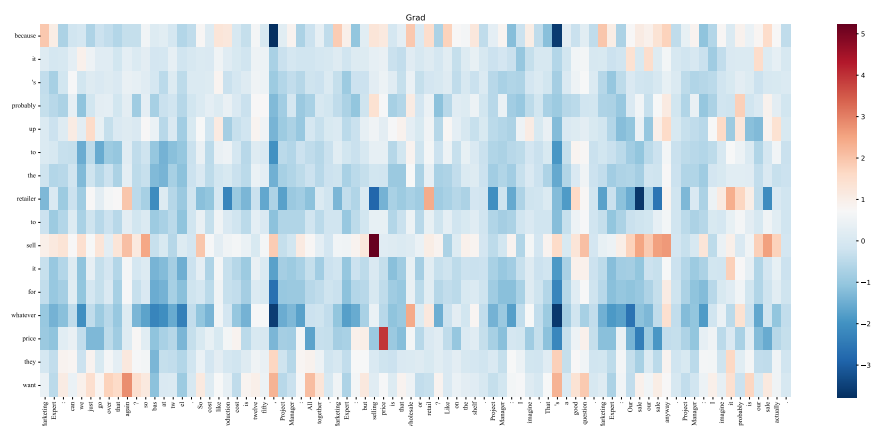
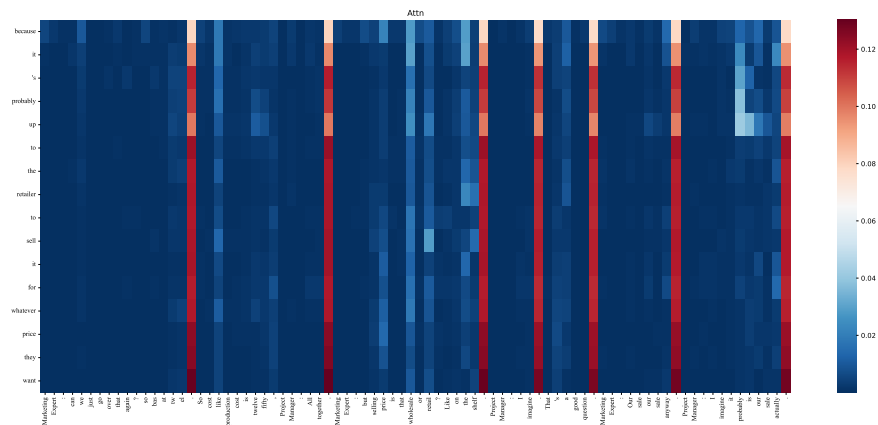


Figure 5: Visualization of the attention map, gradients, and the scaled attention weights