

# ArtGPT-4: Towards Artistic-understanding Large Vision-Language Models with Enhanced Adapter

Zhengqing Yuan<sup>1,a</sup>, Xinyi Wang<sup>1</sup>, Kun Wang<sup>1,b,\*</sup>, Lichao Sun<sup>2,c,\*</sup>,

<sup>1</sup>Anhui Polytechnic University, <sup>2</sup>Lehigh University,

<sup>a</sup>zhengqingyuan@ieee.org, <sup>b</sup>kun.wang@ahpu.edu.cn, <sup>c</sup>lis221@lehigh.edu

## Abstract

In recent years, advancements in large language models have been remarkable, with models such as ChatGPT demonstrating exceptional proficiency in diverse linguistic tasks. The pre-training of large models with billions of parameters, poses a formidable challenge, primarily due to the scarcity of datasets of a commensurate scale for effective training. Nevertheless, innovative strategies have emerged, including methods to fine-tune these pre-trained models using fewer parameters set, as evidenced by models like MiniGPT-4 and LLaVA. Despite their potential in various domains, these models remain limited in their understanding of artistic imagery. They have yet to fully grasp the intricate nuances of art images or to provide an objective articulation of the emotions they evoke, in a manner akin to human perception. This work introduces ArtGPT-4, a pioneering large vision-language model tailored to address the deficiencies of contemporary models in artistic comprehension. ArtGPT-4 underwent training on image-text pairs utilizing a Tesla A100 device in a mere 2 hours, with a dataset comprising approximately 0.52M entries. Impressively, the model can render images with an artistic-understanding and convey the emotions they inspire, mirroring human interpretation. Additionally, this work presents a unique dataset designed to evaluate the efficacy of vision-language models. In subsequent evaluations, ArtGPT-4 not only achieved state-of-the-art performance on the ArtEmis and ArtEmis-v2.0 datasets but also exceeded the established benchmarks introduced in this study, lagging behind professional artists' descriptions by a negligible 0.15 points on a 6-point scale. The code and the pre-trained model are accessible in <https://huggingface.co/Tyrannosaurus/ArtGPT-4>.

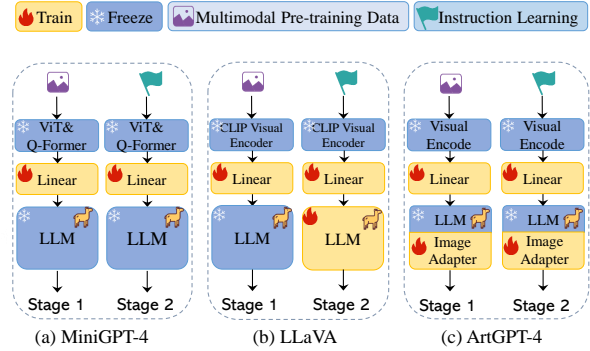


Figure 1: Comparison between different structures of multimodal models. All of these methods are trained in a two-stage fashion. Stage 1 stands for pre-training and Stage 2 represents instruction tuning.

## 1 Introduction

Advancements in large language models (LLMs) have revolutionized the field of natural language processing, paving the way for numerous breakthrough applications and sophisticated tasks (Ouyang et al., 2021; Brown et al., 2020; OpenAI, 2022). On the other hand, single-modality LLMs, as powerful as they are, represent just one facet of the broader potential of AI. The budding realm of multimodal models, which synergize different data modalities like text and vision, holds promise for a new wave of innovations. Notable works in this direction include research by Lin et al. (Lin et al., 2021) and Radford et al. (Radford et al., 2021), indicating the infancy but undeniable potential of this domain. GPT-4, a monumental achievement by OpenAI, has recently set a benchmark in the vision-language understanding sphere (OpenAI, 2023). Its prowess in discerning intricate visual nuances and producing varied, contextually rich language outputs is nothing short of groundbreaking. However, the lack of open-source availability for GPT-4 poses challenges for the broader research community. Without access to its architecture, replicating or building upon its success becomes a convoluted endeavor. Further-

\*Corresponding authors.

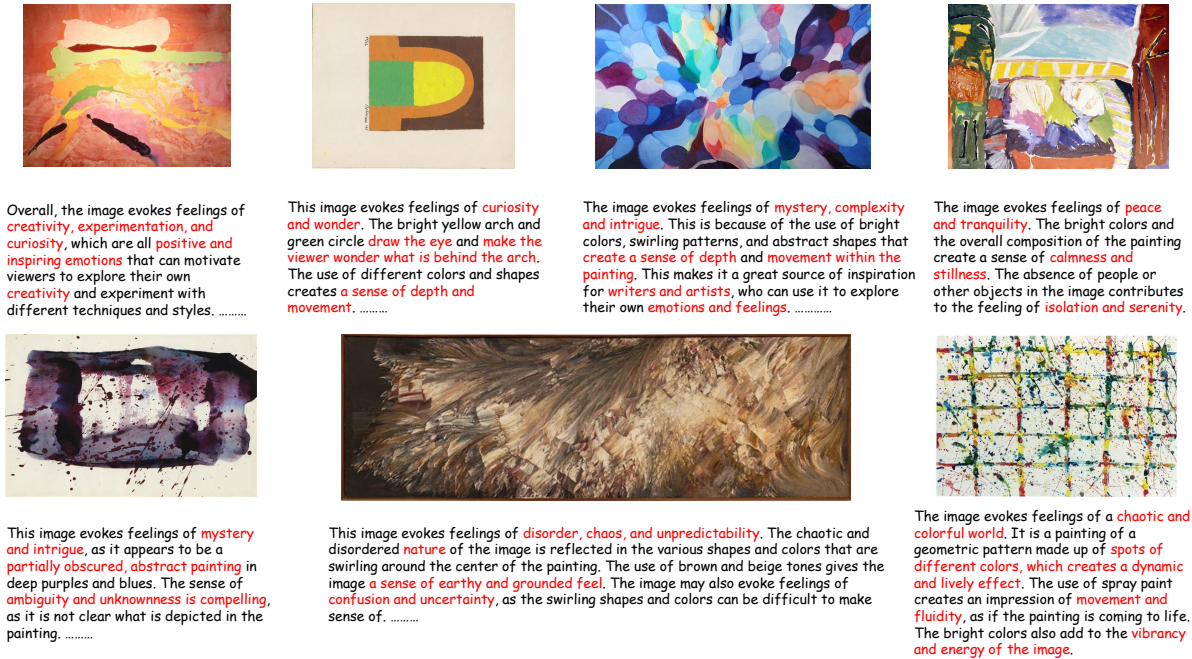


Figure 2: ArtGPT-4 exhibits a remarkable ability to appreciate works of art. It extends beyond merely capturing the artistic details of an image, delving into the realm of emotional understanding. ArtGPT-4 is capable of discerning and articulating the emotions elicited by an image from a human viewer’s perspective, such as feelings of positivity and inspiration.

more, the sheer volume of data GPT-4 relies on, amassing over 45 terabytes of text or image information, raises questions about the feasibility of gathering comparable datasets for similar projects. Given these constraints, leveraging existing pre-trained models and fine-tuning them for specific tasks presents itself as a pragmatic and increasingly popular strategy for researchers and practitioners alike.

As depicted in Figure 1, two primary open source models of end-to-end multimodal LLMs can be identified: 1) MiniGPT4 (Zhu et al., 2023) model, which employs a limited parameter set and maintain frozen LLM and visual models during both pretraining and instruction tuning phases. While it is a notable limitation that this model is its reliance on static visual models and LLMs. This can result in suboptimal alignment due to the constrained parameter count. 2) LLaVA (Liu et al., 2023) model, which incorporates trainable LLMs during instruction tuning while keeping the visual models static. But, a significant challenge with this model is the computational cost, as updating all LLM parameters during training can be resource-intensive. Furthermore, these models demonstrate laudable performance across a broad spectrum of tasks, including image understanding and detail de-

prediction, matching the proficiency of GPT-4, they falter when tasked with the nuanced interpretation of artistic images akin to human perception. Specifically, current multimodal models fall short in capturing the intricate details inherent in an art image and articulating the emotions it elicits in an objective manner akin to a human observer.

This study proposes ArtGPT-4, a novel model designed to address these limitations of existing multimodal models. ArtGPT-4 incorporates tailored linear layers and their corresponding activation functions exclusively into the language model, in tandem with the activation of specific training parameters. These modifications were strategically implemented to optimize the model’s performance and equip it to effectively tackle the challenges of artistic understanding inherent in vision-language tasks. Trained on a Tesla A100 device in a mere span of 2 hours, ArtGPT-4 utilized only 0.52M image-text pairs, amounting to about 200GB. The model can depict images with an enhanced artistic flair and convey the emotions they inspire, as shown in Figure 2. Subsequent evaluation methods revealed that ArtGPT-4 outperforms existing models in the realm of artistic image understanding. Our contributions are as follows:

- This work pioneers the exploration of artistic understanding within multimodal models. It addresses the inherent limitations of these models, which, until now, have struggled to comprehensively grasp the intricate nuances of artistic imagery and to objectively articulate the emotions they elicit in a manner reminiscent of human perception.
- This study is the inaugural effort to introduce a parameter-efficient fine-tuning method exclusively for the language components of multimodal models. The approach has yielded remarkable outcomes, effectively addressing the challenges associated with the extensive time and resource demands of training large visual-language models.
- This research introduces a novel dataset tailored for assessing the visual comprehension capabilities of multimodal models. This approach holds potential for a more in-depth evaluation of expansive vision-language models

## 2 Related Work

**Vision-Language Model.** In recent years, the pursuit of models with capabilities transcending a single domain has gained momentum. A notable exemplar in this realm is OpenAI’s CLIP (Radford et al., 2021), which pioneered the synergy between visual and linguistic understanding by associatively training on image-text pairs. Building on such foundational work, researchers have further delved into models that empower language architectures with image comprehension capabilities (Chen et al., 2022a; Alayrac et al., 2022; Tsimpoukelli et al., 2021). Innovative training methodologies have emerged for these multimodal models. A case in point is BLIP-2 (Li et al., 2023), which introduces a versatile and efficient pre-training paradigm for vision-language endeavors. This approach capitalizes on readily available frozen pre-trained image encoders and expansive language models, complemented by a nimble Q-Former for mapping modules to bridge the modality chasm, as depicted in Figure 2 (b). Notably, MiniGPT-4, utilizing the BLIP-2 architecture, harnesses the capabilities of a pre-trained ViT, Q-Former, and integrates with the Vicuna model to achieve profound image understanding proficiencies.

**Efficient Fine-tuning.** Parameter-efficient fine-tuning techniques (Houlsby et al., 2019; Zaken et al., 2022; Li and Liang, 2021; He et al., 2021; Qing et al., 2023) have gained traction in the NLP domain. These methods aim to minimize the number of learning parameters and computational resources needed for downstream task adaptation, yet they achieve results comparable to full fine-tuning. In the realm of computer vision, there has been a surge in research focused on efficient learning. Works by Jia et al. (Jia et al., 2022), Bahng et al. (Bahng et al., 2022), and Chen et al. (Chen et al., 2022b) have delved into visual adaptation using methodologies akin to those in NLP. However, it’s pivotal to note that these studies primarily focus on adaptations within the same modality such as text-to-text, image-to-image, video-to-video, or within the same domain (Yang et al., 2023) like image-to-video.

## 3 ArtGPT-4

In this section, we will detail the structure of ArtGPT-4, and the training steps of ArtGPT-4, illustrating how we use the enhanced Adapter layer to construct visual-language multimodal models.

### 3.1 Image Adapter

Drawing inspiration from the advancements in fine-tuning techniques within the realms of Natural Language Processing (NLP) and Computer Vision (CV) (Houlsby et al., 2019; Zaken et al., 2022; Li and Liang, 2021; He et al., 2021; Qing et al., 2023; Yang et al., 2023), we have integrated the Adapter mechanism, as proposed by Houlsby et al. (Houlsby et al., 2019). Figure 3(a) depicts the Adapter’s architecture, characterized by its bottleneck design. This design consists of two linear layers separated by an activation layer. The primary function of the initial linear layer is to diminish the input’s dimensionality, whereas the subsequent layer restores it to its original dimension, as shown in Equation 1.

$$\begin{aligned} \mathbf{Y}_{adp} &= \text{Adapter}(\mathbf{Y}_{MHA}; \mathbf{W}_{down}, \mathbf{W}_{up}) \\ &= \mathbf{W}_{up} (\text{GELU}(\mathbf{W}_{down} \mathbf{Y}_{MHA})) + \mathbf{Y}_{MHA} \end{aligned} \quad (1)$$

where  $\mathbf{Y}_{MHA}$  represents the data computed from the multi-head attention layer (MHA). The symbols  $\mathbf{W}_{down}$  and  $\mathbf{W}_{up}$  respectively signify the trainable weight matrices responsible for input dimension reduction and its subsequent restoration.

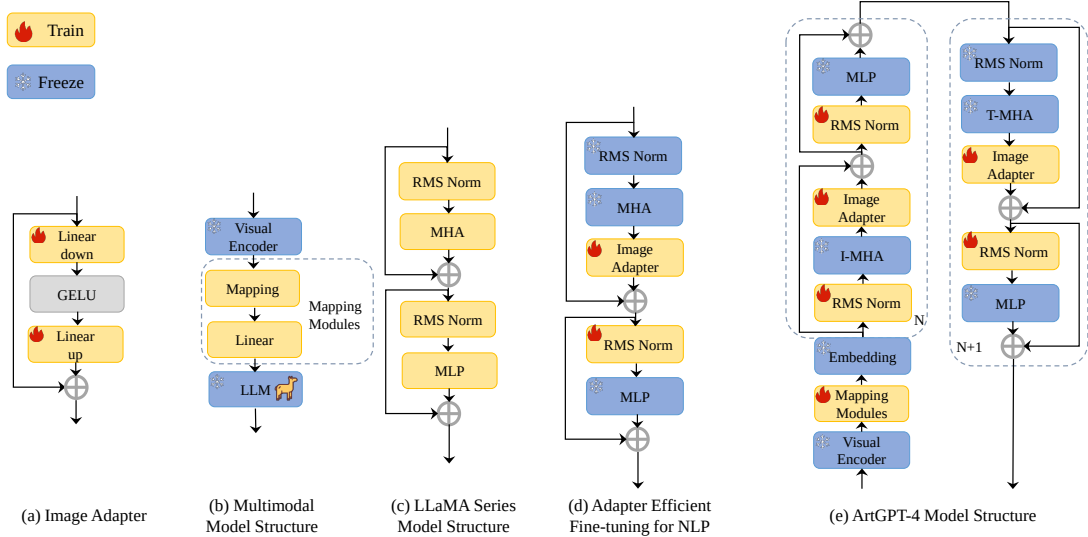


Figure 3: We show how we adapt the LLM (c) of Multimodal Model Structure (b) using the Adapter Efficient Fine-tuning method in NLP to model the ArtGPT-4 (e). During training, only newly added Image Adapters (a) and partial normalization layer (e) are updated while all the other layers are frozen.

To fine-tune pre-existing models for downstream NLP tasks more efficiently, we positioned an Adapter subsequent to the MHA layer, as shown in Figure 3(c) and (d). To further ensure training stability after the integration of the Adapter, we will update the parameters of the normalization layer, specifically the RMS Norm. The computational representation of this block is

$$\begin{aligned} \mathbf{Y}_{RMS} &= \text{RMS Norm}_2(\mathbf{Y}_{adp}; \mathbf{W}_{RMS}) \\ &= \mathbf{W}_{RMS} \odot \frac{\mathbf{Y}_{adp}}{\sqrt{\text{mean}(\mathbf{Y}_{adp}^2) + \epsilon}} \end{aligned} \quad (2)$$

where  $\mathbf{Y}_{RMS}$  is the resultant data post-RMS Norm normalization, and  $\mathbf{W}_{RMS}$  is the learnable weight matrix. The symbol  $\odot$  denotes elemental multiplication, and  $\epsilon$  is a minuscule constant introduced to prevent zero denominators.

As shown in Figure 3(b), to capture image and instruction information, mapping modules are usually incorporated prior to pre-trained language models because it is commonly believed that language models can embed visually structured information from tokens (Radford et al., 2021; Li et al., 2022). As shown in the following formula

$$\begin{aligned} \mathbf{Y}_v &= \text{Visual Encode}(\mathbf{X}_v) \\ \mathbf{X}_{image-token} &= \mathbf{W}_{Map} \mathbf{Y}_v \\ \mathbf{X} &= [\mathbf{X}_{image-token}, \mathbf{X}_{text-token}] \end{aligned} \quad (3)$$

where  $\mathbf{X}_v$  denotes the image information,  $\text{Visual Encode}(\cdot)$  denotes the visual encoder model,  $\mathbf{W}_{Map}$  denotes the weight matrix of the trainable mapping layer,  $\mathbf{X}_{text-token}$  denotes the textual information, and  $\mathbf{X}$  denotes the information that will be inputted to the LLMs containing the image and text.

However, the introduction of new mapping modules which need to fully fine-tune LLM can lead to an excessive number of adjustable parameters (Liu et al., 2023) or result in inadequate alignment when freezing full LLM during training (Zhu et al., 2023). To tackle these challenges, we propose two novel strategies: 1) repurposing the pre-trained self-attention layer in the language model for visual modeling, and 2) introducing new Image Adapter modules to these pre-trained language models. More specifically, in the first strategy, we denote the original self-attention layer in the language model for linguistic modeling, and the reused T-MHA layer as I-MHA for visual modeling. As depicted in Figure 3(e), I-MHA precedes T-MHA. The primary differentiation between T-MHA and I-MHA is their data input processing. Specifically, input data of I-MHA,  $\mathbf{Y}_{RMS1}$ , employs an RMS Norm with learnable parameters, enhancing the normalization of image-containing tokens and thereby boosting the computational efficiency of I-MHA.

$$\begin{aligned} \mathbf{Y}_{RMS1} &= \text{RMS Norm}_{I1}(\mathbf{X}; \mathbf{W}_{RMS1}) \\ \mathbf{Y}_{I-MHA} &= \text{I-MHA}(\mathbf{Y}_{RMS1}) \end{aligned} \quad (4)$$

Where I-MHA ( $\cdot$ ) represents the T-MHA layer, which remains static in terms of parameter updates.  $\mathbf{Y}_{I-MHA}$  denotes the output data post I-MHA computation.

To further enhance the alignment between image and text data for the second strategy, ArtGPT-4 incorporates trainable adapters, termed the Image Adapter, as showcased in Figure 3(e). The computation of this block can be written as

$$\begin{aligned} \mathbf{Y}_{T-MHA} &= \text{T-MHA}(\text{RMS Norm}_{T1}(\mathbf{Y})) \\ \mathbf{Y}_{Iadp} &= \text{Image Adapter}(\mathbf{Y}_{I-MHA/T-MHA}; \mathbf{W}_{down}, \mathbf{W}_{up}) \\ \mathbf{Y}_{RMS2} &= \text{RMS Norm}_2(\mathbf{Y}_{Iadp}; \mathbf{W}_{RMS2}) \end{aligned} \quad (5)$$

In this representation, T-MHA ( $\cdot$ ) signifies the T-MHA layer, and RMS Norm<sub>T1</sub> ( $\cdot$ ) indicates the RMS Norm layer preceding the T-MHA layer. Both these layers remain unaltered in terms of parameter updates. The symbols  $\mathbf{Y}$ ,  $\mathbf{Y}_{T-MHA}$ ,  $\mathbf{Y}_{Iadp}$ , and  $\mathbf{Y}_{RMS2}$  represent the input data, post T-MHA layer data, post Image Adapter output data, and post second RMS Norm layer data, respectively.

## 4 Training

ArtGPT-4 remains to enable Language Models to artistic-understand visual information using pre-trained models. We still follow the parameters of the original Multimodal Model, like MiniGPT-4 or LLaVA, and its training steps. Only we use different training data and model structures based on these original parameters, as shown in Figure 1(c). **Training Data.** We use Laion-aesthetic from the LAION-5B (Schuhmann et al., 2022) dataset, which amounts to approximately 200GB for the first 0.52M data. The aesthetic of this dataset quality is a scale from 7 to 10, while affective polarity is rated as positive, neutral, or negative. In addition to image ratings, the dataset also includes metadata such as image tags and image descriptions.

**The First Stage Training Processes.** We trained our model using the following hyperparameters: a linear warmup cosine learning rate scheduler with an initial learning rate of  $1e-7$ , a minimum learning rate of  $8e-7$ , and a warmup learning rate of  $1e-8$ . The weight decay was set to 0.05, and the maximum number of training epochs was 2. We used a batch size of 32 for both training and evaluation, with 4 workers. The warmup steps were set to 5000, and there were 5000 iterations per epoch. We only trained on a Tesla A100 for less than 2 hours using the Laion-aesthetic dataset.

**The Second Stage Training Processes.** We fine-tuned the ArtGPT-4 using a set of MiniGPT-4 or LLaVA’s image-text pairs and instructions, such as “<Img><ImageHere></Img> Take a look at this image and describe what you notice.###Assistant.”

We employed the same template containing a prompt with a randomly sampled instruction, which allowed our model to generate more natural and reliable responses. Specifically, as shown in Equation 6:

$$p(\mathbf{X}_a | \mathbf{X}_v, \mathbf{X}_{instr}) = \prod_i^L p_\theta(x_i | \mathbf{X}_v, \mathbf{X}_{a,<i}, \mathbf{X}_{instr}) \quad (6)$$

where  $\mathbf{X}_{instr}$  denotes the instruction randomly selected from Table 1 in the Supplementary Material,  $\mathbf{X}_a$  denotes the answer to the image by the model for that instruction,  $\theta$  denotes the training parameters of the model, and  $\mathbf{X}_{a,<i}$  are the instruction and answer tokens from all previous rounds prior to the current prediction token  $x_i$ . We only trained on a Tesla A100 for less than 10 minutes.

## 5 Evaluation

### 5.1 Zero-shot Testing Datasets

We use ArtEmis (Achlioptas et al., 2021), ArtEmis-v2.0 (Mohamed et al., 2022), ArtMM as zero-shot testing datasets, a detailed description of these datasets is given in Appendix B.

### 5.2 Baselines

**MiniGPT-4 (Zhu et al., 2023).** It is a streamlined model that merges a visual encoder with the Vicuna language model, showcasing multi-modal abilities akin to GPT-4. Through fine-tuning with a quality dataset and conversational approach.

**LLaVA (Liu et al., 2023).** LLaVA is a large multimodal model combining a vision encoder with an LLM, utilizing GPT-4 to generate multimodal instruction-following data. Early tests indicate LLaVA’s exceptional chat abilities, rivaling multimodal GPT-4 in some areas and achieving state-of-the-art results in many areas.

**Mult-modal GPT (Gong et al., 2023).** This is a vision and language model designed for multi-round dialogues with humans, which is fine-tuned from OpenFlamingo with the addition of Low-rank Adapter (LoRA) in both cross- and self-attention area.

**VisualGPT (Chen et al., 2022a).** It is a data-efficient image captioning model that utilizes linguistic knowledge from a large pretrained language model. Its solution presented is a unique self-resurrecting encoder-decoder attention mechanism that adapts the pretrained language model with limited in-domain data.

**GIT (Wang et al., 2022).** GIT is designed to merge vision-language tasks like image captioning and question answering. It simplifies the design with just an image encoder and text decoder, focusing on a singular language modeling task.

**ViLT (Kim et al., 2021).** It is a streamlined Vision-and-Language Transformer (ViLT). This model lies in its monolithic nature, wherein the handling of visual data is radically streamlined, eliminating the need for convolution and treating it similarly to textual data.

## 6 Evaluation Metrics

We use the VADER (Hutto and Gilbert, 2014), TextBlob (Loria et al., 2018) and BERT (Reimers and Gurevych, 2019) metrics as evaluation metrics, a detailed description of these metrics can be found in Appendix C.

### 6.1 Artistic-Understanding Evaluation

**Evaluation on ArtEmis and ArtEmis-v2.0.** Evaluation results for artistic-understanding are presented in Table 1. We evaluate our proposed method against six state-of-the-art multimodal models on two art image explanation datasets: ArtEmis and ArtEmis-v2.0. About our proposed ArtGPT-4, all experiments utilized models pretrained by either MiniGPT-4 or LLaVA, with training settings drawn from the Training section. From our results, we can observe that: 1) ArtGPT-4 consistently outperforms baseline models across all evaluation metrics on both ArtEmis and ArtEmis-v2.0 datasets. Specifically, the ArtGPT-4 model (Backbones on MiniGPT-4-Vicuna-13B) sets a new performance benchmark, outstripping the original MiniGPT-4-Vicuna-13B by a considerable margin. For instance, on the ArtEmis dataset, the ArtGPT-4 variant achieved VADER, TextBlob, and BERT scores of 0.813, 0.247, and 0.693 respectively. On the ArtEmis-v2.0 dataset, the scores were 0.987, 0.360, and 0.698 respectively, showcasing its superior performance. Furthermore, for different LLMs like MiniGPT-4-Vicuna-7B and Alpaca-7B, ArtGPT-4 attained VADER scores of

0.740 and 0.721, respectively, showcasing significant enhancements over the original models. 2) pitted against other state-of-the-art multimodal models, ArtGPT-4 (Backbones on LLaVA) surpassed the original LLaVA with 13B parameters, achieving VADER, TextBlob, and BERT scores of 0.799, 0.245, and 0.691 on the ArtEmis dataset. The model also outperformed the Multi-modal GPT, which had 1.66B parameters, despite only having 0.56B updated parameters. Most impressively, ArtGPT-4 (Backbones on MiniGPT-4-Vicuna-13B) eclipsed the performance of prior leading models such as VisualGPT, GIT, and ViLT. As a point of comparison, in the ArtEmis-v2.0 VADER metric, ArtGPT-4’s score of 0.987 significantly outpaced VisualGPT’s 0.141, GIT’s 0.155, and ViLT’s 0.082, reflecting a leap in performance by over sevenfold.

**Evaluation on ArtMM.** As illustrated in Table 2, ArtGPT-4 (Backbones on MiniGPT-4-Vicuna-13B) boasts an impressive artistic-understanding ability with an average score of 3.90. This is markedly superior to the 2.60 average of the original MiniGPT-4 (Vicuna-7B) and is tantalizingly close to the 4.05 average achieved by human artists. For this comparison, we enlisted 10 artists (comprising 5 males and 5 females) to interpret images using the same guidelines provided to the model. In addition, other variants of ArtGPT-4 exhibited a notable average improvement when contrasted with other baseline models, including MiniGPT-4-Vicuna-7B and LLaVA-Vicuna-13B.

### 6.2 Evaluations on Components

**Backbone via MiniGPT-4-Vicuna-13B.** We conducted four experiments using MiniGPT-4-Vicuna-13B as backbones. 1) While only the model mapping module was fine-tuned, we observed scores of 0.746, 0.242, and 0.692 on VADER, TextBlob, and BERT metrics respectively for ArtEmis. 2) By fine-tuning the initial five layers of the LLM, the scores slightly increased to 0.750, 0.242, and 0.681. 3) When the entire LLM was fine-tuned over a span of two hours, the scores were 0.752, 0.242, and 0.680. 4) While the entire LLM was fine-tuned without any time constraints, we saw significant improvements with scores reaching 0.815, 0.250, and 0.693. ArtGPT-4 (Backbones on MiniGPT-4-Vicuna) exhibited the most robust performance in all groups, especially in the fourth. Notably, with just two hours of fine-tuning on 0.56B parameters, it demonstrated performance comparable to unre-

Methods	Pretraing Language model	Learnable parameters (Billion)	ArtEmis			ArtEmis-v2.0		
			VADER	TextBlob	BERT	VADER	TextBlob	BERT
MiniGPT-4 (Zhu et al., 2023)	Vicuna-13B	0.003B	0.746	0.242	0.693	0.939	0.332	0.673
MiniGPT-4 (Zhu et al., 2023)	Vicuna-7B	0.003B	0.704	0.225	0.684	0.901	0.321	0.660
MiniGPT-4 (Zhu et al., 2023)	Alpaca-7B	0.003B	0.660	0.211	0.666	0.853	0.319	0.649
LLaVA (Liu et al., 2023)	Vicuna-13B	13B	0.740	0.240	0.688	0.935	0.332	0.673
Multi-modal GPT (Gong et al., 2023)	OpenFlamingo-9B	1.66B	0.701	0.234	0.592	0.780	0.301	0.599
VisualGPT (Chen et al., 2022a)	GPT-2-small	0.124B	0.105	0.098	0.122	0.141	0.101	0.155
GIT (Wang et al., 2022)	-	0.7B	0.101	0.072	0.110	0.155	0.100	0.139
ViLT (Kim et al., 2021)	BERT	0.0874B	0.024	0.011	0.104	0.082	0.110	0.109
ArtGPT-4 (Backbones MiniGPT-4)	Vicuna-7B	0.26B	0.740	0.233	0.686	0.920	0.327	0.665
ArtGPT-4 (Backbones MiniGPT-4)	Alpaca-7B	0.26B	0.721	0.233	0.685	0.923	0.326	0.669
ArtGPT-4 (Backbones LLaVA)	Vicuna-13B	0.52B	0.799	0.245	0.691	0.982	0.350	0.689
ArtGPT-4 (Backbones MiniGPT-4)	Vicuna-13B	0.52B	<b>0.813</b>	<b>0.247</b>	<b>0.693</b>	<b>0.987</b>	<b>0.360</b>	<b>0.698</b>

Table 1: Evaluation on ArtEmis and ArtEmis-v2.0 with six state-of-the-art multi-modal models.

Methods	IDC		ISAC		ICRC		MDIUC		Total average
	sum	average	sum	average	sum	average	sum	average	
Artist (Human)	41	4.1	31	3.1	15	5.0	8	4.0	4.05
MiniGPT-4 (Vicuan 13B)	26	2.6	23	2.3	9	3.0	5	2.5	2.60
MiniGPT-4 (Vicuan 7B)	23	2.3	21	2.1	9	3.0	5	2.5	2.48
LLaVA (Vicuan 13B)	25	2.5	24	2.4	9	3.0	4	2.0	2.60
ArtGPT-4 (Backbones MiniGPT-4-Vicuna-7B)	35	3.5	24	2.4	12	4.0	8	4.0	3.78
ArtGPT-4 (Backbones LLaVA-Vicuna-13B)	38	3.8	25	2.5	15	5.0	8	4.0	3.83
ArtGPT-4 (Backbones MiniGPT-4-Vicuna-13B)	38	3.8	28	2.8	15	5.0	8	4.0	<b>3.90</b>

Table 2: Scoring of model outputs using the GPT-4 based on ArtMM for the scoring rules in the Supplementary Materials. We consider these four metrics, including Image Depiction Capability (IDC), Image Sentiment Analysis Capability (ISAC), Image Content Recognition Capability (ICRC), and Multi-round Dialogue Image Understanding Capability (MDIUC) to be equally important, and the total average is calculated as the mean of the average scores of the four metrics.

stricted fine-tuning of the LLM’s 13B parameters. **Backbone via MiniGPT-4-Vicuna-7B and Alpaca-7B.** For MiniGPT-4-Vicuna-7B, the scores were 0.705, 0.225, and 0.683 in the first experiment, which improved to 0.710, 0.227, and 0.686 in the second. In the third experiment, the scores reached 0.740, 0.234, and 0.686. On the other hand, with the MiniGPT-4 Alpaca-7B model, we observed scores of 0.681, 0.221, and 0.670 in the first experiment. These scores slightly increased to 0.683, 0.222, and 0.670 in the second, and further to 0.722, 0.230, and 0.680 in the third experiment. Impressively, our ArtGPT-4, trained on only 0.26B parameters, achieved significant performance gains in both MiniGPT-4-Vicuna-7B and Alpaca-7B models, especially on the ArtEmis dataset. The ArtGPT-4 model even surpassed the results of the full fine-tuning MiniGPT-4-Alpaca model.

**Backbone via LLaVA-Vicuna-13B.** We investigated the performance of models backbones on the LLaVA architecture pre-trained with the Vicuna-13B language model. Initially, the LLaVA model without any further fine-tuning achieved VADER, TextBlob, and BERT scores of 0.740, 0.240, and 0.688 respectively on the ArtEmis dataset. In a subsequent experiment, the entire LLM underwent

fine-tuning in stage 1. This resulted in improved scores, where VADER reached 0.800, TextBlob was at 0.245, and BERT scored 0.690. This demonstrated the potential enhancements achievable with fine-tuning. When we observed the ArtGPT-4 model, backbones on the LLaVA architecture, and updated with only an additional 0.52B parameters, it showcased VADER, TextBlob, and BERT scores of 0.799, 0.245, and 0.691 respectively. These results not only surpassed the original LLaVA model’s performance by notable margins across all metrics but also closely matched the performance of the extensively fine-tuned LLMs in the second group, which employed a whopping 13B parameters. This illustrates the efficiency and potential of the ArtGPT-4 model in leveraging smaller parameter updates for significant performance gains.

### 6.3 Ablation

We present the results of our ablation experiments conducted to analyze the impact of different modules on the performance of ArtGPT-4. Table 4 displays the scores obtained for each module on the ArtEmis and ArtEmis-v2.0 datasets. To investigate the effects of various components, we conducted ablations by modifying the model as

Methods	Pretraing	Learnable parameters (Billion)	ArtEmis			ArtEmis-v2.0		
	Language model		VADER	TextBlob	BERT	VADER	TextBlob	BERT
MiniGPT-4+Only Fine-tune Mapping Modules	Vicuna-13B	0.003B	0.746	0.242	0.692	0.939	0.332	0.674
+Fine-tune LLM Top 5 layers	Vicuna-13B	1.58B	0.750	0.242	0.681	0.944	0.333	0.673
+Fine-tune all LLM (2 hours)	Vicuna-13B	13B	0.752	0.242	0.680	0.945	0.332	0.674
+Fine-tune all LLM	Vicuna-13B	13B	0.815	0.250	0.693	0.988	0.359	0.695
ArtGPT-4 (Backbones MiniGPT-4)	Vicuna-13B	<b>0.52B</b>	<b>0.813</b>	<b>0.247</b>	<b>0.693</b>	<b>0.987</b>	<b>0.360</b>	<b>0.698</b>
MiniGPT-4+Only Fine-tune Mapping Modules	Vicuna-7B	0.003B	0.705	0.225	0.683	0.911	0.322	0.660
+Fine-tune LLM Top 5 layers	Vicuna-7B	1.01B	0.710	0.227	0.686	0.914	0.322	0.664
+Fine-tune all LLM	Vicuna-7B	7B	0.740	0.234	0.686	0.921	0.326	0.665
ArtGPT-4 (Backbones MiniGPT-4)	Vicuna-7B	<b>0.26B</b>	<b>0.740</b>	<b>0.233</b>	<b>0.686</b>	<b>0.920</b>	<b>0.327</b>	<b>0.665</b>
MiniGPT-4+Only Fine-tune Mapping Modules	Alpaca-7B	0.003B	0.681	0.221	0.670	0.853	0.318	0.649
+Fine-tune LLM Top 5 layers	Alpaca-7B	1.01B	0.683	0.222	0.670	0.855	0.320	0.650
+Fine-tune all LLM	Alpaca-7B	7B	0.722	0.230	0.680	0.920	0.328	0.650
ArtGPT-4 (Backbones MiniGPT-4)	Alpaca-7B	<b>0.26B</b>	<b>0.721</b>	<b>0.233</b>	<b>0.685</b>	<b>0.923</b>	<b>0.326</b>	<b>0.669</b>
LLaVA (Liu et al., 2023)	Vicuna-13B	13B	0.740	0.240	0.688	0.935	0.332	0.673
+Fine-tune all LLM in Stage 1	Vicuna-13B	13B	0.800	0.245	0.690	0.987	0.352	0.692
ArtGPT-4 (Backbones LLaVA)	Vicuna-13B	<b>0.52B</b>	<b>0.799</b>	<b>0.245</b>	<b>0.691</b>	<b>0.982</b>	<b>0.350</b>	<b>0.689</b>

Table 3: Effectiveness of proposed components. We compare to baselines on ArtEmis and ArtEmis-v2.0 datasets.

Methods	Trainable parameters (Billion)	ArtEmis			ArtEmis-v2.0		
		VADER	TextBlob	BERT	VADER	TextBlob	BERT
ArtGPT-4 (Backbones MiniGPT-4-Vicuna-13B)	0.52B	0.813	0.247	0.693	0.987	0.360	0.698
- Freeze all RMS Norm (before I-MHA)	0.52B	0.801	0.239	0.690	0.977	0.358	0.696
+ Train all RMS Norm (before I-MHA)	0.52B	0.813	0.247	0.693	0.987	0.360	0.698
- Freeze all RMS Norm (following Image Adapter)	0.52B	- (Vanishing gradient)					
- Remove all Image Adapter	0.0004B	0.746	0.242	0.693	0.939	0.333	0.673
- Remove 1/2 Image Adapter	0.26B	0.771	0.243	0.689	0.945	0.338	0.688
- Remove 1/4 Image Adapter	0.14B	0.747	0.240	0.688	0.940	0.333	0.671
+ Add 1/2 Image Adapter	0.78B	0.820	0.247	0.694	0.988	0.360	0.698
+ Add 1/4 Image Adapter	0.65B	0.813	0.247	0.693	0.987	0.360	0.698

Table 4: Scores of ablation experiments for each module on the dataset.

follows: When we removed RMS normalization before the Image Multi-Head Attention (I-MHA) layer, the performance on VADER dropped from 0.813 to 0.801, while TextBlob’s score slightly decreased from 0.247 to 0.239. However, BERT’s score remained almost the same at 0.693. Turning the RMS Norm layer before I-MHA on for training produced identical results, with VADER at 0.813, TextBlob at 0.247, and BERT at 0.693. However, when RMS normalization was removed following the Image Adapter layer, the gradients vanished during training, leading to a lack of meaningful results. The Image Adapter plays a crucial role in the overall performance of ArtGPT-4. Completely removing the Image Adapter resulted in a drop in VADER to 0.746, TextBlob to 0.242, and BERT remained consistent at 0.693. When we removed half of the Image Adapter, the performance on VADER was 0.771, TextBlob was 0.243, and BERT was 0.689. Removing a quarter of the Image Adapter caused VADER to drop to 0.747, TextBlob to 0.240, and BERT to 0.688. On the other hand, adding half of the Image Adapter boosted the VADER score to 0.820, and adding a quarter resulted in a VADER score of 0.813. However, in both cases, TextBlob and BERT scores remained consistent at 0.247 and

0.693 respectively. Adding few Image Adapter parameters results in inadequate performance, while adding many does not yield significant improvements and can lead to an more parameters.

## 7 Conclusion

Our experimental results demonstrates significant progress of ArtGPT-4 in the field of vision-language understanding, showing superior performance to its predecessor, MiniGPT-4 or LLaVA. Our proposed modifications, including added adapter image layers, have optimized the model’s performance and addressed the artistic-understanding challenges posed by vision-language tasks. Additionally, we have introduced a novel benchmark for evaluating the performance of vision-language models, which provides a more comprehensive criterion for assessing these models. Our model was trained in just 2 hours, using a relatively small dataset, and achieved state-of-the-art performance. And our training method can be applied to different multimodal models. This work effectively bridges the gap between art and LLM.



## References

- Panos Achlioptas, Maks Ovsjanikov, Kilichbek Haydarov, Mohamed Elhoseiny, and Leonidas Guibas. 2021. Artemis: Affective language for visual art. *CoRR*, abs/2101.07396.
- Jean-Baptiste Alayrac, Jeff Donahue, Pauline Luc, Antoine Miech, Iain Barr, Yana Hasson, Karel Lenc, Arthur Mensch, Katherine Millican, Malcolm Reynolds, et al. 2022. Flamingo: a visual language model for few-shot learning. *Advances in Neural Information Processing Systems*, 35:23716–23736.
- Hyojin Bahng, Ali Jahanian, Swami Sankaranarayanan, and Phillip Isola. 2022. Visual prompting: Modifying pixel space to adapt pre-trained models. *arXiv preprint arXiv:2203.17274*.
- Tom B Brown, Benjamin Mann, Nick Ryder, Melanie Subbiah, Jared Kaplan, Prafulla Dhariwal, Arvind Neelakantan, Pranav Shyam, Girish Sastry, Amanda Askell, et al. 2020. Language models are few-shot learners. *arXiv preprint arXiv:2005.14165*.
- Jun Chen, Han Guo, Kai Yi, Boyang Li, and Mohamed Elhoseiny. 2022a. Visualgpt: Data-efficient adaptation of pretrained language models for image captioning. In *Proceedings of the IEEE/CVF Conference on Computer Vision and Pattern Recognition*, pages 18030–18040.
- Shoufa Chen, Chongjian Ge, Zhan Tong, Jiangliu Wang, Yibing Song, Jue Wang, and Ping Luo. 2022b. Adapterformer: Adapting vision transformers for scalable visual recognition. *arXiv preprint arXiv:2205.13535*.
- Tao Gong, Chengqi Lyu, Shilong Zhang, Yudong Wang, Miao Zheng, Qian Zhao, Kuikun Liu, Wenwei Zhang, Ping Luo, and Kai Chen. 2023. [Multimodal-gpt: A vision and language model for dialogue with humans](#).
- Junxian He, Chunting Zhou, Xuezhe Ma, Taylor Berg-Kirkpatrick, and Graham Neubig. 2021. Towards a unified view of parameter-efficient transfer learning. *arXiv preprint arXiv:2110.04366*.
- Neil Houlsby, Andrei Giurgiu, Stanislaw Jastrzebski, Bruna Morrone, Quentin De Laroussilhe, Andrea Gesmundo, Mona Attariyan, and Sylvain Gelly. 2019. Parameter-efficient transfer learning for nlp. In *International Conference on Machine Learning*, pages 2790–2799. PMLR.
- Clayton Hutto and Eric Gilbert. 2014. Vader: A parsimonious rule-based model for sentiment analysis of social media text. In *Proceedings of the international AAAI conference on web and social media*, volume 8, pages 216–225.
- Menglin Jia, Luming Tang, Bor-Chun Chen, Claire Cardie, Serge Belongie, Bharath Hariharan, and Ser-Nam Lim. 2022. Visual prompt tuning. In *Computer Vision—ECCV 2022: 17th European Conference, Tel Aviv, Israel, October 23–27, 2022, Proceedings, Part XXXIII*, pages 709–727. Springer.
- Wonjae Kim, Bokyung Son, and Ildoo Kim. 2021. Vilt: Vision-and-language transformer without convolution or region supervision. In *International Conference on Machine Learning*, pages 5583–5594. PMLR.
- Junnan Li, Dongxu Li, Silvio Savarese, and Steven Hoi. 2023. Blip-2: Bootstrapping language-image pre-training with frozen image encoders and large language models. *arXiv preprint arXiv:2301.12597*.
- Junnan Li, Dongxu Li, Caiming Xiong, and Steven Hoi. 2022. [Blip: Bootstrapping language-image pre-training for unified vision-language understanding and generation](#).
- Xiang Lisa Li and Percy Liang. 2021. Prefix-tuning: Optimizing continuous prompts for generation. In *Proceedings of the 59th Annual Meeting of the Association for Computational Linguistics and the 11th International Joint Conference on Natural Language Processing (Volume 1: Long Papers)*, pages 4582–4597.
- Junyang Lin, Rui Men, An Yang, Chang Zhou, Ming Ding, Yichang Zhang, Peng Wang, Ang Wang, Le Jiang, Xianyan Jia, Jie Zhang, Jianwei Zhang, Xu Zou, Zhikang Li, Xiaodong Deng, Jie Liu, Jinbao Xue, Huiling Zhou, Jianxin Ma, Jin Yu, Yong Li, Wei Lin, Jingren Zhou, Jie Tang, and Hongxia Yang. 2021. [M6: A chinese multimodal pretrainer](#).
- Haotian Liu, Chunyuan Li, Qingyang Wu, and Yong Jae Lee. 2023. [Visual instruction tuning](#).
- Steven Loria et al. 2018. textblob documentation. *Release 0.15*, 2(8):269.
- Youssef Mohamed, Faizan Farooq Khan, Kilichbek Haydarov, and Mohamed Elhoseiny. 2022. It is okay to not be okay: Overcoming emotional bias in affective image captioning by contrastive data collection. In *IEEE/CVF Conference on Computer Vision and Pattern Recognition (CVPR)*, volume abs/2204.07660.
- OpenAI. 2022. Introducing chatgpt. <https://openai.com/blog/chatgpt>. Accessed: May 3, 2023.
- OpenAI. 2023. [Gpt-4 technical report](#).
- Long Ouyang, Jeffrey Wu, Xu Jiang, Diogo Almeida, Carroll Wainwright, Pamela Mishkin, Chong Zhang, Sandhini Agarwal, Katarina Slama, Alex Ray, et al. 2021. Training language models to follow instructions with human feedback. In *Proceedings of the 35th Conference on Neural Information Processing Systems (NeurIPS)*, pages 27730–27744.
- Zhiwu Qing, Shiwei Zhang, Ziyuan Huang, Xiang Wang, Yuehuan Wang, Yiliang Lv, Changxin Gao, and Nong Sang. 2023. Mar: Masked autoencoders for efficient action recognition. *IEEE Transactions on Multimedia*.

Alec Radford, Jong Wook Kim, Chris Hallacy, Aditya Ramesh, Gabriel Goh, Sandhini Agarwal, Girish Sastry, Amanda Askell, Pamela Mishkin, Jack Clark, et al. 2021. Learning transferable visual models from natural language supervision. *arXiv preprint arXiv:2103.00020*.

Aditya Ramesh, Prafulla Dhariwal, Alex Nichol, Casey Chu, and Mark Chen. 2022. [Hierarchical text-conditional image generation with clip latents](#).

Nils Reimers and Iryna Gurevych. 2019. Sentence-bert: Sentence embeddings using siamese bert-networks. *arXiv preprint arXiv:1908.10084*.

Christoph Schuhmann, Romain Beaumont, Richard Vencu, Cade Gordon, Ross Wightman, Mehdi Cherti, Theo Coombes, Aarush Katta, Clayton Mullis, Mitchell Wortsman, et al. 2022. Laion-5b: An open large-scale dataset for training next generation image-text models. *arXiv preprint arXiv:2210.08402*.

Wei Ren Tan, Chee Seng Chan, Hernan Aguirre, and Kiyoshi Tanaka. 2019. [Improved artgan for conditional synthesis of natural image and artwork](#). *IEEE Transactions on Image Processing*, 28(1):394–409.

Maria Tsimpoukelli, Jacob L Menick, Serkan Cabi, SM Eslami, Oriol Vinyals, and Felix Hill. 2021. Multimodal few-shot learning with frozen language models. *Advances in Neural Information Processing Systems*, 34:200–212.

Jianfeng Wang, Zhengyuan Yang, Xiaowei Hu, Linjie Li, Kevin Lin, Zhe Gan, Zicheng Liu, Ce Liu, and Lijuan Wang. 2022. [Git: A generative image-to-text transformer for vision and language](#). Technical report, Microsoft.

Taojiannan Yang, Yi Zhu, Yusheng Xie, Aston Zhang, Chen Chen, and Mu Li. 2023. [AIM: Adapting image models for efficient video action recognition](#). In *The Eleventh International Conference on Learning Representations*.

Qinghao Ye, Haiyang Xu, Guohai Xu, Jiabo Ye, Ming Yan, Yiyang Zhou, Junyang Wang, Anwen Hu, Pengcheng Shi, Yaya Shi, Chenliang Li, Yuanhong Xu, Hehong Chen, Junfeng Tian, Qian Qi, Ji Zhang, and Fei Huang. 2023. [mplug-owl: Modularization empowers large language models with multimodality](#).

Elad Ben Zaken, Yoav Goldberg, and Shauli Ravfogel. 2022. Bitfit: Simple parameter-efficient fine-tuning for transformer-based masked language-models. In *Proceedings of the 60th Annual Meeting of the Association for Computational Linguistics (Volume 2: Short Papers)*, pages 1–9.

Deyao Zhu, Jun Chen, Xiaoqian Shen, Xiang Li, and Mohamed Elhoseiny. 2023. Minigt-4: Enhancing vision-language understanding with advanced large language models. *arXiv preprint arXiv:2304.10592*.

## A Stage 2 training instructions

## B Zero-shot Testing Datasets

**ArtEmis** (Achlioptas et al., 2021) delves into the intricate relationship between visual content, emotional impact, and language-based explanations. The data of This dataset with annotators indicating dominant emotions and providing grounded verbal explanations. ArtEmis comprises 455K emotion attributions and explanations on 80K artworks from WikiArt (Tan et al., 2019). **ArtEmis-v2.0** (Mohamed et al., 2022) builds upon the original ArtEmis dataset by employing a novel contrastive data collection approach. By balancing emotional biases and incorporating 260,533 new instances with contrasting emotions, the dataset achieves a more fine-grained representation of emotions and associated painting explanations. Furthermore, to further enrich our evaluation, we filtered images from the mPLUG-Owl (Ye et al., 2023) database and others, in total the 40 image-instruction data called **ArtMM**. These images, characterized by their complex elements, were a mix of those found online and others generated using DALL-E 2 (Ramesh et al., 2022).

## C Evaluation Metrics

**VADER.** For VADER-based similarity (Hutto and Gilbert, 2014), we utilized the VADER sentiment analyzer to compute the compound sentiment score for each response. The compound sentiment score represents the overall sentiment of the response, ranging from -1 (most negative) to 1 (most positive). The sentiment similarity between two responses, model response and Labeling of data sets, was then calculated as the absolute difference between their respective compound sentiment scores. A higher score indicates better performance.

**TextBlob.** For TextBlob-based similarity (Loria et al., 2018), we used the TextBlob library to analyze the polarity (sentiment score) of each response. The polarity ranges from -1 (most negative) to 1 (most positive). Similar to VADER-based similarity, the sentiment was computed as the absolute difference between their polarity scores. Higher scores indicate better performance.

**BERT.** For BERT-based similarity, we employed the SentenceTransformer BERT (Reimers and Gurevych, 2019) model to encode text into high-dimensional embeddings. We then utilized the cosine similarity metric to quantify the simi-

---

**LLaVA Instructions**

---

Describe the following image in detail  
Provide a detailed description of the given image  
Give an elaborate explanation of the image you see  
Share a comprehensive rundown of the presented image  
Offer a thorough analysis of the image  
Explain the various aspects of the image before you  
Clarify the contents of the displayed image with great detail  
Characterize the image using a well-detailed description  
Break down the elements of the image in a detailed manner  
Walk through the important details of the image  
Portray the image with a rich, descriptive narrative  
Narrate the contents of the image with precision  
Analyze the image in a comprehensive and detailed manner  
Illustrate the image through a descriptive explanation  
Examine the image closely and share its details  
Write an exhaustive depiction of the given image

---

**MiniGPT-4 Instructions**

---

Describe this image in detail  
Take a look at this image and describe what you notice  
Please provide a detailed description of the picture  
Could you describe the contents of this image for me

---

Table 5: It describes all the instructions trained in the second stage of LLaVA and MiniGPT-4. the second training stage of ArtGPT-4 is a random selection of these instructions.

ilarity between their embeddings. The cosine similarity, as shown in Equation (7) ranges from -1 (completely dissimilar) to 1 (identical). Higher scores indicate better performance.

$$\cos \theta = \frac{\mathbf{Y}_A \cdot \mathbf{Y}_B}{\|\mathbf{Y}_A\| \times \|\mathbf{Y}_B\|} \quad (7)$$

Where  $\mathbf{A}$  denotes the word embedding vector of the model responses and  $\mathbf{B}$  denotes the word embedding vector of the labels in the dataset. The  $\mathbf{A} \cdot \mathbf{B}$  denotes the dot product of vectors  $\mathbf{A}$  and  $\mathbf{B}$  and  $\|\cdot\|$  denotes the Euclidean norm.

## D Quality Comparison

**Image Description:** Both MiniGPT-4 and ArtGPT-4 provide detailed descriptions of the images they are given as shown in Table 2, describing a traditional Chinese ink painting of a landscape scene. First, ArtGPT-4 provides more detailed and specific information about the subject matter of the painting, including details about the rocks, trees, and grasses depicted in the image. Second, ArtGPT-4 makes use of more specialized language to describe the painting, including terms such as "Chinese calligraphy brushstrokes" and

"shading and texture of the rocks." This indicates a greater level of expertise and familiarity with the subject matter, which can help to lend credibility and authority to the description. Finally, ArtGPT-4 uses language that emphasizes the emotional and aesthetic impact of the painting, describing it as having a "tranquil" and "beautiful" effect that emphasizes the rugged, wild beauty of the natural landscape. This suggests that ArtGPT-4 is better able to understand and convey the emotional and aesthetic impact of visual art, which could be particularly useful in fields such as art criticism or curation.

**Aesthetics:** Both MiniGPT-4 and ArtGPT-4 recognized the artistic qualities of the image as shown as shown in Table 3, but ArtGPT-4's response is more detailed and descriptive. ArtGPT-4 not only describes the image but also provides an interpretation of it, highlighting the beauty in decay and evoking emotions such as sadness, loneliness, and desolation. In addition, ArtGPT-4 provides a more technical analysis of the image, discussing the composition, lighting, color palette, and tonal range. These details demonstrate a deeper understanding of the elements of visual arts and photography.

Overall, ArtGPT-4's response is more nuanced and insightful, showcasing its superior capacity for understanding and analyzing art.

**Better-Looking Websites:** ArtGPT-4's response includes an image that serves as a visual representation of the joke website as shown in Table 4. The use of the image adds an extra layer of creativity to the website and can help to attract visitors. Additionally, the CSS styling used in ArtGPT-4's response is more comprehensive, providing more visual appeal to the website. In comparison, MiniGPT-4's response uses a more basic CSS styling and does not include an image. The website still looks functional and readable, but it lacks the same level of visual interest that ArtGPT-4's response provides. Overall, ArtGPT-4's response demonstrates a more sophisticated understanding of web design and has more visual appeal than MiniGPT-4's response.

## E ArtMM Benchmarks

Similar to how the TOEFL and IELTS tests are used to measure English language proficiency, we were enthusiastic about establishing a reliable standard for evaluating the ability to understand multimodal images. We implemented four scoring criteria and a five-point scoring scale to evaluate the model's capacity for understanding images.

**Image Depiction Capability (IDC):** We selected 10 various types of graphs, such as paintings, photographs, AI-generated images, etc., for the model to provide descriptions for. Each image is scored according to the following criteria:

- 0: No image description capability
- 1: Description does not match real image representation
- 2: Partial image description
- 3: Complete image description without appreciation information
- 4: Complete image description at the human level of appreciation
- 5: Complete image description surpassing the human level of appreciation, such as an artist.

### **Image Sentiment Analysis Capability (ISAC):**

We chose 10 images of individuals and instructed the participants to "Analyze the emotions expressed by the individuals in the images as well as the emotions felt by the viewer observing them." Each image is scored according to the following criteria:

- 0: Can't describe the feelings about the picture
- 1: Can describe the relevant emotion but no logical proof (e.g.: the picture is seen... So people will have a kind of... emotion)
- 2: Can describe the relevant emotion and justify it. But the description is not perfect
- 3: The individuals in the images or the viewer's emotions can be described perfectly and justified.
- 4: Can describe all the emotions as an ordinary person and justify them.
- 5: Can describe all emotions perfectly and justifiably and full of art.

### **Image Content Recognition Capability (ICRC):**

We selected 5 images with a variety of objects and scenes, such as animals, landscapes, and household items, for the model to recognize and label. Each image is scored according to the following criteria:

- 0: No image content recognition capability
- 1: Some objects/scenes are recognized but with significant errors or omissions
- 2: Most objects/scenes are recognized with some errors or omissions
- 3: All objects/scenes are recognized with few errors or omissions
- 4: All objects/scenes are recognized with high accuracy and speed, comparable to a human observer
- 5: All objects/scenes are recognized with high accuracy, speed, and contextual understanding, surpassing the performance of a human observer.

**Multi-round Dialogue Image Understanding Capability (MDIUC):** We randomly select 2 images and conduct five rounds of dialogue with the model for each image to assess its multi-round image understanding capability. Each image-dialogue pair is scored according to the following criteria:

- 0: No image understanding capability in the dialogue
- 1: Partial image understanding, but unable to carry on the dialogue smoothly
- 2: Able to understand the image to some extent and carry on the dialogue with some coherence, but lacks understanding of some key points
- 3: Can understand the image and carry on the dialogue smoothly, but with some minor misunderstandings or mistakes
- 4: Can understand the image and carry on the dialogue smoothly, with accurate understanding and good coherence
- 5: Can understand the image and carry on the dialogue smoothly, with accurate understanding, good coherence, and creative responses.

We incorporated these scoring criteria into the state-of-the-art GPT-4 model to establish a comprehensive multimodal model evaluation system.

## F Compare with GPT-4

The following four examples demonstrate that ArtGPT-4 possesses comparable or even superior image comprehension abilities compared to GPT-4. This achievement is a remarkable breakthrough, given that ArtGPT-4 has only 13 billion parameters, significantly fewer than GPT-4’s 175+ billion parameters.

### F.1 Image Depiction Capability

As shown in Table 9, ArtGPT-4’s description of the image is highly effective in conveying a sense of action and excitement. The desert landscape and the figure in the space suit are rendered in vibrant detail, with expert use of texture, lighting and colour. It is successful in creating a tangible sense of atmosphere and energy. The description’s emphasis on the image’s artistic merits, such as its vibrant colours and realistic textures, provides a vivid impression of the image as a digital artwork.

### F.2 Understanding Human Emotional Capabilities

As shown in Table 10 and Table 11, the ArtGPT-4 performs remarkably well in understanding human emotions. It even surpasses GPT-4 in certain aspects, such as its ability to accurately capture the squirrel’s expression. It provides a rich vocabulary and expressive language when describing the image, such as the use of "cute" and "playful", which effectively convey the image’s sense of humor and charm. Moreover, it is able to describe facial expressions and actions depicted in the image, which is an important aspect of understanding human emotions.

### F.3 Abnormal Image Understanding Skills

As shown in Table 12, ArtGPT-4 can depict the abnormalities of the image as well as GPT-4.

### F.4 Data Analysis Capability

ArtGPT-4, exhibits an exceptional ability to comprehend mathematical problems and solve them methodically, similar to human cognition. Moreover, its performance is on par with the renowned GPT-4. As shown in Table 13, the model accurately identifies and extracts relevant information from a graph to derive the sum of average daily meat consumption for Georgia and Western Asia in 1997. Its proficiency in solving such problems showcases the model’s potential to contribute to various fields, including data analysis and decision-making.


ArtGPT-4 and image example compare	
Ures	<p>Could you please describe the diagram?</p> 
MiniGPT-4	<p>The image appears to be an abstract ink painting with black and white keys brush strokes creating various shapes and patterns on a white background. Some of the shapes appear to be tree branches, while others are more geometric in shape. There are also some splashes of white ink that appear to be floating in the air. The overall effect is one of movement and energy, with the brush strokes creating a sense of motion and flow.</p>
ArtGPT-4	<p>The image depicts a traditional Chinese ink painting. The painting features a group of rocks and boulders on a hill, with black ink used to create the shading and details of the rocks. The overall effect is one of rugged, natural beauty, with the black ink contrasting against the white paper to create a striking visual impact.</p> <p>The rocks are depicted in various sizes, with some larger and more prominent than others, and the overall composition creates a sense of depth and space. The use of Chinese calligraphy brushstrokes is evident in the way the ink is applied, with thin, delicate lines used to depict the trees and grasses, and thicker, bolder strokes used to create the shading and texture of the rocks. The overall effect is one of tranquility and beauty, with the natural landscape depicted in a way that emphasizes its rugged, wild beauty.</p> <p>The use of black ink creates a sense of contrast and depth, with the dark tones of the ink contrasting against the white paper to create a striking visual impact. The rocks are depicted in various sizes, with some larger and more prominent than others, and the overall composition creates a sense of depth and space.</p> <p>The use of Chinese calligraphy brushstrokes is evident in the way the ink is applied, with thin, delicate lines used to depict the trees and grasses, and thicker, bolder strokes used to create the shading and texture of the rocks. The overall effect is one of tranquility and beauty, with the natural landscape depicted in a way that emphasizes its rugged, wild beauty.</p>

Table 6: The image description capability of GPT-4 compared with the ArtGPT-4. ArtGPT-4 provides more detailed and specific information about the subject matter of the painting. ArtGPT-4 uses language that emphasizes the emotional and aesthetic impact of the painting, describing it as having a "tranquil" effect that emphasizes the rugged, wild beauty of the natural landscape.


<b>ArtGPT-4 and image example compare</b>	
<b>Ures</b>	Do you think this picture is artistic? Why? 
<b>MiniGPT-4</b>	Yes, I think this image is artistic. The image appears to be a close-up shot of three roses, with one in the foreground and the other two in the background. The lighting is dim, with shadows cast on the petals and stems of the roses. The colors are muted, with the roses appearing to be a deep, dark red. The overall effect is one of stillness and quiet, with the roses appearing to be suspended in time.
<b>ArtGPT-4</b>	Yes, I think this image is artistic. The photograph captures the essence of beauty in decay, the fading colors of the petals, and the empty space around the roses. The image evokes feelings of sadness, loneliness, and desolation. The composition of the photograph is well balanced, with the roses in the foreground and the background fading into greyscale. The lighting creates a dramatic effect, highlighting the decay of the flowers and casting deep shadows on the walls. The color palette is rich and warm, with the red roses standing out against the fading grey wall. The tonal range is well-balanced, with the roses' deep red contrasting with the lighter tones of the petals and the wall. Overall, the image is well-executed and captures the beauty in decay. It is an example of still life photography, capturing the fleeting beauty of nature and preserving it in a way that emphasizes its transience.

Table 7: The Aesthetics description capability of GPT-4 compared with the ArtGPT-4. ArtGPT-4 not only describes the image but also provides an interpretation of it, highlighting the beauty in decay and evoking emotions such as sadness, loneliness, and desolation. In addition, ArtGPT-4 provides a more technical analysis of the image.

ArtGPT-4 and image example compare	
Ures	<p>Can you please give me an executable HTML and CSS code and spruce up this site?</p> 
MiniGPT-4	<div style="text-align: center;"> <h1>A Joke Website</h1> <p>Welcome to A Joke Website! Here you will find a collection of jokes and puns.</p> <p>Copyright © 2023 A Joke Website</p> </div>
ArtGPT-4	<div style="text-align: center;"> <h1>joke website</h1> <h2>A Joke Website</h2> <p>Here you will find a collection of jokes and puns.</p> </div>

Table 8: ArtGPT-4 use of the image adds an extra layer of creativity to the website and can help to attract visitors. Additionally, the CSS styling used in ArtGPT4’s response is more comprehensive, providing more visual appeal to the website. In comparison, MiniGPT-4’s response uses a more basic CSS styling and does not include an image. The website still looks functional and readable, but it lacks the same level of visual interest that ArtGPT-4’s response provides.




<b>ArtGPT-4 and image example compare</b>	
<b>Ures</b>	<p>Here is an audience submitted image</p> 
<b>GPT-4</b>	<p>This image depicts an astronaut exploring a snowy, mountainous landscape on an alien planet. In the background, we see a large spacecraft resting on the snow-covered ground, with its antennas and various equipment. The sky above is filled with stars, and a celestial body can be seen in the distance. The astronaut appears to be wearing a green spacesuit and is captured in motion, perhaps making his way towards the spacecraft.</p>
<b>ArtGPT-4</b>	<p>This is a screen shot of a video game or virtual environment. The image shows a desert landscape with mountains in the background, and a person wearing a spacesuit standing on the ground with their arms outstretched. It looks like they are running or jumping, but it is not clear from this image alone. The image has a clear and detailed representation of the environment, with realistic textures and lighting. The colors are vibrant and contrasting, making the image look very appealing. The overall quality of the image is high, with excellent details and contrast.</p>

Table 9: In the example video (<https://www.youtube.com/watch?v=outcGtbnMuQ>) the image description capability of GPT-4 compared with the ArtGPT-4


<b>ArtGPT-4 and image example compare</b>	
<b>Ures</b>	<p>What's funny about this image?</p> 
<b>GPT-4</b>	<p>The image is funny because it shows a squirrel holding a camera and taking a photo of a nut as if it were a professional photographer. It's a humorous situation because squirrels typically eat nuts, and we don't expect them to use a camera or act like humans.</p>
<b>ArtGPT-4</b>	<p>This image is funny because it depicts a cartoon squirrel holding a camera with a nut in its hand. The squirrel is wearing a camera strap and looking at the camera with a smile on its face. It is a cute and playful image that can make people laugh. The squirrel's facial expression is funny because it is playful and expressive. The fact that the squirrel is holding a camera while eating nuts is also amusing because it shows that the animal is multitasking and is not afraid to try new things. Overall, this image is funny because it is a cute and playful representation of a squirrel doing something unexpected, which is taking a photo with a camera while eating nuts.</p>

Table 10: In the example video (<https://www.youtube.com/watch?v=outcGtbnMuQ>) the human emotion capability of GPT-4 compared with the ArtGPT-4


<b>ArtGPT-4 and image example compare</b>	
<b>Ures</b>	<p>What's funny about this image?</p> <p>Sometimes I just look at pictures of the earth from space and I marvel at how beautiful it all is.</p> 
<b>GPT-4</b>	<p>This meme is a joke that combines two unrelated things: pictures of the earth from space and chicken nuggets. The text of the meme suggests that the image below is a beautiful picture of the earth from space. However, the image is actually of chicken nuggets arranged to vaguely resemble a map of the world. The humor in this meme comes from the unexpected juxtaposition of the text and the image. The text sets up an expectation of a majestic image of the earth, but the image is actually something mundane and silly.</p>
<b>ArtGPT-4</b>	<p>The humor in this image comes from the idea of using food to represent a map of the world and the absurdity of using such a small and seemingly insignificant object to represent something as large and complex as the Earth. The fact that the image is presented as a meme on social media further adds to the humor by making it seem like a silly and unexpected thing to do.</p>

Table 11: In the example artical (OpenAI, 2023) the human emotion capability of GPT-4 compared with the ArtGPT-4


<b>ArtGPT-4 and image example compare</b>	
<b>Ures</b>	<p>What is unusual about this image?</p> 
<b>GPT-4</b>	<p>The unusual thing about this image is that a man is ironing clothes on an ironing board attached to the roof of a moving taxi.</p>
<b>ArtGPT-4</b>	<p>It is unusual because it shows a man standing on the back of a taxi holding an iron in his hand and ironing clothes. This is not a common sight in most cities.</p>

Table 12: In the example artical (OpenAI, 2023) the abnormal image capability of GPT-4 compared with the ArtGPT-4

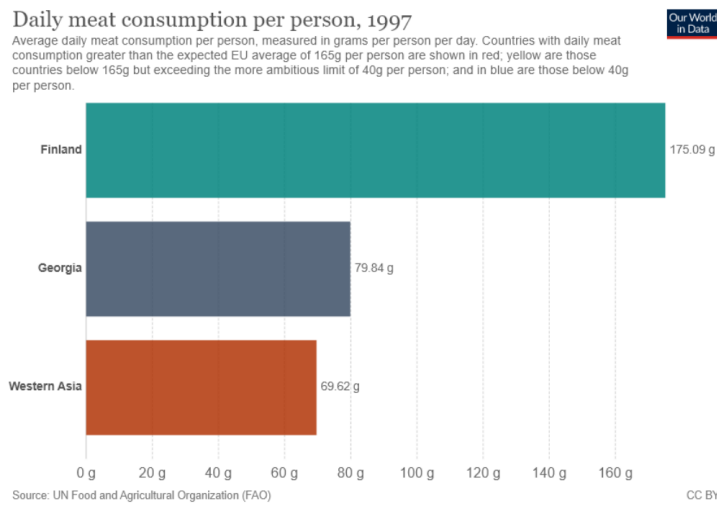
<b>ArtGPT-4 and image example compare</b>									
<b>Ures</b>	<p>What is unusual about this image?</p>  <p>Daily meat consumption per person, 1997 Average daily meat consumption per person, measured in grams per person per day. Countries with daily meat consumption greater than the expected EU average of 165g per person are shown in red, yellow are those countries below 165g but exceeding the more ambitious limit of 40g per person, and in blue are those below 40g per person.</p> <table border="1"> <thead> <tr> <th>Country/Region</th> <th>Daily Meat Consumption (g)</th> </tr> </thead> <tbody> <tr> <td>Finland</td> <td>175.09 g</td> </tr> <tr> <td>Georgia</td> <td>79.84 g</td> </tr> <tr> <td>Western Asia</td> <td>69.62 g</td> </tr> </tbody> </table> <p>Source: UN Food and Agricultural Organization (FAO) CC BY</p>	Country/Region	Daily Meat Consumption (g)	Finland	175.09 g	Georgia	79.84 g	Western Asia	69.62 g
Country/Region	Daily Meat Consumption (g)								
Finland	175.09 g								
Georgia	79.84 g								
Western Asia	69.62 g								
<b>GPT-4</b>	<p>To find the sum of average daily meat consumption for Georgia and Western Asia, we will follow these steps:</p> <ol style="list-style-type: none"> <li>1. Identify the average daily meat consumption for Georgia.</li> <li>2. Identify the average daily meat consumption for Western Asia.</li> <li>3. Add the values from steps 1 and 2.</li> </ol> <p>Step 1: From the provided chart, we see that the average daily meat consumption for Georgia is 79.84 grams per person per day.</p> <p>Step 2: From the chart, we see that the average daily meat consumption for Western Asia is 69.62 grams per person per day.</p> <p>Step 3: Add the values from steps 1 and 2. <math>79.84 \text{ g (Georgia)} + 69.62 \text{ g (Western Asia)} = 149.46 \text{ g}</math></p> <p>So, the sum of average daily meat consumption for Georgia and Western Asia is 149.46 grams per person per day.</p>								
<b>ArtGPT-4</b>	<p>To find the sum of average daily meat consumption for Georgia and Western Asia, we need to look at the data provided in the graph.</p> <p>Georgia's average daily meat consumption per person in 1997 was 79.84 grams.</p> <p>Western Asia's average daily meat consumption per person in 1997 was 69.62 grams.</p> <p>The sum of the average daily meat consumption per person for Georgia and Western Asia in 1997 is <math>79.84 + 69.62 = 149.46</math> grams.</p> <p>Therefore, the sum of average daily meat consumption per person for Georgia and Western Asia in 1997 is 149.46 grams.</p>								

Table 13: In the example artical (OpenAI, 2023) the analysis data capability of GPT-4 compared with the ArtGPT-4