

Automated Data Denoising for Recommendation

Yingqiang Ge
Rutgers University
yingqiang.ge@rutgers.edu

Mostafa Rahmani
Amazon.com, Inc.
mostrahm@amazon.com

Athirai Irissappane
Amazon.com, Inc.
athirai@amazon.com

Jose Sepulveda
Amazon.com, Inc.
joseveda@amazon.com

James Caverlee
Texas A & M University
caverlee@gmail.com

Fei Wang
Amazon.com, Inc.
feiww@amazon.com

ABSTRACT

In real-world scenarios, most platforms collect both large-scale, naturally noisy implicit feedback and small-scale yet highly relevant explicit feedback. Due to the issue of data sparsity, implicit feedback is often the default choice for training recommender systems (RS), however, such data could be very noisy due to the randomness and diversity of user behaviors. For instance, a large portion of clicks may not reflect true user preferences and many purchases may result in negative reviews or returns. Fortunately, by utilizing the strengths of both types of feedback to compensate for the weaknesses of the other, we can mitigate the above issue at almost no cost. In this work, we propose an Automated Data Denoising framework, **AutoDenoise**, for recommendation, which uses a small number of explicit data as validation set to guide the recommender training. Inspired by the generalized definition of curriculum learning (CL), AutoDenoise learns to automatically and dynamically assign the most appropriate (discrete or continuous) weights to each implicit data sample along the training process under the guidance of the validation performance. Specifically, we use a delicately designed controller network to generate the weights, combine the weights with the loss of each input data to train the recommender system, and optimize the controller with reinforcement learning to maximize the expected accuracy of the trained RS on the noise-free validation set. Thorough experiments indicate that AutoDenoise is able to boost the performance of the state-of-the-art recommendation algorithms on several public benchmark datasets.

CCS CONCEPTS

• **Computing methodologies** → **Machine learning; Reinforcement learning**; • **Information systems** → **Recommender systems; Information retrieval**.

KEYWORDS

Recommender Systems, Data Denoising, Automated Machine Learning, Reinforcement Learning

Work was done when Yingqiang worked as a summer intern at Amazon in 2022.

Permission to make digital or hard copies of all or part of this work for personal or classroom use is granted without fee provided that copies are not made or distributed for profit or commercial advantage and that copies bear this notice and the full citation on the first page. Copyrights for components of this work owned by others than ACM must be honored. Abstracting with credit is permitted. To copy otherwise, or republish, to post on servers or to redistribute to lists, requires prior specific permission and/or a fee. Request permissions from permissions@acm.org.

SIGIR '23, July 23rd - 27th, 2023, Taipei

© 2023 Association for Computing Machinery.
ACM ISBN 978-x-xxxx-xxxx-x/YY/MM... \$15.00
<https://doi.org/10.1145/nnnnnnn.nnnnnnn>

ACM Reference Format:

Yingqiang Ge, Mostafa Rahmani, Athirai Irissappane, Jose Sepulveda, James Caverlee, and Fei Wang. 2023. Automated Data Denoising for Recommendation. In *Proceedings of SIGIR '23*. ACM, New York, NY, USA, 11 pages. <https://doi.org/10.1145/nnnnnnn.nnnnnnn>

1 INTRODUCTION

Recommender systems (RS) are an essential part of modern life, which are widely deployed in almost every corner of our daily routines and facilitate the human decision-making process by providing relevant suggestions. Various techniques have been adapted to enhance the capabilities of deep recommendation systems with the common goal of predicting more accurate user preferences, including but not limited to meticulously selecting user/item interaction features [19, 27], or proposing novel loss functions [25, 49]. However, very few works doubt the reliability of the data source.

General recommender systems focus on modeling the compatibility between users and items, based on historical user-item interaction (e.g. clicks, purchases, likes). Existing literature usually separate user-item interaction into two categories [7, 12, 14, 31]: explicit feedback and implicit feedback. On one hand, explicit feedback, such as ratings and reviews, are collected when users actively and explicitly tell the system about their preferences for an item, which are usually small-scale yet highly relevant. On the other hand, implicit feedback, such as user clicks or purchases, are passively recorded when users interact with the website interface, so they are easily collectable and large-scale but can only implicitly reflect the part of the users' preferences, as they are easily affected by the first impression of users and other factors, such as click baits [42], position bias [16], etc. In order to mitigate the data sparsity issue during model training, most deep recommenders utilize implicit data as input, however, prior work [14, 31, 44] points out that it is more challenging to utilize implicit data since there is an inevitable gap between implicit feedback and the actual user satisfaction due to the prevailing presence of noisy interactions (a.k.a, false-positive interactions), where the users may dislike certain interacted item. For example, in e-commerce platforms, large portions of clicks do not align well with user preferences, and many purchases end up with negative reviews or being returned. Moreover, existing studies [41, 44] have further demonstrated the detrimental effect of such noisy data samples through both offline evaluation and online tests. However, even though it is of critical significance to account for the inevitable noisy nature of implicit feedback for recommender training, little work has been done yet.

Existing efforts dedicated to denoising user-item interactions can be separated into two categories: 1) leveraging additional feedback

(e.g., dwell time, gaze pattern, favorite, skip) either to predict then remove the noisy data or to incorporate these feedback into the training process [28, 44, 46]; 2) utilizing domain expert knowledge to eliminate the effects of false-positive interactions, such as setting threshold for losses [41]. These represent two extreme solutions: the former always use explicit data, which needs additional feedback and extensive manual label work, making it infeasible in most cases; the latter does not use any explicit data since it is based on strong assumptions, while such assumptions are made by domain experts for specific datasets and recommenders. Moreover, both of them neglect the fact that the platforms usually have both large-scale but noisy implicit feedback, and small-scale yet highly relevant explicit feedback. Explicit data suffers from the scale issue while implicit data may not, and implicit data is noisy but explicit data may not. Thus, leveraging each other's strengths to make up for the other's weaknesses provides a natural, feasible and fully automatic solution for the implicit data denoising problem.

To this end, we propose an Automated Data Denoising framework, named *AutoDenoise*, for recommenders, which exploits a small volume of noise-free data (i.e., those true-positive user-item interactions) to guide the recommenders to recommend more satisfying (or true-positive) items to users. Inspired by generalized curriculum learning (CL) [3, 43], *AutoDenoise* learns to automatically and dynamically select the most suitable examples, or assign the most appropriate weights to each sample along the training process under the guidance of the performance on the noise-free data, where the former is named as *Hard AutoDenoise* (*AutoDenoise-H*) and the latter is called *Soft AutoDenoise* (*AutoDenoise-S*). Moreover, unlike traditional CL, our framework allows examples to appear many times (i.e., receive weights greater than one) so as to make a clearer difference between different samples, which helps to generalize data weighting, filtering, and fine-tuning schemes. Technically, following neural architecture search (NAS) in [35, 53], we use a reinforcement learning approach involving a learned agent, named controller, whose task is to learn to assign weights to each implicit data sample. Under the guidance of noise-free data samples, the domain knowledge of true-positive interactions is automatically learned by the controller network. Specifically, we use a meticulously designed controller network to generate (hard or soft) weights, combine the weights with the loss of each input data into a weighted loss to train the recommender system, and optimize the controller with REINFORCE [45] to maximize the expected accuracy of the trained RS on the clean and noise-free data. In our implementation, to make more use of these noise-free data, we also turn it into a validation set, so its recommendation accuracy can be further used for both hyper-parameter tuning and controller's reward signal.

The contributions of this work can be summarized as follows:

- We propose an end-to-end framework, *AutoDenoise*, which is able to automatically and dynamically select the most appropriate data instances (or assign the most appropriate weights to each sample) for RS training to help reduce the noisy signals and improve the recommendation performance;
- We utilize the expected accuracy on the small-scale noise-free validation set to guide the training process, leveraging the strengths of implicit data and explicit data to compensate for each other's weaknesses, which is a natural and elegant solution;

- Extensive experiments on three benchmarks using both classical and deep recommendation models validate the effectiveness and generalizability of *AutoDenoise*.

2 RELATED WORK

In this section, we will briefly introduce some background knowledge about noise in recommendation, curriculum learning in recommendation and automated machine learning in recommendation.

2.1 Noise in Recommendation

Generally, there are two types of noises in recommender systems [34]: malicious noise (shilling noise, e.g., injection attacks) and non-malicious noises (natural noise, e.g., human errors). The former is usually the result of malicious users deliberately manipulating the predicted scores of certain items, while the latter is related to random user behaviors during the selection of items. In collaborative filtering recommendation systems, there have already been many approaches focusing on detecting malicious noise, while, given that natural noise is often hidden in the user's behavior, there are only a few studies related to this problem. For instance, Li et al. [24] utilized a novel real-time quadratic optimization algorithm for identifying and removing noisy non-malicious users (NNMUS), which deals with natural noise through detecting noise but not malicious users if the user's rating for closely related items has the same score. Moreover, some existing work collected the various users' feedback (e.g., dwell time [20], gaze patterns [48], and skip [6]) and the item characteristics [31] to predict the user's satisfaction, while other approaches [28, 44, 46] directly incorporated additional feedback into training. For example, Wen et al. [44] used three types of items: "click-complete", "click-skip", and "non-click", to train the recommendation model, where the last two types of items are both treated as negative samples but with different weights. All these methods need additional feedback and extensive manual label work, e.g., users have to tell their satisfaction of each interaction. Furthermore, the quantification of item quality largely relies on the manual feature design and the labeling of domain experts [31]. The unaffordable labor cost impedes the practical application of these methods, especially in the scenarios where item pools change over time, such as news recommendation, movie recommendation, etc.

On the contrary, our proposed framework, *AutoDenoise*, takes advantage of the fact that the platforms usually have both large-scale noisy implicit feedback and small-scale yet noise-free explicit feedback, which makes it possible to leverage each other's strengths to make up for the other's weakness in the data denoising problem, leading to a feasible and elegant solution.

2.2 Curriculum Learning in Recommendation

The idea of curriculum learning (CL) was popularized by Bengio et al. [3], who viewed it as a way to improve convergence by presenting heuristically identified easy examples first [3]. The core idea of CL is that easier instances should be involved first in the model learning, and then more complex ones are gradually considered. This tactic is empirically evaluated to be beneficial for the learning process to alleviate the bad local minimum, leading to the superior performance in some tasks [38]. To make a recommender model understand user preferences more precisely, various studies have

suggested curriculum learning during model training [14, 33, 47]. For example, in movie recommendation, a self-paced learning (SPL) based reweighting [23] strategy was proposed by Zhang et al. [47] to select the samples for reweighting under a predefined weighting scheme. As another example, Liu et al. [30] designed a bounded SPL learning paradigm with a parameter to control how many instances will be finally induced in the model learning, which tries to learn the model mainly on clean data and exclude noisy instances.

Moreover, among works on handling noisy data in recommendation, the closest to ours is Wang et al. [41], which proposed two strategies to deal with noisy data: 1) truncating the loss values of hard interactions to 0 with a dynamic threshold; 2) assigning hard interactions with smaller weights based on a variant of Focal Loss [26]. Nevertheless, this setting has two major drawbacks: first, it still uses fixed weighting functions designed with domain expert knowledge, which is time consuming and inflexible; second, it exploits a strong assumption that deep models will learn the easy and clean patterns in the early stage, which has been proven to be not always true in many other cases [40, 52]. Our proposed framework is neither based on the “easier first” assumption nor the “harder first” assumption [43], instead it learns to allocate the most appropriate training data in a trial and error fashion, i.e., reinforcement learning. We also replace the fixed predefined weighting function with a learnable deep neural network, which enhances its ability of generalization.

2.3 AutoML in Recommendation

The proposed framework is closely related to the field of Automated Machine Learning (AutoML) as it focuses on automating data processing tasks such as data selection and reweighting. In the light of this, we provide a brief overview of how AutoML is applied to the field of recommendation.

AutoML techniques have been widely introduced in recommendation systems. Specifically, existing works mainly focused on three research directions: 1) the design of the embedding layer, 2) the selection of feature interaction patterns, and 3) the generation of loss function. For the embedding layer design, several works [17, 29, 50] proposed novel methods to automatically select the most appropriate embedding size for different feature fields. For example, Liu et al. [29] proposed to dynamically search embedding sizes for users and items based on their popularity by introducing a novel embedding size adjustment policy network (ESAPN). Similarly, Ginart et al. [8] proposed to use mixed dimension (MD) embedding layer, which consists of variable embedding sizes for each feature, and Cheng et al. [5] proposed to perform embedding dimension selection with a soft selection layer, making the dimension selection more flexible. For feature selection, Luo et al. proposed AutoCross in [32], which enables explicit high order feature interaction search on a tree-structured search space by implementing greedy beam search. In [39], the authors proposed to interpret feature interactions from a source recommender model and then encode these interactions in a target recommender model, where both source and target models are black-box models. For loss function generation, there have been only a few pioneering works, such as [25, 49]. For instance, Li et al. [25] proposed an automatic loss function generation framework, AutoLossGen, which is able to generate loss

functions directly constructed from basic mathematical operators without prior knowledge on the loss structure.

3 PROBLEM FORMULATION

In this section, we first provide an overview of the general recommendation problem, and then propose to integrate curriculum learning into the recommendation task to mitigate the impact of false-positive training samples.

3.1 Recommendation Formulation

Suppose we have a user set with m users denoted as \mathcal{U} , an item set \mathcal{V} with n items and their interaction set $\mathcal{D} = \{(u, v, y_{uv}, t) | u \in \mathcal{U}, v \in \mathcal{V}, y_{uv} \in \{0, 1\}, t \in \mathbb{R}^+\}$, y_{uv} represents whether the user u interacted with item v , and t is the timestamp. All users share an embedding matrix $\mathbf{U} \in \mathbb{R}^{m \times d}$, and items share an embedding matrix $\mathbf{V} \in \mathbb{R}^{n \times d}$, where d is the size of embedding vector. Accordingly, each user’s or item’s latent vector $\mathbf{e}_u \in \mathbb{R}^d$ or $\mathbf{e}_v \in \mathbb{R}^d$ is the corresponding row in the embedding matrix:

$$\mathbf{e}_u = \mathbf{U}u; \quad \mathbf{e}_v = \mathbf{V}v.$$

The embedding matrices \mathbf{U} and \mathbf{V} for users and items are exactly what to learn in the training process, with supervised ground-truth of user-item interactions. We define a model f , which is a function parameterized with θ , to predict the user-item ranking score $\hat{y}_{u,v}$ for user u and item v , as

$$\hat{y}_{u,v} = f(\mathbf{e}_u, \mathbf{e}_v | Z, \Theta) \quad (1)$$

where $\Theta = \{\mathbf{U}, \mathbf{V}, \theta\}$ contains all learnable model parameters, and Z represents all other auxiliary information. Depending on the application, Z could be rating scores, clicks, text, images, etc., and is optional in the recommendation model f (we will omit Z in the rest of our paper for simplicity). The goal of a recommendation system can be stated as follows: learning a recommendation model from \mathcal{D} so that it can capture user preferences and make high-quality recommendations.

$$\mathcal{L}(\mathcal{D}|\Theta) = \frac{1}{|\mathcal{D}|} \sum_{x \in \mathcal{D}} \ell(f(\mathbf{e}_u, \mathbf{e}_v | \Theta), y_{uv}) \quad (2)$$

where $\ell(\cdot)$ can be any suitable loss functions, e.g., Binary Cross Entropy loss (BCE), Bayesian Personalized Ranking loss (BPR) [37], Softmax loss, etc. After training is complete, the top- K items generated by the ranking score function f except the interacted items are recommended to the user u .

3.2 Curriculum Learning for Recommendation

Usually, Eq. 2 can be directly optimized by stochastic gradient descent (SGD) method. However, the noisy training samples will be treated equally as good samples for the update of the parameters during the process of model training, and the noisy training instances will greatly harm the effectiveness of the model. To overcome the above issue, curriculum learning (CL) mechanism is introduced.

In this work, we mainly focus on automatic curriculum learning since traditional predefined curriculum learning methods heavily rely on human prior knowledge [43]. Concretely, we aim to learn a

Symbol	Description
\mathcal{U}	The set of users in a recommender system
\mathcal{V}	The set of items in a recommender system
\mathcal{D}	The set of user-item interactions
m	The number of users
n	The number of items
u	A user ID in a recommender system
v	An item ID in a recommender system
U	A user embedding matrix
V	A item embedding matrix
\mathbf{e}_u	User u 's embedding
\mathbf{e}_v	Item v 's embedding
d	The dimension of user/item embedding
y_{uv}	Ground-truth value of the pair (u, v)
\hat{y}_{uv}	Predicted value of the pair (u, v)
K	The length of the recommendation list
$f_{\Theta}(\cdot)$	The recommendation model parameterized with Θ
$g_{\Phi}(\cdot)$	The controller network parameterized with Φ
w_{uv}	The weight assigned to pair (u, v)
\mathbf{w}	The weight vector for all user-item interactions
\mathcal{R}_{val}	Reward on validation set

Table 1: Summary of the notations in this work.

reweighting of each input sample and minimize a weighted loss,

$$\mathcal{L}'(\mathcal{D}|\Theta, \mathbf{w}) = \frac{1}{|\mathcal{D}|} \sum_{(u,v) \in \mathcal{D}} w_{uv} \cdot \ell(f(\mathbf{e}_u, \mathbf{e}_v | \Theta), y_{uv}) \quad (3)$$

In classical CL, $\mathbf{w} = [w_{uv}]^{|\mathcal{D}|} \in [0, 1]^{|\mathcal{D}|}$ represents the weight vector, and each element w_{uv} measures the easiness of each user-item pair $(u, v) \in \mathcal{D}$ to determine whether an instance is selected or not. Considering the large number of w_{uv} , we replace \mathbf{w} with a controller network g in Eq. 3, which is a deep neural network parameterized with Φ . The new objective function is shown as follows,

$$\mathcal{L}'(\mathcal{D}|\Theta, \Phi) = \frac{1}{|\mathcal{D}|} \sum_{(u,v) \in \mathcal{D}} g(\mathbf{e}_u, \mathbf{e}_v | \Phi) \ell(f(\mathbf{e}_u, \mathbf{e}_v | \Theta), y_{uv}) \quad (4)$$

Finally, our new optimization problem is,

$$\min_{\Theta, \Phi} \mathcal{L}'(\mathcal{D}|\Theta, \Phi) + \lambda_1 \|\Theta\|^2 + \lambda_2 \|\Phi\|^2 \quad (5)$$

where $\lambda_1 \in [0, 1]$ and $\lambda_2 \in [0, 1]$ are hyper-parameters used to control the weights between the three terms, and $\|\Theta\|^2$ and $\|\Phi\|^2$ represent L2 penalty. Most of the important symbols used in the paper can be referred in Table 1.

Moreover, without losing generality, we only formulate the problem based on collaborative filtering methods and focus on reweighting the training loss. However, the proposed framework can be applied to any differentiable recommendation models. For example, the user embedding \mathbf{e}_u can also be replaced with other hidden representations, such as the representation of user behavior sequences in sequential recommendation. We also demonstrate the generalizability of our framework by applying it to various recommendation algorithms in the experimental section.

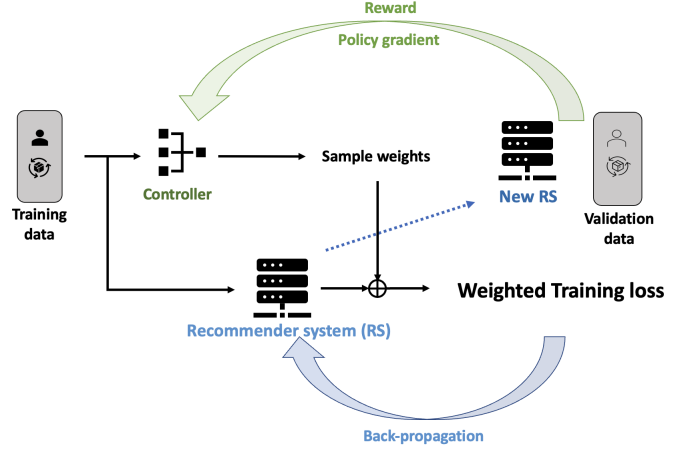


Figure 1: Illustration of the proposed method.

4 AUTODENOISE

With the above definitions, the objective of our AutoDenoise framework is to automatically and dynamically assign the most appropriate weights (discrete or continuous values) to each implicit data sample through learning Θ^* and Φ^* in Eq. 5. We will introduce in details on how to leverage reinforcement learning (RL) to optimize the controller network $g_{\Phi}(\cdot)$ and the recommendation model $f_{\Theta}(\cdot)$.

4.1 Overall Procedure

In AutoDenoise, the parameters to be optimized are from two networks, namely f_{Θ} and g_{Φ} . For RS model, we perform stochastic gradient descent (SGD) to update Θ on the implicit training data, while for the controller, inspired by the success of neural architecture search (NAS) in [35, 53], we apply the reinforcement learning algorithm to update Φ , and the accuracy on the explicit validation dataset is used as the reward signal for policy gradient. This forms a bi-level optimization problem [2], where controller parameters Φ and RS parameters Θ are considered as the upper- and lower-level variables. The optimization problem is formulated as:

$$\begin{aligned} & \max_{\Phi} \mathbb{E}_{\mathbf{w} \sim g(\mathcal{D}|\Phi, \Theta^*)} [\mathcal{R}_{val}] \\ & \text{s.t. } \Theta^* = \arg \min_{\Theta} \mathcal{L}'_{train}(\mathcal{D}|\Theta, \Phi^*) \end{aligned} \quad (6)$$

where \mathcal{R}_{val} represents the reward (i.e., accuracy) on validation set. To solve this problem, one can update Θ and Φ in an alternative manner. Specifically, Θ and Φ are alternately updated on training and validation data by minimizing the training loss \mathcal{L}'_{train} and maximizing the expected validation performance $\mathbb{E}_{\mathbf{w} \sim g(\mathcal{D}|\Phi, \Theta^*)} [\mathcal{R}_{val}]$, respectively.

As shown in Fig. 1, at each training epoch, the controller will dynamically select examples for training according to the recommender's feedback, and the trained recommender will result in an accuracy on the validation set. Using this accuracy as the reward signal, we can compute the policy gradient to update the controller. Moreover, the weight assignment is taken as the action in the RL schemes, and the feedback is taken as the state and reward.

4.2 Training with REINFORCE

In our setup, the environment is the recommender system and its training data, as illustrated in Fig. 1. The weight vector \mathbf{w} that the controller predicts can be viewed as an action for the training of the recommender. We can use the accuracy on the validation set as the reward signal \mathcal{R}_{val} and use reinforcement learning to train the controller. More concretely, to find the optimal architecture, we require our controller to maximize its expected reward, represented by $J(\Phi)$:

$$J(\Phi) = \mathbb{E}_{\mathbf{w} \sim g(\mathcal{D}|\Phi)}[\mathcal{R}_{val}] \quad (7)$$

Since the reward signal \mathcal{R}_{val} is non-differentiable, we need to use a policy gradient method to iteratively update Φ . In this work, we use the REINFORCE in [45] as follows,

$$\nabla_{\Phi} J(\Phi) = E_{P(\mathbf{w}|\Phi)}[\nabla_{\Phi} \log P(\mathbf{w}|\Phi) \cdot \mathcal{R}_{val}] \quad (8)$$

An empirical approximation of the above quantity is:

$$\nabla_{\Phi} J(\Phi) \approx \frac{1}{|\mathcal{D}|} \sum_{(u,v) \in \mathcal{D}} \nabla_{\Phi} \log P(w_{uv}|\Phi) \cdot \mathcal{R}_{val} \quad (9)$$

The above update is an unbiased estimate for our gradient, but has a very high variance. In order to reduce the variance of this estimate, following [35, 53], we employ a baseline function b , which is the moving average of the previous reward signals:

$$\frac{1}{|\mathcal{D}|} \sum_{(u,v) \in \mathcal{D}} \nabla_{\Phi} \log P(w_{uv}|\Phi) \cdot (\mathcal{R}_{val} - b) \quad (10)$$

4.3 The Controller Network

In this subsection, we first introduce the concrete concepts for state s , action a and reward r , then provide the details of model structure of the hard and soft controller network.

4.3.1 State Representation. In order to effectively and efficiently represent state, the state representation s should include both arrived training data and the status of current recommendation model [9]. Here, we adopt three commonly-used categories of features [9, 22, 43]: 1) Data features, containing information for data instance, such as user and item embeddings or feature vectors; 2) Recommender model features, including the signals reflecting how well current neural network is trained. We collect one simple feature, which is the number of epochs; 3) Features that represent the combination of both data and learner model. By using these features, we aim to represent how important the arrived training data is for the current learner. We mainly use the loss of a certain user-item pair ℓ_{uv} , which also appears frequently in curriculum learning [23].

4.3.2 Action. The controller has two types of actions—*hard* and *soft*. First, *hard actions* are denoted via $a = \{a_j\}_{j=1}^{|\mathcal{D}|} \in \{0, 1, 2\}^{|\mathcal{D}|}$, representing to delete ($a_j = 0$) or keep ($a_j = 1$) or augment ($a_j = 2$) the j -th instance in \mathcal{D} . Second, *soft actions* are denoted as $a = \{a_j\}_{j=1}^{|\mathcal{D}|} \in \mathcal{R}^{+|\mathcal{D}|}$, representing the training weight of the j -th instance in \mathcal{D} as a real-value positive number. We will introduce two different network architectures to realize each of them in Section 4.3.4.

4.3.3 Reward Function. We use the Area under the ROC Curve (AUC) to evaluate the performance, which is a commonly used reward in many AutoML works [25, 51] (one can also select other alternative metrics, such as hit rate, NDCG, and so on), and obtain the reward on validation set since they are prediction-sensitive, i.e., the metric values will be different with a very small fluctuation on predictions [1, 4], so that non-trivial reward can be calculated for better update on the controller.

4.3.4 Network Structure. Given the state representation of an input user-item pair (u, v) , the controller will pass it through a multi-layer perceptron and output a hidden vector h_{uv}^T , which is as shown below,

$$h_{uv}^T = \mathbf{W}_T a_T (\dots (\mathbf{W}_1 a_1 (\text{concat}(\mathbf{e}_u, \mathbf{e}_v, \ell_{uv}, e)) + \mathbf{b}_1) \dots) + \mathbf{b}_T \quad (11)$$

where $\mathbf{W}_i, a_i(\cdot), \mathbf{b}_i$ represent weights, activation functions and bias values; e is the current training epoch number, $\text{concat}(\cdot)$ is the concatenation function and $\ell_{uv} = \ell(f(\mathbf{e}_u, \mathbf{e}_v | \Theta), y_{uv})$ for short.

In order to generate discrete actions in the hard action space, we use the multinoulli distribution (also called a categorical distribution), which is,

$$w_{uv}^{hard} \sim \mathcal{M}(\text{softmax}(h_{uv}^T)) \quad (12)$$

where \mathcal{M} represents the multinoulli distribution, which samples integers from $\{0, \dots, A-1\}$ where A is the number of actions given their probabilities, and $\text{softmax}(h_{uv}^T)$ outputs the probabilities of each action. In the experiments, we define three kinds of actions to represent $\{0, 1, 2\}$, which represent "delete sample", "keep sample" and "augment sample", respectively.

For continuous actions in the soft action space, we use the Gaussian distribution. Concretely, we pass h_{uv}^T through two separate output layers, one for mean and another for variance (shown in Eq. 13 and Eq. 14), and get μ_{uv} and σ_{uv}^2 , respectively.

$$\mu_{uv} = \mathbf{W}_{T+1} h_{uv}^T + \mathbf{b}_{T+1} \quad (13)$$

$$\sigma_{uv}^2 = \text{softplus}(\mathbf{W}'_{T+1} h_{uv}^T + \mathbf{b}'_{T+1}) \quad (14)$$

Then, we use the mean and the variance to sample a continuous weight w_{uv} based on Gaussian distribution, as

$$w_{uv}^{soft} \sim \mathcal{N}(\mu_{uv}, \sigma_{uv}^2) \quad (15)$$

Considering the current weight can be either positive or negative, which is not stable for the model training, we finally pass w_{uv} through a **softplus** layer to make sure it is always positive.

$$\hat{w}_{uv}^{soft} = \text{softplus}(w_{uv}) \quad (16)$$

4.4 Training Procedure

We also present the detailed training procedure of the proposed framework in Algorithm 1. In each epoch, there are two phases – recommender updating phase (line 6-10) and controller updating phase (line 11-14). The former phase is similar to the normal updating except for a weighted loss. In the latter phase, we receive the reward based on the recommendation performance on the validation set, and then combine other values stored in the recommender updating phase, such as the log probabilities of the actions, to update the controller network.

Algorithm 1: Parameters Training for AutoDenoise

```

1 Input: User-item interaction history  $\mathcal{D}$ , batch size B,
  learning rate  $lr$  for recommender and learning rate  $lr_c$  for
  controller.
2 Output: parameters  $\Theta^*$  and  $\Phi^*$ 
3 Randomly initialize  $\Theta$  and  $\Phi$ ;
4  $b = 0$ ;
5 while not converged do
6   for  $iteration = 1 \dots |\mathcal{D}|/B$  do
7     Sample a minibatch with size B from  $\mathcal{D}$ ;
8     Calculate the weighted training loss based on Eq. (4);
9     Fix  $\Phi$ , update  $\Theta$  through backpropagation.
10  end
11  Fix  $\Theta$  and pass the validation set through  $f$ ;
12  Get the AUC value on the validation set as reward;
13  Update  $\Phi$  based on Eq. (10);
14  Update  $b$ .
15 end

```

Table 2: Basic statistics of the experimental datasets. We use #users represents the number of users, #items the number of items and #act. represents the total number of interactions.

Dataset	#users	#items	#act.	density
Movielens-100K-latest	610	2,270	81,109	5.857%
Movielens-1M	6,023	3,044	956,851	5.218%
Electronics	47,726	30,115	1,143,343	0.079%

5 EXPERIMENTS

In this section, we first introduce the datasets, the base recommenders, the comparable baselines, then discuss and analyse the experimental results.

5.1 Dataset Description

To evaluate the models under different data scales, data sparsity and application scenarios, we perform experiments on three real-world public datasets.

- **Movielens dataset [10]:** One of the most frequently used benchmark dataset for personalized recommendation. We use *Movielens-100K-latest*¹ which includes about one hundred thousand user transactions (user id, item id, rating, timestamp, etc.) and was generated on September 26, 2018. Moreover, we choose a larger one—*Movielens-1M*² including over one million user-item interactions.
- **Amazon dataset [11]:** This dataset contains user reviews on products in Amazon e-commerce system.³ It has 29 sub-datasets corresponding to 29 product categories. We adopt *Electronics* dataset to evaluate our method.

The original data is huge and highly sparse, especially Amazon dataset, which makes it challenging to evaluate. Therefore, similar

to previous work [12, 18], we filter out users and items with fewer than ten interactions. Then, for each dataset, we sort the records of each user based on the timestamp, and split the records into training, validation, and testing sets chronologically by 4:1:1.

Moreover, to mimic the real-world scenarios as close as possible (large-scale implicit feedback and only a small volume of explicit feedback), we make some modifications to the traditional training, validation, testing process. First, for training set, we keep all observed interactions in the training set and keep them implicit (i.e., without using any explicit rating information). Second, for validation- and testing sets, we only keep users’ true-positive interactions since we need to use a small number of noise-free validation set to guide the model training, and evaluate the recommendation performance on a holdout clean testing set with only true-positive interactions kept, i.e., the evaluation focuses on recommending more satisfying items to users. Following [41], we use the ground-truth rating scores to filter out false-positive data samples in the original validation- and testing sets. More specific, an interaction is identified as false-positive or true-positive according to the explicit feedback, and we define an interaction as false-positive if its rating score $([1, 5]) < 3$.

Some basic statistics of the filtered experimental datasets are shown in Table 2, including number of users, number of items, number of interactions and density.

5.2 Experimental Setup

5.2.1 Base Recommenders. We compare our proposed method with the following baselines, including both traditional and reinforcement learning based recommendation models.

- **MF:** Collaborative Filtering based on matrix factorization (MF [21] is a representative method for rating prediction task. In our implementation, we turn the rating prediction task into ranking prediction and use Softmax loss.
- **GRU4Rec [13]:** It applies Gated Recurrent Units (GRU) to model user click sequence for session-based recommendation. It models user interactions with items, such as clicks, by analyzing sequences of interactions. In our implementation, we represent the items using embedding vectors rather than one-hot vectors.
- **SASRec [18]:** It is a deep learning model for session-based recommendation. It uses self-attention mechanism to weight the importance of different items in a user’s interaction history, allowing it to better capture the user’s preferences.

5.2.2 Reprocessing Schemes. To evaluate the effectiveness of the reweighting scheme, we incorporate the following four reweighting schemes with all base recommenders.

- **Default:** The default scheme involves no sample reweighting.
- **Heuristic:** The heuristic scheme involves positive sample up-weighting based on a pre-defined heuristic function. Specifically, following [15, 36], we evaluate the commonly-used proportion method that weights each example by the inverse frequency, where frequency is the number of times an item appears in the training data.
- **Adaptive Denoising Training with Truncated Loss (ADT-TL):** Wang et al. [41] proposed ADT strategies for recommender systems, which dynamically prunes the large-loss interactions

¹<https://grouplens.org/datasets/movielens/latest/>

²<https://grouplens.org/datasets/movielens/1m/>

³<https://nijianmo.github.io/amazon/index.html>

Table 3: Summary of the performance on three benchmark datasets. We evaluate *Precision*, *Recall*, F_1 and *NDCG*, in percentage (%) values (% symbol is omitted in the table for clarity), while K is the length of recommendation list. When AutoDenoise-augmented methods are the best, i.e., AutoDenoise-H or AutoDenoise-S, its improvements against the best baseline are significant at $p < 0.01$. Bold scores are used for the largest values.

Methods	Precision (%) \uparrow			Recall (%) \uparrow			F1 (%) \uparrow			NDCG (%) \uparrow		
	K=10	K=20	K=50	K=10	K=20	K=50	K=10	K=20	K=50	K=10	K=20	K=50
Movielens-100K-latest												
MF-Default	0.9688	0.7881	0.6108	9.6880	15.763	30.541	0.0176	0.0150	0.0119	4.4379	6.0021	8.8955
MF-Heuristic	0.9523	0.7471	0.5911	9.5238	14.942	29.556	0.0173	0.0142	0.0115	4.9292	6.2640	9.1015
MF-ADT-TL	1.0016	0.8949	0.7060	10.016	17.898	35.303	0.0182	0.0170	0.0138	5.0444	7.0297	10.430
MF-ADT-RL	1.0673	0.8292	0.7027	10.673	16.584	35.139	0.0194	0.0157	0.0137	5.3187	6.7970	10.436
MF-AutoDenoise-H	0.9523	0.8292	0.7224	9.5238	16.584	36.124	0.0173	0.0157	0.0141	4.8617	6.6550	10.515
MF-AutoDenoise-S	0.9688	0.9113	0.6765	9.6880	18.226	33.825	0.0176	0.0173	0.0132	5.1248	7.2770	10.314
GRU4Rec-Default	0.8538	0.7881	0.5451	8.5385	15.763	27.257	0.0155	0.0150	0.0106	4.2018	6.0134	8.2861
GRU4Rec-Heuristic	0.8702	0.6978	0.5845	8.7027	13.957	29.228	0.0158	0.0132	0.0114	4.2326	5.5695	8.5895
GRU4Rec-ADT-TL	0.8374	0.6814	0.5977	8.3743	13.628	29.885	0.0152	0.0129	0.0117	4.2777	5.5915	8.8293
GRU4Rec-ADT-RL	0.6075	0.5911	0.5057	6.0755	11.822	25.287	0.0110	0.0112	0.0099	2.4933	3.9205	6.5986
GRU4Rec-AutoDenoise-H	0.7881	0.7635	0.6338	7.8817	15.270	31.691	0.0143	0.0145	0.0124	4.3511	6.2202	9.4386
GRU4Rec-AutoDenoise-S	0.9195	0.8292	0.6469	9.1954	16.584	32.348	0.0167	0.0157	0.0126	4.8351	6.6880	9.7809
SASRec-Default	0.9852	0.7389	0.5221	9.8522	14.778	26.108	0.0179	0.0140	0.0102	6.3683	7.5960	9.8342
SASRec-Heuristic	1.1494	0.8456	0.5188	11.494	16.912	25.944	0.0208	0.0161	0.0101	7.6434	8.9963	10.824
SASRec-ADT-TL	0.8045	0.5008	0.2922	8.0459	10.016	14.614	0.0146	0.0095	0.0057	7.1405	7.6332	8.5357
SASRec-ADT-RL	1.1986	0.8538	0.5353	11.986	17.077	26.765	0.0217	0.0162	0.0104	8.1410	9.4106	11.321
SASRec-AutoDenoise-H	1.1822	0.7635	0.5254	11.822	15.270	26.272	0.0214	0.0145	0.0103	7.8775	8.7565	10.942
SASRec-AutoDenoise-S	1.4285	1.0098	0.6765	14.285	20.197	33.825	0.0259	0.0192	0.0132	9.7465	11.248	13.967
Movielens-1M												
MF-Default	0.8535	0.7198	0.5626	8.5353	14.397	28.130	0.0155	0.0137	0.0110	4.1121	5.5846	8.2822
MF-Heuristic	0.7871	0.6766	0.5363	7.8711	13.533	26.818	0.0143	0.0128	0.0105	3.8129	5.2273	7.8491
MF-ADT-TL	0.7820	0.6984	0.5183	7.8209	13.969	25.918	0.0142	0.0133	0.0101	3.9322	5.4758	7.8220
MF-ADT-RL	0.8291	0.7037	0.5445	8.2912	14.074	27.225	0.0150	0.0134	0.0106	4.1125	5.5588	8.1520
MF-AutoDenoise-H	0.8684	0.7480	0.5569	8.6848	14.961	27.847	0.0157	0.0142	0.0109	4.3586	5.9325	8.4701
MF-AutoDenoise-S	0.9182	0.8145	0.6130	9.1829	16.290	30.654	0.0166	0.0155	0.0120	4.6667	6.4542	9.2802
GRU4Rec-Default	2.0209	1.5318	0.9614	20.209	30.637	48.073	0.0367	0.0291	0.0188	10.318	12.946	16.393
GRU4Rec-Heuristic	1.4314	1.1366	0.7847	14.314	22.733	39.239	0.0260	0.0216	0.0153	7.0436	9.1565	12.422
GRU4Rec-ADT-TL	2.1912	1.5981	0.9858	21.912	31.963	49.294	0.0398	0.0304	0.0193	11.287	13.806	17.250
GRU4Rec-ADT-RL	2.1233	1.6295	0.9970	21.233	32.590	49.851	0.0386	0.0310	0.0195	11.020	13.876	17.302
GRU4Rec-AutoDenoise-H	2.3862	1.7577	1.0318	23.862	35.154	51.594	0.0433	0.0334	0.0202	12.285	15.125	18.386
GRU4Rec-AutoDenoise-S	2.4211	1.7701	1.0577	24.211	35.403	52.889	0.0440	0.0337	0.0207	13.078	15.899	19.377
SASRec-Default	1.6124	1.1383	0.7160	16.124	22.766	35.802	0.0293	0.0216	0.0140	10.256	11.931	14.493
SASRec-Heuristic	1.6921	1.1665	0.7157	16.921	23.331	35.785	0.0307	0.0222	0.0140	10.496	12.110	14.556
SASRec-ADT-TL	1.6199	1.1757	0.7249	16.199	23.515	36.248	0.0294	0.0223	0.0142	10.043	11.880	14.390
SASRec-ADT-RL	1.7070	1.1478	0.7197	17.070	22.957	35.986	0.0310	0.0218	0.0141	11.042	12.529	15.106
SASRec-AutoDenoise-H	1.6140	1.1017	0.7014	16.140	22.035	35.071	0.0293	0.0209	0.0137	10.628	12.111	14.677
SASRec-AutoDenoise-S	1.8930	1.2811	0.7818	18.930	25.622	39.090	0.0344	0.0244	0.0153	12.065	13.739	16.397
Electronics												
MF-Default	0.0800	0.0712	0.0581	0.8004	1.4248	2.9083	0.0014	0.0013	0.0011	0.4171	0.5738	0.8652
MF-Heuristic	0.0865	0.0748	0.0643	0.8653	1.4960	3.2163	0.0015	0.0014	0.0012	0.4449	0.6023	0.9396
MF-ADT-TL	0.0854	0.0755	0.0611	0.8548	1.5107	3.0570	0.0015	0.0014	0.0011	0.4207	0.5836	0.8870
MF-ADT-RL	0.0735	0.0692	0.0561	0.7354	1.3850	2.8098	0.0013	0.0013	0.0011	0.3654	0.5277	0.8067
MF-AutoDenoise-H	0.0865	0.0733	0.0615	0.8653	1.4667	3.0759	0.0015	0.0013	0.0012	0.4406	0.5908	0.9076
MF-AutoDenoise-S	0.0875	0.0762	0.0625	0.8758	1.5254	3.1283	0.0015	0.0014	0.0012	0.4564	0.6185	0.9335
GRU4Rec-Default	0.2095	0.1697	0.1220	2.0953	3.3944	6.1016	0.0038	0.0032	0.0023	1.0350	1.3612	1.8950
GRU4Rec-Heuristic	0.2338	0.1835	0.1260	2.3383	3.6710	6.3027	0.0042	0.0034	0.0024	1.2862	1.6214	2.1401
GRU4Rec-ADT-TL	0.2610	0.1947	0.1351	2.6107	3.8952	6.7574	0.0047	0.0037	0.0026	1.4820	1.8037	2.3671
GRU4Rec-ADT-RL	0.2409	0.1884	0.1351	2.4096	3.7695	6.7553	0.0043	0.0035	0.0026	1.2427	1.5843	2.1712
GRU4Rec-AutoDenoise-H	0.2772	0.2073	0.1388	2.7721	4.1466	6.9418	0.0050	0.0039	0.0027	1.4782	1.8221	2.3738
GRU4Rec-AutoDenoise-S	0.3073	0.2280	0.1511	3.0738	4.5615	7.5578	0.0055	0.0043	0.0029	1.8079	2.1827	2.7724
SASRec-Default	0.4854	0.2964	0.1662	4.8548	5.9298	8.3122	0.0088	0.0056	0.0032	3.8209	4.0909	4.5591
SASRec-Heuristic	0.4521	0.2380	0.1039	4.5217	4.7606	5.1985	0.0082	0.0045	0.0020	4.1210	4.1812	4.2674
SASRec-ADT-TL	0.4695	0.3022	0.1734	4.6956	6.0450	8.6726	0.0085	0.0057	0.0034	3.2154	3.5550	4.0740
SASRec-ADT-RL	0.5068	0.3040	0.1654	5.0686	6.0806	8.2744	0.0092	0.0057	0.0032	3.9454	4.2000	4.6300
SASRec-AutoDenoise-H	0.4817	0.2854	0.1525	4.8171	5.7097	7.6291	0.0087	0.0054	0.0029	3.9232	4.1473	4.5256
SASRec-AutoDenoise-S	0.5227	0.3052	0.1583	5.2278	6.1058	7.9161	0.0095	0.0058	0.0031	4.2245	4.4449	4.8023

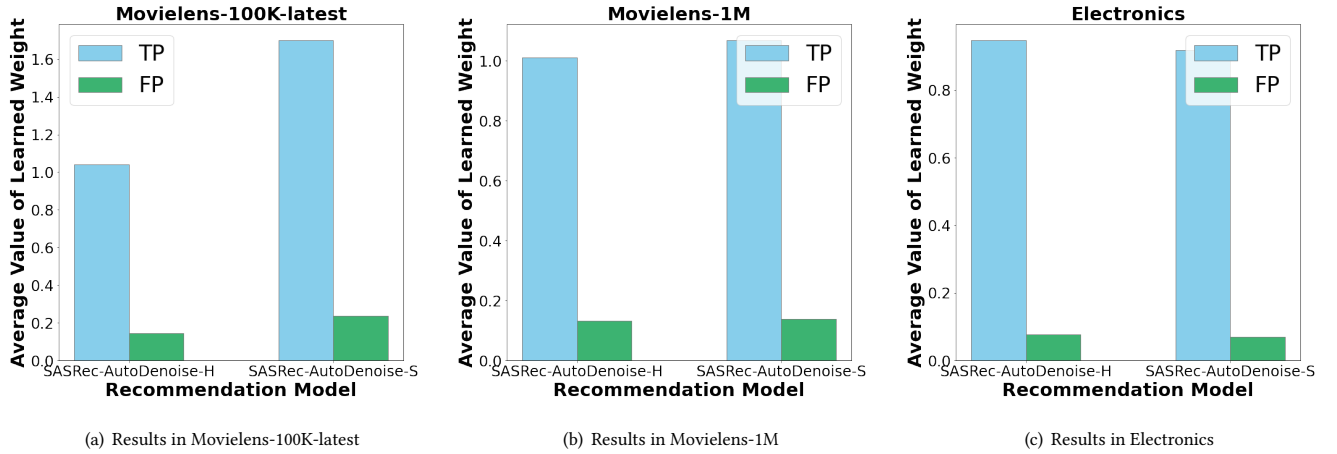


Figure 2: The average values of learned weights for ground-truth true-positive and false-positive training samples in all three datasets. The legend indicates that TP (blue bar) stands for true-positive and FP (green bar) stands for false-positive data samples. The x-axis includes AutoDenoise-H and AutoDenoise-S with SASRec as the base ranker. The y-axis represents the average values of the learned weights.

along the training process. Specifically, there are two paradigms formulating the training loss, and ART-TL using Truncated Loss, which truncates the loss values of hard interactions to 0 with a dynamic threshold function.

- **Adaptive Denoising Training with Reweighted Loss (ADT-RL):** This method is another ADT strategy proposed by Wang et al. [41]. Specifically, ADT-RL using Reweighted Loss, which assigns hard interactions with smaller weights based on a variant of Focal Loss [26].
- **Hard AutoDenoise (AutoDenoise-H):** AutoDenoise-H is our proposed AutoDenoise scheme with discrete action space.
- **Soft AutoDenoise (AutoDenoise-S):** AutoDenoise-S is our proposed AutoDenoise scheme with continuous action space.

5.2.3 Implementation Details. We implement MF-Default, MF-Heuristic, MF-ADT-TL, MF-ADT-RL, GRU4Rec-Default, GRU4Rec-Heuristic, GRU4Rec-ADT-TL, GRU4Rec-ADT-RL, SASRec-Default, SASRec-Heuristic, SASRec-ADT-TL, SASRec-ADT-RL using *Pytorch* with Adam optimizer. For all of them, we consider latent dimensions d from {32, 64, 128}, learning rate lr from { $1e-2$, $5e-3$, $1e-3$, $5e-4$, $1e-4$, $5e-5$ }, L2 penalty is chosen from { $1e-3$, $1e-4$, $1e-5$, $1e-6$ }, batch size is select from {256, 512, 1024, 2048}, and use Softmax loss. For GRU4Rec and SASRec, since they are sequence models, we use a sliding window over the items with maximum 10 items. We tune the hyper-parameters using the validation set and terminate training when the performance on the validation set does not change within 6 epochs.

Moreover, for AutoDenoise-augmented recommender systems, e.g., MF-AutoDenoise-H, MF-AutoDenoise-S, GRU4Rec-AutoDenoise-H, GRU4Rec-AutoDenoise-S, SASRec-AutoDenoise-H and SASRec-AutoDenoise-S, we design the controller network by using a Multi-Layer Perceptron (MLP) with two layers and ReLU function as the embedding layer, and the output layer of AutoDenoise-H follows Eq. 12, and that of AutoDenoise-S follows Eq. 15. We optimize the

controller using Adam optimizer. Besides, we consider the learning rate lr from { $1e-2$, $5e-3$, $1e-3$, $5e-4$, $1e-4$, $5e-5$ }, and the L2 penalty is chosen from { $1e-3$, $1e-4$, $1e-5$, $1e-6$ }.

5.2.4 Evaluation Metrics. We select several most commonly used top- K ranking metrics to evaluate each model’s recommendation performance, including **Precision**, **Recall**, **F1 Score**, and **NDCG**, with different lengths of recommendation lists, i.e., @10, @20, @50.

5.3 Experimental Results

The major experimental results on Movielens-100K-lateset, Movielens-1M and Electronics datasets are shown in Table 3. We analyze and discuss the results in terms of the following perspectives.

5.3.1 Shallow models vs. Deep models. Among all the base recommenders, we can see that both deep models (GRU4Rec-Default, SASRec-Default) are better than the shallow model (MF-Default) in most cases. Specifically, when averaging across all metrics on all three datasets, GRU4Rec-Default gets 45.86% improvement than MF-Default, and SASRec-Default even achieves 136.77% improvement. The greatest improvement is achieved by SASRec-Default on Electronics dataset on NDCG@10, which is 816.0%. These observations verify the effectiveness of deep recommendation models and their abilities to learn more accurate user preferences. The reason behind is that MF uses a user’s historical interaction to learn the static preference, while sequential recommendation models leverage the fact that the next behavior of a user not only depends on the static long-term preference, but also relies on the current intent [13, 18]. Another explanation is related to data density. As we can see that for deep sequential recommenders, the sparser the dataset is, the greater the improvement is.

5.3.2 Default scheme vs. Reweighting schemes. Among all the reweighting schemes, we can see that reweighting methods are able

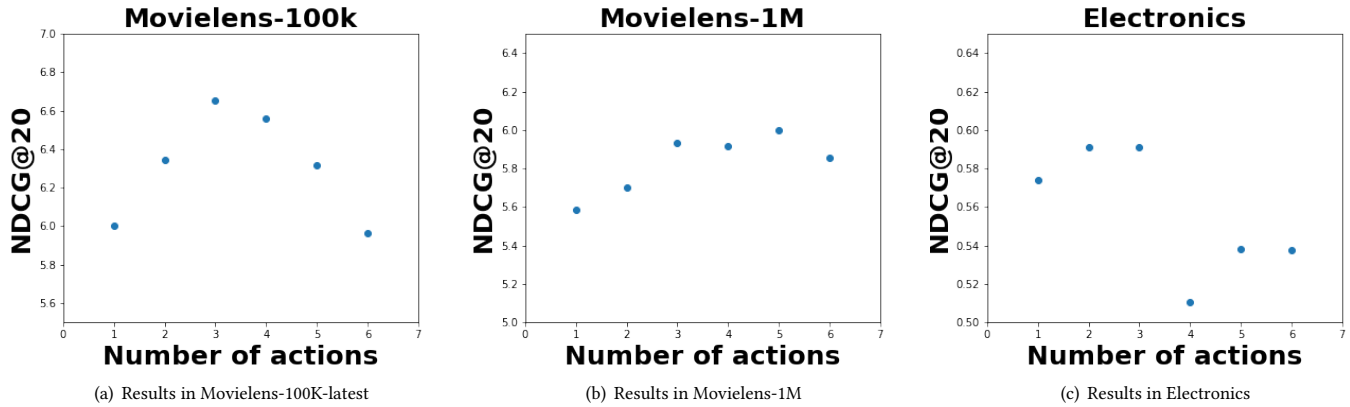


Figure 3: Relationship between number of actions and recommendation performance for MF-AutoDenoise-H on three datasets. x -axis is the number of actions chosen for hard AutoDenoise method; y -axis represents NDCG@20 on test set after convergence.

to improve the default recommendation performance in many cases. For instance, when averaging across all metrics and all base rankers, Heuristic gets 3.24% on Movielens-100K-latest and 0.74% improvement on Electronics, ADT-TL gets 0.26% on Movielens-1M and 7.78% on Electronics, and ADT-RL, the strongest baseline, gets 1.32% on Movielens-100K-latest, 2.12% on Movielens-1M and 3.44% on Electronics. Moreover, our proposed AutoDenoise-augmented methods are always better than the default methods. Specifically, when averaging across all metrics on all three datasets, AutoDenoise-H gets overall 7.29% improvement than Default, with 7.32% on Movielens-100K-latest, 5.20% on Movielens-1M and 9.35% on Electronics; and AutoDenoise-S gets overall 17.44% improvement, with 20.75% on Movielens-100K-latest, 13.83% on Movielens-1M and 17.73% on Electronics.

5.3.3 Hard policy vs. Soft policy. By comparing both ADT [41] and AutoDenoise’s discrete and continuous versions in Table 3, we can easily find that AutoDenoise-S outperforms AutoDenoise-H, and ADT-RL outperforms ADT-TL in most cases. For example, ADT-RL gets 11.37% improvement than ADT-TL on Movielens-100K-latest, 1.98% on Movielens-1M. Similarly, AutoDenoise-S achieves 12.22% improvement than AutoDenoise-H on Movielens-100K-latest, 8.49% on Movielens-1M, and 7.26% on Electronics when averaging across all metrics, which shows the strong generalizability of continuous action space. Such action space is able to provide more differences of interaction importance so as to better denoise the data and improve the recommendation performance. Additionally, when averaging across all metrics on three datasets using different base rankers, AutoDenoise-S achieves 4.47% improvement than AutoDenoise-H on MF, 7.80% on GRU4Rec, and 16.18% on SASRec, which also shows a stronger generalizability to fit different base rankers.

5.4 In-depth Analysis

To gain deeper understandings of the inner mechanism of the proposed AutoDenoise framework, we further analyze the learned weights after model convergence and examine the selection of action space for hard AutoDenoise.

5.4.1 Study of Learned Weights. In order to study the cause of the improvements observed in AutoDenoise, we collect the weights assigned to each training sample after model convergence, and analyse them by comparing with the ground-truth labels. Specifically, we first label each training sample to either true-positive or false-positive based on its rating score. Then, we calculate the averaged weights for both true-positive sample group and false-positive sample group, and plot the results from all three datasets in Fig. 2. For the sake of convenience, all the results are from SASRec-AutoDenoise-H and SASRec-AutoDenoise-S on Movielens-100K-latest, Movielens-1M and Electronics datasets. Similar patterns can also be found using other recommendation methods.

In Fig. 2, we can easily see that the average weights learned for true-positive samples are much greater than these for false-positive ones, which indicates that the proposed method is able to mitigate the noise in the training data and achieve better recommendation performance. Specifically, the average value of learned weights of true-positive training samples is 1.114 when averaging across all datasets, and that of false-positive ones is 0.132.

5.4.2 Study of Action Space. In order to explain some of our original design choices, we study the relationship between the size of the action space for hard AutoDenoise and its performance. For convenience, we present results from MF-AutoDenoise-H on Movielens-100K-latest, Movielens-1M and Electronics by setting different numbers of actions for the controller network. Similar patterns can also be found using other base rankers. As shown in Fig. 3, the recommendation performance (NDCG@20 on y -axis) increases as we increase the discrete action space, reaching a peak at 3 on Movielens-100K and Electronics, or at 5 on Movielens-1M, then decreases. On the x -axis, 1 means only keeping the sample, 2 is either deleting or keeping the sample, 3 represents {delete the sample, keep the sample, duplicate the sample two times} and so on. This observation explains why we choose to expand the action space for data augmenting in AutoDenoise-H or set weights greater than one in AutoDenoise-S, rather than directly following the traditional design of curriculum learning. Even if two true-positive items are both preferred by a certain user, there is still a preference difference between them, similar for the false-positive ones. Using a larger

action space or even a continuous space provides more freedom of choices, thus, resulting in better performance.

6 CONCLUSION

In this work, we aim to deal with the noisy nature of implicit feedback for model training in recommendation. Specifically, we select a small number of explicit feedback as validation set to guide the recommender training process, and propose an Automated Data Denoising framework (AutoDenoise) based on reinforcement learning to automatically and adaptively learn the most appropriate weights for each implicit data sample under the guidance of the noise-free validation set. We conduct thorough experiments, which indicate that the proposed framework is capable of boosting the performance of the state-of-the-art recommendation algorithms on several benchmark datasets.

REFERENCES

- [1] David M Allen. 1971. Mean square error of prediction as a criterion for selecting variables. *Technometrics* 13, 3 (1971), 469–475.
- [2] G Anandalingam and Terry L Friesz. 1992. Hierarchical optimization: An introduction. *Annals of Operations Research* 34, 1 (1992), 1–11.
- [3] Yoshua Bengio, Jérôme Louradour, Ronan Collobert, and Jason Weston. 2009. Curriculum learning. In *Proceedings of the 26th annual international conference on machine learning*. 41–48.
- [4] Toon Calders and Szymon Jaroszewicz. 2007. Efficient AUC optimization for classification. In *European Conference on Principles of Data Mining and Knowledge Discovery*. Springer, 42–53.
- [5] Weiyu Cheng, Yanyan Shen, and Linpeng Huang. 2020. Differentiable neural input search for recommender systems. *arXiv preprint arXiv:2006.04466* (2020).
- [6] Steve Fox, Kuldeep Karnawat, Mark Mydland, Susan Dumais, and Thomas White. 2005. Evaluating implicit measures to improve web search. *ACM Transactions on Information Systems (TOIS)* 23, 2 (2005), 147–168.
- [7] Yingqiang Ge, Shuchang Liu, Zuohui Fu, Juntao Tan, Zelong Li, Shuyuan Xu, Yunqi Li, Yikun Xian, and Yongfeng Zhang. 2022. A Survey on Trustworthy Recommender Systems. (2022).
- [8] Antonio A Ginart, Maxim Naumov, Dheevatsa Mudigere, Jiyan Yang, and James Zou. 2021. Mixed dimension embeddings with application to memory-efficient recommendation systems. In *2021 IEEE ISIT*. IEEE, 2786–2791.
- [9] Alex Graves, Marc G. Bellemare, Jacob Menick, Rémi Munos, and Koray Kavukcuoglu. 2017. Automated Curriculum Learning for Neural Networks. In *Proceedings of the 34th ICML*, Vol. 70. PMLR, 1311–1320.
- [10] F. Maxwell Harper and Joseph A. Konstan. 2015. The MovieLens Datasets: History and Context. *ACM Trans. Interact. Syst.* 5, 4, Article 19 (dec 2015). <https://doi.org/10.1145/2827872>
- [11] Ruining He and Julian McAuley. 2016. Ups and downs: Modeling the visual evolution of fashion trends with one-class collaborative filtering. In *proceedings of the 25th international conference on world wide web*. 507–517.
- [12] Xiangnan He, Lizi Liao, Hanwang Zhang, Liqiang Nie, Xia Hu, and Tat-Seng Chua. 2017. Neural Collaborative Filtering. In *WWW*. 173–182.
- [13] Balázs Hidasi, Alexandros Karatzoglou, Linas Baltrunas, and Domonkos Tikk. 2015. Session-based recommendations with recurrent neural networks. *arXiv preprint arXiv:1511.06939* (2015).
- [14] Yifan Hu, Yehuda Koren, and Chris Volinsky. 2008. Collaborative filtering for implicit feedback datasets. In *2008 Eighth IEEE international conference on data mining*. Ieee, 263–272.
- [15] Zhiting Hu, Bowen Tan, Russ R Salakhutdinov, Tom M Mitchell, and Eric P Xing. 2019. Learning data manipulation for augmentation and weighting. *Advances in Neural Information Processing Systems* 32 (2019).
- [16] Rolf Jagerman, Harrie Oosterhuis, and Maarten de Rijke. 2019. To Model or to Intervene: A Comparison of Counterfactual and Online Learning to Rank from User Interactions. In *Proceedings of the 42nd SIGIR '19*. 15–24.
- [17] Manas R Joglekar, Cong Li, Mei Chen, Taibai Xu, Xiaoming Wang, Jay K Adams, Pranav Khaitan, Jiahui Liu, and Quoc V Le. 2020. Neural input search for large scale recommendation models. In *Proceedings of the 26th ACM SIGKDD*.
- [18] Wang-Cheng Kang and Julian McAuley. 2018. Self-attentive sequential recommendation. In *2018 IEEE ICDM*. IEEE, 197–206.
- [19] Farhan Khawar, Xu Hang, Ruiming Tang, Bin Liu, Zhenguo Li, and Xiuqiang He. 2020. Autofeature: Searching for feature interactions and their architectures for click-through rate prediction. In *Proceedings of the 29th CIKM*. 625–634.
- [20] Youngho Kim, Ahmed Hassan, Ryen W. White, and Imed Zitouni. 2014. Modeling Dwell Time to Predict Click-Level Satisfaction. In *Proceedings of the 7th ACM WSDM*. 193–202. <https://doi.org/10.1145/2556195.2556220>
- [21] Yehuda Koren, Robert Bell, and Chris Volinsky. 2009. Matrix factorization techniques for recommender systems. *Computer* 8 (2009), 30–37.
- [22] Gaurav Kumar, George Foster, Colin Cherry, and Maxim Krikun. 2019. Reinforcement learning based curriculum optimization for neural machine translation. *arXiv preprint arXiv:1903.00041* (2019).
- [23] M Kumar, Benjamin Packer, and Daphne Koller. 2010. Self-paced learning for latent variable models. *Advances in neural information processing systems* (2010).
- [24] Bin Li, Ling Chen, Xingquan Zhu, and Chengqi Zhang. 2013. Noisy but non-malicious user detection in social recommender systems. *World Wide Web* 16, 5 (2013), 677–699.
- [25] Zelong Li, Jianchao Ji, Yingqiang Ge, and Yongfeng Zhang. 2022. AutoLoss-Gen: Automatic Loss Function Generation for Recommender Systems. In *Proceedings of the 45th International ACM SIGIR Conference (SIGIR '22)*. Association for Computing Machinery, New York, NY, USA, 1304–1315. <https://doi.org/10.1145/3477495.3531941>
- [26] Tsung-Yi Lin, Priya Goyal, Ross Girshick, Kaiming He, and Piotr Dollár. 2017. Focal loss for dense object detection. In *Proceedings of the IEEE international conference on computer vision*. 2980–2988.
- [27] Bin Liu, Chenxu Zhu, Guilin Li, Weinan Zhang, Jincai Lai, Ruiming Tang, Xiuqiang He, Zhenguo Li, and Yong Yu. 2020. Autofis: Automatic feature interaction selection in factorization models for click-through rate prediction. In *Proceedings of the 26th ACM SIGKDD*. 2636–2645.
- [28] Chao Liu, Ryen W White, and Susan Dumais. 2010. Understanding web browsing behaviors through Weibull analysis of dwell time. In *Proceedings of the 33rd international ACM SIGIR*. 379–386.
- [29] Siyi Liu, Chen Gao, Yihong Chen, Depeng Jin, and Yong Li. 2021. Learnable embedding sizes for recommender systems. *arXiv preprint arXiv:2101.07577* (2021).
- [30] Zhen Liu, Xiaodong Feng, Yecheng Wang, and Wenbo Zuo. 2021. Self-paced learning enhanced neural matrix factorization for noise-aware recommendation. *Knowledge-Based Systems* 213 (2021), 106660.
- [31] Hongyu Lu, Min Zhang, and Shaoping Ma. 2018. Between Clicks and Satisfaction: Study on Multi-Phase User Preferences and Satisfaction for Online News Reading. In *The 41st International ACM SIGIR '18*. 435–444. <https://doi.org/10.1145/3209978.3210007>
- [32] Yuanfei Luo, Mengshuo Wang, Hao Zhou, Quanming Yao, Wei-Wei Tu, Yuqiang Chen, Wenyuan Dai, and Qiang Yang. 2019. Autocross: Automatic feature crossing for tabular data in real-world applications. In *Proceedings of the 25th ACM SIGKDD*. 1936–1945.
- [33] Chen Ma, Yingxue Zhang, Qinglong Wang, and Xue Liu. 2018. Point-of-interest recommendation: Exploiting self-attentive autoencoders with neighbor-aware influence. In *Proceedings of the 27th ACM CIKM*. 697–706.
- [34] Michael P. O'Mahony, Neil J. Hurley, and Guénoél C.M. Silvestre. 2006. Detecting Noise in Recommender System Databases. In *Proceedings of the 11th IUI*. 109–115. <https://doi.org/10.1145/1111449.1111477>
- [35] Hieu Pham, Melody Guan, Barret Zoph, Quoc Le, and Jeff Dean. 2018. Efficient neural architecture search via parameters sharing. In *International Conference on Machine Learning*. PMLR, 4095–4104.
- [36] Mengye Ren, Wenyuan Zeng, Bin Yang, and Raquel Urtasun. 2018. Learning to reweight examples for robust deep learning. In *International conference on machine learning*. PMLR, 4334–4343.
- [37] Steffen Rendle, Christoph Freudenthaler, Zeno Gantner, and Lars Schmidt-Thieme. 2009. BPR: Bayesian personalized ranking from implicit feedback. In *Proceedings of the 25th UAI*. AUAI Press, 452–461.
- [38] Nikolaos Sarafianos, Theodoros Giannakopoulos, Christophoros Nikou, and Ioannis A. Kakadiaris. 2018. Curriculum learning of visual attribute clusters for multi-task classification. *Pattern Recognition* 80 (2018), 94–108. <https://doi.org/10.1016/j.patcog.2018.02.028>
- [39] Michael Tsang, Dehua Cheng, Hanpeng Liu, Xue Feng, Eric Zhou, and Yan Liu. 2020. Feature interaction interpretability: A case for explaining ad-recommendation systems via neural interaction detection. *arXiv preprint arXiv:2006.10966* (2020).
- [40] Wei Wang, Isaac Caswell, and Ciprian Chelba. 2019. Dynamically Composing Domain-Data Selection with Clean-Data Selection by "Co-Curricular Learning" for Neural Machine Translation. In *The 57th ACL '19*.
- [41] Wenjie Wang, Fuli Feng, Xiangnan He, Liqiang Nie, and Tat-Seng Chua. 2021. Denoising implicit feedback for recommendation. In *Proceedings of the 14th ACM international conference on web search and data mining*. 373–381.
- [42] Wenjie Wang, Fuli Feng, Xiangnan He, Hanwang Zhang, and Tat-Seng Chua. 2021. Clicks can be cheating: Counterfactual recommendation for mitigating clickbait issue. In *Proceedings of the 44th International ACM SIGIR*. 1288–1297.
- [43] Xin Wang, Yudong Chen, and Wenwu Zhu. 2021. A survey on curriculum learning. *IEEE Transactions on Pattern Analysis and Machine Intelligence* (2021).
- [44] Hongyi Wen, Longqi Yang, and Deborah Estrin. 2019. Leveraging Post-Click Feedback for Content Recommendations. In *Proceedings of the 13th ACM RecSys '19*. 278–286. <https://doi.org/10.1145/3298689.3347037>
- [45] Ronald J Williams. 1992. Simple statistical gradient-following algorithms for connectionist reinforcement learning. *Machine learning* 8, 3 (1992), 229–256.

- [46] Byoungju Yang, Sangkeun Lee, Sungchan Park, and Sang-goo Lee. 2012. Exploiting various implicit feedback for collaborative filtering. In *Proceedings of the 21st International Conference on World Wide Web*. 639–640.
- [47] Yan Zhang, Haoyu Wang, Defu Lian, Ivor W Tsang, Hongzhi Yin, and Guowu Yang. 2018. Discrete ranking-based matrix factorization with self-paced learning. In *Proceedings of the 24th ACM SIGKDD*. 2758–2767.
- [48] Qian Zhao, Shuo Chang, F Maxwell Harper, and Joseph A Konstan. 2016. Gaze prediction for recommender systems. In *Proceedings of the 10th ACM Conference on Recommender Systems*. 131–138.
- [49] Xiangyu Zhao, Haochen Liu, Wenqi Fan, Hui Liu, Jiliang Tang, and Chong Wang. 2021. Autoloss: Automated loss function search in recommendations. In *Proceedings of the 27th ACM SIGKDD*. 3959–3967.
- [50] Xiangyu Zhao, Haochen Liu, Hui Liu, Jiliang Tang, Weiwei Guo, Jun Shi, Sida Wang, Huiji Gao, and Bo Long. 2020. Memory-efficient embedding for recommendations. *arXiv preprint arXiv:2006.14827* (2020).
- [51] Ruiqi Zheng, Liang Qu, Bin Cui, Yuhui Shi, and Hongzhi Yin. 2022. AutoML for Deep Recommender Systems: A Survey. *arXiv preprint arXiv:2203.13922* (2022).
- [52] Tianyi Zhou and Jeff Bilmes. 2018. Minimax curriculum learning: Machine teaching with desirable difficulties and scheduled diversity. In *International Conference on Learning Representations*.
- [53] Barret Zoph and Quoc V. Le. 2017. Neural Architecture Search with Reinforcement Learning. In *5th ICLR*. <https://openreview.net/forum?id=r1Ue8Hcxg>