

---

# An *Inverse* Scaling Law for CLIP Training

---

Xianhang Li\* Zeyu Wang\* Cihang Xie

\*equal technical contribution

UC Santa Cruz

## Abstract

CLIP, the first foundation model that connects images and text, has enabled many recent breakthroughs in computer vision. However, its associated training cost is prohibitively high, imposing a significant barrier to its widespread exploration. In this paper, we present a surprising finding that there exists an *inverse* scaling law for CLIP training, whereby the larger the image/text encoders used, the shorter the sequence length of image/text tokens that can be applied in training. Moreover, we showcase that the strategy for reducing image/text token length plays a crucial role in determining the quality of this scaling law.

As a result of this finding, we are able to successfully train CLIP even by using academic resources. For example, on an A100 eight-GPU server, our CLIP models achieve zero-shot top-1 ImageNet accuracies of **63.2%** in **~2 days**, **67.8%** in **~3 days**, and **69.3%** in **~4 days**. By reducing the computation barrier associated with CLIP, we hope to inspire more research in this field, particularly from academics. Our code is available at <https://github.com/UCSC-VLAA/CLIPA>.

## 1 Introduction

Foundation models [47, 15, 38, 37] have emerged as a key driving force behind recent breakthroughs in multiple fields, including natural language processing [39, 5, 32, 11], computer vision [58, 40, 23, 43], and robotics [12], and have enabled groundbreaking real-world applications such as ChatGPT [33] and Stable Diffusion [42]. However, the development, training, and deployment of these models present significant challenges due to their high computational resource requirements and the need for specialized technical expertise, consequently restricting accessibility to a small group of researchers and technology companies.

We hereby focus on studying CLIP [37], the first foundation model that bridges the gap between text and images and propels computer vision research into the “post-ImageNet” era. The impact of CLIP has been profound, not only in significantly advancing models’ zero/few-shot capabilities and out-of-distribution generalization [37], but also in driving the development of the next generation of image-text foundation models, such as DALL-E [40] and Flamingo [2]. Although CLIP training is conceptually simple, reproducing CLIP has been challenging for researchers for years.

To increase the accessibility of CLIP, two significant milestones have been achieved: the OpenCLIP [22] project, which open-sourced the implementation of CLIP, and the release of LAION-400M and LAION-5B datasets [44], providing a wealth of high-quality image-text pairs for training. Yet, despite these strides, the cost of training associated with CLIP remains prohibitively high. For instance, replicating OpenCLIP-B/32’s 62.9% zero-shot top-1 ImageNet accuracy necessitates 36 hours of training with 128 A100 GPUs [22]. This cost is projected to rise considerably with the scaling law [37, 10], which suggests that model performance typically scales proportionally with model size, thereby limiting the ability to explore CLIP more broadly and making it challenging for researchers to replicate and build upon these groundbreaking results.

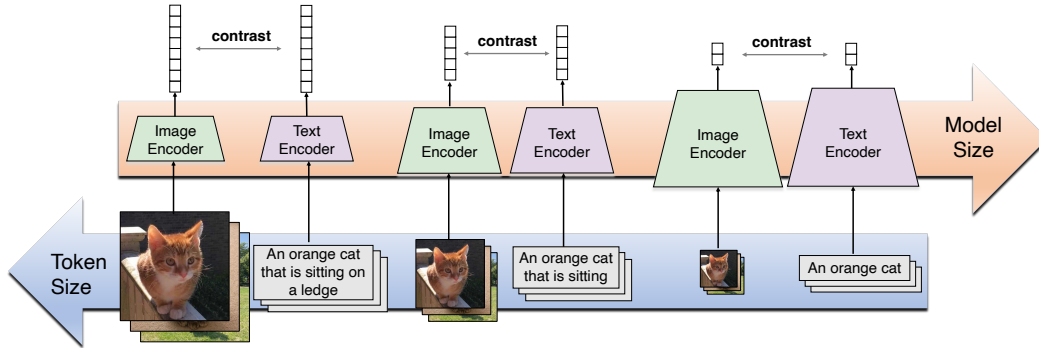


Figure 1: **The *inverse* scaling law for CLIP training.** It indicates that larger image/text encoders enable training with fewer image/text tokens while maintaining competitive performance.

In this paper, we report a surprising finding related to CLIP training that reveals an *inverse* scaling law. Specifically, we demonstrate that larger image/text encoders allow for the use of shorter image/text token sequences during CLIP training, with only a minor impact on performance. As illustrated in Fig. 1, while a small model S/16 requires a minimum image/text token length of 101/16 to avoid a noticeable performance drop (e.g., within 1% in zero-shot ImageNet [13] accuracy) compared to the vanilla training with the full token resolution, scaling up to L/16 can significantly reduce this requirement to a minimum image/text token length of 50/6. Additionally, it is worth noting that the strategy for reducing image/text tokens is critical, and those that maximize the retention of original (semantic) information tend to yield better scaling effects.

As a byproduct of this observation, we introduce CLIPA, a framework that can train CLIP efficiently and effectively at scale using academic resources. For example, by training our CLIPA-L/16 for  $\sim 3$  days on a server with eight A100 GPUs, it achieves a highly competitive **67.8%** zero-shot top-1 accuracy on ImageNet. This performance stands in stark contrast to OpenCLIP-B/16, which attains a 67.1% zero-shot top-1 accuracy on ImageNet but requires  $\sim 61$  hours of training on 176 A100 GPUs [22], thereby costing over  $16\times$  more GPU hours than our CLIPA-L/16.

We hope this research will encourage a more diverse group of researchers, particularly those with limited computation resources, to delve into the exploration of CLIP training, or the training of foundation models in general.

## 2 Related Works

**Contrastive Language-Image Pre-training.** Over the past few years, the advent of CLIP [37] and ALIGN [23] has transformed the field of visual feature learning through language supervision. By exploiting vast quantities of web-scale data, these pioneering foundation models have shown exceptional zero-shot and out-of-distribution capabilities [37, 56, 59]. The streamlined design of CLIP has facilitated scaling to an unprecedented degree, resulting in substantial performance improvements. As a result, CLIP has been instrumental in empowering a wide range of applications, spanning from segmentation [55], video understanding [53], and image generation [35], to 3D understanding and manipulation [60, 48]. Furthermore, CLIP has played a vital role in catalyzing the development of next-generation image-text foundation models [40, 2, 42].

**Efficient CLIP Training.** The unparalleled success of CLIP hinges on the scale of both the data [37, 44, 23, 6, 57, 61] and the model [56, 32, 45]. While CLIP adheres impeccably to the scaling law [37, 10], it has also inadvertently sparked a race in large-scale training, one that is seemingly beyond the reach of many researchers in the field. This motivates the development of numerous efficient CLIP training methods. From the data perspective, de-replicating [36, 50, 1], re-sampling [52, 16, 26], and automated data curation [54] have been crucial in creating smaller but high-quality training datasets for accelerating training. On the other hand, FLIP [24] borrows the idea of masking from Masked Image Modeling [19], and removes a large portion of the input image patches (50-75%) for fast CLIP training. Our work is based on FLIP, but it goes a step further by 1) exploring more effective semantic-preserving strategies for token length reduction in CLIP training; 2) pushing the idea of token length reduction to an extreme (i.e., with only 17 images tokens and 4 text tokens), yielding a significant increase in training acceleration (up to  $17\times$ ).




Figure 2: Visual comparison of different strategies for reducing image token length.

### 3 Reducing Image/Text Tokens

We study a total of eight token reduction strategies for CLIP training, four for image-based and four for text-based. Although many of these strategies have been extensively studied in the context of masked image/language modeling, such as random masking, which is generally the most effective, we observe that their effects on CLIP training are distinct.

#### 3.1 Training Setup

Our training setup largely follows FLIP [24]. We use the vanilla ViT [15] as our visual encoder and the non-autoregressive Transformer [47] architecture as our text encoder. We train our models on the LAION-400M [44] dataset for 6.4 epochs, equivalent to  $\sim 2,000$  ImageNet epochs; this is then followed by a 0.36-epoch fine-tuning stage on full-resolution images ( $224 \times 224$ ) with a maximum text length of 32. To ensure effective contrast between training samples, we set the batch size to  $32k$ . We apply a base learning rate of  $8e-6$  in the main training stage and  $4e-7$  in the fine-tuning stage. We linearly scale the learning rate [18] as  $lr = base\_lr \times batchsize / 256$ . Gradient Checkpointing [7] is used to conserve GPU/TPU memory. Our data augmentation includes a simple random resizing crop with a minimum cropping ratio of 40%. Detailed hyperparameter settings and model configurations can be found in the appendix. We train L/16 CLIP models using various token reduction strategies and report the corresponding zero-shot top-1 accuracy on ImageNet [13].

#### 3.2 Image

We start our exploration with FLIP [24], which employs the random masking strategy from MAE [19] to reduce image token length during CLIP training. By setting the masking ratio to 75%, our re-implementation effectively reports a zero-shot top-1 ImageNet accuracy of 67.6%.

In addition to random masking, we investigate two other strategies studied in MAE: *grid masking*, which preserves one patch in each  $2 \times 2$  grid window, and *block masking*, which removes large blocks from the input. Fig. 2 provides visual examples of these three strategies at a 75% masking ratio. Intriguingly, while MAE deems random masking as the best strategy for masked image modeling, we notice that CLIP training has a differing preference. For example, grid masking attains a competitive zero-shot top-1 ImageNet accuracy of 67.3%, while block masking is the most effective, achieving a zero-shot top-1 ImageNet accuracy of 68.5%.

**Analysis.** We attribute this preference discrepancy to the two tasks’ distinct learning natures. In masked image modeling, the objective is to generate absent information from a masked input. Therefore, strategies like random masking that effectively minimize retained information are preferred. In contrast, CLIP training aims to maximize information extraction from the input to achieve better discrimination between different samples. Strategies like block masking, which tend to preserve more structured patterns, can help models yield stronger performance.

**Resizing.** Building upon this analysis, we propose to apply image resizing as a more direct solution to retaining full image information. We use anti-aliasing bilinear interpolation as the resizing method to best preserve image quality. By training with the image resized to  $112 \times 112$  (which is computationally equivalent to 75% masking), the L/16 model achieves a zero-shot top-1 ImageNet accuracy of 68.9%. Notably, this simple resizing strategy surpasses all different mask strategies, highlighting the importance of retaining full input information in CLIP training.

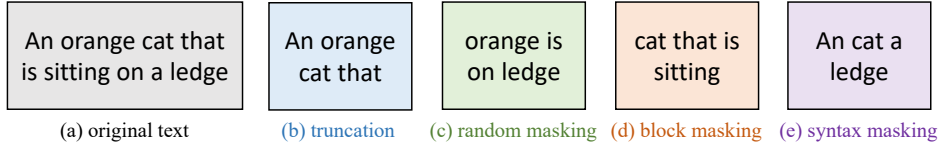


Figure 3: Visual comparison of different strategies for reducing text token length.

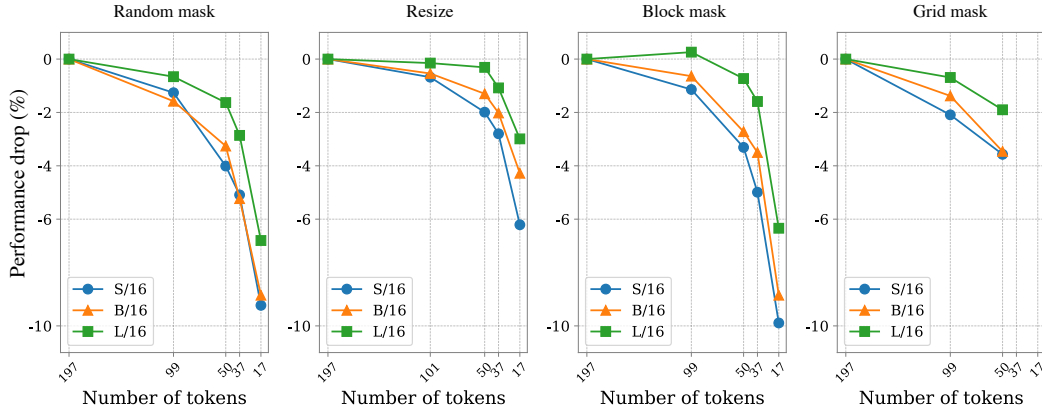


Figure 4: **The inverse scaling law on image tokens.** Compared to small models, larger models can utilize fewer image tokens to achieve the same performance drop to the full-resolution baseline.

### 3.3 Text

We next investigate how different strategies for reducing text tokens impact CLIP training. To speed up training, we default to resizing images to  $112 \times 112$  as the image input. We begin with two techniques previously explored in FLIP: *truncation* and *random masking*. Truncation selects the first  $N$  text tokens and discards the rest, while random masking randomly drops a portion of the text tokens. An illustrative example of these two strategies with a token length of 4 is shown in Fig. 3. By setting a maximum text token length of 8, truncation performs slightly better than random masking, resulting in a performance of 68.2% vs. 67.8%.

**Block masking.** We conjecture that the performance gain of truncation over random masking may be partially attributed to the use of consecutive text inputs. This leads us to investigate the efficacy of *block masking*, which randomly preserves consecutive text sequences during training. We limit the number of consecutive text tokens after masking to one for simplicity. With a maximum text token length of 8, this strategy achieves a competitive performance of 68.2%, outperforming random masking by 0.4%.

**Syntax masking.** Another potential approach to improving random masking is to assign different masking priorities to parts of speech. Specifically, we prioritize retaining nouns, followed by adjectives, and then other words. We refer to this strategy as *syntax masking*. With a maximum text token length of 8, syntax masking achieves the best performance among all strategies, recording a zero-shot top-1 ImageNet accuracy of 69.0%.

In the next section, we systematically analyze how these four image-based strategies, namely, *random masking*, *grid masking*, *block masking*, and *image resizing*, and four text-based strategies, namely, *truncation*, *random masking*, *block masking*, and *syntax masking*, scale with varying token lengths across different model sizes.

## 4 An Inverse Scaling Law

**Training setup.** Our models are designed on three different scales: S/16, B/16, and L/16, as suggested by Li *et al.* [24]. Each model includes a visual encoder, namely ViT-S/16 (22M parameters), ViT-B/16 (87M parameters), and ViT-L/16 (304M parameters) [15]. In addition, we use text encoders with 33M, 53M, and 109M parameters, respectively. All these models are trained using the same setup outlined in Sec. 3.1, with the only exception being that a larger learning rate of  $8e-7$  is utilized during the fine-tuning stage for S/16 and B/16.

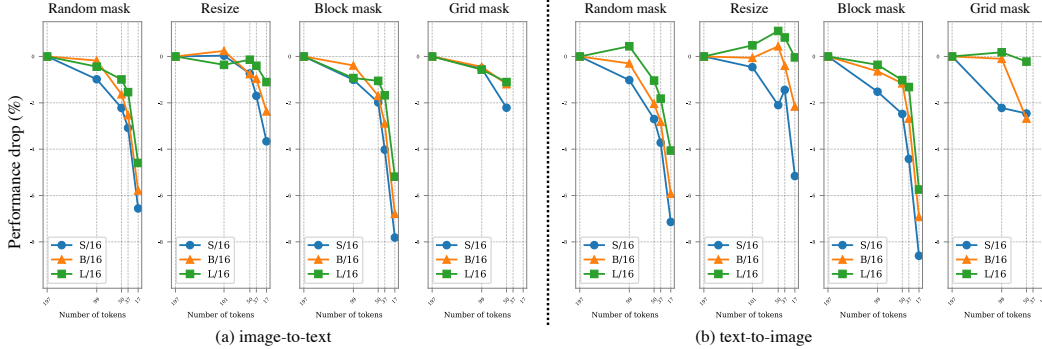


Figure 5: Zero-shot image/text retrieval performance on COCO [25]. Recall@1 is reported.

#### 4.1 Image

We first ablate how varying image token lengths affect CLIP training. Specifically, for random masking, block masking, and image resizing, we range the image token length from the full resolution (196 tokens) to an order of magnitude smaller one (16 tokens); for grid masking, the smallest length is set to 49 (i.e., selecting one in each  $2 \times 2$  window), as it is non-trivial to further reduce it. Note we do not touch the setup for text encoders here, keeping the maximum length for text tokens as 32.

**Main Observation.** We analyze the zero-shot top-1 accuracy on ImageNet [13] and plot the performance drop compared to the full resolution baseline in Fig. 4. Firstly, we note that performance generally decreases monotonically as token length reduces, which is expected given that models learn less information per sample. The only exceptional case occurs for block masking — when nearly halving the token length from 197 to 99, the performance for L/16 even slightly increases by 0.3%.

Furthermore, we observe that the performance drop for all four token reduction strategies becomes smaller as the model size increases. For instance, when reducing the token length from 197 to 17 using the resizing strategy, S/16 experiences a 6.2% performance drop, whereas scaling up the model size to B/16 reduces this drop to 4.3%; further using the considerably larger L/16 results in only a 3.0% performance drop. In other words, it suggests that larger models have the ability to achieve the same performance drop compared to the full-resolution baseline by utilizing fewer image tokens, as compared to their smaller counterparts. We term this phenomenon as the *inverse scaling law for CLIP training*, implying that by using larger models, we can train with fewer image tokens per sample while still delivering competitive performance.

Lastly, we find that the quality of this inverse scaling law strongly depends on how tokens are removed. More precisely, the more information that is retained, the smaller the length of tokens that can be applied during training. For instance, with a performance drop threshold of 2%, random masking requires 99 tokens for B/16 training. However, switching to image resizing, which retains substantially more image information, allows for a significant reduction in the minimum token length, down to 37.

**Zero-shot retrieval.** We further evaluate the image/text retrieval performance of CLIP with varying image token lengths on the challenging COCO [25] dataset. Fig. 5 shows the performance drop across different models for four image token reduction strategies. We note that, in most cases, the inverse scaling law proves consistent, as the degree of performance drop gradually decreases with increasing model size. For instance, using the random masking strategy that reduces the token length from 197 to 17, S/16 experiences a performance drop of 6.6% and 7.1% for image and text retrieval tasks, respectively. In comparison, the performance drops for B/16 are 5.8% and 5.9%, respectively; this performance drop is further reduced to 4.6% and 4.1% for L/16.

**Zero-shot robustness evaluation.** Fig. 6 reports robustness of the aforementioned models, tested on the ImageNet-V2 [41], ImageNet-R [20], ImageNet-A [21], and ImageNet-Sketch [49] datasets. We observe that, in most cases, larger models have a lesser performance drop than small models, which again confirms the validity of this inverse scaling law.

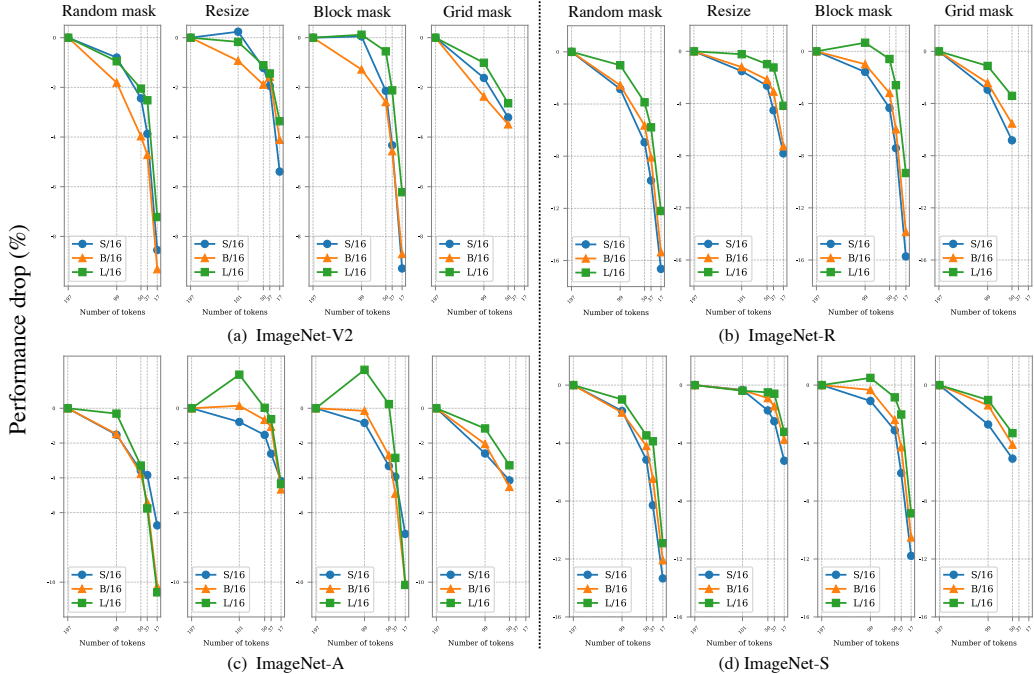


Figure 6: Zero-shot robustness performance.

	S/16	B/16	L/16		S/16	B/16	L/16		S/16	B/16	L/16		S/16	B/16	L/16
32	54.7	62.9	68.9	32	54.8	62.6	68.6	32	54.6	62.9	68.7	32	54.9	62.6	68.3
16	<b>+0.4</b>	-0.4	-0.1	16	-0.4	-0.4	-0.2	16	-0.1	<b>+0.3</b>	<b>+0.0</b>	16	-0.2	<b>+0.3</b>	<b>+0.5</b>
8	-0.5	-0.7	-0.7	8	-1.6	-1.1	-0.9	8	-0.6	-0.8	-0.4	8	-0.6	<b>+0.3</b>	<b>+0.7</b>
6	-1.8	-2.1	-1.7	6	-2.8	-2.9	-1.8	6	-1.7	-2.0	-0.8	6	-1.2	-0.8	<b>+0.1</b>
4	-5.7	-5.2	-5.2	4	-5.9	-5.5	-5.1	4	-4.3	-4.1	-2.9	4	-3.4	-3.1	-2.0

(a) truncation

(b) random mask

(c) block mask

(d) syntax mask

Table 1: **The inverse scaling law on text tokens.** Similar to the observation with image tokens, larger models enable training with fewer text tokens while maintaining competitive performance.

## 4.2 Text

We next study the impact of altering the maximum text token length on CLIP training. We use all four text reduction strategies introduced in Sec. 3.3, and for each strategy, we range the maximum text token length from 32 to 4. Additionally, to speed up training, we apply a resized  $112 \times 112$  image as input, which runs  $\sim 4\times$  faster than the  $224 \times 224$  input, while only slightly affecting performance, *i.e.*, 0.3% drop on zero-shot top-1 ImageNet accuracy for L/16.

**Main observation.** The data presented in Tab. 1 reflects a pattern similar to the one observed with image token, *i.e.*, the inverse scaling law is also evident when learning with text tokens. For example, when the maximum text length is set to 4 and the model size is scaled from S/16 to L/16, we observe a decrease in the performance drop from 5.7% to 5.2% for truncation, 3.4% to 2.0% for syntax masking, 4.3% to 2.9% for block masking, and 5.9% to 5.1% for random masking. Moreover, our analysis suggests that syntax masking is the most effective strategy for reducing text tokens, especially when setting the maximum text token lengths to be extremely short. For instance, with B/16 and a maximum text token length of 4, all other strategies incur a performance drop of more than 4.0%, whereas syntax masking results in a performance drop of merely 3.0%. Furthermore, we observe that for all strategies, the sensitivity of CLIP training to the reduction of text tokens remains relatively low until a threshold of 8 tokens is reached (*e.g.*, the performance drop is less than  $\sim 1.0\%$ ). However, beyond this point, the use of fewer text tokens leads to an abrupt performance drop.

Lastly, we notice another intriguing inverse scaling law uniquely related to syntax masking: reducing the text token length from 32 to 16 or 8 consistently enhances the performance of B/16 and L/16 models. This observation suggests that the language signal in our training data may be noisy, and filtering out certain information could potentially facilitate more effective representation learning.

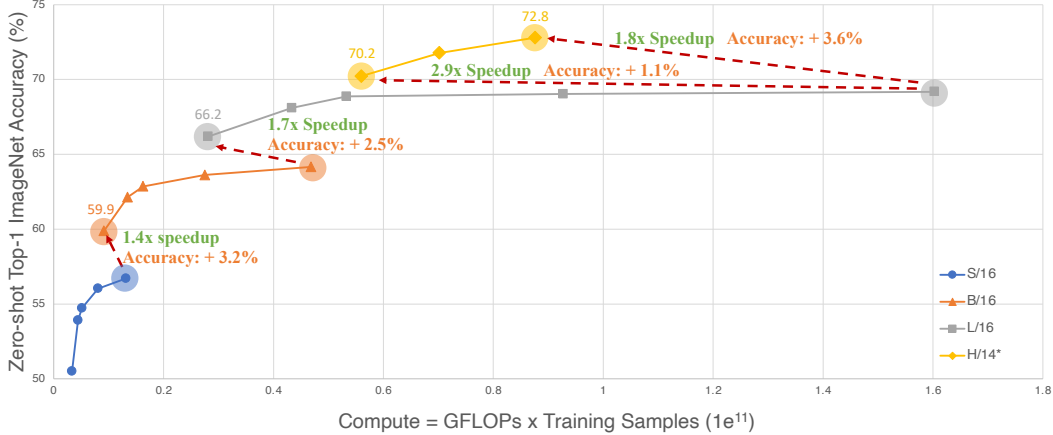


Figure 7: **Accuracy vs. compute trade-off.** Accuracy is evaluated by zero-shot accuracy on ImageNet [13]. The models are trained with different token lengths, resulting in varying compute costs. \* indicates the application of additional color jitter and grayscale augmentation, as well as the use of global average pooling instead of the classification token. These modifications are found to be beneficial for stabilizing training with reduced token lengths in large models.

**Zero-shot robustness & zero-shot retrieval evaluations.** We observe a similar trend for zero-shot robustness evaluation, where larger models typically yield smaller relative performance drops. In terms of zero-shot retrieval performance, for all four text token reduction strategies, we make two interesting observations: 1) there is almost no performance drop for all models when the text token length is reduced to 16; 2) further reducing the text token length to 8 or less, scaling up model size does not evidently help to reduce the performance drop. This second observation is expected, as reducing text length directly affects the capability to align image and text features in a fine-grained manner. Due to space limitations, we include the detailed results of the zero-shot image/text retrieval performance and the zero-shot robustness in Appendix Sec. B.2.

### 4.3 ConvNeXt

In addition to ViT, we validate whether this inverse scaling law is also apparent within the context of CNN architectures. For this analysis, we select ConvNeXt [27], given its outstanding performance on various visual benchmarks. Although different masking strategies are applicable for ConvNeXt, they can only offer a modest training speedup due to the lack of computationally efficient support for sparse convolution [51]. However, image resizing emerges as a viable strategy for expediting CLIP training with ConvNeXt, as it avoids the need of using sparse convolution [46, 17].

We focus on studying ConvNeXt-T and ConvNeXt-B, which are of a similar scale to ViT-S/16 and ViT-B/16, respectively. We utilize the same training setup as for ViT, and incorporate additional augmentations [8, 9] to mitigate overfitting observed in training.

**Main Observation.** We observe that ConvNeXt-B consistently shows a smaller performance drop than ConvNeXt-T when a smaller input size is applied. By setting a performance drop of 1.5% as the threshold, we find that while ConvNeXt-T necessitates an input image size of  $112 \times 112$ , scaling to ConvNeXt-B enables further reduction of the input size to  $96 \times 96$ . These observations confirm the existence of the inverse scaling law for ConvNeXt in CLIP training.

## 5 Training CLIP with Academic Resources

Our discussions in Sec. 4 reveal that larger models have the ability to train with fewer tokens while still preserving competitive performance. This ability brings substantial practical benefits, including improved memory footprint and faster training speed. In this section, we showcase how this inverse scaling law can be leveraged to train CLIP models efficiently and effectively, particularly when computational resources are limited.

We start by recasting the results in Fig. 7 in the context of *computation vs. performance*. In addition to the clear performance advantage of larger models over smaller ones, an interesting observation is that this inverse scaling law offers the potential for faster and more powerful CLIP training. For

Models	Training Epochs	GPU Hours	zero-shot classification						zero-shot retrieval			
			IN-1K	IN-V2	IN-A	IN-R	ObjectNet	IN-Sketch	COCO		Flickr30k	
									image	text	image	text
OpenAI-B/32, Our Eval	32	4600	63.3	55.9	31.6	69.3	44.2	42.3	30.4	50.2	58.9	77.6
OpenAI-B/16, Our Eval	32	10700	68.3	61.9	49.9	77.7	55.3	48.2	33.1	52.4	62.1	81.9
OpenAI-L/14, Our Eval	32	50800	75.5	69.8	70.8	87.8	68.9	59.6	36.5	56.4	65.3	85.1
OpenCLIP-B/32, Our Eval	32	4600	62.9	55.1	21.7	73.4	48.9	49.4	35.3	52.6	61.7	79.0
OpenCLIP-B/16, Our Eval	32	10700	67.1	59.6	33.2	77.9	51.5	52.4	38.3	55.4	65.5	83.3
OpenCLIP-L/14, Our Eval	32	50800	72.8	65.4	46.5	84.9	59.9	59.6	43.0	59.7	70.3	87.6
CLIPA-B/16 (I50,T16)	6+0.36	444	63.2	55.6	26.8	73.2	44.3	48.7	35.2	53.1	58.3	75.3
CLIPA-L/16 (I17,T16)	6+0.36	628	67.8	60.4	38.3	81.2	52.8	56.4	40.1	58.4	64.0	81.5
CLIPA-L16 (I37,T8)	6+0.36	826	69.3	61.7	43.6	84.0	55.4	58.7	39.8	56.8	67.5	81.9

Table 2: **Comparison of various CLIP baselines.** CLIPA models are first pre-trained with smaller token lengths for 6.4 epochs and subsequently fine-tuned with full token lengths for 0.36 epochs. The GPU Hours are measured on A100. ‘(IX,TY)’ indicates the model is pre-trained with a image token length of X, and a maximum text token length of Y.

instance, our L/16 model, using a total image token length of 17, outperforms the standard B/16 model setup (*i.e.*, with a total image token length of 197) by 2.5%, while achieving a  $1.7\times$  speedup. This process can be further accelerated by training with fewer text tokens, especially when employing a large text encoder (*e.g.*, as in H/14).

Motivated by these observations, we introduce an effective and efficient CLIP training strategy: training with a larger model but with reduced input token lengths. This approach, dubbed as *CLIPA*, enables CLIP training even with academic resources. The training setup of CLIPA follows the protocol outlined in Section 3.1, with the addition of color jitter and grayscale image augmentation [8, 9], and the usage of global average pooling in ViT [24, 19]. To ensure a fair comparison, we conduct the experiments using the OpenCLIP codebase [22] in PyTorch [34] on a machine equipped with 8 NVIDIA A100 GPUs. By employing mixed precision training [30] and gradient checkpointing [7], we are able to train with a batch size of  $32k$ ; however, we need to adjust the batch size to  $8k$  for CLIPA-B/16 and to  $7k$  for CLIPA-L/16 at the finetuning stage because GPU memory limitation. As shown in Tab. 5, we note a small finetuning batch size will only result in a marginal performance drop, *i.e.*, reducing the fine-tuning batch size from  $32k$  to  $8k$  slightly hurt the performance by 0.4%.

As demonstrated in Tab. 2, our CLIPA provides both faster training times and improved performance in comparison to OpenCLIP. For example, our CLIPA-B/16 surpasses the vanilla OpenCLIP-B/32 baseline by 0.3% on zero-shot ImageNet classification, more importantly, requiring  $\sim 10\times$  fewer GPU hours. Similarly, our CLIPA-L/16 outperforms the vanilla OpenCLIP-B/16 baseline by 0.7%, yet consumes  $17\times$  fewer GPU hours. Notably, our CLIPA-B/16 can be trained on an A100 eight-GPU machine in  $\sim 2$  days, and CLIPA-L/16 in  $\sim 3$  days, highlighting the efficiency and effectiveness of CLIPA in facilitating CLIP training while preserving competitive performance.

**H/14 model.** We hereby include a bigger model, CLIPA-H/14, for experiments. Note that, we further cut the input text token length from 32 to 8, yielding an additional  $\sim 1.6\times$  training speedup. These results are added to Fig. 7. With an input image size of 84 and a text token length of 8, our CLIPA-H/14 achieves a compelling zero-shot top-1 ImageNet accuracy of 72.8%. This performance is on par with that of OpenCLIP-L/14, while the total computational requirement is reduced by  $\sim 25\times$ . This result further confirms the efficiency and the effectiveness of CLIPA at scale.

## 6 Conclusion

In this paper, we delve deep into CLIP training. Our investigation unveils an intriguing inverse scaling law, suggesting that larger models require fewer input tokens during training. Moreover, among the eight token reduction strategies we studied, we identify that resizing for image input and syntax masking for text input provides the best overall scaling quality. This finding underscores the crucial role of semantic information preservation in efficient CLIP training. Our findings can enable significantly faster CLIP training with better results, especially given limited resources. We hope that our work could encourage a wider range of researchers, particularly those lacking access to substantial computational resources, to engage more in exploring CLIP training.



## Acknowledgement

This work is supported by a gift from Open Philanthropy, TPU Research Cloud (TRC) program, and Google Cloud Research Credits program.

## A Implementation Details

Model	Embed dim	Vision Transformer			Text Transformer			# params (M)		
		layers	width	heads	layers	width	heads	vision	text	total
S/16	384	12	384	6	12	384	6	22	33	55
B/16	512	12	768	12	12	512	8	86	53	141
L/16	768	24	1024	16	12	768	12	303	109	414
H/14	1024	32	1280	16	24	1024	16	631	334	967

Table 3: CLIP [37] model configurations used in our paper.

Config	Value
optimizer	AdamW [29]
optimizer momentum	(0.9, 0.95)
batch size	32768
base lr	8e-6
minimal lr	0
warm-up steps	1600
schedule	cosine decay [28]
weight decay	0.2
random crop area	(40, 100)
resize method	bi-linear
color jitter [8]	0.32
temperature init	1/0.07 [22, 24]

Table 4: Pre-training hyper-parameters

### A.1 Architectures

Our experimental results are based on specific model configurations shown in Tab. 3, following FLIP [24]. Our visual encoder architecture employs three different scales (S/16, B/16, and L/16) with the same patch size, allowing us to investigate the effect of scaling. In our CLIPA models, we employ vanilla ViT [15] with global average pooling as the visual encoder. The sine-cosine positional embeddings are used in ViT [47]. As for text encoder, we adopt the non-autoregressive Transformer [47, 24] and employ a WordPiece tokenizer [14], which includes a "CLS" token for each input text. To ensure uniformity in the input length, we apply zero-padding to those input texts that are shorter than the maximum token length of our model. For the ConvNeXt [27], we employ the same mode configuration as described in [27], and follow the setting in [22].

### A.2 Hyper-parameters

**Pre-training.** Our CLIPA pre-training configuration is outlined in Tab. 4. Notably, due to limited resources, we use a base learning rate of 8e-6 and a smaller 32k batch size. In addition, we apply a color jitter augmentation of strength 0.32 and probability 0.8, and a gray-scale augmentation of probability 0.2 [31, 8, 9].

**Fine-tuning.** Following pre-training, we conduct a short-period fine-tuning of the models using full-resolution images of size  $224 \times 224$  and texts with a maximal length of 32. The fine-tuning process consists of 4000 steps with an 800-step warm-up period. The base learning rate for fine-tuning is set to 8e-7, while all other parameters remain the same as those used during pre-training. Note that due to limited computation resources, our CLIPA-B/16 and CLIA-L/16 are fine-tuned with 8k and 7k batch size. The results of different fine-tuning batch size are shown in Tab. 5. It can be observed that a batch size of 8k already achieves competitive performance compared to a batch size of 32k.

Model	32k	16k	8k	4k	2k
CLIPA-L/16 ((I17,T16))	68.1	67.8	67.7	67.1	66.8

Table 5: Ablation on fine-tuning batch size.

Masking strategy	Masking ratio	# of tokens	S/16		B/16		L/16	
			pre-train	fine-tune	pre-train	fine-tune	pre-train	fine-tune
baseline	0.0%	197	-	56.7	-	64.2	-	69.2
random	50.0%	99	54.7	55.5	61.9	62.6	68.3	68.5
grid	50.0%	99	53.9	54.6	62.5	62.8	68.3	68.5
block	50.0%	99	54.9	55.6	63.2	63.5	69.2	<b>69.5</b>
<b>resize</b>	160 × 160	101	54.0	<b>56.0</b>	62.2	<b>63.6</b>	67.8	69.0
random	75.0%	50	49.5	52.7	58.51	60.9	65.9	67.6
grid	75.0%	50	49.5	53.1	57.9	60.7	65.4	67.3
block	75.0%	50	45.2	53.4	57.3	61.4	65.2	68.5
<b>resize</b>	112 × 112	50	50.1	<b>54.7</b>	59.0	<b>62.9</b>	65.1	<b>68.9</b>
random	81.6%	37	47.3	51.6	55.3	58.9	64.1	66.3
grid	81.6%	37	N/A	N/A	N/A	N/A	N/A	N/A
block	81.6%	37	43.6	51.7	54.8	60.7	63.1	67.6
<b>resize</b>	96 × 96	37	48.3	<b>53.9</b>	57.0	<b>62.1</b>	63.8	<b>68.1</b>
random	91.8%	17	36.4	47.5	44.2	55.3	55.3	62.4
grid	91.8%	17	N/A	N/A	N/A	N/A	N/A	N/A
block	91.8%	17	28.4	46.8	38.3	55.3	49.6	62.9
<b>resizing</b>	64 × 64	17	40.7	<b>50.5</b>	51.0	<b>59.9</b>	58.3	<b>66.2</b>

Table 6: **Scaling effect on reducing image tokens.** We report top-1 zero-shot accuracy on ImageNet-1K [13] classification. N/A: we adopt 50% and 75% masking ratio for grid mask, larger masking ratio is non-trivial. To ensure a fair comparison, we keep the length of text tokens constant at 32.

**Implementation.** We implement two codebases based on JAX [4] and Pytorch [34] respectively. Our JAX codebase is built on Big Vision [3] and our pytorch code base mainly followed OpenCLIP [22]. Most of our experiments are conducted with TPU-V3, except that CLIPA experiments are conducted with A100 GPUs.

### A.3 Evaluation Setting

Our evaluation protocol is largely based on the original CLIP paper [37], and we employ the benchmarking tool provided by OpenCLIP [22]. To evaluate our model on ImageNet-1K [13], we use 80 prompt templates for zero-shot testing. Following OpenCLIP [22], we resize the shorter side of the input images to 256, and then perform a center crop of size  $224 \times 224$ .

## B More Results

In this section, we present more detailed results, including numeric results on ImageNet-1K, which we used to plot Fig. 4. Additionally, we report retrieval and robustness results on reducing text length.

### B.1 ImageNet-1K

**Image.** Tab. 6 presents the zero-shot Top-1 accuracy on ImageNet-1K [13]. We can see that fine-tuning plays a crucial role with reduced input token length during pre-training, by comparing the performance of pre-trained and fine-tuned models. For instance, fine-tuning pre-trained models with only 17 tokens (the last four rows in Tab. 6) leads to significant performance gains of **18.4%**, **17.0%**, and **18.6%** across S/16, B/16, and L/16 scales, respectively, for block masking.

**Text.** We present scaling effect with reduced text token lengths on ImageNet-1K in Tab. 7 including pre-training results. We standardize the visual input size to  $112 \times 112$  pixels for all models and vary only the text input during pre-training. Our fine-tuning procedure follows the same approach as that described for the image input. To ensure a fair comparison, we employ the same masking strategy

Masking strategy	Image	Text	S/16		B/16		L/16	
			pre-train	fine-tune	pre-train	fine-tune	pre-train	fine-tune
truncation	112 × 112	32	50.1	54.7	59.0	62.9	65.1	<b>68.9</b>
random	112 × 112	32	50.0	54.8	59.1	62.6	65.3	68.6
block	112 × 112	32	50.4	54.6	59.1	<b>62.9</b>	65.2	68.7
<b>syntax</b>	112 × 112	32	50.1	<b>54.9</b>	58.7	62.6	65.0	68.3
truncation	112 × 112	16	50.6	<b>55.1</b>	58.7	62.4	65.4	68.8
random	112 × 112	16	49.8	54.5	58.4	62.2	65.1	68.5
block	112 × 112	16	50.1	54.5	59.1	<b>63.2</b>	65.3	68.7
<b>syntax</b>	112 × 112	16	50.2	54.7	58.9	63.0	65.3	<b>68.8</b>
truncation	112 × 112	8	45.7	54.2	54.7	62.2	62.2	68.2
random	112 × 112	8	44.5	53.2	54.2	61.5	61.6	67.8
block	112 × 112	8	45.4	54.1	54.0	62.1	61.6	68.2
<b>syntax</b>	112 × 112	8	46.7	<b>54.6</b>	55.6	<b>62.9</b>	62.3	<b>69.0</b>
truncation	112 × 112	6	30.9	52.9	39.0	60.8	47.9	67.1
random	112 × 112	6	299	52.1	38.4	59.7	48.0	66.8
block	112 × 112	6	29.3	52.9	38.3	61.0	46.8	67.8
<b>syntax</b>	112 × 112	6	31.1	<b>53.7</b>	39.7	<b>61.8</b>	49.3	<b>68.4</b>
truncation	112 × 112	4	24.1	49.0	32.6	57.7	40.4	63.6
random	112 × 112	4	22.0	48.9	29.3	57.1	39.6	63.6
block	112 × 112	4	24.0	50.3	31.5	58.8	39.6	65.8
<b>syntax</b>	112 × 112	4	24.7	<b>51.5</b>	32.2	<b>59.6</b>	39.6	<b>66.3</b>

Table 7: **Scaling effect on reducing text tokens.** We report top-1 zero-shot accuracy on ImageNet-1K [13] classification. **Bold** represents the best performance among different reducing strategies.

Image size	ViT-S/16		ConvNeXt-T		ViT-B/16		ConvNeXt-B	
	pre-train	fine-tune	pre-train	fine-tune	pre-train	fine-tune	pre-train	fine-tune
224 × 224	-	<b>56.7</b>	-	56.7	-	<b>64.2</b>	-	64.0
160 × 160	54.0	56.0	55.5	<b>56.2</b>	62.2	<b>63.6</b>	63.0	63.6
112 × 112	50.1	54.7	52.6	<b>55.3</b>	59.0	62.9	61.0	<b>63.1</b>
96 × 96	48.3	53.9	51.0	<b>54.6</b>	57.0	62.1	59.2	<b>62.2</b>
64 × 64	40.7	50.5	44.9	<b>51.1</b>	51.0	59.9	54.6	<b>60.0</b>

Table 8: **Comparison of ConvNeXt [27] and ViT [15].** We report top-1 zero-shot accuracy on ImageNet-1K [13] classification. To ensure a fair comparison, we keep the length of text tokens constant at 32 and only vary the visual backbones. The associated text encoders are specified in Tab. 3.

Masking strategy	Image	Text	S/16						B/16						L/16								
			IN-1K	IN-V2	IN-A	IN-R	IN-S	I-to-T	T-to-I	IN-1K	IN-V2	IN-A	IN-R	IN-S	I-to-T	T-to-I	IN-1K	IN-V2	IN-A	IN-R	IN-S	I-to-T	T-to-I
truncation	112 × 112	32	54.7	47.1	14.4	63.0	40.1	31.3	47.7	62.9	54.7	25.2	73.6	48.4	36.6	55.3	<b>68.9</b>	60.5	36.3	80.8	55.5	41.5	59.9
random	112 × 112	32	54.8	46.8	14.1	63.3	40.7	30.7	48.0	62.6	54.8	25.3	74.0	48.8	37.0	54.4	68.6	61.3	36.2	80.2	55.3	41.2	59.0
block	112 × 112	32	54.6	47.3	13.9	62.9	40.6	31.1	48.0	<b>62.9</b>	54.6	25.9	74.0	49.0	36.7	54.2	68.7	60.8	36.7	81.0	55.5	41.5	59.2
<b>syntax</b>	112 × 112	32	<b>54.9</b>	46.6	14.2	63.4	41.1	30.9	49.2	62.6	54.8	25.6	73.5	48.3	37.2	55.3	68.3	60.5	35.3	80.7	55.4	41.3	59.7
truncation	112 × 112	16	<b>55.1</b>	47.2	14.3	63.0	40.8	31.1	47.8	62.4	54.1	25.7	73.5	49.2	36.8	54.9	68.8	61.3	37.1	80.3	55.4	41.3	59.8
random	112 × 112	16	54.5	46.9	14.5	63.2	40.3	30.3	48.8	62.2	54.8	25.3	73.2	48.60	36.6	54.7	68.5	60.6	37.2	81.3	55.9	40.7	59.7
block	112 × 112	16	54.5	46.9	14.5	62.6	40.2	31.1	49.1	<b>63.2</b>	55.3	25.6	73.3	48.6	37.1	55.0	68.7	60.0	37.2	80.5	55.7	41.2	59.4
<b>syntax</b>	112 × 112	16	54.7	47.4	13.4	62.7	40.5	30.8	48.5	63.0	55.4	25.5	73.5	49.0	37.1	55.5	<b>68.8</b>	61.4	37.6	80.7	55.6	41.1	58.6
truncation	112 × 112	8	54.2	46.0	14.4	63.5	40.1	29.7	47.8	62.2	54.9	25.7	74.1	48.3	35.5	53.1	68.2	61.0	37.0	80.5	55.8	39.6	56.7
random	112 × 112	8	53.2	45.6	13.7	62.6	39.1	28.6	47.1	61.5	53.5	24.8	72.6	47.2	34.6	52.6	67.8	59.7	36.2	80.1	55.1	37.8	55.7
block	112 × 112	8	54.1	46.8	13.8	62.8	40.0	30.1	47.9	62.1	54.2	25.0	73.4	47.7	35.5	54.7	68.2	60.8	37.1	80.9	55.8	40.4	57.5
<b>syntax</b>	112 × 112	8	<b>54.6</b>	46.6	13.6	63.5	40.1	29.9	47.7	<b>62.9</b>	54.7	25.7	73.4	49.1	35.4	53.5	<b>69.0</b>	61.6	39.1	81.1	56.3	39.7	57.7
truncation	112 × 112	6	52.9	45.9	13.3	63.6	39.3	28.5	45.9	60.8	53.5	24.2	73.2	47.7	34.4	51.4	67.1	59.5	36.3	80.5	54.8	38.2	54.9
random	112 × 112	6	52.1	44.4	12.1	61.5	38.0	27.4	44.8	59.7	51.9	22.1	71.8	47.0	32.6	50.6	66.8	59.4	35.2	79.7	54.5	36.9	54.3
block	112 × 112	6	52.9	45.6	13.6	62.2	39.0	29.0	45.8	61.0	53.4	24.1	72.7	47.5	34.2	51.6	67.8	60.8	36.3	80.1	55.1	39.2	57.2
<b>syntax</b>	112 × 112	6	<b>53.7</b>	45.8	13.3	63.7	39.8	28.8	46.4	<b>61.8</b>	54.2	25.3	74.0	48.4	34.3	52.4	<b>68.4</b>	61.0	37.6	81.5	56.3	38.5	56.4
truncation	112 × 112	4	49.0	41.6	12.2	61.5	36.3	24.9	40.6	57.7	50.2	21.3	71.8	44.8	30.6	47.2	63.6	56.3	33.6	79.1	52.9	34.2	49.8
random	112 × 112	4	48.9	41.7	11.4	59.2	35.2	25.0	40.6	57.1	49.4	19.0	69.8	44.2	29.6	46.1	63.6	55.2	30.5	77.6	52.4	33.2	49.0
block	112 × 112	4	50.3	42.3	12.5	60.4	37.1	26.0	41.6	58.8	50.8	21.0	71.5	46.0	31.9	49.2	65.8	57.8	33.0	79.7	54.3	35.8	52.9
<b>syntax</b>	112 × 112	4	<b>51.5</b>	44.4	13.4	63.7	38.0	26.2	42.6	<b>59.6</b>	52.5	22.5	72.7	46.8	31.5	48.4	<b>66.3</b>	58.2	35.6	80.7	54.8	35.1	51.7

Table 9: **Zero-shot image/text retrieval and robustness.** We also study the scaling effect on text tokens on image/text retrieval tasks and robustness benchmarks.

during fine-tuning as used during pre-training when comparing different masking strategies. Note that the pre-training performance is noticeably lower for input texts with a length smaller than 8. This is because the prompt templates we used for evaluation are often longer than a text length of 8. However, after fine-tuning the model with a maximum length of 32, the models performances are significantly improved.

**ConvNeXt [27].** In Tab. 8, we compare the performance of different visual backbones, ViT [15] and ConvNeXt [27]. Notably, we observe that when comparing pre-training results, ConvNeXt outperforms ViT with smaller input sizes, suggesting that CNNs may exhibit greater robustness with respect to scale. For instance, at an input size of  $64 \times 64$ , ConvNeXt-B outperforms ViT-B by approximately 3.5%. However, after fine-tuning, we observe that the performance gap between the two models narrows considerably across all scales.

## B.2 Zero-shot retrieval and robustness

**Text.** For reference, We also report the performance of zero-shot image/text retrieval on the COCO dataset [25] and zero-shot robustness on the ImageNet-V2 [41], ImageNet-R [20], ImageNet-A [21], and ImageNet-Sketch [49] dataset in Tab. 9 when varying input text token lengths.

## References

- [1] Amro Abbas, Kushal Tirumala, Dániel Simig, Surya Ganguli, and Ari S Morcos. Semdedup: Data-efficient learning at web-scale through semantic deduplication. *arXiv preprint arXiv:2303.09540*, 2023.
- [2] Jean-Baptiste Alayrac, Jeff Donahue, Pauline Luc, Antoine Miech, Iain Barr, Yana Hasson, Karel Lenc, Arthur Mensch, Katherine Millican, Malcolm Reynolds, et al. Flamingo: a visual language model for few-shot learning. In *NeurIPS*, 2022.
- [3] Lucas Beyer, Xiaohua Zhai, and Alexander Kolesnikov. Big vision, 2022.
- [4] James Bradbury, Roy Frostig, Peter Hawkins, Matthew James Johnson, Chris Leary, Dougal Maclaurin, George Necula, Adam Paszke, Jake VanderPlas, Skye Wanderman-Milne, et al. Jax: composable transformations of python+ numpy programs. 2018.
- [5] Tom Brown, Benjamin Mann, Nick Ryder, Melanie Subbiah, Jared D Kaplan, Prafulla Dhariwal, Arvind Neelakantan, Pranav Shyam, Girish Sastry, Amanda Askell, et al. Language models are few-shot learners. In *NeurIPS*, 2020.
- [6] Soravit Changpinyo, Piyush Sharma, Nan Ding, and Radu Soricut. Conceptual 12m: Pushing web-scale image-text pre-training to recognize long-tail visual concepts. In *CVPR*, 2021.
- [7] Tianqi Chen, Bing Xu, Chiyuan Zhang, and Carlos Guestrin. Training deep nets with sublinear memory cost. *arXiv preprint arXiv:1604.06174*, 2016.
- [8] Ting Chen, Simon Kornblith, Mohammad Norouzi, and Geoffrey Hinton. A simple framework for contrastive learning of visual representations. In *ICML*, 2020.
- [9] Ting Chen, Simon Kornblith, Kevin Swersky, Mohammad Norouzi, and Geoffrey Hinton. Big self-supervised models are strong semi-supervised learners. *arXiv preprint arXiv:2006.10029*, 2020.
- [10] Mehdi Cherti, Romain Beaumont, Ross Wightman, Mitchell Wortsman, Gabriel Ilharco, Cade Gordon, Christoph Schuhmann, Ludwig Schmidt, and Jenia Jitsev. Reproducible scaling laws for contrastive language-image learning. *arXiv preprint arXiv:2212.07143*, 2022.
- [11] Aakanksha Chowdhery, Sharan Narang, Jacob Devlin, Maarten Bosma, Gaurav Mishra, Adam Roberts, Paul Barham, Hyung Won Chung, Charles Sutton, Sebastian Gehrmann, et al. Palm: Scaling language modeling with pathways. *arXiv preprint arXiv:2204.02311*, 2022.
- [12] Yuchen Cui, Scott Niekum, Abhinav Gupta, Vikash Kumar, and Aravind Rajeswaran. Can foundation models perform zero-shot task specification for robot manipulation? *arXiv preprint arXiv:2204.11134*, 2022.
- [13] Jia Deng, Wei Dong, Richard Socher, Li-Jia Li, Kai Li, and Li Fei-Fei. Imagenet: A large-scale hierarchical image database. In *CVPR*, 2009.
- [14] Jacob Devlin, Ming-Wei Chang, Kenton Lee, and Kristina Toutanova. Bert: Pre-training of deep bidirectional transformers for language understanding. *arXiv preprint arXiv:1810.04805*, 2018.
- [15] Alexey Dosovitskiy, Lucas Beyer, Alexander Kolesnikov, Dirk Weissenborn, Xiaohua Zhai, Thomas Unterthiner, Mostafa Dehghani, Matthias Minderer, Georg Heigold, Sylvain Gelly, et al. An image is worth 16x16 words: Transformers for image recognition at scale. In *ICLR*, 2020.

- [16] Samir Yitzhak Gadre, Gabriel Ilharco, Alex Fang, Jonathan Hayase, Georgios Smyrnis, Thao Nguyen, Ryan Marten, Mitchell Wortsman, Dhruva Ghosh, Jieyu Zhang, et al. Datacomp: In search of the next generation of multimodal datasets. *arXiv preprint arXiv:2304.14108*, 2023.
- [17] Peng Gao, Teli Ma, Hongsheng Li, Jifeng Dai, and Yu Qiao. Convmae: Masked convolution meets masked autoencoders. *arXiv preprint arXiv:2205.03892*, 2022.
- [18] Priya Goyal, Piotr Dollár, Ross Girshick, Pieter Noordhuis, Lukasz Wesolowski, Aapo Kyrola, Andrew Tulloch, Yangqing Jia, and Kaiming He. Accurate, large minibatch sgd: Training imagenet in 1 hour. *arXiv preprint arXiv:1706.02677*, 2017.
- [19] Kaiming He, Xinlei Chen, Saining Xie, Yanghao Li, Piotr Dollár, and Ross Girshick. Masked autoencoders are scalable vision learners. In *CVPR*, 2022.
- [20] Dan Hendrycks, Steven Basart, Norman Mu, Saurav Kadavath, Frank Wang, Evan Dorundo, Rahul Desai, Tyler Zhu, Samyak Parajuli, Mike Guo, Dawn Song, Jacob Steinhardt, and Justin Gilmer. The many faces of robustness: A critical analysis of out-of-distribution generalization. In *ICCV*, 2021.
- [21] Dan Hendrycks, Kevin Zhao, Steven Basart, Jacob Steinhardt, and Dawn Song. Natural adversarial examples. In *CVPR*, 2021.
- [22] Gabriel Ilharco, Mitchell Wortsman, Ross Wightman, Cade Gordon, Nicholas Carlini, Rohan Taori, Achal Dave, Vaishaal Shankar, Hongseok Namkoong, John Miller, Hannaneh Hajishirzi, Ali Farhadi, and Ludwig Schmidt. Openclip, July 2021.
- [23] Chao Jia, Yinfei Yang, Ye Xia, Yi-Ting Chen, Zarana Parekh, Hieu Pham, Quoc Le, Yun-Hsuan Sung, Zhen Li, and Tom Duerig. Scaling up visual and vision-language representation learning with noisy text supervision. In *ICML*, 2021.
- [24] Yanghao Li, Haoqi Fan, Ronghang Hu, Christoph Feichtenhofer, and Kaiming He. Scaling language-image pre-training via masking. In *CVPR*, 2023.
- [25] Tsung-Yi Lin, Michael Maire, Serge Belongie, James Hays, Pietro Perona, Deva Ramanan, Piotr Dollár, and C Lawrence Zitnick. Microsoft coco: Common objects in context. In *ECCV*, 2014.
- [26] Haotian Liu, Kilho Son, Jianwei Yang, Ce Liu, Jianfeng Gao, Yong Jae Lee, and Chunyuan Li. Learning customized visual models with retrieval-augmented knowledge. *arXiv preprint arXiv:2301.07094*, 2023.
- [27] Zhuang Liu, Hanzi Mao, Chao-Yuan Wu, Christoph Feichtenhofer, Trevor Darrell, and Saining Xie. A convnet for the 2020s. In *CVPR*, 2022.
- [28] Ilya Loshchilov and Frank Hutter. Sgdr: Stochastic gradient descent with warm restarts. In *ICLR*, 2017.
- [29] Ilya Loshchilov and Frank Hutter. Decoupled weight decay regularization. In *ICLR*, 2018.
- [30] Paulius Micikevicius, Sharan Narang, Jonah Alben, Gregory Diamos, Erich Elsen, David Garcia, Boris Ginsburg, Michael Houston, Oleksii Kuchaiev, Ganesh Venkatesh, et al. Mixed precision training. *arXiv preprint arXiv:1710.03740*, 2017.
- [31] Norman Mu, Alexander Kirillov, David Wagner, and Saining Xie. Slip: Self-supervision meets language-image pre-training. In *ECCV*, 2022.
- [32] OpenAI. Gpt-4 technical report. 2023.
- [33] Long Ouyang, Jeff Wu, Xu Jiang, Diogo Almeida, Carroll L. Wainwright, Pamela Mishkin, Chong Zhang, Sandhini Agarwal, Katarina Slama, Alex Ray, John Schulman, Jacob Hilton, Fraser Kelton, Luke Miller, Maddie Simens, Amanda Askell, Peter Welinder, Paul Christiano, Jan Leike, and Ryan Lowe. Training language models to follow instructions with human feedback. *arXiv preprint arXiv:2203.02155*, 2022.
- [34] Adam Paszke, Sam Gross, Francisco Massa, Adam Lerer, James Bradbury, Gregory Chanan, Trevor Killeen, Zeming Lin, Natalia Gimelshein, Luca Antiga, Alban Desmaison, Andreas Kopf, Edward Yang, Zachary DeVito, Martin Raison, Alykhan Tejani, Sasank Chilamkurthy, Benoit Steiner, Lu Fang, Junjie Bai, and Soumith Chintala. Pytorch: An imperative style, high-performance deep learning library. In *NeurIPS*. 2019.
- [35] Or Patashnik, Zongze Wu, Eli Shechtman, Daniel Cohen-Or, and Dani Lischinski. Styleclip: Text-driven manipulation of stylegan imagery. In *ICCV*, 2021.
- [36] Filip Radenovic, Abhimanyu Dubey, Abhishek Kadian, Todor Mihaylov, Simon Vandenhende, Yash Patel, Yi Wen, Vignesh Ramanathan, and Dhruv Mahajan. Filtering, distillation, and hard negatives for vision-language pre-training. *arXiv preprint arXiv:2301.02280*, 2023.
- [37] Alec Radford, Jong Wook Kim, Chris Hallacy, Aditya Ramesh, Gabriel Goh, Sandhini Agarwal, Girish Sastry, Amanda Askell, Pamela Mishkin, Jack Clark, et al. Learning transferable visual models from natural language supervision. In *ICML*, 2021.
- [38] Alec Radford, Karthik Narasimhan, Tim Salimans, Ilya Sutskever, et al. Improving language understanding by generative pre-training. 2018.

- [39] Alec Radford, Jeff Wu, Rewon Child, David Luan, Dario Amodei, and Ilya Sutskever. Language models are unsupervised multitask learners. 2019.
- [40] Aditya Ramesh, Mikhail Pavlov, Gabriel Goh, Scott Gray, Chelsea Voss, Alec Radford, Mark Chen, and Ilya Sutskever. Zero-shot text-to-image generation. In *ICML*, 2021.
- [41] Benjamin Recht, Rebecca Roelofs, Ludwig Schmidt, and Vaishaal Shankar. Do imagenet classifiers generalize to imagenet? In *ICML*, 2019.
- [42] Robin Rombach, Andreas Blattmann, Dominik Lorenz, Patrick Esser, and Björn Ommer. High-resolution image synthesis with latent diffusion models. In *CVPR*, 2022.
- [43] Chitwan Saharia, William Chan, Saurabh Saxena, Lala Li, Jay Whang, Emily L Denton, Kamyar Ghasemipour, Raphael Gontijo Lopes, Burcu Karagol Ayan, Tim Salimans, et al. Photorealistic text-to-image diffusion models with deep language understanding. In *NeurIPS*, 2022.
- [44] Christoph Schuhmann, Romain Beaumont, Richard Vencu, Cade Gordon, Ross Wightman, Mehdi Cherti, Theo Coombes, Aarush Katta, Clayton Mullis, Mitchell Wortsman, et al. Laion-5b: An open large-scale dataset for training next generation image-text models. In *NeurIPS*, 2022.
- [45] Quan Sun, Yuxin Fang, Ledell Wu, Xinlong Wang, and Yue Cao. Eva-clip: Improved training techniques for clip at scale. *arXiv preprint arXiv:2303.15389*, 2023.
- [46] Keyu Tian, Yi Jiang, Qishuai Diao, Chen Lin, Liwei Wang, and Zehuan Yuan. Designing bert for convolutional networks: Sparse and hierarchical masked modeling. *arXiv preprint arXiv:2301.03580*, 2023.
- [47] Ashish Vaswani, Noam Shazeer, Niki Parmar, Jakob Uszkoreit, Llion Jones, Aidan N Gomez, Łukasz Kaiser, and Illia Polosukhin. Attention is all you need. In *NeurIPS*, 2017.
- [48] Can Wang, Menglei Chai, Mingming He, Dongdong Chen, and Jing Liao. Clip-nerf: Text-and-image driven manipulation of neural radiance fields. In *CVPR*, 2022.
- [49] Haohan Wang, Songwei Ge, Zachary Lipton, and Eric P Xing. Learning robust global representations by penalizing local predictive power. In *NeurIPS*, 2019.
- [50] Ryan Webster, Julien Rabin, Loic Simon, and Frederic Jurie. On the de-duplication of laion-2b. *arXiv preprint arXiv:2303.12733*, 2023.
- [51] Sanghyun Woo, Shoubhik Debnath, Ronghang Hu, Xinlei Chen, Zhuang Liu, In So Kweon, and Saining Xie. Convnext v2: Co-designing and scaling convnets with masked autoencoders. *arXiv preprint arXiv:2301.00808*, 2023.
- [52] Sang Michael Xie, Shibani Santurkar, Tengyu Ma, and Percy Liang. Data selection for language models via importance resampling. *arXiv preprint arXiv:2302.03169*, 2023.
- [53] Hu Xu, Gargi Ghosh, Po-Yao Huang, Dmytro Okhonko, Armen Aghajanyan, Florian Metze, Luke Zettlemoyer, and Christoph Feichtenhofer. Videoclip: Contrastive pre-training for zero-shot video-text understanding. *arXiv preprint arXiv:2109.14084*, 2021.
- [54] Hu Xu, Saining Xie, Po-Yao Huang, Licheng Yu, Russell Howes, Gargi Ghosh, Luke Zettlemoyer, and Christoph Feichtenhofer. Cit: Curation in training for effective vision-language data. *arXiv preprint arXiv:2301.02241*, 2023.
- [55] Jiarui Xu, Sifei Liu, Arash Vahdat, Wonmin Byeon, Xiaolong Wang, and Shalini De Mello. Open-Vocabulary Panoptic Segmentation with Text-to-Image Diffusion Models. *arXiv preprint arXiv:2303.04803*, 2023.
- [56] Jiahui Yu, Zirui Wang, Vijay Vasudevan, Legg Yeung, Mojtaba Seyedhosseini, and Yonghui Wu. Coca: Contrastive captioners are image-text foundation models. *arXiv preprint arXiv:2205.01917*, 2022.
- [57] Lu Yuan, Dongdong Chen, Yi-Ling Chen, Noel Codella, Xiyang Dai, Jianfeng Gao, Houdong Hu, Xuedong Huang, Boxin Li, Chunyuan Li, et al. Florence: A new foundation model for computer vision. *arXiv preprint arXiv:2111.11432*, 2021.
- [58] Xiaohua Zhai, Alexander Kolesnikov, Neil Houlsby, and Lucas Beyer. Scaling vision transformers. *arXiv preprint arXiv:2106.04560*, 2021.
- [59] Xiaohua Zhai, Xiao Wang, Basil Mustafa, Andreas Steiner, Daniel Keysers, Alexander Kolesnikov, and Lucas Beyer. Lit: Zero-shot transfer with locked-image text tuning. In *CVPR*, 2022.
- [60] Renrui Zhang, Ziyu Guo, Wei Zhang, Kunchang Li, Xupeng Miao, Bin Cui, Yu Qiao, Peng Gao, and Hongsheng Li. Pointclip: Point cloud understanding by clip. In *CVPR*, 2022.
- [61] Wanrong Zhu, Jack Hessel, Anas Awadalla, Samir Yitzhak Gadre, Jesse Dodge, Alex Fang, Youngjae Yu, Ludwig Schmidt, William Yang Wang, and Yejin Choi. Multimodal c4: An open, billion-scale corpus of images interleaved with text. *arXiv preprint arXiv:2304.06939*, 2023.