
CoMoSpeech: One-Step Speech and Singing Voice Synthesis via Consistency Model

Zhen Ye¹, Wei Xue^{2†}, Xu Tan³, Jie Chen¹, Qifeng Liu^{4,2}, Yike Guo^{2†}

¹ Hong Kong Baptist University ² Hong Kong University of Science and Technology

³ Microsoft Research Asia

⁴ Hong Kong Institute of Science & Innovation, Chinese Academy of Sciences *

Abstract

Denosing diffusion probabilistic models (DDPMs) have shown promising performance for speech synthesis. However, a large number of iterative steps are required to achieve high sample quality, which restricts the inference speed. Maintaining sample quality while increasing sampling speed has become a challenging task. In this paper, we propose a **Consistency Model**-based Speech synthesis method, CoMoSpeech, which achieve speech synthesis through a single diffusion sampling step while achieving high audio quality. The consistency constraint is applied to distill a consistency model from a well-designed diffusion-based teacher model, which ultimately yields superior performances in the distilled CoMoSpeech. Our experiments show that by generating audio recordings by a single sampling step, the CoMoSpeech achieves an inference speed more than 150 times faster than real-time on a single NVIDIA A100 GPU, which is comparable to FastSpeech2, making diffusion-sampling based speech synthesis truly practical. Meanwhile, objective and subjective evaluations on text-to-speech and singing voice synthesis show that the proposed teacher models yield the best audio quality, and the one-step sampling based CoMoSpeech achieves the best inference speed with better or comparable audio quality to other conventional multi-step diffusion model baselines. Audio samples are available at <https://comospeech.github.io/>.

1 Introduction

Speech synthesis [Tan et al., 2021] aims to produce realistic audio of humans and has broadly included text-to-speech (TTS) [Taylor, 2009] and singing voice synthesis (SVS) [Nishimura et al., 2016] tasks due to the increasing applications in human-machine interaction and entertainment. The mainstream of speech synthesis has been dominated by the deep neural network (DNN)-based methods [Wang et al., 2017] [Kim et al., 2021], and typically a two-stage pipeline is adopted [Ren et al., 2019] [Lu et al., 2020], in which the acoustic model first converts the textual and other controlling information into acoustic features (e.g., mel-spectrogram) and then the vocoder further transforms the acoustic features into audible waveforms. The two-stage pipeline has achieved substantial success since the acoustic features, which are expressed by frames, effectively act as the “relay” to alleviate the dimension-exploding problem of converting short texts to long audios with a high sampling frequency.

The quality of the acoustic feature produced by the acoustic model, typically mel-spectrogram, crucially affects the quality of the synthesized speeches. Approaches widely used in the industry, such as Tacotron [Wang et al., 2017], DurIAN [Yu et al., 2019], and FastSpeech [Ren et al., 2019], generally adopt the convolutional neural network (CNN) and Transformers to predict the mel-spectrogram from the controlling factor. Diffusion model methods have attracted much attention because their potential to produce high-quality samples is well recognized.

*† Corresponding authors: Wei Xue {weixue@ust.hk}, Yike Guo {yikeguo@ust.hk}

A diffusion model [Ho et al., 2020], also named score-based model [Song et al., 2020b], is based on two processes, a diffusion process that gradually perturbs data to noise and a reverse process that progressively converts noise back to data. A critical drawback [Song et al., 2020a] [Yang et al., 2022] of the diffusion model is that it requires many iterations for the generation. Several methods based on the diffusion model have been proposed for acoustic modeling in speech synthesis. Most of these works still have the issue of slow generation speed.

Grad-TTS [Popov et al., 2021] formulated a stochastic differential equation (SDE) [Anderson, 1982] to gradually transform the noise to the mel-spectrogram and a numerical ODE solver is used for solving reverse SDE [Song et al., 2020b]. Although yielding high audio quality, the inference speed is low due to the large number of iterations ($10 \sim 1000$ steps) in the reverse process. Prodiff [Huang et al., 2022] was further developed to use progressive distillation [Salimans and Ho, 2022] to reduce the sampling steps. In Liu et al. [2022b], DiffGAN-TTS adopted an adversarially-trained model to approximate the denoising function for efficient speech synthesis. In Chen et al. [2022b], the ResGrad uses the diffusion model to estimate the prediction residual from pre-trained FastSpeech2 [Ren et al., 2020] and ground truth. Apart from normal speaking voice, recent studies also focus on voice with more complex variations in pitch, timing, and expression. For example, DiffSinger [Liu et al., 2022a] also shows that a well-designed diffusion model can achieve high quality on synthesized singing voice through one hundred steps of iteration.

From the above discussion, the objectives of speech synthesis are three-fold:

- High audio quality: The generative model should accurately express the nuances of speaking voice which contribute to the naturalness and expressiveness of the synthesized audio. Additionally, artefacts and distortions in the generated audio should also be avoided.
- Fast inference speed: Real-time applications, including communication, interactive speech and music systems, require the fast generation speed of audio. When considering making time for other algorithms in an integrated system, simply being faster than real-time is insufficient for speech synthesis.
- Beyond speaking: Instead of normal speaking voice, more complex modeling of voice on pitch, expression, rhythm, breath control and timbre is required such as singing voice.

Although many efforts have been made, due to the mechanism of the denoising diffusion process when performing sampling, the trade-off problem among the synthesized audio quality, model capability and inference speed still exists in TTS and particularly pronounced in SVS. Existing methods generally seek to alleviate the slow inference problem rather than solve it fundamentally, and their speed is still not comparable to conventional methods without relying on diffusion models such as FastSpeech2 [Ren et al., 2020]. Recently, by expressing the stochastic differential equation (SDE) describing the sampling process as an ordinary differential equation (ODE), and further enforcing the consistency property of model on the ODE trajectory, the consistency model [Song et al., 2023] has been developed, yielding high-quality images with only one sampling step. However, despite such success in image synthesis, no speech synthesis model based on the consistency model is known so far. This indicates the potential of designing a consistency model based speech synthesis method to achieve both high-quality synthesis and fast inference speed.

In this paper, we propose **Consistency Model** based method for speech synthesis, namely CoMoSpeech, which achieves fast and high-quality audio generation. Our CoMoSpeech is distilled from a pre-trained teacher model. More specifically, our teacher model leverages the SDE to smoothly transform the mel-spectrogram into the Gaussian noise distribution and learn the corresponding score function. After training, we utilize the corresponding numerical ODE solvers to construct the teacher denoiser function, which is used for further consistency distillation. Through distillation, our CoMoSpeech with consistency property is obtained. Ultimately, high-quality audio can be produced by our CoMoSpeech with a single-step sampling.

We conducted experiments for both TTS and SVS, and the results show that the CoMoSpeech can generate speeches with one sampling step, more than 150 times faster than in real-time. The audio quality evaluation also shows that the CoMoSpeech achieves better or comparable audio quality to other diffusion model methods involving tens to hundreds of iterations. This makes the speech synthesis based on the diffusion model truly practical for the first time.

2 Background of Consistency Model

Now we briefly introduce the consistency model. Supposing that we have a dataset with distribution as $p_{\text{data}}(\mathbf{x})$. The diffusion model performs sampling by progressively adding the Gaussian noise to diffuse data, and then adopting a reverse denoising process to generate samples from noise. For data $\{\mathbf{x}\}_{t=0}^T$ in the diffusion process where $p_0(\mathbf{x}) = p_{\text{data}}(\mathbf{x})$, $p_T(\mathbf{x})$ is Gaussian, and T is the time constant, the forward diffusion process can be expressed by a SDE [Song et al., 2020b] as

$$d\mathbf{x} = f(\mathbf{x}, t)dt + g(t)d\mathbf{w}, \quad (1)$$

where \mathbf{w} is the standard wiener process, $f(\cdot, \cdot)$ and $g(\cdot)$ are drift and diffusion coefficients, respectively. $f(\mathbf{x}, t)$ always acts as a time-dependent scaling as $f(\mathbf{x}, t) = f(t)\mathbf{x}$ in previous work [Song et al., 2020b, Karras et al., 2022], thus

$$d\mathbf{x} = f(t)\mathbf{x}dt + g(t)d\mathbf{w}. \quad (2)$$

A notable property of the above SDE is that it corresponds to a probability flow ODE which indicates the sampling trajectory distribution of SDE at time t [Song et al., 2020b, Karras et al., 2022], as

$$d\mathbf{x} = \left[f(t)\mathbf{x} - \frac{1}{2}g(t)^2\nabla \log p_t(\mathbf{x}) \right] dt, \quad (3)$$

where $\nabla \log p_t(\mathbf{x})$ is the score function of $p_t(\mathbf{x})$ [Hyvärinen and Dayan, 2005]. The probability flow ODE eliminates the stochastic \mathbf{w} , thus generating a deterministic sampling trajectory.

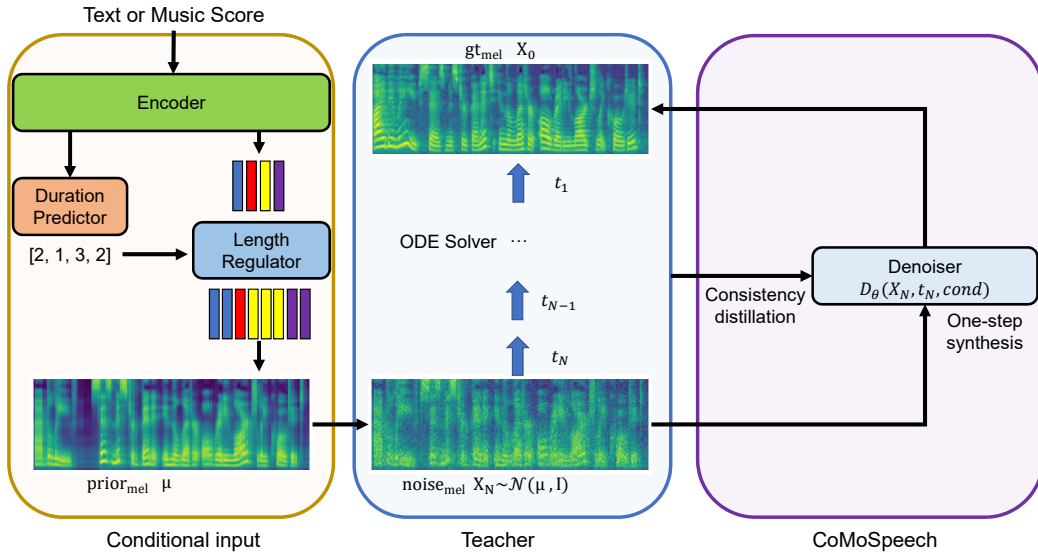


Figure 1: An illustration of CoMoSpeech. Our CoMoSpeech distills the multi-step sampling of the teacher model into one step utilizing the consistency constraint.

As long as the score function $\nabla \log p_t(\mathbf{x})$ is known, the probability flow ODE in (3) can be used for sampling. Supposing $D(\mathbf{x}_t, t)$ is the “denoiser” which denoise the sample \mathbf{x}_t at step t , the score function can be obtained by minimizing the denoising error $\|D(\mathbf{x}_t, t) - \mathbf{x}\|^2$ [Karras et al., 2022], yielding:

$$\nabla \log p_t(\mathbf{x}) = (D(\mathbf{x}_t, t) - \mathbf{x}_t) / \sigma_t^2, \quad (4)$$

where $\sigma_t^2 = \int g(t)^2 dt$. Further, the probability flow ODE based sampling can be performed by first sampling from a noise distribution and then denoising to the true sample by the numerical ODE solver such as Euler and Heun solvers [Song et al., 2020b, Karras et al., 2022]. However, the ODE solvers normally involve many iterations causing a slow sampling.

To accelerate sampling [Song et al., 2023], consistency property has been proposed to impose both:

$$D(\mathbf{x}_t, t) = D(\mathbf{x}_{t'}, t') \quad (5)$$

for any t and t' , and

$$D(\mathbf{x}_0, 0) = \mathbf{x}_0. \quad (6)$$

In this way, a consistency model can be obtained, and one-step sampling $D(\mathbf{x}_T, T)$ can be achieved since all points in the sampling trajectory of probability flow ODE is directly linked to the original distribution $p_0(\mathbf{x})$. The consistency model can be trained either in isolation or by distilling from a pre-trained diffusion-based teacher model, and the later approach generally produces better performances. Detailed discussions can be referred to [Song et al., 2023]. In our work, a distillation-based consistency model for speech synthesis, called CoMoSpeech, is proposed as below.

3 CoMoSpeech

This section presents the proposed CoMoSpeech, a one-step speech synthesis model. The framework of the proposed method is shown in Figure. 1, which has two main stages. The first stage trains a diffusion-based teacher model to produce audios conditioned on the textual (for TTS and SVS) and musical score inputs (for SVS). Then in the second stage, by forcing the consistency property, we distill the CoMoSpeech from the teacher model to finally achieve a one-step inference given the conditional inputs. How to design the teacher model, perform consistency distillation and implement the training and inference will be discussed.

3.1 Teacher Model

As a blossoming class of generative models, many speech synthesis systems apply diffusion models and generate high-quality audio. However, specific criteria must be met to be the teacher model. First, the model needs to meet the theoretical requirement. As mentioned in Section 2, we aim to adopt the denoiser to implement the one-step generation, which means this function should point to the clean data instead of noise. In other words, we follow the term in [Huang et al., 2022] that our teacher model should be a generator-based rather than a gradient-based method. This restriction requires us to modify the state-of-art model Grad-TTS [Popov et al., 2021] to be our teacher model. We inherited the setting of learning from the distribution of the prior mel-spectrogram, μ , to the distribution of ground truth mel-spectrogram gt_{mel} , and the main architectures. In addition, we also adopt the EDM [Karras et al., 2022] as our design choice for the diffusion model to ensure further consistency distillation [Song et al., 2023].

Specifically, we set mel-spectrogram as \mathbf{x} in (2) with the drift and diffusion coefficients as t and 1, respectively. Combined with (4), our ODE can be formulated as

$$d\mathbf{x}_t = [(D_\theta(\mathbf{x}_t, t, \text{cond}) - \mathbf{x}_t)/t]dt, \quad (7)$$

where cond is the conditional input that will be introduced in the following section, and $D_\theta(\mathbf{x}_t, t, \text{cond})$ is designed to precondition the neural network with a t -dependent skip connection as

$$D_\theta(\mathbf{x}_t, t, \text{cond}) = c_{\text{skip}}(t)\mathbf{x}_t + c_{\text{out}}(t)F_\theta(\mathbf{x}_t, t, \text{cond}) \quad (8)$$

where F_θ is the network to be trained whose architecture can be flexibly chosen. For instance, the architectures of WaveNet [Liu et al., 2022a][Oord et al., 2016] or U-Net [Popov et al., 2021][Ronneberger et al., 2015] can be selected to construct F_θ . The $c_{\text{skip}}(t)$ and $c_{\text{out}}(t)$ are used to modulate the skip connection and scale the magnitudes of F_θ , which can be given by [Song et al., 2023]

$$c_{\text{skip}}(t) = \frac{\sigma_{\text{data}}^2}{(t - \epsilon)^2 + \sigma_{\text{data}}^2}, \quad c_{\text{out}}(t) = \frac{\sigma_{\text{data}}(t - \epsilon)}{\sqrt{\sigma_{\text{data}}^2 + t^2}}, \quad (9)$$

where $\sigma_{\text{data}} = 0.5$ is used to balance the ratio between c_{skip} and c_{out} and $\epsilon = 0.002$ as the smallest time instant during sampling. The first reason for choosing the above formulation is it can meet (6) since $c_{\text{skip}}(\epsilon) = 1$ and $c_{\text{out}}(\epsilon) = 0$. The second reason is that both scaling factors can help the predicted results of F_θ scale to the unit variance, which avoids the large variation in gradient magnitudes at different noise levels.

To train the D_θ , the loss function can be formulated as

$$\mathcal{L}_\theta = \|D_\theta(\mathbf{x}_t, t, \text{cond}) - \mathbf{x}_0\|^2, \quad (10)$$

Algorithm 1 Sampling procedure of the proposed teacher model

Input: The denoiser function D_θ ; the prior mel-spectrogram μ ; a set of time points $t_{i \in \{0, \dots, N\}}$

- 1: Sample $\mathbf{x}_N \sim \mathcal{N}(\mu, I)$
- 2: **for** $i = N$ **to** 1 **do**
- 3: $d_i \leftarrow \mathbf{x}_i - D_\theta(\mathbf{x}_i, t_i, \mu)$
- 4: $\mathbf{x}_{i-1} \leftarrow \mathbf{x}_i + (t_i - t_{i-1})d_i$
- 5: **end for**
- 6: $\mathbf{x} \leftarrow \mathbf{x}_0$

Output: \mathbf{x}

Algorithm 2 Sampling procedure of the proposed CoMoSpeech

Input: The denoiser function D_θ ; the prior mel-spectrogram μ ; a set of time points $t_{i \in \{0, \dots, N\}}$

- 1: Sample $\mathbf{x}_N \sim \mathcal{N}(\mu, I)$
- 2: $\mathbf{x} \leftarrow D_\theta(\mathbf{x}_N, t_N, \mu)$
- 3: **if** one-step synthesis
- 4: **Output:** \mathbf{x}
- 5: **else** Optional: multi-step synthesis
- 6: **for** $i = N - 1$ **to** 1 **do**
- 7: Sample $\mathbf{z} \sim \mathcal{N}(0, I)$
- 8: $\mathbf{x}_i \leftarrow \mathbf{x} + \sqrt{t_i^2 - \epsilon^2} \mathbf{z}$
- 9: $\mathbf{x} \leftarrow D_\theta(\mathbf{x}_i, t_i, \mu)$
- 10: **end for**

Output: \mathbf{x}

which is a weighted \mathcal{L}_2 loss between the predicted mel-spectrogram $pred_{mel}$ and ground truth mel-spectrogram gt_{mel} , and we also re-weight the loss function for different t as the same as EDM [Karras et al., 2022].

Finally, the teacher model can be trained, and the synthesized mel-spectrogram can be sampled by Algorithm 1. During the inference on the teacher model, we first sample \mathbf{x}_N from $\mathcal{N}(\mu, I)$, and then iterative the numerical ODE solver for N steps. More specifically, we choose the Euler solver, and the N discrete-time points are designed as the same setting in EDM [Karras et al., 2022].

3.2 Consistency Distillation

A one-step diffusion sampling-based model is further trained from the teacher model based on consistency distillation, resulting in the proposed CoMoSpeech. Now we re-examine the constraints defined in (5) and (6). We note that given the choice of $c_{skip}(t)$ and $c_{out}(t)$ in (9), the denoiser D_θ in the proposed teacher model already satisfies (6), therefore, the remaining training objective is to fulfill the property in (5).

Inspired by [Song et al., 2023], we utilize the momentum-based distillation to train the proposed CoMoSpeech. The consistency distillation loss is defined as

$$\mathcal{L}_\theta = \|D_\theta(\mathbf{x}_{i+1}, t_{i+1}, cond) - D_{\theta^-}(\hat{\mathbf{x}}_i^\phi, t_i, cond)\|^2, \quad (11)$$

where θ and θ^- are initialized weights of CoMoSpeech inherited from the teacher model, ϕ is the ODE solver of the teacher model in section 3.1, and i is a step-index uniformly sampled from the total ODE steps from N to 1. $\hat{\mathbf{x}}_i^\phi$ is estimated from x_{i+1} and the ODE solver ϕ . During training, gradient-based iterations directly optimize the weight θ over the loss function, and θ^- is recursively updated by

$$\theta^- \leftarrow \text{stopgrad}(\alpha\theta^- + (1 - \alpha)\theta), \quad (12)$$

where α is a momentum coefficient empirically set as 0.95.

After distillation, the consistency property can be exploited so that the original data point \mathbf{x}_0 can be transformed from any point \mathbf{x}_t on the ODE trajectory as shown in Figure 2. Therefore, we can directly generate the target sample from the distribution $\mathbf{x}_N \sim \mathcal{N}(\mu, I)$ at the step t_N , as:

$$mel_{pred} = D_\theta(\mathbf{x}_N, t_N, cond). \quad (13)$$

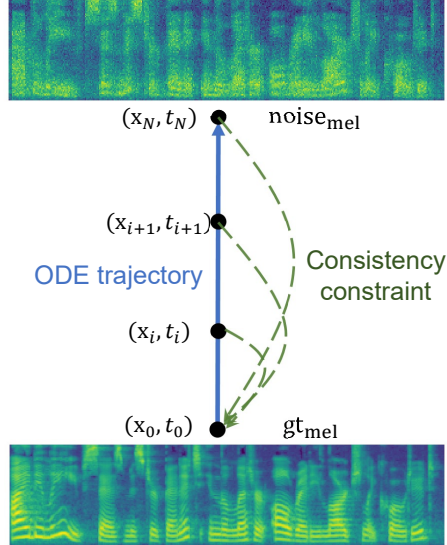


Figure 2: An illustration of consistency property. A function with consistency property maps any points on the ODE trajectory to the original data.

Therefore, one-step mel-spectrogram generation can be achieved. In addition, multi-step synthesis can be conducted by Algorithm 2 as a trade-off between audio quality and sampling speed, similar to other stochastic samplers.

3.3 Conditional Input

A remaining problem in the framework shown in Figure 1 is how to obtain the conditional input *cond*, which will be used throughout the algorithm design. A well-designed speech synthesizer is expected to perform well not only on reading speech synthesis (TTS) but also on other more complicated tasks, such as SVS which additionally produces highly dynamic melodies. In producing the conditional inputs, both TTS and SVS tasks are considered to examine the proposed framework’s effectiveness comprehensively.

Concretely, we adopt the phoneme as the basic input for TTS and SVS. Then, a simple lookup table is used for embedding the phoneme feature. Additionally, for the SVS task, we add a music score that specifies the note levels time-aligned to the phonemes. For note feature extraction, we use the embedding method for both categorical feature note pitch and slur indicator and rely on a linear layer for continuous feature note duration.

Summing all the feature sequences together, we utilize the encoder structure and variance adaptor in FastSpeech [Ren et al., 2019]. Specifically, N feed-forward transformer blocks (FFT blocks) are stacked to extract the phoneme hidden sequence. A duration predictor is used to estimate the duration of each phoneme d_{pred} , and the corresponding loss function is expressed as

$$\mathcal{L}_{\text{duration}} = \|\log(d_{\text{pred}}) - \log(d_{\text{gt}})\|^2 \quad (14)$$

where d_{gt} indicates the ground-truth phoneme duration.

Further, the length regulator projects the phoneme hidden sequence into the hidden sequence in the mel-spectrogram domain, with the phoneme duration denoted as $hidden_{\text{mel}}$. Then, the prior mel-spectrogram μ is predicted using the $hidden_{\text{mel}}$ with prior loss function as

$$\mathcal{L}_{\text{prior}} = \|\mu - gt_{\text{mel}}\|^2. \quad (15)$$

As shown in the bottom left part of Figure 1, since the expanded features belonging to the same phoneme in $hidden_{\text{mel}}$ are repeated, the predicted $prior_{\text{mel}}$ can only roughly approximate the time-frequency structure of gt_{mel} based on the phoneme sequence. Nevertheless, it significantly reduces the distance to gt_{mel} by sampling from $\mathcal{N}(\mu, \mathbf{I})$ rather than $\mathcal{N}(\mathbf{0}, \mathbf{I})$.

For the neural network and conditional inputs in the denoiser, we investigated different combinations and finally selected a) the WaveNet architecture [Oord et al., 2016] and $hidden_{mel}$ as feature $cond$ in (13) for SVS and b) U-Net architecture [Ronneberger et al., 2015] and μ_{mel} as $cond$ for TTS.

3.4 Training procedure

The whole process can be summarised as two stages which are the training of the teacher model and the consistency distillation.

As for the training of the teacher model, the loss term can consist of three parts which are duration loss (in (14)), prior loss (in (15)), and denoising loss (in (10)). These three losses are summed up together without any extra weight. The objective of this stage is to build a speech synthesis system that can generate high-quality audios with multi-step synthesis and have the potential for further consistency distillation.

The second stage is consistency distillation. There is only one loss function as defined by (11), which helps the model learn the consistency property. The parameters are initialized from the teacher model. During training, the parameters of the encoder are fixed, which means only the weight in the denoiser is updated. After distillation, high-quality recordings with one-step synthesis (13) can be achieved.

4 Experiments

To evaluate the performance of the proposed CoMoSpeech, we conduct experiments on both TTS and SVS.

4.1 Experimental Setup

4.1.1 Data and Preprocessing

We adopt the public LJSpeech [Ito and Johnson, 2017] as the TTS dataset, which includes around 24 hours of English female voice recordings sampled at 22.05 kHz. Similar to [Ren et al., 2019] [Chen et al., 2022b], we split the dataset into three sets: 12, 228 samples for training, 349 samples (with document title LJ003) for validation, and 523 samples (with document title LJ001 and LJ002) for testing. Following the common practice in [Ren et al., 2020] [Huang et al., 2022] for TTS, we extract the 80-bin mel-spectrogram with the frame size of 1024 and hop size of 256.

For the SVS task, we use the Openpop dataset [Wang et al., 2022] containing 100 Chinese pop songs which are split into 3, 756 utterances with a total duration of around 5.2 hours. All recordings are from a single female singer and labeled with aligned phoneme and MIDI-pitch sequences. We follow the official train/test split [Wang et al., 2022], i.e., 95 songs and 5 songs for training and evaluation, respectively. Same as the setting in [Chen et al., 2020] [Liu et al., 2022a] for SVS, the recordings are resampled at 24kHz rates with 16-bit precision, and the 80-bin mel-spectrogram is extracted with a frame size of 512 and hop size of 128.

4.1.2 Implementation Details

For TTS, for a fair comparison, the encoder and duration predictor are exactly the same as those in Grad-TTS [Popov et al., 2021]. The encoder contains 6 feed-forward transformer (FFT) blocks [Ren et al., 2019], and The hidden channel is set to 192. The duration predictor uses two convolutional layers for prediction. Both the teacher model and CoMoSpeech are trained for 1.7 million iterations on a single NVIDIA A100 GPU with a batch size of 16. The Adam optimizer [Kingma and Ba, 2014] is adopted with the learning rate $1e-4$.

For SVS, we adopt almost the same architecture as in TTS with different hyperparameters. The encoder adopts 4 FFT blocks, and we set the hidden channel to 256 in the encoder. The duration predictor consists of 5 convolutional layers to estimate the duration. The teacher model of SVS and CoMoSpeech are trained on a single GPU for 250k steps with the AdamW [Loshchilov and Hutter, 2017] optimizer. The initial learning rate is $1e-3$, and the exponential decay strategy with a decreasing factor of 0.5 every 50k steps is adopted.

4.1.3 Evaluation Metrics

we conduct both objective and subjective evaluations to measure the sample quality (MOS & FD) and the model inference speed (RTF & NFE):

- MOS (mean opinion score) [Chu and Peng, 2006] is used to measure the perceived quality of the synthesized audio, which is obtained by presenting 10 listeners with the test set and asking them to rate the quality of the synthesized audio on a scale of 1 to 5.
- FD (frechet distance)² is similar to the frechet inception distance [Heusel et al., 2017] in image generation. We use frechet distance [Liu et al., 2023] in audio to measure the similarity between generated samples and target samples utilizing the large-scale pretrained audio neural networks PANNs [Kong et al., 2020b].
- RTF (real-time factor) determines how quickly the system can synthesize audio in real-time applications. It is defined as the ratio between the total time a speech system takes to synthesize a given amount of audio and the duration of that audio.
- NFE (number of function evaluations) measures the computational cost, which refers to the total number of times the denoiser function is evaluated during the generation process.

4.2 Performances on Text-to-Speech

We compare the above four metrics of the samples generated by the teacher model and CoMoSpeech with the following systems:

- GT, the ground truth recordings.
- GT (Mel+HiFi-GAN), using ground-truth mel-spectrogram to synthesize waveform with HiFi-GAN vocoder [Kong et al., 2020a].
- FastSpeech 2 [Ren et al., 2020], synthesizing high-quality speech at a fast speed with FFT blocks and variance adaptor.
- DiffGAN-TTS [Liu et al., 2022b]³, applying an adversarially-trained model to approximate the denoising function for efficient speech synthesis.
- ProDiff [Huang et al., 2022]⁴, directly adopting progressive distillation [Salimans and Ho, 2022] to TTS for fast generation speed.
- DiffSpeech [Liu et al., 2022a]⁵, using an auxiliary acoustic model to generate mel-spectrogram and injects K steps noise to a noisy mel-spectrogram. Then, the mel-spectrogram is generated from the noisy mel-spectrogram by DDPM iteratively.
- Grad-TTS [Popov et al., 2021]⁶, using stochastic differential equation modelling for the mel-spectrogram and use corresponding ODE solver for audio generation.

The evaluation results of TTS are shown in Table 1. For audio quality, our teacher model achieved the highest MOS and Grad-TTS ranked second because our teacher model is based on the design of Grad-TTS, but we adopt better choices on drift and diffusion coefficients in SDE. The proposed CoMoSpeech takes 3rd place among all methods, but it is substantially better than other fast-inference methods ProDiff, DiffGAN-TTS and FastSpeech2. This demonstrates the effectiveness of the consistency distillation and the effectiveness of teacher model selection. In addition, we also observe that our teacher model and CoMoSpeech achieve the best frechet distance scores among all methods, further demonstrating the proposed methods’ superior performance on modeling data distribution.

Regarding inference speed, while FastSpeech2 obviously achieves the best, our CoMoSpeech also yields a very low RTF, and is faster than all other baselines. Compared with the diffusion-based methods involving a large number of iterations including DiffSpeech, Grad-TTS and our teacher

²https://github.com/haoheliu/audioldm_eval

³<https://github.com/keonlee9420/DiffGAN-TTS>

⁴<https://github.com/Rongjiehuang/ProDiff>

⁵<https://github.com/MoonInTheRiver/DiffSinger/blob/master/docs/README-TTS.md>

⁶<https://github.com/huawei-noah/Speech-Backbones/tree/main/Grad-TTS>

METHOD	NFE	RTF (\downarrow)	FD (\downarrow)	MOS (\uparrow)
GT	/	/	/	4.778
GT(Mel+HiFi-GAN)	/	/	0.282	4.590
FastSpeech 2 [Ren et al., 2020]	1	0.0017	10.48	4.034
DiffGAN-TTS [Liu et al., 2022b]	4	0.0084	8.310	3.889
ProDiff [Huang et al., 2022]	4	0.0097	3.503	3.374
DiffSpeech [Liu et al., 2022a]	71	0.1030	2.349	4.103
Grad-TTS [Popov et al., 2021]	50	0.1694	1.882	4.487
Teacher	50	0.1824	0.748	4.538
CoMoSpeech	1	0.0058	0.774	4.239

Table 1: Evaluation results on LJSpeech for TTS.

METHOD	NFE	RTF (\downarrow)	FD (\downarrow)	MOS (\uparrow)
GT	/	/	/	4.675
GT(Mel+HiFi-GAN)	/	/	0.882	4.588
FFTSinger [Blaauw and Bonada, 2020]	1	0.0032	7.867	2.769
HiFiSinger [Chen et al., 2020]	1	0.0034	6.340	3.156
DiffSinger [Liu et al., 2022a]	60	0.1338	3.466	3.506
Teacher-SVS	50	0.1282	3.162	4.050
CoMoSpeech-SVS	1	0.0048	3.571	3.794

Table 2: Evaluation Results on Opencpop for SVS.

model, our method achieves about 50 times faster with similar or even better audio quality. In addition, our CoMoSpeech also achieves faster speed and better quality than methods for speeding up diffusion sampling, i.e., DiffGAN-TTS and ProDiff.

4.3 Performances on Singing Voice Synthesis

To further examine the modeling capability of our methods, we compare the proposed SVS-version models, teacher-SVS and CoMoSpeech-SVS, with several baselines on SVS, and the baselines include:

- GT, the ground truth recordings.
- GT(Mel+HiFi-GAN), synthesizing song samples using HiFi-GAN [Kong et al., 2020a] vocoder with ground truth mel-spectrogram inputs.
- FFTSinger [Blaauw and Bonada, 2020], adopting FFT blocks to predict mel-spectrogram, and using the HiFi-GAN vocoder to synthesize audio;
- HiFiSinger [Chen et al., 2020], using a novel sub-frequency GAN (SF-GAN) to generate the mel-spectrogram. Since our aim is to compare the acoustic model, we modify the original vocoder to HiFi-GAN, being the same as other methods.
- DiffSinger [Liu et al., 2022a]⁷, using DDPM to generate the mel-spectrogram from noisy mel-spectrogram. DiffSinger uses an auxiliary acoustic model to generate a prior mel-spectrogram injecting K steps noise to a noisy mel-spectrogram.

The results of SVS are shown in Table 2. As for audio quality, it can be seen that our CoMoSpeech and other diffusion model based methods can significantly surpass all non-iterative methods including FFTSinger and HiFiSinger on frechet distance and mean opinion score. Among diffusion models, our teacher model achieves the best performance, and our student model CoMoSpeech has a close performance to it. For the inference speed, with one-step inference, the proposed CoMoSpeech could maintain a speed similar to non-iterative methods and significantly outperform other diffusion model based methods.

⁷<https://github.com/MoonInTheRiver/DiffSinger/blob/master/docs/README-SVS-opencpop-cascade.md>

NFE	Frechet Distance (\downarrow)	
	Teacher model	CoMoSpeech
1	7.526	0.774
2	4.558	0.762
4	2.477	0.784
10	1.197	0.725
50	0.748	0.850

Table 3: Comparison between CoMoSpeech and its teacher model with different sampling steps for TTS.

In addition, we also compare the results between speaking voice and singing voice synthesis. Based on two methods DiffSinger and DiffSpeech, which are basically the same, we can observe that the singing voice has a greater FD than the speaking voice, indicating that it is more difficult to model the data. However, the proposed teacher model and CoMoSpeech still achieve the best performances on audio quality and inference speed, respectively. This shows the capability of CoMoSpeech for speech synthesis beyond speaking voices. In addition, we can observe that our CoMoSpeech-SVS is faster than CoMoSpeech because the denoiser function in SVS follows the WaveNet architecture which is faster than U-Net architecture in TTS. This observation inspires us that if a more efficient denoiser function that runs faster than the decoder in FastSpeech2 can be designed, we can make CoMoSpeech even faster than non-iterative methods in future work.

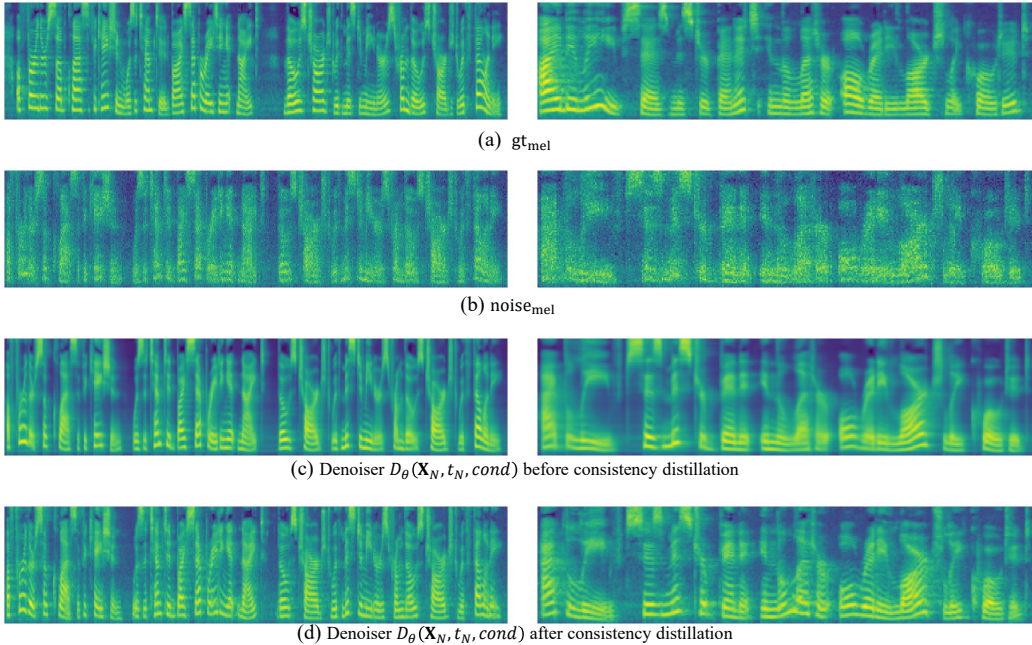


Figure 3: Effect of consistency distillation: Compared to the denoiser of teacher model before consistency distillation, our CoMoSpeech can generate a high-quality mel-spectrogram instead of an over-smoothed mel-spectrogram by calling the denoiser function only one time.

4.4 Ablation Studies of Consistency Distillation

In this part, we will show the importance of consistency distillation. As shown in Figure 3, we visualize the differences before and after consistency distillation in the results, in other words, the teacher model and our CoMoSpeech. At t_N steps, the denoiser function before distillation points to a smooth mel-spectrogram, indicating a great distance between ground truth mel-spectrogram. However, we can observe that the results after distillation significantly improve the performances by enriching many details, resulting in natural and expressive sounds.

NFE	Frechet Distance (\downarrow)	
	Teacher model	CoMoSpeech
1	7.786	3.571
2	7.219	3.520
4	4.932	3.433
10	3.937	3.658
50	3.162	3.732

Table 4: Comparison between CoMoSpeech and its teacher model with different sampling steps for SVS.

In Table 3 and Table 4, we also conduct experiments using the frechet distance metric to further demonstrate the effectiveness of consistency distillation. For teacher models for both TTS and SVS tasks, the frechet distance decrease when the iteration steps increase. This trade-off property between inference speed and sample quality has also been observed in other diffusion model methods. Surprisingly, we can find that our CoMoSpeech can achieve nearly the best performance in one step, and the best performance can be achieved at 4 and 10 steps on TTS and SVS, respectively. However, the trade-off property seems to disappear after 10 steps. The issue that the model performance improves in a few sampling steps and then declines slightly as the number of steps increases is called the sampling drift challenge [Daras et al., 2023] [Ji et al., 2023] [Chen et al., 2022a] [Saxena et al., 2023]. We will leave the exploration to future work.

5 Conclusions and Future Work

In this paper, we propose CoMoSpeech, a one-step acoustic model for speech synthesis based on the consistency model. With different conditional inputs, our CoMoSpeech can generate high-quality speech or singing voice by transforming the noise mel-spectrogram into the predicted mel-spectrogram in a single step.

However, there are still some limitations to our method. Since our CoMoSpeech needs to distill from a teacher model for better performance, this makes the pipeline of constructing a speech synthesis system more complicated. Therefore, how to directly train the CoMoSpeech without distillation of the teacher model is our next step to investigate. In addition, we show the capability of CoMoSpeech on the SVS task. Even though CoMoSpeech achieves the best result among all the methods, it still has a significant gap between the ground truth recording.

References

- Brian DO Anderson. Reverse-time diffusion equation models. *Stochastic Processes and their Applications*, 12(3):313–326, 1982.
- Merlijn Blaauw and Jordi Bonada. Sequence-to-sequence singing synthesis using the feed-forward transformer. In *ICASSP 2020-2020 IEEE International Conference on Acoustics, Speech and Signal Processing (ICASSP)*, pages 7229–7233. IEEE, 2020.
- Jiawei Chen, Xu Tan, Jian Luan, Tao Qin, and Tie-Yan Liu. Hifisinger: Towards high-fidelity neural singing voice synthesis. *arXiv preprint arXiv:2009.01776*, 2020.
- Sitan Chen, Sinho Chewi, Jerry Li, Yuanzhi Li, Adil Salim, and Anru R Zhang. Sampling is as easy as learning the score: theory for diffusion models with minimal data assumptions. *arXiv preprint arXiv:2209.11215*, 2022a.
- Zehua Chen, Yihan Wu, Yichong Leng, Jiawei Chen, Haohe Liu, Xu Tan, Yang Cui, Ke Wang, Lei He, Sheng Zhao, et al. Resgrad: Residual denoising diffusion probabilistic models for text to speech. *arXiv preprint arXiv:2212.14518*, 2022b.
- Min Chu and Hu Peng. Objective measure for estimating mean opinion score of synthesized speech, April 4 2006. US Patent 7,024,362.

- Giannis Daras, Yuval Dagan, Alexandros G Dimakis, and Constantinos Daskalakis. Consistent diffusion models: Mitigating sampling drift by learning to be consistent. *arXiv preprint arXiv:2302.09057*, 2023.
- Martin Heusel, Hubert Ramsauer, Thomas Unterthiner, Bernhard Nessler, and Sepp Hochreiter. Gans trained by a two time-scale update rule converge to a local nash equilibrium. *Advances in neural information processing systems*, 30, 2017.
- Jonathan Ho, Ajay Jain, and Pieter Abbeel. Denoising diffusion probabilistic models. *Advances in Neural Information Processing Systems*, 33:6840–6851, 2020.
- Rongjie Huang, Zhou Zhao, Huadai Liu, Jinglin Liu, Chenye Cui, and Yi Ren. Prodiff: Progressive fast diffusion model for high-quality text-to-speech. In *Proceedings of the 30th ACM International Conference on Multimedia*, pages 2595–2605, 2022.
- Aapo Hyvärinen and Peter Dayan. Estimation of non-normalized statistical models by score matching. *Journal of Machine Learning Research*, 6(4), 2005.
- Keith Ito and Linda Johnson. The lj speech dataset. <https://keithito.com/LJ-Speech-Dataset/>, 2017.
- Yuanfeng Ji, Zhe Chen, Enze Xie, Lanqing Hong, Xihui Liu, Zhaoqiang Liu, Tong Lu, Zhenguo Li, and Ping Luo. Ddp: Diffusion model for dense visual prediction. *arXiv preprint arXiv:2303.17559*, 2023.
- Tero Karras, Miika Aittala, Timo Aila, and Samuli Laine. Elucidating the design space of diffusion-based generative models. *arXiv preprint arXiv:2206.00364*, 2022.
- Jaehyeon Kim, Jungil Kong, and Juhee Son. Conditional variational autoencoder with adversarial learning for end-to-end text-to-speech. In *International Conference on Machine Learning*, pages 5530–5540. PMLR, 2021.
- Diederik P Kingma and Jimmy Ba. Adam: A method for stochastic optimization. *arXiv preprint arXiv:1412.6980*, 2014.
- Jungil Kong, Jaehyeon Kim, and Jaekyoung Bae. Hifi-gan: Generative adversarial networks for efficient and high fidelity speech synthesis. *Advances in Neural Information Processing Systems*, 33:17022–17033, 2020a.
- Qiuqiang Kong, Yin Cao, Turab Iqbal, Yuxuan Wang, Wenwu Wang, and Mark D Plumbley. Panns: Large-scale pretrained audio neural networks for audio pattern recognition. *IEEE/ACM Transactions on Audio, Speech, and Language Processing*, 28:2880–2894, 2020b.
- Haohe Liu, Zehua Chen, Yi Yuan, Xinhao Mei, Xubo Liu, Danilo Mandic, Wenwu Wang, and Mark D Plumbley. Audioldm: Text-to-audio generation with latent diffusion models. *arXiv preprint arXiv:2301.12503*, 2023.
- Jinglin Liu, Chengxi Li, Yi Ren, Feiyang Chen, and Zhou Zhao. Diffsinger: Singing voice synthesis via shallow diffusion mechanism. In *Proceedings of the AAAI Conference on Artificial Intelligence*, volume 36, pages 11020–11028, 2022a.
- Songxiang Liu, Dan Su, and Dong Yu. Diffgan-tts: High-fidelity and efficient text-to-speech with denoising diffusion gans. *arXiv preprint arXiv:2201.11972*, 2022b.
- Ilya Loshchilov and Frank Hutter. Decoupled weight decay regularization. *arXiv preprint arXiv:1711.05101*, 2017.
- Peiling Lu, Jie Wu, Jian Luan, Xu Tan, and Li Zhou. Xiaoicesing: A high-quality and integrated singing voice synthesis system. *arXiv preprint arXiv:2006.06261*, 2020.
- Masanari Nishimura, Kei Hashimoto, Keiichiro Oura, Yoshihiko Nankaku, and Keiichi Tokuda. Singing voice synthesis based on deep neural networks. In *Interspeech*, pages 2478–2482, 2016.

- Aaron van den Oord, Sander Dieleman, Heiga Zen, Karen Simonyan, Oriol Vinyals, Alex Graves, Nal Kalchbrenner, Andrew Senior, and Koray Kavukcuoglu. Wavenet: A generative model for raw audio. *arXiv preprint arXiv:1609.03499*, 2016.
- Vadim Popov, Ivan Vovk, Vladimir Gogoryan, Tasnima Sadekova, and Mikhail Kudinov. Grad-tts: A diffusion probabilistic model for text-to-speech. In *International Conference on Machine Learning*, pages 8599–8608. PMLR, 2021.
- Yi Ren, Yangjun Ruan, Xu Tan, Tao Qin, Sheng Zhao, Zhou Zhao, and Tie-Yan Liu. FastSpeech: Fast, robust and controllable text to speech. *Advances in neural information processing systems*, 32, 2019.
- Yi Ren, Chenxu Hu, Xu Tan, Tao Qin, Sheng Zhao, Zhou Zhao, and Tie-Yan Liu. FastSpeech 2: Fast and high-quality end-to-end text to speech. *arXiv preprint arXiv:2006.04558*, 2020.
- Olaf Ronneberger, Philipp Fischer, and Thomas Brox. U-net: Convolutional networks for biomedical image segmentation. In *Medical Image Computing and Computer-Assisted Intervention–MICCAI 2015: 18th International Conference, Munich, Germany, October 5–9, 2015, Proceedings, Part III 18*, pages 234–241. Springer, 2015.
- Tim Salimans and Jonathan Ho. Progressive distillation for fast sampling of diffusion models. *arXiv preprint arXiv:2202.00512*, 2022.
- Saurabh Saxena, Abhishek Kar, Mohammad Norouzi, and David J Fleet. Monocular depth estimation using diffusion models. *arXiv preprint arXiv:2302.14816*, 2023.
- Jiaming Song, Chenlin Meng, and Stefano Ermon. Denoising diffusion implicit models. *arXiv preprint arXiv:2010.02502*, 2020a.
- Yang Song, Jascha Sohl-Dickstein, Diederik P Kingma, Abhishek Kumar, Stefano Ermon, and Ben Poole. Score-based generative modeling through stochastic differential equations. *arXiv preprint arXiv:2011.13456*, 2020b.
- Yang Song, Prafulla Dhariwal, Mark Chen, and Ilya Sutskever. Consistency models. *arXiv preprint arXiv:2303.01469*, 2023.
- Xu Tan, Tao Qin, Frank Soong, and Tie-Yan Liu. A survey on neural speech synthesis. *arXiv preprint arXiv:2106.15561*, 2021.
- Paul Taylor. *Text-to-speech synthesis*. Cambridge university press, 2009.
- Yu Wang, Xinsheng Wang, Pengcheng Zhu, Jie Wu, Hanzhao Li, Heyang Xue, Yongmao Zhang, Lei Xie, and Mengxiao Bi. Opencpop: A high-quality open source chinese popular song corpus for singing voice synthesis. *arXiv preprint arXiv:2201.07429*, 2022.
- Yuxuan Wang, RJ Skerry-Ryan, Daisy Stanton, Yonghui Wu, Ron J Weiss, Navdeep Jaitly, Zongheng Yang, Ying Xiao, Zhifeng Chen, Samy Bengio, et al. Tacotron: Towards end-to-end speech synthesis. *arXiv preprint arXiv:1703.10135*, 2017.
- Ling Yang, Zhilong Zhang, Yang Song, Shenda Hong, Runsheng Xu, Yue Zhao, Yingxia Shao, Wentao Zhang, Bin Cui, and Ming-Hsuan Yang. Diffusion models: A comprehensive survey of methods and applications. *arXiv preprint arXiv:2209.00796*, 2022.
- Chengzhu Yu, Heng Lu, Na Hu, Meng Yu, Chao Weng, Kun Xu, Peng Liu, Deyi Tuo, Shiyin Kang, Guangzhi Lei, et al. Durian: Duration informed attention network for multimodal synthesis. *arXiv preprint arXiv:1909.01700*, 2019.