

# Cross-channel Budget Coordination for Online Advertising System

Guangyuan Shen\*

Shenjie Sun\*

{shenguangyuan.sgy,shengjie.ss}@alibaba-inc.com

Alibaba Group  
Hangzhou, Zhejiang, China

Dehong Gao<sup>†</sup>

Shaolei Li

Libin Yang

gaodehong\_polyu@163.com

Alibaba Group  
Hangzhou, Zhejiang, China

Yongping Shi

Wei Ning

{yongping.syp,wei.ningw}@alibaba-inc.com

Alibaba Group

## ABSTRACT

In online advertising (Ad), advertisers are always eager to know how to globally optimize their budget allocation strategies across different channels for more conversions such as orders, payments, etc. Ignoring competition among different advertisers causes objective inconsistency, that is, a single advertiser locally optimizes the conversions only based on its own historical statistics, which is far behind the global conversions maximization. In this paper, we present a cross-channel **Ad**vertising **Co**ordinated **b**udget allocation framework (AdCob) to globally optimize the budget allocation strategy for overall conversions maximization. We are the first to provide deep insight into modeling the competition among different advertisers in cross-channel budget allocation problems. The proposed iterative algorithm combined with entropy constraint is fast to converge and easy to implement in large-scale online Ad systems. Both results from offline experiments and online A/B budget bucketing experiments demonstrate the effectiveness of AdCob.

## CCS CONCEPTS

• **Information systems** → **Online advertising**; **Computational advertising**; • **Applied computing** → *E-commerce infrastructure*; • **Computing methodologies** → Learning paradigms.

## KEYWORDS

Online Advertising, Budget, Cross-channel Budget Management

## 1 INTRODUCTION

Budget management is essential for e-commerce search **Ad**vertising (Ad) systems [2, 3], which simultaneously and deeply impacts the revenues of platforms and the performances of the advertisers [13]. As shown in Fig. 1(a), the overall traffic is composed of different channels according to the Ad display-ends such as mobile, laptop, etc. If advertisers do not heuristically distribute their budgets, the Ad systems will roughly apply a first-come-first-served strategy. Under this situation, a first-come channel with poor quality may preempt the budgets of late-come channels with better quality, which leads to a conversions decrease within limited budgets. Advertisers are thus eager to know how to reasonably distribute their limited budgets across different channels to obtain more conversions.

There is indeed some research working on optimizing the cross-channel budget allocation strategy for a single advertiser [7, 9, 10, 21]. They assume that all the other advertisers are stationary, that

is, maintaining their original allocation strategy. These works focus on one advertiser and optimize one's own conversions only based on local historical statistics. None of them provide insights into modeling the competition among different advertisers. **Ignoring this competition causes objective inconsistency**, that is, the Ad system is in a state of imperfect information competition. We argue that under this situation, the Ad system will converge to a local optimal point of an inconsistent objective. The local optimal point can be arbitrarily different from the global objective depending upon the proportion of advertisers adopting a greedy allocation strategy. Specifically, if most advertisers greedily allocate their budgets to a small number of channels that they prefer, this will lead to such channels being allocated excessive budgets which may be beyond the upper bound that these channels can handle, i.e., excessive competition (please refer to Fig. 1(e)). Such excessive competition not only leads to increasing costs for advertisers who have won the exposure opportunities in such channels but also lose potential exposure chances in other channels.

In this paper, we focus on the prosperity of the market, coordinating all advertisers (as shown in Fig. 1(c)) to optimize the global budget strategy across different channels for overall conversion maximization while maintaining platform revenue as much as possible. To solve this problem, we cast the overall budget allocation problem as an **Optimal Transport** (OT) problem [6, 14, 16] and propose **Ad**vertising **Co**ordinated **b**udget **a**llocation (AdCob) approach, which satisfies the constraints of the advertiser's budgets and the channels' cost upper limits at the same time<sup>1</sup>. As shown in Fig. 1(d,e,f), based on the cost matrix<sup>2</sup>, AdCob "transfers" advertisers' budgets to different channels with minimal "conversion cost" under bilateral constraints, which is more in line with the global optimal objective, i.e., global conversion maximization. Almost all the advertisers can enjoy a better utility as the unreasonable competition (both excess and lack) is mitigated (Please refer to Fig. 1(f)). With a controllable entropy variable, AdCob largely enhances objective consistency while preserving high search efficiency by searching space reduction [4, 11].

Our main contributions are summarized below:

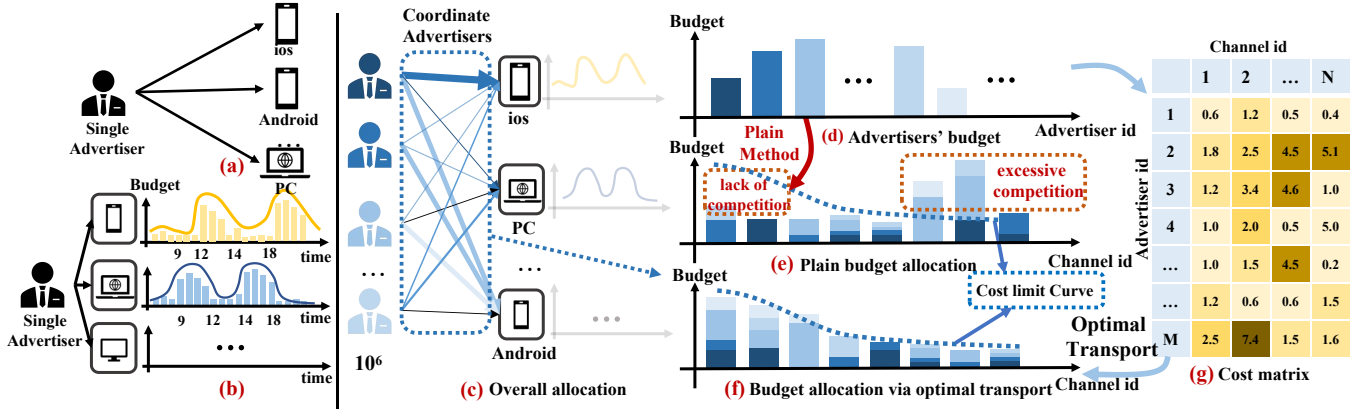
- We propose the global cross-channel budget allocation and cast it as Optimal Transport, which provides the first insight into modeling the competition among different advertisers and coordinating their budgets.

<sup>1</sup>The offline simulation first estimates the cost upper limits that different channels can undertake in one budget period (please refer to Fig. 1(e,f) cost upper limit curve).

<sup>2</sup>As shown in Fig. 1(g), the averaged cost per conversion of a campaign on a channel can be regarded as the cost matrix in the OT problem.

\*Both authors contributed equally to this research.

<sup>†</sup>Corresponding Author



**Figure 1: The framework of cross-channel budget allocation for online advertising. (a) and (b) show the cross-channel budget allocation for a single advertiser [7, 9, 10, 21], while (c) shows the advertisers' interaction considered strategy. Based on the cost matrix (g), we transfer advertisers' budgets to different channels with minimal conversion cost by optimal transport.**

- We employ the iterative algorithm with entropy constraint which accelerates the training convergence and ensures large-scale implementation. Thanks to its simple framework, AdCobcan be easily deployed to other Ad systems with cross-channel budget management needs.
- We have deployed the AdCob framework in an online advertising system. The results from the offline experiments and the online A/B budget-bucketing experiments demonstrate the effectiveness of our proposed approach.

## 2 RELATED WORK

A recent strand of literature has considered different aspects of budget management in cross-channel Ad auctions. The main difference to our work is that these works focus on a single advertiser, which is different from our global advertiser coordination.

Earlier literature [21] introduces the Multiple-Choice Knapsack (MCK) [12, 15] model to solve the cross-channel budget allocation of one single advertiser. Some researchers take traffic fluctuations caused by time into consideration, and they cast the time-considered allocation as a reinforcement learning-based MCK problem [7, 10]. On this basis, the interactions among sub-campaigns<sup>3</sup> are modeled in the allocation model [9]. All these methods ignore the interactions among a tremendous number of advertisers, that is, only working under the assumption that all the other advertisers keep the static strategy. These methods seem not suitable for real online Ad systems where millions of users bid to show their ads.

Besides, pacing methods are another series of budget management focusing on how to allocate the budget over the time blocks of a channel [19] or how to adjust the budget cost rate according to the budget usage [1]. Pacing methods can also be regarded as cross-channel budget allocation by distributing the budgets across different time segmentations (channels).

<sup>3</sup>The number of sub-campaigns always less than 10.

## 3 METHOD

### 3.1 Optimal Transport Problem

Optimal transport (OT) is the problem of moving goods from one set of warehouses to another set of destinations while minimizing certain cost functions [11] (please refer to Eq. 1). For example, suppose that we have  $N$  warehouses (located by  $\{x_i\}_{i=1}^N$ ), the number of goods in each warehouse is  $\{G_i\}_{i=1}^N$ , and need to be moved to  $M$  different places (located by  $\{y_j\}_{j=1}^M$ ). The quantity of demanded goods of each destination is  $\{D_j\}_{j=1}^M$ , and the unit transportation cost between the  $i^{th}$  warehouse and the  $j^{th}$  destination constructs the cost matrix  $C, \{c(x_i, y_j)\}_{i,j=1}^{N,M}$ . Then, the OT problem can be formulated as follows,

$$L = \arg \min_{\Gamma} \sum_{i=1}^N \sum_{j=1}^M \Gamma_{ij} c(x_i, y_j) \quad (1)$$

$$s.t. \forall i \in \{1, \dots, N\} \sum_j \Gamma_{ij} = G_i$$

$$\forall j \in \{1, \dots, M\} \sum_i \Gamma_{ij} = D_j$$

where  $\Gamma$  is the transport matrix to optimize, and  $\Gamma_{ij}$  denotes the number of goods sent from the  $i^{th}$  warehouse to the  $j^{th}$  destination. Moreover, we must have  $\sum_i G_i = \sum_j D_j$ , since the total quantity of goods will not change. If we are in the **unbalance** situation where  $\sum_i G_i \leq \sum_j D_j$ , we can set a virtual warehouse (located in  $x_{i+1}$ ) with  $|\sum_i G_i - \sum_j D_j|$  goods stored in. When we set the cost between the  $(N+1)^{th}$  warehouse and the  $j^{th}$  destination equal to 0, i.e.,  $\forall j, c(x_{i+1}, y_j) = 0$ , we can convert the unbalance OT to balance.

### 3.2 Budget Allocation via Optimal Transport

In an online Ad system, advertisers are allowed to create Ad campaigns and the budget allocation in this paper refers to the budget allocation of each campaign. We reformulate the global cross-channel budget allocation as an unbalanced OT. Campaigns' budgets are

viewed as the goods in warehouses while the channel cost upper limits are viewed as the demanded goods at each destination.

Suppose that we have  $N$  Ad campaigns with budgets  $\mathbf{b} := \{b_i\}_{i=1}^N$ , and have  $M$  channels with different daily cost upper limits  $\mathbf{h} := \{h_j\}_{j=1}^M$  (the cost upper limit estimation refers to Sec. 4.1). We try to maximize the number of conversions by optimizing the budget allocation matrix  $\mathbf{P} := \{\mathbf{P}_{i,j}\}_{i=1,j=1}^{N,M}$ , where  $\mathbf{P}_{i,j}$  denotes the budget that the  $i^{\text{th}}$  campaign distributes to the  $j^{\text{th}}$  channel. When the total budget is fixed, the objective converts to minimize the global CPC (Cost Per Conversion), i.e., minimize the linear combination of different  $\text{CPC}_{i,j}$  with weight  $\mathbf{P}_{i,j}$ . Here  $\mathbf{C} := \{\text{CPC}_{i,j}\}_{i=1,j=1}^{N,M}$  denotes the CPC of the  $i^{\text{th}}$  campaign on the  $j^{\text{th}}$  channel (please refer to Eq. 2). Faced with the sparse nature of Ad conversion action, the calculation of the cost matrix is difficult (for more details, please refer to Sec. 4.2). Moreover, in practice, the sum of the cost upper limits of all channels is always greater than the sum of all the budgets. We can make up a virtual campaign with virtual budget  $b_{N+1} := |\sum_i b_i - \sum_j h_j|$  to bridge the budget gap and simply set the CPC of this campaign on each channel as 0, i.e.,  $\forall j, \text{CPC}_{N+1,j} := \text{CPC}_{N+1,j} = 0$ . The formal problem formulation is as follows:

$$\begin{aligned} L = \arg \min_{\mathbf{P}} \sum_{i=1}^N \sum_{j=1}^M \mathbf{P}_{i,j} \text{C}_{i,j} \quad (2) \\ \text{s.t. } \forall i \in \{1, \dots, N+1\} \sum_j \mathbf{P}_{i,j} = b_i \\ \forall j \in \{1, \dots, M\} \sum_i \mathbf{P}_{i,j} = h_j \end{aligned}$$

Obviously, this is a large-scale linear programming problem with tremendous numbers of constraints. The complexity of the greedy solution is  $O(N^3 \log N)$  [11], the iteration speed is too slow to meet the model iteration requirements of large-scale Ad scenarios.

### 3.3 Iterative Solution with Entropy Constraint

The problem in Eq. 2 is a special linear programming problem, and advanced linear programming solving algorithms can be used to solve it. However, when faced with such large-scale problems in online Ad, the advanced algorithm based on the interior point method [8] still has great limitations [11]. Some researchers served that, the problem above can be solved in a practical and scalable way by adding an entropy penalty and using the matrix scaling Sinkhorn algorithm [4]. The new objective of the problem is

$$L = \arg \min_{\mathbf{P}} \sum_i \sum_j \mathbf{P}_{i,j} \text{C}_{i,j} - \epsilon \mathbf{H}(\mathbf{P}), \quad (3)$$

where entropy  $\mathbf{H}(\mathbf{P}) := -\sum_i \sum_j \mathbf{P}_{i,j} (\log(\mathbf{P}_{i,j}) - 1)$ , and  $\epsilon$  is the coefficient of entropy regularization. Since the objective in Eq. 3 is an  $\epsilon$ -strongly convex function, it has a unique optimal solution [11]. Introducing two dual variables  $\mathbf{f} \in \mathbb{R}^{N+1}$ ,  $\mathbf{g} \in \mathbb{R}^M$  for each marginal constraint, the Lagrangian of Eq. 3 reads

$$\mathcal{E}(\mathbf{P}, \mathbf{f}, \mathbf{g}) = \langle \mathbf{P}, \mathbf{C} \rangle - \epsilon \mathbf{H}(\mathbf{P}) - \langle \mathbf{f}, \mathbf{P} \mathbf{1}_{N+1} - \mathbf{P} \rangle - \langle \mathbf{g}, \mathbf{P}^T \mathbf{1}_M - \mathbf{h} \rangle, \quad (4)$$

where  $\langle \cdot, \cdot \rangle$  denotes Frobenius dot-product. First-order conditions yield

$$\frac{\partial \mathcal{E}(\mathbf{P}, \mathbf{f}, \mathbf{g})}{\partial \mathbf{P}_{i,j}} = \text{C}_{i,j} + \epsilon \log(\mathbf{P}_{i,j}) - \mathbf{f}_i - \mathbf{g}_j = 0, \quad (5)$$

---

#### Algorithm 1 Sinkhorn iteration procedure

---

Input: Cost matrix  $\text{C}_{i,j}$ , marginals  $\mathbf{P} \in \mathbb{R}^{N+1}$ ,  $\mathbf{h} \in \mathbb{R}^M$ , entropy coefficient  $\epsilon$

Initialize:  $\mathbf{f} = \mathbf{0}^{N+1}$ ,  $\mathbf{g} = \mathbf{0}^{M+1}$

**while** no convergence **do**

$$\mathbf{f}_i = -\epsilon \log \left( \sum_j \exp \left( -\frac{\text{C}_{i,j} \mathbf{g}_j}{\epsilon} \right) \right) + \epsilon \log \mathbf{b} \quad (a)$$

$$\mathbf{g}_j = -\epsilon \log \left( \sum_i \exp \left( -\frac{\text{C}_{i,j} \mathbf{f}_i}{\epsilon} \right) \right) + \epsilon \log \mathbf{h} \quad (b)$$

$$\mathbf{P}_{i,j} = e^{\mathbf{f}_i/\epsilon} e^{-\text{C}_{i,j}/\epsilon} e^{\mathbf{g}_j/\epsilon}$$

**end while**

Output: Feasible allocation matrix  $\mathbf{P}_{i,j} \in \mathbb{R}^{(N+1) \times M}$

---

which result, for an optimal  $\mathbf{P}$  coupling to the regularized problem, in the expression  $\mathbf{P}_{i,j} = e^{\mathbf{f}_i/\epsilon} e^{-\text{C}_{i,j}/\epsilon} e^{\mathbf{g}_j/\epsilon}$ . We iterate over  $\{\mathbf{f}_i\}$  and  $\{\mathbf{g}_j\}$  sequenced by the equations (a, b) in Algorithm 1 until convergence. The  $\{\mathbf{f}_i\}$  and  $\{\mathbf{g}_j\}$  sequences essentially represent how the solution  $\mathbf{P}$  budget allocation matrix satisfies the bilateral constraints. We alternately satisfy the campaigns' budget constraints and channel cost upper limit constraints by alternately iterating the sequences  $\{\mathbf{f}_i\}$  and  $\{\mathbf{g}_j\}$ , respectively.

The  $\epsilon$  controls the strength of the regularization. As the  $\epsilon$  goes to zero, more accurate solutions can be obtained while the campaign's budget will be centrally allocated to certain channels bringing numerical instability. We present the auction results with different  $\epsilon$  parameters in the experiment part, please refer to Sec. 5.1.4 .

## 4 IMPLEMENTATION DETAILS

### 4.1 Estimated Cost Upper Limit

We use an offline simulated auction system [17] to estimate the cost upper limit of each channel. By removing budget constraints for all Ad requests, all matching campaigns will be recalled as the impression candidate, and the bidding, uGSP auction [5, 18, 20] will be executed in order. The average cost of each channel in the past 30 days is counted as the estimated cost upper limit of the channel.

### 4.2 Estimate Cost Matrix

For large-scale model deployment, we make statistics of the 30 days CPC of a campaign on a channel as the cost  $\text{C}_{i,j}$  to construct the cost matrix  $\text{C}_{i,j} := \text{CPC}_{i,j} = \frac{\text{cost 30 days}_{i,j}}{\text{total conversions 30 days}_{i,j}}$ . In practice, we face two challenges and the corresponding solutions are

- **Conversion actions are inherently sparse**, i.e., there are many campaign-channel pairs possessing no conversion action. We use a combination of estimated conversion rate and real conversion to count the number of conversions, so as to alleviate the sparsity of the conversion itself.
- **Partial cold start campaign**, i.e., some Ad campaigns have no cost on some channels. We use the average cost per conversion of the Ad campaign itself as its cost matrix

## 5 EXPERIMENT

### 5.1 Offline Setting.

We experimentally evaluate our cross-channel budget allocation method (AdCob) in an offline setting using a simulated auction

system [17] and real-world datasets collected from our real online advertising system without any sampling.

**5.1.1 Baselines.** Apart from the plainest first-come-first-served (FCFS) method, two other relevant budget allocation methods termed IDIL [9] and unified budget allocation [21] have been introduced to our experiments. All these prior methods focus on only one advertiser, so we directly use these budget allocation methods for 40%, 80% advertisers, regardless of whether these advertisers will generate unreasonable competition, resulting in a decline in platform revenue. In addition, we did small treatments on them, for example:

- IDIL [9]: we ignore the strategy of allocating different budgets on different days since we focus on cross-channel budget allocation in this paper.
- Unified budget allocation [21]: We use a linear model to approximate the ROI curve.

**5.1.2 Data set.** We evaluate our method with an advertising data set that was collected from a real-world Internet e-commerce company, where all advertisers compete for more conversion, such as purchase behavior, and inquiry behavior. The real dataset covers nearly two hundred thousand campaigns. The real dataset contains tens of millions of records with the following auction information:

- Predicted Click Through Rate (pCTR), predicted ConVersion Rate (pCVR) that describe user preferences for different items, predicted by Deep Interest Network [22].
- Real bid price, generated by OCP [23] bidding strategy based on pCTR, pCVR, etc.
- Click action, click or not.
- Conversion action, conversion or not.
- Advertiser overall budget and remaining budget.

Each auction includes 5, 10, and 20 ad slots and 500 or 750 advertisers bidding for impressions. Different channels have different numbers of ad slots. In contrast, previous work only considers 5 slots and 10 advertisers bidding on a synthetic data set. We will release the desensitized data set to help researchers better understand our method.

**5.1.3 Simulation system and metrics.** In our offline simulated auction system, we will traverse each traffic record block by block according to its timestamp. Each block contains all traffic records within fifteen minutes. For each record, we implement a strict Generalised second-price auction [5]. Before executing the auction, we rigorously check that the whether the recalled ad campaign has run out of its budget. If this ad campaign runs out of its budget, it will be offline immediately and will not participate in subsequent auctions.

The goal of global budget allocation is to maximize the overall conversions of winning impressions from all the Ad campaigns. Here we report the averaged Cost Per Conversion (CPC), total Conversions (Conv) and platform total Revenue (Rev) in a budget period<sup>4</sup>. Because we cannot know the real click conversion behavior in the offline experiment, we will use the estimated display revenue of all ad campaigns that have received ad impressions as Revenue (Rev), and the sum of the conversion rates as the number of conversions (Conv). In order to avoid the leakage of sensitive

<sup>4</sup>A budget period is generally 24 hours.

data, we normalize all the metrics, i.e., set the base method to 1.00 and report the percentage change when different budget strategies are turned on.

**5.1.4 Offline results.** We run extensive experiments on the real dataset to validate the effectiveness of the proposed approach. Tab. 1 presents the offline benefit of revenue, conversions, and CPC by using our method. Fig. 2 captures the impact of the coefficient of entropy regularization  $\epsilon$ . As the results show:

**CPC Reduction.** The reason behind CPC reduction is that we **coordinate** all advertisers to optimize their conversion, fully considering the interaction among different advertisers, where we can effectively avoid excessive competition. Almost all advertisers can achieve more conversions within a prefixed budget.

**Revenue and Conversion Increase.** In this paper, we focus on optimizing the conversions of all advertisers while maintaining the revenue of the platform. The overall revenue has also increased even though we did not optimize revenue, as the budget utilization rate of some Ad campaigns has increased. There are two kinds of ad campaigns existing in the ad platform, the former always has a relatively high bid and can easily run out of the budget, and the latter's bids are relatively low and may be in some unpopular track, barely able to spend their budget. In the past, such Ad campaigns with relatively low bids cannot spend their budgets as there are unreasonable competition. With the help of global budget management, the head campaigns (such campaigns with relatively high bids) will give priority to more suitable traffic channels, thus giving up some unsuitable channels. The display opportunities on such "unsuitable" channels are obtained by the Ad campaigns in the middle and tail, improving their budget utilization rate. The increase in conversions is caused by the overall CPC decreases and the budget utilization rate increase.

**Local Methods Cannot Work Well.** When the proportion of advertisers who use local allocation [9, 21] in the entire Ad platform increases, the corresponding number of overall conversions and revenue will decrease. This is because there is excessive competition in some channels, as too many advertisers greedily distribute their budgets based on their local historical data preferences.

**The Impact of Entropy Coefficient  $\epsilon$ .** In Fig. 2, we use different budget allocation matrix  $P_{i,j}$  that are computed by different  $\epsilon$  to conduct auction simulations. As the  $\epsilon$  gradually increases, the total number of conversions first increases and then decreases. We analyze that this is because as the entropy term keeps getting bigger, the budget allocation becomes less sparse, but the solution (allocation strategy) also deviates more from the optimal solution. Therefore, in our real online deployment, we will select the most appropriate  $\epsilon$  based on the offline experiment results.

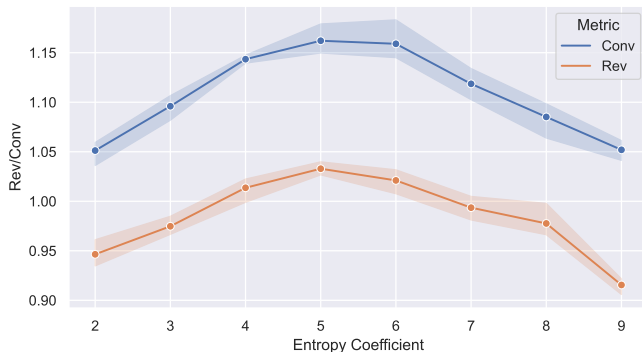
## 5.2 Online Setting

**5.2.1 Online Budget Bucketing A/B Test.** In a typical A/B test, in order to compare control A with a treatment B, members are randomly split into two groups with one group receiving the control and the other group receiving the treatment. This approach is not directly applicable to what we wanted to test.

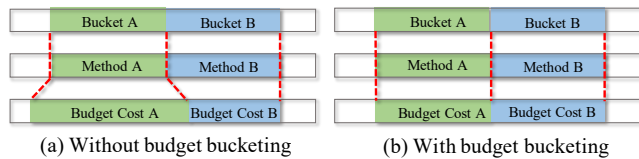
As shown in Fig. 3(a), when we perform budget management in bucket B but impose no budget restrictions in bucket A, bucket A

**Table 1: According to the metrics (e.g., revenue, conversions, CPC), AdCob(with  $\epsilon = 5.50$ ) achieves the best in the offline experiments compared to BASE, Greedy. Advertisers enjoy a 13.6 % CPC reduction and 19.1% conversion increase. At the same time, platform enjoys a 2.9% revenue increase.**

Algorithm	Rev	Conv	CPC
BASE	1.000(—)	1.000(—)	1.000(—)
40% IDIL [9]	0.981(-1.9%)	0.947(-5.3%)	1.018(+1.8%)
80% IDIL [9]	0.973(-2.7%)	0.901(-9.9%)	1.056(+5.6%)
40% Unified budget allocation [21]	0.984(-1.6%)	0.956(-4.4%)	1.016(+1.6%)
80% Unified budget allocation [21]	0.965(-3.5%)	0.910(-9.0%)	1.052(+5.2%)
AdCob(Ours)	1.029(+2.9%)	1.191(+19.1%)	0.864(-13.6%)



**Figure 2: Rev and Conv of AdCobwith different entropy  $\epsilon$  in the offline experiment. As the  $\epsilon$  increases, both the revenue and conversions first rise and then fall.**



**Figure 3: Visualization of Budget Bucketing.**

will consume more budget than Budget B, i.e., getting a negative result. Here we introduce a simple yet effective experiment paradigm for correctly showing the impact of budget management. Learning from the work of other platform<sup>5</sup>, we will not only divide the whole traffic into two parts but also divide the total budget of a campaign into two parts. As shown in Fig. 3(b), if a traffic hits bucket A, then it only uses the budget of bucket A without affecting that of bucket B, which ensures that the experimental and control bucket do not compete for the budget.

**5.2.2 Online results.** Here we report the real results that we collect the traffic record from our online advertising system for 30 days. With OT budget allocation, we can help advertisers spend their budgets on high-quality conversion traffic while considering the interaction among different advertisers and avoiding excess competition on certain channels. To our best knowledge, we are the

<sup>5</sup><https://support.google.com/searchads/answer/7518994?hl=en>

first to provide the online production experiment to validate the effectiveness of the proposed algorithm.

**Table 2: According to the numbers of online metrics (e.g., clicks, conversions, CPC), AdCobcan enjoy a 24.6% conversion increase and a -17.6% CPC reduction. These results validate the effectiveness of our method.**

Algorithm	Click	Conv	CPC
BASE	1.000	1.000	1.000
AdCob(Ours)	0.968(-3.2%)	1.246(+24.6%)	0.824(-17.6%)

## 6 DISCUSSION

This paper presents a cross-channel budget management framework where we coordinate all competing advertisers to allocate a limited budget to different channels in order to maximize the overall conversion. In other words, we focus on market-making (which is very important for the ad platform) while maintaining or promoting platform revenue as much as possible. In the future, we plan to present a more comprehensive theoretical analysis of the Nash equilibrium efficiency with game theory. We also have an interest in combining the RL-based method to enhance our framework by dynamically adjusting the cost matrix. As for the limitation, the method we propose is more suitable for advertisers who use auto-bidding techniques like OCPX [23]. For those advertisers who bid independently, they might adjust their behavior (i.e., lower their offer or increase their offer) as a function of maximizing their own utility. We currently only apply our method on ad campaigns with automatic bidding, and we will work hard to be compatible with those who might adjust their behavior in the future.

## REFERENCES

- [1] Deepak Agarwal, Souvik Ghosh, Kai Wei, and Siyu You. 2014. Budget pacing for targeted online advertisements at linkedin. In *SIGKDD*. ACM, New York, USA.
- [2] Santiago Balseiro, Anthony Kim, Mohammad Mahdian, and Vahab Mirrokni. 2017. Budget management strategies in repeated auctions. In *WWW*. ACM, Perth, Australia.
- [3] Andrea Celli, Riccardo Colini-Baldeschi, Christian Kroer, and Eric Sodomka. 2022. The parity ray regularizer for pacing in auction markets. In *WWW*. ACM, Lyon, France.
- [4] Marco Cuturi. 2013. Sinkhorn distances: Lightspeed computation of optimal transport. In *NIPS*. MIT Press, Nevada, USA.
- [5] Benjamin Edelman, Michael Ostrovsky, and Michael Schwarz. 2007. Internet advertising and the generalized second-price auction: Selling billions of dollars worth of keywords. *American economic review* 97, 1 (2007), 242–259.

- [6] Alfred Galichon. 2018. *Optimal transport methods in economics*. Vol. 1. Princeton University Press.
- [7] Pengcheng Li, Ammar Hawbani, et al. 2018. An efficient budget allocation algorithm for multi-channel advertising. In *ICPR*. IEEE, Beijing, China.
- [8] Arkadi Nemirovski. 2004. Interior point polynomial time methods in convex programming. *Lecture notes* 42, 16 (2004), 3215–3224.
- [9] Alessandro Nuara, Nicola Sosio, Francesco TrovÀ, Maria Chiara Zaccardi, Nicola Gatti, and Marcello Restelli. 2019. Dealing with interdependencies and uncertainty in multi-channel advertising campaigns optimization. In *WWW*. ACM, San Francisco, USA.
- [10] Alessandro Nuara, Francesco Trovo, Nicola Gatti, and Marcello Restelli. 2018. A combinatorial-bandit algorithm for the online joint bid/budget optimization of pay-per-click advertising campaigns. In *AAAI*. The MIT Press, Louisiana USA.
- [11] Gabriel Peyré, Marco Cuturi, et al. 2017. Computational optimal transport. *Center for Research in Economics and Statistics* 1, 1 (2017), 10–60.
- [12] David Pisinger. 1995. A minimal algorithm for the multiple-choice knapsack problem. *European Journal of Operational Research* 83, 2 (1995), 394–410.
- [13] Tao Qin, Wei Chen, and Tie-Yan Liu. 2015. Sponsored search auctions: Recent advances and future directions. *ACM Transactions on Intelligent Systems and Technology* 5, 4 (2015), 1–34.
- [14] Filippo Santambrogio. 2015. Optimal transport for applied mathematicians. *Birkhäuser, NY* 55, 58–63 (2015), 94.
- [15] Prabhakant Sinha and Andris A Zoltners. 1979. The multiple-choice knapsack problem. *Operations Research* 27, 3 (1979), 503–515.
- [16] Cédric Villani. 2009. *Optimal transport: old and new*. Vol. 338. Springer.
- [17] Chao Wei, Weiru Zhang, Shengjie Sun, Fei Li, Xiaonan Meng, Yi Hu, Kuang-chih Lee, and Hao Wang. 2019. Optimal Delivery with Budget Constraint in E-Commerce Advertising. In *RecSys*. PMLR, Peter Knees, TU Wien.
- [18] Christopher A Wilkens, Ruggiero Cavallo, and Rad Niazadeh. 2017. GSP: the cinderella of mechanism design. In *WWW*. ACM, Perth, Australia.
- [19] Jian Xu, Kuang-chih Lee, Wentong Li, Hang Qi, and Quan Lu. 2015. Smart pacing for effective online ad campaign optimization. In *SIGKDD*. ACM, Sydney, Australia.
- [20] Zhilin Zhang, Xiangyu Liu, Zhenzhe Zheng, Chenrui Zhang, Miao Xu, Junwei Pan, Chuan Yu, Fan Wu, Jian Xu, and Kun Gai. 2021. Optimizing Multiple Performance Metrics with Deep GSP Auctions for E-commerce Advertising. In *WSDM*. ACM, Jerusalem, Israel.
- [21] Kui Zhao, Junhao Hua, Ling Yan, Qi Zhang, Huan Xu, and Cheng Yang. 2019. A Unified Framework for Marketing Budget Allocation. In *SIGKDD*. ACM, Anchorage, Alaska, USA.
- [22] Guorui Zhou, Xiaoqiang Zhu, Chenru Song, Ying Fan, Han Zhu, Xiao Ma, Yanghui Yan, Junqi Jin, Han Li, and Kun Gai. 2018. Deep interest network for click-through rate prediction. In *SIGKDD*. ACM.
- [23] Han Zhu, Junqi Jin, Chang Tan, Fei Pan, Yifan Zeng, Han Li, and Kun Gai. 2017. Optimized cost per click in taobao display advertising. In *SIGKDD*. ACM.

Received 20 February 2007; revised 12 March 2009; accepted 5 June 2009