

Enabling Programming Thinking in Large Language Models Toward Code Generation

Jia Li [✉]

Key Lab of High Confidence Software
Technology, MoE (Peking University)
Beijing, China
lijia@stu.pku.edu.cn

Ge Li, Yongmin Li

Key Lab of High Confidence Software
Technology, MoE (Peking University)
Beijing, China
{lige, liyongmin}@pku.edu.cn

Zhi Jin

Key Lab of High Confidence Software
Technology, MoE (Peking University)
Beijing, China
zhijin@pku.edu.cn

Abstract—Large Language Models (LLMs) (e.g., ChatGPT) have shown impressive performance in code generation. A large-scale study [1] released that writing programs requires programming thinking, i.e., analyzing and implementing requirements in programming logic (e.g., sequence, branch, loop). Existing studies use LLMs to generate programs from requirements directly and do not explicitly introduce the programming thinking.

This paper explores how to unlock the programming thinking of LLMs in code generation and proposes an approach named TiP. Our idea is to decompose code generation into two steps and progressively lead LLMs to analyze&implement requirements in programming logic. Specifically, TiP first generates a code sketch, which provides a high-level solving process using programming logic but omits implementation details (e.g., APIs). Then, TiP implements the sketch into a program using specific programming languages. We conduct extensive experiments on three public benchmarks (i.e., HumanEval, MBPP, and MBCPP). (1) TiP outperforms the state-of-the-art baseline - ChatGPT by up to 17.5% in Pass@1, 11.02% in Pass@3, and 9.84% in Pass@5. (2) Human evaluation shows that TiP outperforms ChatGPT in three aspects (i.e., correctness, code quality, and maintainability). (3) TiP is effective for different LLMs. (4) We explore multiple choices (e.g., chain-of-thought) for the code sketch and validate the superiority of our design. (5) We discuss the complementarity between TiP and post-processing approaches (e.g., CodeT).

I. INTRODUCTION

Code generation aims to generate a program that satisfies a given natural language requirement. Large Language Models (LLMs) have recently shown impressive performance in code generation, such as ChatGPT [2], and CodeGen [3]. During the inference, LLMs take a prompt as input that consists of a few examples (i.e., <requirement, code> pairs) and a new requirement. LLMs learn code generation from examples and analogously generate code for the new requirement.

In practice, requirements are written in Natural Languages (NLs, e.g., English), and programs are implemented in Programming Languages (PLs, e.g., Python). NLs and PLs have different ways of solving problems. For example, PLs contain special programming logic (e.g., sequence, branch, and loop). **A large-scale study showed that writing programs requires the programming thinking [1], i.e., using programming logic to analyze and implement requirements.** Existing studies [4]–[7] do not explicitly utilize programming thinking and use LLMs to directly generate programs from requirements. Thus, there are rooms to further improve the performance

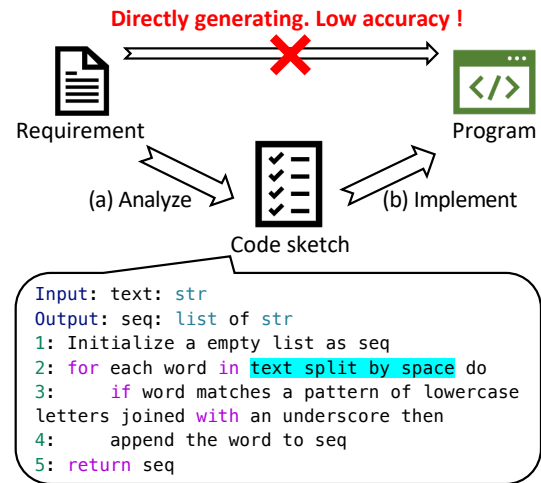


Fig. 1. Previous studies use LLMs to directly generate programs from requirements and have a low accuracy. Our TiP progressively analyzes and implements the requirement in programming logic.

of LLMs on code generation. For example, the state-of-the-art LLM - ChatGPT [2] only achieves 52.47% in Pass@1 in HumanEval [6].

In this paper, we explore how to unlock the programming thinking of LLMs in code generation. Our idea is inspired by a finding from recent work [8], i.e., LLMs benefit from intermediate reasoning steps when solving complex tasks. Thus, we decompose code generation into two steps and progressively lead LLMs to analyze&implement requirements in programming logic. Given a requirement, LLMs first generate a code sketch. The sketch leads LLMs to think about a high-level solving process in the programming logic but omits implementation details. Then, LLMs implement the sketch into a program using specific programming languages. We refer to the above approach as **Thinking in Programing, TiP**. Figure 1 shows an overview of TiP. By introducing a code sketch, TiP explicitly unlocks the programming thinking of LLMs and significantly improves the performance of LLMs.

To implement our TiP, a key element is the code sketch. In this paper, we design a special pseudocode snippet as the code sketch. Figure 1 illustrates a code sketch example. Our code sketch has two characteristics. (1) Our sketch leverages general

control statements to build a solving process, such as branch: `if _ then` and loop: `for _ do`. It forces LLMs to think about how to solve the requirement in programming logic. (2) Our sketch uses natural languages to describe specific details, such as `text split by space`. It allows LLMs to focus on thinking about a plausible solving process in the first step. The complex implementations are left to the next step. In Section V, we also explore other choices for the code sketch and validate the effectiveness of our design.

We notice some similar studies for natural language generation (e.g., Chain-of-Thought (CoT) [8]). CoT means intermediate natural language steps toward the final output. Compared to CoT, our TiP has two differences. First, code generation requires solving requirements with programming logic. CoT is purely written in natural languages and does not explicitly utilize programming logic. While our sketch is built with programming logic (e.g., branch: `if _ then`). It can steer LLMs toward progressively generating a program. Second, CoT describes how to write a program in a series of steps almost at the same level as code. For complex requirements, CoT will be too-long and may contain ambiguities. While our sketch is a high-level solving process and omits implementation details. It allows LLMs to focus on the logical correctness of the sketch and leave the implementation to the future. We illustrate CoT and our sketch in Figure 7 and experimentally validate the effectiveness of our sketch.

We conduct extensive experiments on three benchmarks (i.e., HumanEval [6], MBPP [9], and MBCPP [10]) to evaluate our TiP. We use unit tests to measure the correctness of generated programs and report the Pass@ k ($k \in [1, 3, 5]$) [6]. Based on experimental results, we obtain three findings. (1) TiP can generate more correct programs than baselines. For example, TiP significantly outperforms the state-of-the-art (SOTA) baseline - ChatGPT [2] by up to 17.5% in Pass@1, 11.02% in Pass@3, and 9.84% in Pass@5. (2) Human evaluation shows that our TiP performs better than baselines in three aspects (i.e., correctness, code quality, and maintainability). (3) TiP is effective for different LLMs. In terms of Pass@1, it improves Codex [6] by up to 16.05% and ChatGPT by up to 17.45%. (4) We further explore other choices (e.g., natural language chain-of-thought [8]) for code sketches and validate the effectiveness of our designer. (5) We analyze some real cases and find that our approach can generate correct and easy-to-understand programs. (6) We also discuss the complementarity between post-processing approaches (e.g., CodeT [11]) and our approach and conduct experiments to prove this point.

We summarize our contributions in this paper as follows.

- We argue that code generation requires programming thinking, i.e., analyzing and implementing requirements in programming logic (e.g., sequence, branch, loop).
- We propose an approach named TiP to unlock the programming thinking of large language models (LLMs) in code generation. It introduces a code sketch as an intermediate result and leads LLMs to progressively analyze&implement the requirement in programming logic.

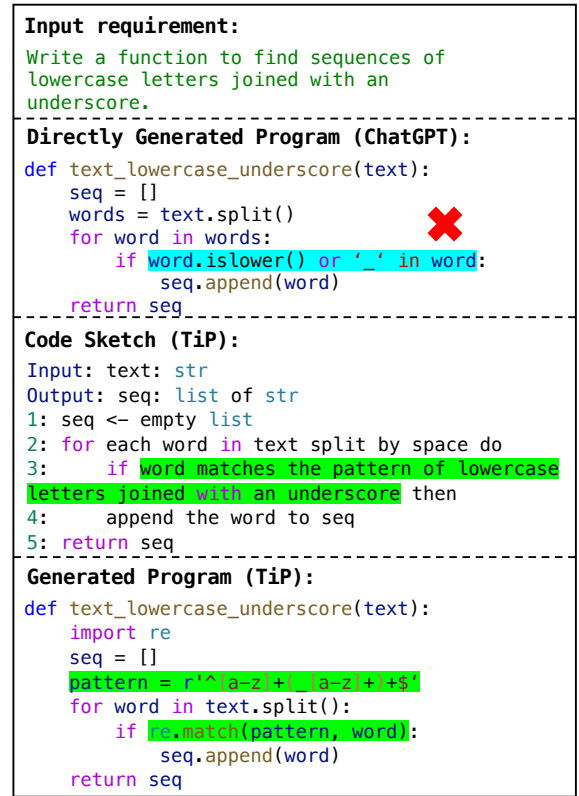


Fig. 2. Motivating Examples of our TiP.

- We conduct extensive experiments on three benchmarks. Qualitative and quantitative experiments show that TiP significantly outperforms SOTA baselines (e.g., ChatGPT).
- We also compare related studies (e.g., chain-of-thought, post-processing approaches) to our TiP and validate the superiority of our approach.

II. MOTIVATING EXAMPLE

In Figure 2, we show some programs generated by previous approaches and our TiP. In this section, we explain our motivations through these cases.

(1) **Directly generating programs from requirements is hard.** Previous studies leverage LLMs to directly generate programs from requirements and are prone to generate incorrect programs. For example, a representative LLM - CodeGen-16B [3] only achieves 26.43% Pass@1 in HumanEval [6]. Even the SOTA LLM - ChatGPT [2] only obtains 52.47% Pass@1. Figure 2 shows an incorrect program generated by ChatGPT. We can see that ChatGPT mistakenly understands requirements and generates an erroneous condition statement that is highlighted. Thus, how to improve the performance of LLMs in code generation is still an open question.

(2) **Programming thinking is beneficial for LLMs to generate correct programs.** A large-scale study found that writing a program requires the *programming thinking*, i.e., analyzing and implementing requirements in programming logic (e.g., branch, loop). Inspired by this finding, we propose

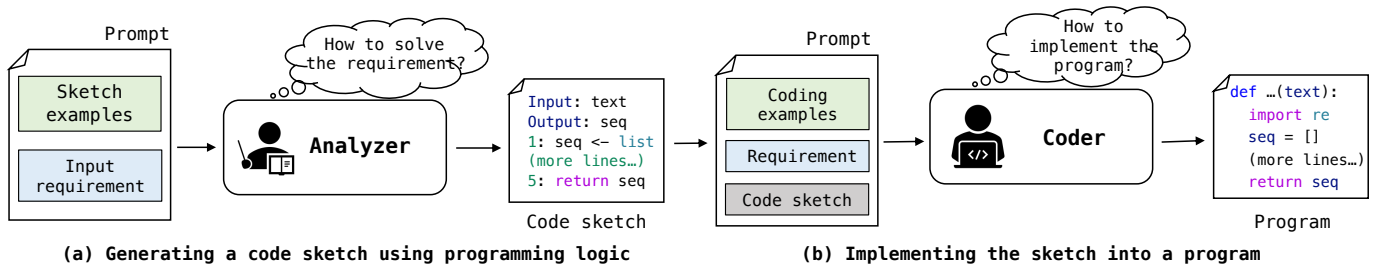


Fig. 3. An overview of our TiP. Given a requirement, it focuses on thinking about a solving process with programming logic, generating a code sketch. Then, it implements the sketch into a program using specific programming languages.

a novel approach named TiP to unlock the programming thinking of LLMs in code generation. TiP decomposes code generation into two steps and progressively leads LLMs to analyze&implement requirements in programming logic.

Given a requirement, TiP first think about a rough solving process in programming logic and leaves implementation details to the future. Figure 2 shows a code sketch example. The sketch leverages some control statements to build a well-formed solving algorithm. Besides, it uses natural languages to accurately describe specific details, such as the span highlighted in green.

Next, TiP thinks about how to implement the program and converts the sketch into a program. TiP will understand the sketch and implement each step in the sketch into a code snippet. Figure 2 shows a correct program generated by TiP. TiP utilizes a library - `re` to implement the highlighted content in the sketch. It allows the TiP to focus on implementing a program in a standardized way, improving the syntactic correctness of final programs.

III. APPROACH

In this section, we propose a novel code generation approach, named TiP. We first present an overview of TiP and describe the details in the following sections.

A. Overview

The goal of code generation is to build a model $G(Y|X)$ that generates a program Y based on a natural language requirement X . In this work, we decompose this model into two modules, including an analyzer and a coder. The two modules work in a pipeline as shown in Figure 3:

- In the **analyzing stage**, we ask an LLM to act as a *analyzer*. It needs to think about a rough solving process in programming logic and generates a code sketch.
- In the **implementation stage**, we consider an LLM as a *coder*. The coder uses specific programming languages and APIs to implement the sketch into an executable program.

B. Analyzer

As shown in Figure 3, we consider an LLM as an analyzer and expect it to think about how to solve the requirement in programming logic. Specifically, the analyzer will generate a

```
# Requirement:
Find the first repeated character in a given string.
# Please understand the above requirement and write a
code sketch for it.
Input: str: str
Output: ch: str
1: for i in range(len(str)) do
2:     if str[i] in str[i+1:] then
3:         return str[i]
4: return '0'
```

Example

```
# Requirement:
Find sequences of lowercase letters joined with an
underscore.
# Please understand the above requirement and write a
code sketch for it.
```

(a) Prompt (analyzer)

```
Input: text: str
Output: seq: list of str
1: seq <- empty list
2: for each word in text split by space do
3:     if word matches the pattern of lowercase letters
joined with an underscore then
4:     append the word to seq
5: return seq
```

(b) Output (analyzer)

Fig. 4. An illustration of the prompt and the corresponding output of our analyzer. The highlighted sentences are natural language instructions.

code sketch. As shown in Figure 1 and Figure 2, our code sketch is a special pseudocode snippet. The sketch leverages programming logic to build a high-level solving process and uses natural languages to describe specific details. In our experiments, we also explore other choices (e.g., natural language chain-of-thought [8]) for the code sketch and compare them to our design.

To implement the analyzer, we manually craft K ($K = 3$ in this paper) examples (i.e., <requirement, code sketch> pairs). Given a new requirement, we concatenate examples with the input requirement together, making a prompt. Figure 4 (a) illustrates a prompt for the analyzer. The highlighted sentences are natural language instructions, which describe the goal of the analyzer. Based on the prompt, LLMs learn from examples and continually generate a sketch for the input requirement. Figure 4 (b) shows the output of our analyzer. We can see that the generated sketch is well-formed and clearly presents the solving process step-by-step.

```

# Requirement:
Find the first repeated character in a given string.
# The code sketch for the above requirement:
Input: str: str
Output: ch: str
1: for i in range(len(str)) do
2:   if str[i] in str[i+1:] then
3:     return str[i]
4: return '0'
# Please write a program based on the above code sketch.
def first_Repeated_Char(str):
    ....
-----
(more examples ...)

# Requirement:
Find sequences of lowercase letters joined with an
underscore.
# The code sketch for the above requirement:
Input: text: str
Output: seq: list of str
1: seq <- empty list
2: for each word in text.split_by_space do
3:   ...
5: return seq
# Please write a program based on the above code sketch.

```

(a) Prompt (coder)

```

def text_lowercase_underscore(text):
    import re
    seq = []
    pattern = r'^[a-z]+(_[a-z]+)+$'
    for word in text.split():
        if re.match(pattern, word):
            seq.append(word)
    return seq

```

(b) Output (coder)

Fig. 5. An illustration of the prompt and the corresponding output of our coder. The highlighted sentences are natural language instructions.

C. Coder

As shown in Figure 3, we consider an LLM as a coder and ask it to implement a program. The goal of the coder is to convert the sketch into an executable program using specific programming languages.

Specifically, we manually write K ($K = 3$ in this paper) examples (*i.e.*, <requirement, code sketch, program> triples). Given a new requirement and its code sketch, we concatenate examples, the input requirement, and the sketch together, obtaining a prompt. Figure 5 (a) illustrates a prompt for our coder. The highlighted sentences are natural language instructions, which describe the goal of the coder. Based on the prompt, our coder uses a specific programming language (*i.e.*, Python) to implement the sketch into a program. Figure 5 (b) shows a program generated by our coder. We can see that the coder follows the solving process in the sketch and uses related APIs to implement details (*e.g.*, `text.split()`).

IV. STUDY DESIGN

To measure the effectiveness of our approach, we conduct a large-scale study to answer four research questions. In this section, we present the details of our study, including datasets, evaluation metrics, comparison baselines, and implementation details.

TABLE I
STATISTICS OF THE DATASETS IN OUR EXPERIMENTS.

Statistics	HumanEval	MBPP	MBCPP
Language	Python	Python	C
# Train	–	474	413
# Test	164	500	435
Avg. tests per sample	7.7	3	3

A. Research Questions

Our study aims to answer the following research questions (RQ).

RQ1: How does T1P perform compared to state-of-the-art baselines? This RQ aims to verify that T1P can generate more correct programs than state-of-the-art (SOTA) baselines. We compare T1P to 9 baselines in three benchmarks and employ unit tests to check the correctness of generated programs.

RQ2: Do developers prefer programs generated by T1P? The ultimate goal of a code generation model is to assist developers in writing programs. In this RQ, we hire 10 developers to manually review the programs generated by our T1P and baselines. We measure these programs in three aspects, including correctness, code quality, and maintainability.

RQ3: Does T1P is effective for different LLMs? This RQ aims to explore the generalization ability of our idea. Specifically, we apply T1P to different LLMs and measure the improvements it brought.

RQ4: What is the better choice for the code sketch? As stated in Section III-B, we design a pseudocode snippet as the code sketch. In this RQ, we explore other choices for the sketch and compare them to our design.

B. Datasets

We conduct experiments on three public code generation benchmarks, including the HumanEval in Python, MBPP in Python, and MBCPP in C. The details of the datasets are described as follows.

- **HumanEval** [6] is a Python function-level code generation benchmark, which contains 164 hand-written programming problems. Each programming problem consists of an English requirement, a function signature, and several test cases, with an average of 7.7 test cases per problem.
- **MBPP** [9] is a Python function-level code generation benchmark. It contains 974 programming problems that involve simple numeric manipulations or basic usage of standard libraries. Each problem contains an English requirement, a function signature, and three manually written test cases for checking functions.
- **MBCPP** [10] is a C function-level code generation benchmark. It consists of 848 programming problems that are collected by crowd-sourcing. Each problem contains an English description, a function signature, and three test cases for checking the correctness of functions.

We follow the original splits of three datasets. The statistics of the datasets are shown in Table 1. We randomly pick several samples from train data to make examples for our analyzer and coder. Then, we measure the performance of different approaches on test data. Because HumanEval does not contain train data, we reuse examples from MBPP in HumanEval.

C. Evaluation Metrics

Following previous code generation studies [3], [5], [6], [11], we use Pass@ k as our evaluation metrics. Specifically, given a requirement, a code generation model is allowed to generate k programs. The requirement is solved if any generated programs pass all test cases. We compute the percentage of solved requirements in total requirements as Pass@ k . For Pass@ k , a higher value is better. In our experiments, k is set to 1, 3, and 5. Because we think that developers mainly use Top-5 outputs in real-world scenarios.

Previous work [6], [10], [11] found that standard Pass@ k has high variance and proposed an unbiased Pass@ k . We follow previous work and employ the unbiased Pass@ k . Specifically, we generate $n \geq k$ programs per requirement (in this paper, we use $n = 20$, $k \in [1, 3, 5]$), count the number of solved requirements c , and calculate the unbiased Pass@ k :

$$\text{Pass@}k := \mathbb{E}_{\text{Problems}} \left[1 - \frac{\binom{n-c}{k}}{\binom{n}{k}} \right] \quad (1)$$

We also notice that previous code generation studies use text-similarity-based metrics (e.g., BLEU [12]). These metrics are initially designed for natural language generation and are poor in measuring the correctness of programs [6]. Thus, we omit these metrics in our experiments.

D. Comparison Baselines

This work focuses on code generation with LLMs. Thus, we select 9 recently proposed LLMs for code generation as baselines.

- **GPT-2** [13] is a classic language model pre-trained on a large corpus of English data. GPT-2 shows an impressive zero-shot ability and has been successfully applied to code generation. In our experiments, we use the largest version with 1.5 billion parameters.
- **CodeParrot** [4] is a family of language models that have the same architecture as GPT-2. CodeParrot is pre-trained on 180GB of Python code. We use the largest version with 1.5 billion parameters.
- **PyCodeGPT** [14] is a language code trained with 96GB of Python code. Its training data is carefully cleaned from 13 million Python projects. Besides, PyCodeGPT employs a new tokenizer specialized in Python. We use the PyCodeGPT with 110 million for comparison, because other versions are closed-source and unavailable.
- **InCoder** [7] is a language model that can perform code generation and code editing. It is pre-trained with 159GB

of code in 28 languages. In our experiments, we use the largest version with 10 billion parameters.

- **CodeGeeX** [5] is a language model with 13 billion parameters for code generation. CodeGeeX is pre-trained on 850 billion tokens of 23 programming languages as of June 2022.
- **LLaMA** [15] is a collection of multilingual language models trained with up to 1.4 trillion tokens. Its pre-training data contains 4.5% of the code from GitHub. We use the version with 13 billion parameters in experiments.
- **CodeGen** [3] is a family of language models for code generation. Its training data contains an 1159GB English text corpus and a 653GB code corpus. We use the largest version with 16 billion parameters. For HumanEval and MBPP, we use the CodeGen-Mono specialized in Python. For MBCPP, we use the CodeGen-Multi.
- **Codex** [6] is a powerful language model for code generation, which supports the commercial application - GitHub Copilot [16]. Codex’s training data contains both natural language and billions of lines of code. We use OpenAI’s APIs to access the latest version of Codex with 175 billion parameters, i.e., code-davinci-002 [17].
- **ChatGPT** [2] is the state-of-the-art language model for code generation. ChatGPT is trained with extensive natural language text and code files. Then, it is trained with reinforcement learning and learns to follow human instructions. We use OpenAI’s APIs to access the ChatGPT, i.e., gpt-3.5-turbo-0301 [2].

There are some code generation approaches [18], [19] that do not use LLMs (abbreviated as non-LLM approaches). The reasons we ignore these approaches here are two-fold. First, this work aims to explore how to improve the performance of LLMs on code generation. Non-LLM approaches are out-of-scope for this paper. Second, previous work [19] has shown that LLMs trained with extensive code files significantly outperform non-LLM approaches. Thus, we think our baselines are enough to assess our approach.

E. Implementation Details

Analyzer. We use ChatGPT to build the analyzer. The format of the prompt is shown in Figure 4 (a). We manually write three examples for the analyzer. For each requirement, the analyzer generates 20 code sketches. During the sampling, we set the temperature to 0.8 and top_p to 0.95. The maximum generated length is 200 tokens.

Coder. We consider ChatGPT as the coder. The format of the prompt is shown in Figure 5 (a). We manually design three examples for the coder. For each <requirement, code sketch> pair, the coder generates a program in greedy search. The maximum generated length is 300 tokens. Finally, we obtain 20 programs per requirement.

Baselines. We reuse the official weights and source code to implement baselines. We ensure that our approach is compared with baselines under the same experimental settings. To ensure the fairness of experiments, the prompts of baselines contain

TABLE II

THE PASS@K (%) OF OUR TiP AND BASELINES ON THREE BENCHMARKS. THE NUMBERS IN RED DENOTE TiP’S RELATIVE IMPROVEMENTS COMPARED TO SOTA BASELINES.

Approach	Param	HumanEval			MBPP			MBCPP		
		Pass@1	Pass@3	Pass@5	Pass@1	Pass@3	Pass@5	Pass@1	Pass@3	Pass@5
GPT-2	1.5B	0.12	0.36	0.58	0.18	0.50	0.79	0.60	1.54	2.30
CodeParrot	1.5B	2.38	4.76	6.23	0.72	2.00	3.12	–	–	–
PyCodeGPT	110M	4.91	8.14	9.58	4.52	10.27	14.09	–	–	–
InCoder	6B	11.92	18.76	22.04	13.57	24.56	30.08	11.42	21.70	27.05
LLaMA	13B	11.28	18.81	22.55	12.85	23.20	28.05	12.43	23.97	29.78
CodeGeeX	13B	15.61	24.89	28.68	19.49	31.80	37.38	15.61	29.05	35.40
CodeGen	16B	26.43	40.83	47.80	29.85	45.30	51.24	17.61	30.97	36.99
Codex	175B	42.93	62.86	70.10	33.17	45.72	49.62	44.12	57.65	62.45
ChatGPT	–	52.47	69.32	74.10	40.00	49.82	53.13	52.58	63.03	66.11
TiP	–	60.64	73.53	77.32	46.98	55.31	58.36	57.06	65.70	68.70
Relative Improvement		15.57%	6.07%	4.35%	17.45%	11.02%	9.84%	8.52%	4.24%	3.92%

the same examples as our TiP. The hyper-parameters of sampling also follow our approach.

V. RESULTS AND ANALYSIS

A. RQ1: How does TiP perform compared to state-of-the-art baselines?

In the first research question, we apply our TiP and baselines to three benchmarks and measure the correctness of generated programs.

Setup. We use TiP and baselines (Section IV-D) to generate programs in three benchmarks (Section IV-B). Then, we use unit tests to check the correctness of generated programs and report the Pass@ k (Section IV-C).

Results. The Pass@ k ($k \in [1, 3, 5]$) of different approaches are shown in Table II. The numbers in red denote TiP’s relative improvements compared to SOTA baselines. Because CodeParrot and PyCodeGPT are trained for Python, we omit them in MBCPP (C). Since ChatGPT is closed-source, we do not show the size of ChatGPT and TiP.

Analyses. (1) TiP achieves the best results among all baselines. Table II shows that our TiP can generate more correct programs than baselines on three benchmarks. Compared to the SOTA baseline - ChatGPT, TiP outperforms it by up to 17.45% in Pass@1, 11.02% in Pass@3, and 9.84% in Pass@5. Note that Pass@1 is a strict metric and is difficult to be improved. The significant improvements show the effectiveness of our approach. (2) The programming thinking is beneficial for code generation. Our TiP does not modify the parameters of ChatGPT and only explicitly asks ChatGPT to analyze&implement the requirement in programming logic. Results in Table II show that TiP brings substantial improvements over ChatGPT on three benchmarks. It shows that our TiP effectively endows ChatGPT with the programming thinking, which improves ChatGPT’s performance on code generation. (3) More parameters and higher quality training data both are important for LLMs. First, more parameters often lead to better performance, *e.g.*, Codex-175B > CodeGen-16B > CodeGeeX-13B > CodeParrot-1.5B. Besides, the training data is critical to LLMs. For example, CodeGeeX and LLaMA have the same number of parameters, but CodeGeeX works

TABLE III

THE RESULTS OF HUMAN EVALUATION. THE NUMBERS IN RED DENOTE TiP’S RELATIVE IMPROVEMENTS COMPARED TO SOTA BASELINES. ALL THE p -VALUE ARE SUBSTANTIALLY SMALLER THAN 0.005.

Approach	Correctness	Code quality	Maintainability
GPT-2	0.077	0.332	0.291
CodeParrot	0.121	0.739	0.885
PyCodeGPT	0.205	1.137	1.255
InCoder	0.372	1.302	1.395
LLaMA	0.369	1.207	1.344
CodeGeeX	0.433	1.459	1.316
CodeGen	0.579	1.559	1.421
Codex	0.814	1.622	1.479
ChatGPT	1.119	1.653	1.552
TiP	1.342	1.839	1.803
Relative Improvement	19.93%	11.25%	16.17%

better than LLaMA. This is because CodeGeeX is trained on 850 billion code tokens, while the training data of LLaMA only contains 63 billion code tokens. Similarly, PyCodeGPT-110M is trained with carefully cleaned code data and outperforms CodeParrot-1.5B. This inspires future work that can further increase the number of parameters and improve the quality of training data.

Answer to RQ1: TiP outperforms baselines on three benchmarks. In particular, TiP outperforms the SOTA baseline - ChatGPT by up to 17.45% in Pass@1, 11.02% in Pass@3, and 9.84% in Pass@5. The significant improvements show the effectiveness of our approach.

B. RQ2: Do developers prefer programs generated by TiP?

The ultimate goal of a code generation model is to assist developers in writing programs. Good programs not only satisfy the requirements but also are easy to read and maintain. In the RQ2, we manually measure the programs generated by different approaches in three aspects.

Setup. Following previous work [19], we manually review programs generated by different approaches and measure them in three aspects, including *correctness* (whether the program

```

Requirement:
# Return True is list elements are monotonically increasing or
decreasing.
-----
ChatGPT:
def monotonic(l: list):
    if all(l[i] <= l[i+1] for i in range(len(l)-1)) or all(l[i]
    >= l[i+1] for i in range(len(l)-1)):
        return True
    else:
        return False
-----
TiP (Code sketch & Source Code):
Input: l: list
Output: True or False
1: for i from 1 to len(l)-1:
2:   if l[i] > l[i-1] then
3:     l increases
4:   if l[i] < l[i-1] then
5:     l decreases
6:   if both increase and decrease
then
7:     return False
8: else
9:     return True
-----
def monotonic(l: list):
    increasing = False
    decreasing = False
    for i in range(1, len(l)):
        if l[i] > l[i-1]:
            increasing = True
        if l[i] < l[i-1]:
            decreasing = True
    if increasing and decreasing:
        return False
    else:
        return True

```

Fig. 6. Two programs generated by our TiP and ChatGPT, respectively.

satisfies the given requirement), *code quality* (whether the program does not contain bad code smell), and *maintainability* (whether the implementation is standardized and has good readability). For each aspect, the score is an integer, ranging from 0 to 2 (from bad to good).

We select 50 test samples and use 10 models (*i.e.*, TiP and 9 baselines) to generate programs for these samples. Finally, we obtain 500 programs (50*10) for human evaluation. We hire 10 developers that are computer science students or industrial practitioners and are not co-authors. They all have programming experiences in Python and C ranging from 3+ years. The 500 programs are divided into 5 groups, with each questionnaire containing one group. We randomly list the program and the corresponding requirement on the questionnaire. Each group is evaluated anonymously by two evaluators, and the final score is the average of two evaluators' scores. Evaluators are allowed to search the Internet for unfamiliar concepts.

Results. The results of the human evaluation are shown in Table III. The numbers in red denote TiP's relative improvements compared to SOTA baselines. All the *p*-values are substantially smaller than 0.005.

Analyses. TiP achieves the highest scores in three aspects among all baselines. Specifically, TiP outperforms the SOTA baseline - ChatGPT by 19.93% in correctness, 11.25% in code quality, and 16.17% in maintainability. We attribute the improvements to our introduced code sketch. It guides LLMs to solve requirements step by step and unlocks the programming thinking of LLMs, thus improving their accuracy in code generation. Besides, our code sketch decomposes code generation into algorithm design and implementation. It allows the coder to focus on how to implement a program in a standardized way. Thus, the generated programs contain fewer code smells than ones from baselines.

Figure 6 shows two programs generated by TiP and ChatGPT, respectively. Both programs pass test cases. But the

program from ChatGPT contains a very complex statement (highlighted in Figure 6). Developers have to spend lots of effort to understand and maintain this program. While the program from TiP has good readability, and the code sketch provides a clear solving process to developers. It is easy to align the sketch with different parts of the program. Developers can further use the code sketch as a comment of the program for future maintenance.

Answer to RQ2: Human evaluation shows that TiP achieves the best scores than baselines in three aspects. Specifically, TiP outperforms the SOTA baseline - ChatGPT by 19.93% in correctness, 11.25% in code quality, and 16.17% in maintainability. A case study also shows the program from TiP is easy to read and maintain.

C. RQ3: Does TiP is effective for different LLMs?

In this RQ, we aim to investigate the effectiveness of our approach on different LLMs.

Setup. We select two LLMs (*i.e.*, Codex and ChatGPT) as base models. Then, we compare the original base models to ones with our TiP.

Results. The results are shown in Table IV. The numbers in red denote TiP's relative improvements compared to SOTA baselines.

Analyses. Our approach is effective for multiple LLMs. As shown in Table IV, our TiP enhances multiple LLMs and brings obvious improvements. Specifically, in terms of Pass@1, it improves Codex by up to 16.05% and ChatGPT by up to 17.45%. The results in Table II and Table IV also show that our approach works in multilingual code generation. These results show the generalization ability of our idea. In the future, our approach can be used to augment more powerful LLMs in a plug-and-play fashion.

Answer to RQ3: Our TiP is effective for multiple LLMs. In terms of Pass@1, it improves Codex by up to 16.05% and ChatGPT by up to 17.45%. In the future, TiP can be used to augment more powerful LLMs in a plug-and-play fashion.

D. RQ4: What is the better choice for the code sketch?

The code sketch is an important element in our TiP. In this paper, we design a special pseudocode snippet as the code sketch. In this RQ, we explore other choices for the code sketch and compare them to our design.

Setup. In this RQ, we explore three sketches (*i.e.*, sketch-anonymity, sketch-CoT, and our sketch). Figure 7 shows some examples of three sketches. The sketch-anonymity is a program that anonymizes user-defined terms (*i.e.*, string, constant, and variable_name). The motivation is that different programs may have similar frameworks (*e.g.*, API calls), but with different user-defined items. The sketch-CoT is inspired by the chain-of-thought (CoT) prompting [8] for natural language generation. The sketch-CoT means a series of natural language steps, which describe how to write a program in

TABLE IV

THE PERFORMANCE OF OUR APPROACH WITH DIFFERENT LLMs. THE NUMBERS IN RED DENOTE TiP'S RELATIVE IMPROVEMENTS COMPARED TO SOTA BASELINES.

Approach	HumanEval			MBPP			MBCPP		
	Pass@1	Pass@3	Pass@5	Pass@1	Pass@3	Pass@5	Pass@1	Pass@3	Pass@5
Codex + TiP	42.93 49.82	62.86 66.56	70.10 75.14	33.17 38.29	45.72 50.74	49.62 53.16	44.12 48.34	57.65 60.77	62.45 64.19
Relative Improvement	16.05%	5.89%	7.19%	15.44%	10.98%	7.13%	9.56%	5.41%	2.79%
ChatGPT + TiP	52.47 60.64	69.32 73.53	74.10 77.32	40.00 46.98	49.82 55.31	53.13 58.36	52.58 57.06	63.03 65.70	66.11 68.70
Relative Improvement	15.57%	6.07%	4.35%	17.45%	11.02%	9.84%	8.52%	4.24%	3.92%

TABLE V

THE PERFORMANCE OF DIFFERENT CODE SKETCHES. THE NUMBERS IN RED DENOTES TiP'S RELATIVE IMPROVEMENTS COMPARED TO TiP-CoT. FOR COMPARISON, WE ALSO SHOW THE RESULTS WITHOUT A CODE SKETCH.

Approach	HumanEval			MBPP			MBCPP		
	Pass@1	Pass@3	Pass@5	Pass@1	Pass@3	Pass@5	Pass@1	Pass@3	Pass@5
Without sketch	52.47	69.32	74.10	40.00	49.82	53.13	52.58	63.03	66.11
Sketch-anonymity	52.66	69.79	74.10	41.12	49.89	53.14	52.97	63.44	66.51
Sketch-CoT	54.18	69.88	74.34	41.78	49.95	53.55	54.20	64.27	67.27
Our sketch	60.64	73.53	77.32	46.98	55.31	58.36	57.06	65.70	68.70
Relative Improvement	11.92%	5.22%	4.01%	12.45%	10.73%	8.98%	5.28%	2.22%	2.13%

Requirement: <pre># Write a function to find sequences of lowercase letters joined with an unders</pre>
Sketch-anonymity (anonymizing user-defined items): <pre>def text_match(v_1): import re v_2 = str_1 if re.search(v_2, v_1): return True else: return False</pre>
Sketch-CoT (natural language reasoning steps): <ol style="list-style-type: none"> 1. Use the regular expression module "re". 2. Define a pattern for lowercase letters joined with an underscore using the regular expression <code>"\b[a-z]*_[a-z]*\b"</code>. 3. Use the <code>"re.findall()"</code> method to find all matches of the pattern in the input "text". 4. Return the list of matches.
Our sketch (a special pseudocode snippet): <pre>Input: text: str Output: seq: list of str 1: seq <- empty list 2: for each word in text split by space do 3: if word matches the pattern of lowercase letters joined with an underscore then 4: append the word to seq 5: return seq</pre>

Fig. 7. Examples of different code sketches.

detail. Our sketch is a special pseudocode snippet, which utilizes programming logic to present a high-level solving process. It uses natural languages to describe specific details.

Results. The comparison results are shown in Table V. The numbers in red denote our sketch's relative improvements compared to baselines. For comparison, we also show the results without a code sketch.

Analyses. (1) Introducing a code sketch can improve the performance of LLMs on code generation. As shown in Table V, three sketches all brings substantial improvements. It shows that introducing a code sketch can force LLMs to progressively think& implement the requirement in programming logic. This generation pipeline unlocks the programming thinking of LLMs and can generate more correct programs. (2) Our sketch performs better among all sketches. Specifically, in terms of Pass@1, our sketch outperforms sketch-CoT by up to 12.45% and sketch-anonymity by up to 17.10%. The improvements show the superiority of our sketch.

We manually inspect cases where sketch-CoT and sketch-anonymity failed but our sketch succeeded. We have summarized some reasons for our success. First, as shown in Figure 7, the sketch-anonymity is a complete program and just replaces user-defined items with placeholders (e.g., v_1). Thus, generating the sketch-anonymity is almost as difficult as directly generating a program. Second, the sketch-CoT provides concrete reasoning steps toward a program. However, it does not explicitly utilize the programming logic and may contain incorrect details (highlight in Figure 7). While our sketch takes a balance between natural languages and programs. It builds a solving process using programming logic but uses natural languages to describe specific details. Thus, our sketch splits code generation into two sub-problems - *how to solve the requirement* and *how to implement the program*. By thinking about two sub-problems step by step, the programming thinking of LLMs is unlocked, thus generating more correct programs.

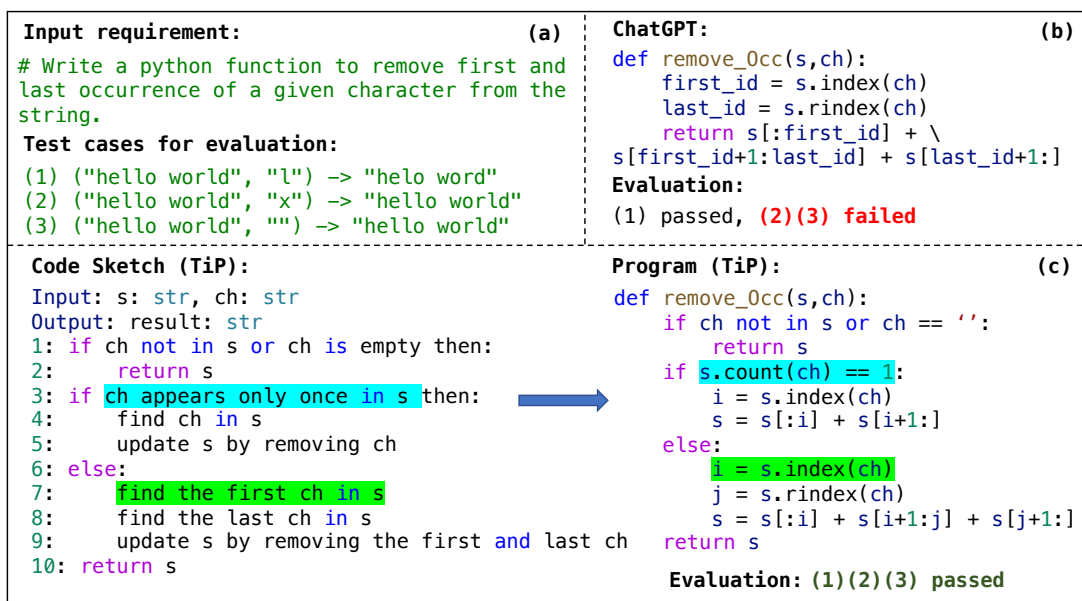


Fig. 8. Examples of our TiP and ChatGPT.

Answer to RQ4: Introducing a code sketch helps LLMs progressively solve requirements in programming logic. Among multiple sketches, our sketch performs best and outperforms other sketches by up to 17.1% in Pass@1. We also analyze the advantages of our sketch with real cases.

VI. DISCUSSION

A. Case Study

Figure 8 shows some programs generated by different approaches on MBPP. Figure 8 (a) shows an input requirement and three test cases for evaluation. Figure 8 (b) presents a program generated by ChatGPT that does not pass all test cases. The reason for the failure is that the program ignores some boundary values, e.g., when `ch` is not in `s`. It validates our motivation that directly generating code from the requirement is hard and often makes mistakes.

Figure 8 (c) displays a sketch and a program generated by our TiP. From these examples, we summarize two findings. (1) The analyzer provides a comprehensive solving process to guide the coding. From the code sketch, we can see that our analyzer deeply analyzes the requirement and considers multiple possible input values. For different input values, it thinks about a clear solving process. Besides, we do not ask the analyzer to generate implementation details, just use natural language descriptions (e.g., `find the first ch`). It allows LLMs to focus on the logical correctness of sketches. (2) The coder accurately implements the code sketch into a program. The coder correctly understands the code sketch and uses a programming language (i.e., Python) to implement a program. For example, it uses control statements (e.g., `if _ not in`) to build a code structure and calls APIs (e.g., `s.index`) to implement specific operations. Through the

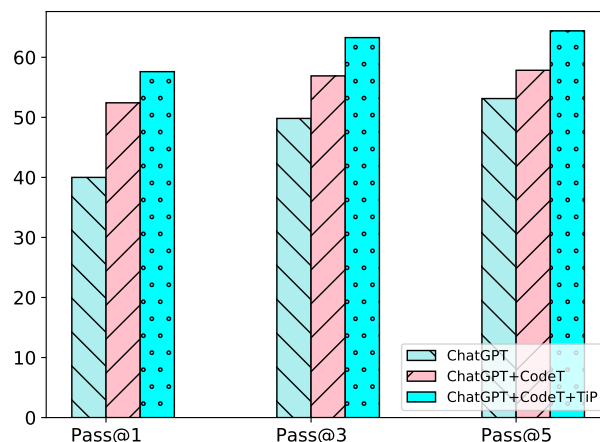


Fig. 9. The complementarity between CodeT and our TiP.

above two modules, TiP progressively generates a program in two steps. Each step ensures the correctness of programs in logic and implementations, respectively.

B. Difference and Complementarity with Post-processing Approaches

Some recent studies [11], [20] propose *post-processing* approaches to improve the performance of LLMs on code generation. Given a requirement, they first sample many programs from LLMs and utilize test cases or neural networks to rerank sampled programs. For example, CodeT [11] is a popular post-processing approach. CodeT does large-scale sampling and executes sampled programs on auto-generated test cases. Based on execution results, the programs are reranked. In this paper, we do not directly compare our TiP to post-processing approaches due to two reasons.

(1) TiP and post-processing approaches focus on different questions, and both are complementary. Our work aims to explore how to unlock the thinking ability of LLMs and improves their accuracy in code generation. While post-processing approaches do not care about LLMs and aim to pick the best program from LLMs’ outputs. In practice, users can use our approach to generate many programs and then use post-processing approaches to pick a final output.

To verify the complementarity between our TiP and post-processing approaches, we conduct an exploratory experiment. We select ChatGPT as a base model and progressively introduce CodeT and TiP. The results on MBPP are shown in Figure 9. We can see that the performance of ChatGPT is continually improved by adding CodeT and TiP. It validates that our TiP and post-processing approaches are complementary.

(2) Post-processing approaches rely on execution environments. Post-processing approaches require executing programs on test cases and using execution results to rerank programs. In many realistic programming scenarios, users want to get code suggestions for an unfinished project. It is infeasible to execute auto-generated programs. Thus, we think post-processing approaches have limited application scenarios and make additional use of the execution results. While our approach works in a general scenario and does not use execution results. Thus, it is unfair to directly compare our TiP to post-processing approaches.

C. Threats to Validity

There are two main threats to the validity of our work.

(1) **The generalizability of our experimental results.** To mitigate this threat, we carefully select the datasets, metrics, and baselines. Following previous studies [6], [9], [10], we pick three representative code generation benchmarks. The three benchmarks are hand-written or collected from real-world programming communities, and cover two popular languages (*i.e.*, Python and C). For evaluation metrics, we select a widely used metric - Pass@ k , which utilizes test cases to check the correctness of programs. We use the unbiased Pass@ k which is more reliable [6]. For comparison baselines, we select 9 LLMs for code generation and conduct a comprehensive comparison in Section V-A. In Section V-C, we also apply our approach to different LLMs to validate its generalizability.

(2) **The impact of prompt designs and hyper-parameters.** Previous work [21] has found that LLMs are sensitive to the prompts. Specifically, the number of examples and natural language instructions will influence the performance of LLMs. To alleviate this threat, we use the same examples and natural language instructions for our TiP and baselines. Besides, the hyper-parameters (*e.g.*, temperature) of sampling will impact the LLMs’ outputs. In experiments, we follow hyper-parameters in previous studies [6], [11] for all approaches. We do not tune the prompt design and hyper-parameters experimentally and set them empirically. Therefore, other hyper-parameter settings may yield better results.

VII. RELATED WORK

Large language models (LLMs) are first pre-trained with a large-scale corpus consisting of natural language text and source code. Then, users can leverage LLMs to perform code generation by feeding specific prompts into LLMs. Nowadays, LLMs have achieved state-of-the-art results in code generation.

The GPT family of LLMs from OpenAI is popular and powerful, including GPT (100M parameters) [22], GPT-2 (1.5B parameters) [13], GPT-3 (175B parameters) [23], Codex (175B parameters) [6], and ChatGPT [2]. In particular, ChatGPT has shown an impressive ability in code generation. Because Codex and ChatGPT are closed-source, there have been many attempts to reproduce similar LLMs. For example, LLaMA [15], CodeParrot [4], PyCodeGPT [14], CodeGen [3], CodeGeeX [5], InCoder [7], and others.

Despite exhibiting strong performance, LLMs often cannot output incorrect answers when solving complex tasks. The Chain-of-Thought (CoT) prompting [8] is proposed to improve the reasoning ability of LLMs in natural language processing tasks. CoT denotes a series of intermediate natural language reasoning steps that lead to the final output. We have stated the differences between CoT prompting and this work. In Section V-D, we also compare CoT to our code sketch and validate the superiority of our sketch in code generation.

Post-processing approaches are recently proposed to improve the performance of LLMs in code generation. Given a requirement, post-processing approaches sample many programs from LLMs and then use test cases or neural networks to rerank programs. CodeT [11] is a representative work. It executes programs on auto-generated test cases and reranks programs based on execution results. Similar ideas also are used in AlphaCode [24], MBR-EXEC [25], and Lever [26]. We have clarified the differences between post-processing approaches and this work in Section VI-B. We also experimentally validate that post-processing approaches and our TiP are complementary.

VIII. CONCLUSION AND FUTURE WORK

Large language models (LLMs) have achieved state-of-the-art (SOTA) results in code generation. A large-scale study [1] found that code generation requires the programming thinking, *i.e.*, progressively analyzing and implementing the requirement in programming logic. While existing studies [3], [5]–[7] use LLMs to directly generate programs and do not explicitly utilize the programming thinking. This paper explores how to unlock the programming thinking of LLMs and proposes a novel approach named TiP. Given a requirement, TiP first generates a code sketch, which leads LLMs to think about a high-level solving process in programming logic and omits implementation details. Then, TiP implements the code sketch into a program using specific programming languages. We conduct a large-scale study on three benchmarks and use test cases to measure generated programs. Results show that TiP significantly outperforms the SOTA baseline - ChatGPT. In the future, we will further explore how to improve LLMs’ performance in code generation.

REFERENCES

- [1] A. Eckerdal, M. Thuné, and A. Berglund, "What does it take to learn 'programming thinking'?" in *Proceedings of the first international workshop on Computing education research*, 2005, pp. 135–142.
- [2] OpenAI, "Chatgpt," <https://openai.com/blog/chatgpt>, 2022.
- [3] E. Nijkamp, B. Pang, H. Hayashi, L. Tu, H. Wang, Y. Zhou, S. Savarese, and C. Xiong, "Codegen: An open large language model for code with multi-turn program synthesis," *arXiv preprint*, 2022.
- [4] L. Tunstall, L. Von Werra, and T. Wolf, *Natural language processing with transformers*. "O'Reilly Media, Inc.", 2022.
- [5] Q. Zheng, X. Xia, X. Zou, Y. Dong, S. Wang, Y. Xue, Z. Wang, L. Shen, A. Wang, Y. Li, T. Su, Z. Yang, and J. Tang, "Codegeex: A pre-trained model for code generation with multilingual evaluations on humaneval-x," 2023.
- [6] M. Chen, J. Tworek, H. Jun, Q. Yuan, H. P. de Oliveira Pinto, J. Kaplan, H. Edwards, Y. Burda, N. Joseph, G. Brockman, A. Ray, R. Puri, G. Krueger, M. Petrov, H. Khlaaf, G. Sastry, P. Mishkin, B. Chan, S. Gray, N. Ryder, M. Pavlov, A. Power, L. Kaiser, M. Bavarian, C. Winter, P. Tillet, F. P. Such, D. Cummings, M. Plappert, F. Chantzis, E. Barnes, A. Herbert-Voss, W. H. Guss, A. Nichol, A. Paino, N. Tezak, J. Tang, I. Babuschkin, S. Balaji, S. Jain, W. Saunders, C. Hesse, A. N. Carr, J. Leike, J. Achiam, V. Misra, E. Morikawa, A. Radford, M. Knight, M. Brundage, M. Murati, K. Mayer, P. Welinder, B. McGrew, D. Amodei, S. McCandlish, I. Sutskever, and W. Zaremba, "Evaluating large language models trained on code," 2021.
- [7] D. Fried, A. Aghajanyan, J. Lin, S. Wang, E. Wallace, F. Shi, R. Zhong, S. Yih, L. Zettlemoyer, and M. Lewis, "InCoder: A generative model for code infilling and synthesis," in *The Eleventh International Conference on Learning Representations*, 2023. [Online]. Available: <https://openreview.net/forum?id=hQwb-lbM6EL>
- [8] J. Wei, X. Wang, D. Schuurmans, M. Bosma, brian ichter, F. Xia, E. H. Chi, Q. V. Le, and D. Zhou, "Chain of thought prompting elicits reasoning in large language models," in *Advances in Neural Information Processing Systems*, A. H. Oh, A. Agarwal, D. Belgrave, and K. Cho, Eds., 2022. [Online]. Available: https://openreview.net/forum?id=_VjQIMeSB_J
- [9] J. Austin, A. Odena, M. Nye, M. Bosma, H. Michalewski, D. Dohan, E. Jiang, C. Cai, M. Terry, Q. Le *et al.*, "Program synthesis with large language models," *arXiv preprint arXiv:2108.07732*, 2021.
- [10] B. Athiwaratkun, S. K. Gouda, Z. Wang, X. Li, Y. Tian, M. Tan, W. U. Ahmad, S. Wang, Q. Sun, M. Shang *et al.*, "Multi-lingual evaluation of code generation models," *arXiv preprint arXiv:2210.14868*, 2022.
- [11] B. Chen, F. Zhang, A. Nguyen, D. Zan, Z. Lin, J.-G. Lou, and W. Chen, "Codet: Code generation with generated tests," 2022. [Online]. Available: <https://arxiv.org/abs/2207.10397>
- [12] K. Papineni, S. Roukos, T. Ward, and W.-J. Zhu, "Bleu: a method for automatic evaluation of machine translation," in *Proceedings of the 40th annual meeting of the Association for Computational Linguistics*, 2002, pp. 311–318.
- [13] A. Radford, J. Wu, R. Child, D. Luan, D. Amodei, and I. Sutskever, "Language models are unsupervised multitask learners," 2019.
- [14] D. Zan, B. Chen, D. Yang, Z. Lin, M. Kim, B. Guan, Y. Wang, W. Chen, and J.-G. Lou, "Cert: Continual pre-training on sketches for library-oriented code generation," in *Proceedings of the Thirty-First International Joint Conference on Artificial Intelligence, IJCAI-22*, L. D. Raedt, Ed. International Joint Conferences on Artificial Intelligence Organization, 7 2022, pp. 2369–2375, main Track. [Online]. Available: <https://doi.org/10.24963/ijcai.2022/329>
- [15] H. Touvron, T. Lavril, G. Izacard, X. Martinet, M.-A. Lachaux, T. Lacroix, B. Rozière, N. Goyal, E. Hambro, F. Azhar, A. Rodriguez, A. Joulin, E. Grave, and G. Lample, "Llama: Open and efficient foundation language models," *arXiv preprint arXiv:2302.13971*, 2023.
- [16] GitHub, "Github copilot," <https://github.com/features/copilot>, 2022.
- [17] OpenAI, "Codex," <https://beta.openai.com/docs/api-reference/completions>, 2022.
- [18] P. Yin and G. Neubig, "Tranx: A transition-based neural abstract syntax parser for semantic parsing and code generation," in *Proceedings of the Conference on Empirical Methods in Natural Language Processing (Demo Track)*, 2018.
- [19] J. Li, Y. Li, G. Li, Z. Jin, Y. Hao, and X. Hu, "Skocoder: A sketch-based approach for automatic code generation," *arXiv preprint arXiv:2302.06144*, 2023.
- [20] J. P. Inala, C. Wang, M. Yang, A. Codas, M. Encarnación, S. Lahiri, M. Musuvathi, and J. Gao, "Fault-aware neural code rankers," *Advances in Neural Information Processing Systems*, vol. 35, pp. 13419–13432, 2022.
- [21] Z. Zhao, E. Wallace, S. Feng, D. Klein, and S. Singh, "Calibrate before use: Improving few-shot performance of language models," in *International Conference on Machine Learning*. PMLR, 2021, pp. 12 697–12 706.
- [22] A. Radford, K. Narasimhan, T. Salimans, I. Sutskever *et al.*, "Improving language understanding by generative pre-training," 2018.
- [23] T. Brown, B. Mann, N. Ryder, M. Subbiah, J. D. Kaplan, P. Dhariwal, A. Neelakantan, P. Shyam, G. Sastry, A. Askell *et al.*, "Language models are few-shot learners," *Advances in neural information processing systems*, vol. 33, pp. 1877–1901, 2020.
- [24] Y. Li, D. Choi, J. Chung, N. Kushman, J. Schrittwieser, R. Leblond, T. Eccles, J. Keeling, F. Gimeno, A. Dal Lago *et al.*, "Competition-level code generation with alphacode," *Science*, vol. 378, no. 6624, pp. 1092–1097, 2022.
- [25] F. Shi, D. Fried, M. Ghazvininejad, L. Zettlemoyer, and S. I. Wang, "Natural language to code translation with execution," in *Proceedings of the 2022 Conference on Empirical Methods in Natural Language Processing*. Abu Dhabi, United Arab Emirates: Association for Computational Linguistics, Dec. 2022, pp. 3533–3546. [Online]. Available: <https://aclanthology.org/2022.emnlp-main.231>
- [26] A. Ni, S. Iyer, D. Radev, V. Stoyanov, W.-t. Yih, S. I. Wang, and X. V. Lin, "Lever: Learning to verify language-to-code generation with execution," *arXiv preprint arXiv:2302.08468*, 2023.