

# How to Index Item IDs for Recommendation Foundation Models

Wenyue Hua  
Rutgers University  
New Brunswick, NJ, US  
wenyue.hua@rutgers.edu

Shuyuan Xu  
Rutgers University  
New Brunswick, NJ, US  
shuyuan.xu@rutgers.edu

Yingqiang Ge  
Rutgers University  
New Brunswick, NJ, US  
yingqiang.ge@rutgers.edu

Yongfeng Zhang  
Rutgers University  
New Brunswick, NJ, US  
yongfeng.zhang@rutgers.edu

## ABSTRACT

Recommendation foundation model utilizes large language models (LLM) for recommendation by converting recommendation tasks into natural language tasks. It enables generative recommendation which directly generates the item(s) to recommend rather than calculating a ranking score for each and every candidate item in traditional recommendation models, simplifying the recommendation pipeline from multi-stage filtering to single-stage filtering. To avoid generating excessively long text and hallucinated recommendation when deciding which item(s) to recommend, creating LLM-compatible item IDs to uniquely identify each item is essential for recommendation foundation models. In this study, we systematically examine the item indexing problem for recommendation foundation models, using P5 as the representative backbone model and replicating its results with various indexing methods. To emphasize the importance of item indexing, we first discuss the issues of several trivial item indexing methods, such as independent indexing, title indexing, and random indexing. We then propose four simple yet effective solutions, including sequential indexing, collaborative indexing, semantic (content-based) indexing, and hybrid indexing. Our reproducibility study of P5 highlights the significant influence of item indexing methods on the model performance, and our results on real-world datasets validate the effectiveness of our proposed solutions.

## CCS CONCEPTS

• **Information systems** → *Recommender systems*; • **Computing methodologies** → *Machine learning*; *Natural language processing*.

## KEYWORDS

Foundational Model; Recommender System; Item Indexing

## 1 INTRODUCTION

Foundation Models such as Large Language Models (LLMs) [5, 6, 29] have significantly impacted research areas such as natural language processing (NLP) and computer vision (CV) [20], and have been applied to various recommender system (RS) tasks. Recent research such as P5 [10] and M6Rec [8] leverage the advantages of pre-trained LLMs for recommendation: they incorporate rich user behavior and knowledge information into pre-training and benefit from the strong learning ability of large foundation models for recommendation. Pre-trained LLMs also have improved reasoning ability [13] to infer user interests based on the context. Therefore, these models aim to utilize LLMs pre-trained on extensive natural language corpora for RS by transforming recommendation tasks into language generation tasks, enabling generative recommendation.

Since item description may include a large number of words (e.g., a product title/description could include tens/hundreds of

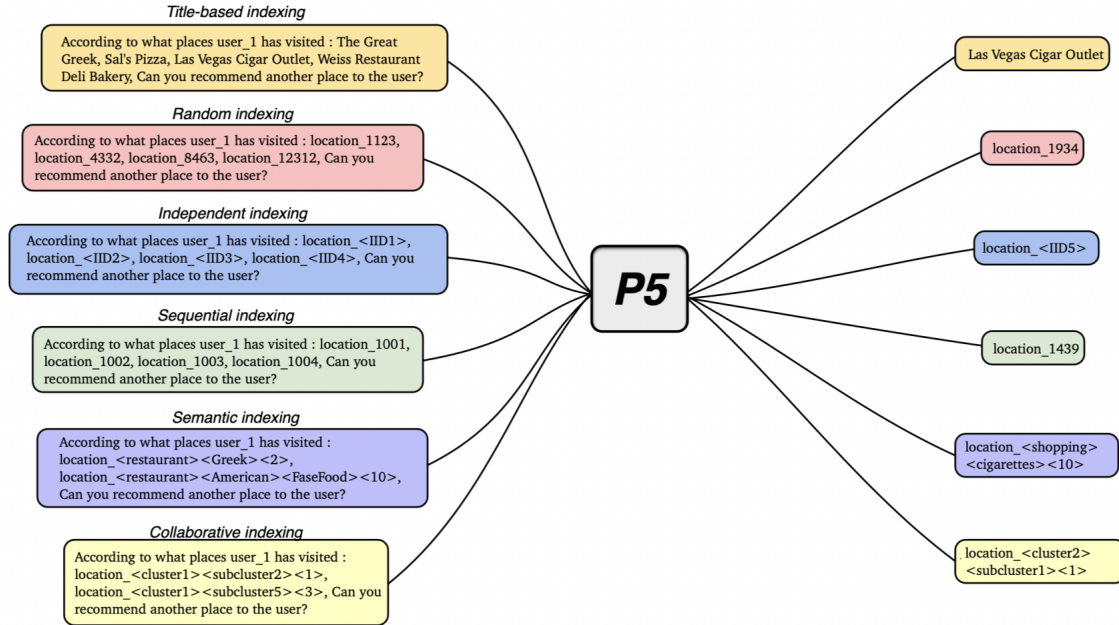
words and a news article could include thousands of words), we can hardly expect an LLM to generate the complete and exact item description when deciding which item(s) to recommend, because the generated text may not even correspond to a real existing item in the item database, leading to the hallucination problem [9, 19] in LLM-based recommendation. As a result, it is important to assign a unique ID to each item so that each item is represented by a small amount of tokens while being distinguishable from each other. For example, a business location in Yelp may be assigned the ID “location\_4332” and be further represented as a sequence of tokens such as (location)\\_⟨43⟩⟨32⟩ [10], as shown in Figure 1.

However, assigning LLM-compatible IDs to items is not a trivial task. First, there could be a huge amount of or even infinite items while each item should be assigned a unique ID so that items are distinguishable from each other for the foundation model. Second, item IDs should be compatible with natural language so that IDs can be integrated into natural language instructions for the pre-training, fine-tuning and prompting of LLMs. Third, trivial item indexing methods such as random indexing may not help and may even hurt the recommendation foundation models since they may mistakenly assign related IDs to unrelated items, misleading the training and prompting of LLMs. As a result, a comprehensive examination for LLM-oriented item indexing is needed, which enables the seamless adaptation of recommendation tasks to be compatible with LLMs, harnessing the potential of LLMs for recommendation.

Motivated by the above reasons, this paper concentrates on the item indexing problem for recommendation foundation models: how to assign a unique ID (i.e., token sequence) for each item. We study the issue by replicating the P5 model [10], a representative LLM for RS (LLM4RS) model. P5 employs pre-training over foundation models and converts recommendation tasks into natural language sentences based on personalized prompts. We first replicate three trivial indexing methods and show their limitations, some of which were employed in previous models: Independent Indexing (IID), Title Indexing (TID), and Random Indexing (RID). Based on the analysis, we further explore four novel indexing techniques: Sequential Indexing (SID), Collaborative Indexing (CID), Semantic (content-based) Indexing (SemID), and Hybrid Indexing (HID). Examples of the different indexing methods are shown in Figure 1. We showcase their performances on three widely-used datasets (Amazon Beauty, Amazon Sports, Yelp) and provide insights about the performance of different item indexing methods for recommendation foundation models.

## 2 RELATED WORK

Many traditional recommendation models use a matching-based paradigm for recommendation [1, 15, 35]. This includes both user-item direct matching models and sequential-based matching models. More specifically, user-item direct matching models project users



**Figure 1: Study of various item indexing methods under the P5 framework.**

and items into a shared embedding space by learning the user and item vector representations, and then estimate a user’s preference for an item by calculating the similarity between their embedding vectors, where the similar function can be either manually defined function such as dot-product [17, 22, 34, 37, 40] or machine-learned function such as a neural network [2, 4, 32, 33]. Sequential-based matching methods usually encode a user’s interaction history into a vector using a sequential model first and then make recommendations by matching the vector with the vector embeddings of candidate items [3, 12, 14, 16, 27, 31]. Both methods involve the calculation of ranking scores for each and every candidate item, making the matching and sorting process time consuming when the item pool is very large [39]. As a result, industrial recommender systems usually have to use the multi-stage (usually two-stage) filtering pipeline [7], where simple and efficient filtering methods are used at early stages while meticulously designed filtering methods are used at later stages where candidate items are fewer.

Recently, there have been multiple attempts to pre-train foundational models for generative recommendation, which spare the expensive one-by-one candidate item matching process and instead directly generate the item to recommend. For example, P5 [10] unifies diverse recommendation tasks as natural language generation tasks within a sequence-to-sequence generation framework. Recommendation data such as user-item interactions, user descriptions, item metadata, and user reviews are converted to a common format—natural language sequences—using multiple personalized prompt templates. Each user or item is represented by a unique sequence of tokens that serves as the user or item ID. M6Rec [8] converts various recommendation tasks, such as content supply, delivery, and presentation, into natural language understanding or generation tasks. Input prompts incorporate user attributes, past behaviors, and detailed item descriptions provided by sellers. Users and items

are represented by their attributes and descriptions instead of indices. To avoid heavy computation during online processing due to the large amount of text involved, descriptions for each user and item are pre-computed as embeddings. LMRecSys [38] converts item-based recommendation tasks to text-based cloze tasks. The model is tested on the MovieLens-1M dataset<sup>1</sup> [11], which includes movies that pre-trained LLMs may have encountered in web text. Items are represented by their titles that function as indices. Users have no specific indices and are represented by their user-item interactions. This indexing method negatively affects the model performance as reported in the original paper: LLMs are not only ineffective for inferring the probability distribution of a multi-token span, but also the linguistic bias contained in titles may mislead the model as the title could contain little information about the content of the movie.

The three models use different methods to index items: P5 uses number tokens, M6Rec uses metadata-based embeddings, and LMRecSys uses item titles. This paper replicates P5 using these item indexing methods under the LLM-based generative recommendation framework, which compares the effectiveness of different indexing methods, sheds light on the relationship between item indexing and foundation model pre-training, and also provides insights about which item indexing methods are most suitable for pre-training recommendation foundation models.

## 3 PRELIMINARIES AND PRECEDING STUDY

### 3.1 Introduction of P5

This paper studies the indexing problem based on P5 [10]. P5 is a representative recommendation foundation model which enhances the generalization capabilities of existing recommender systems

<sup>1</sup><https://grouplens.org/datasets/movielens/>

by integrating various tasks and personalized instruction prompts to pre-train a foundation model for recommendation. These tasks include sequential recommendation, rating prediction, explanation generation, review summarization, and direct recommendation. P5 is trained using input-target pairs of texts generated from a collection of prompt templates featuring personalized fields for distinct users and items. In this study, we focus on the sequential recommendation task since it explicitly relies on the item interactions presented in the prompt, making it highly likely to be impacted by different indexing methods. Figure 1 illustrates the input-output format of P5 for sequential recommendations employing various indexing techniques in a single data point from Yelp.

### 3.2 The Angle Bracket Notation

In this paper, we need to introduce Out-of-vocabulary (OOV) tokens to construct item indices in some indexing methods, these tokens are also noted as independent extra tokens, which are tokens that are not part of the normal vocabulary of the language model. In our case, they are tokens that do not exist in the default T5 vocabulary [25]. To distinguish the newly created OOV tokens from existent tokens, we use angle brackets “ $\langle \rangle$ ” to represent the newly created OOV token, and use text without “ $\langle \rangle$ ” to represent an existent token in the default tokenizer. All OOV tokens are randomly initialized in the model and thus the text enclosed in “ $\langle \rangle$ ” does not influence the existent token embedding. The text within angle brackets “ $\langle \rangle$ ” could be words or numbers, but no matter which case, the text within angle brackets only functions to distinguish different OOV tokens and it is irrelevant to the existent tokens. For example,  $\langle$ restaurant $\rangle$   $\langle$ Greek $\rangle$   $\langle$ 2 $\rangle$  is the index for an item in Yelp which consists of three different OOV tokens, where  $\langle$ restaurant $\rangle$  is a different token from the plain English word “restaurant”, and  $\langle$ 2 $\rangle$  is a different token from the number “2”. When we need to use the existent plain word tokens, we will use them without the angle brackets, such as “restaurant” and “2”.

### 3.3 Data Format and Preprocessing

The replication is conducted on Amazon Sports & Outdoors, Amazon Beauty, and the Yelp dataset. The Amazon datasets [24]<sup>2</sup> are sourced from Amazon.com for product recommendations, while the Yelp dataset<sup>3</sup> provides a collection of user ratings and reviews for business recommendation. We utilize transaction records from January 1, 2019 to December 31, 2019, as in the original P5 paper [10]. The detailed statistics for these datasets can be found in the table below:

	#User	#Item	#Interactions	Sparsity(%)
Sports	35,598	18,357	296,337	0.0453
Beauty	22,363	12,101	198,502	0.0734
Yelp	30,431	20,033	316,354	0.0519

**Table 1: Basic statistics of datasets**

These datasets organize user-item interactions by individual users. We split the datasets into training, validation, and testing by

<sup>2</sup>[https://cseweb.ucsd.edu/~jmcauley/datasets/amazon\\_v2/](https://cseweb.ucsd.edu/~jmcauley/datasets/amazon_v2/)

<sup>3</sup><https://www.yelp.com/dataset>

the frequently used leave-one-out setting: for each user’s interaction sequence, we put the second-to-last item into the validation set, put the last item into the testing set, and put all other items of the sequence into the training set. For example, suppose the interaction sequence of user $_i$  is  $\{item_{i,1}, item_{i,2}, item_{i,3}, \dots, item_{i,k-1}, item_{i,k}\}$ . Then the prediction of  $item_{i,k-1}$  based on the sequence  $\{item_{i,1}, item_{i,2}, item_{i,3}, \dots, item_{i,k-2}\}$  is used for validation and the prediction of  $item_{i,k}$  based on the sequence  $\{item_{i,1}, item_{i,2}, item_{i,3}, \dots, item_{i,k-1}\}$  is used for testing.

### 3.4 Motivating Analysis of Item Indexing

We motivate the exploration of indexing methods starting from three trivial indexing methods:

- Random Indexing (RID): Assigning each item with a random number as the item ID. The number is further tokenized into a sequence of sub-tokens based on the SentencePiece tokenizer [26], as did in P5 [10]. For example, a Yelp item is randomly assigned the number “4332”, and “4332” is represented as a sequence of tokens “43”“32”.
- Title Indexing (TID): Using the item title to represent the item which is also tokenized by SentencePiece [26]. For example, the Yelp item “Las Vegas Cigar Outlet” is represented as a sequence of tokens “Las”“Vegas”“Ci”“gar”“Outlet”.
- Independent Indexing (IID): Creating an independent OOV extra token that needs to be learned for each item. For example, a Yelp item is represented as  $\langle$ IID5 $\rangle$  which is an independent extra token specifically allocated for this item. In the rest of the paper, tokens created for IID will always start with the letters “IID”.

RID generates random indices, leading to potential overlaps between unrelated items after tokenization. For example, two items “4332” and “4389” would be tokenized into “43”“32” and “43”“89”, respectively, which means that they always share the same sub-token “43” even though the two items may be totally unrelated with each other. This unintended overlap may establish arbitrary relationships among items, introducing unwanted bias to model training. As the overlaps stem from the index structure, they are impossible to eliminate no matter how the model learns from data. Consequently, RID is considered an unfavorable method.

TID makes the task more challenging since the model needs to memorize and generate lengthy item titles. Besides, certain words or expressions in the title could be unrelated to the real content of the item, also, very different items may share overlapping tokens in their title, and thus semantics derived from the titles may introduce strong linguistic biases [38]. For example, the movies “The Lord of the Rings” and “The Lord of War” share many tokens in their titles (“the”, “lord”, “of”), but they are two very different movies: the former is an epic fantasy, while the later is a crime drama. As a result, using title as ID may encode misleading semantics into the generation process, similar as the problem of random indexing.

IID uses single-token indices for items without assuming any prior information about the items, making the item representations easier for language models to learn compared to RID and TID. Though better than RID and TID, it still has limited recommendation performance due to considering all items independent from each other when creating item IDs.

Method	Amazon Sports				Amazon Beauty				Yelp			
	HR@5	NCDG@5	HR@10	NCDG@10	HR@5	NCDG@5	HR@10	NCDG@10	HR@5	NCDG@5	HR@10	NCDG@10
SASRec	0.0233	<u>0.0154</u>	0.0350	0.0192	0.0387	<u>0.0249</u>	0.0605	0.0318	0.0170	0.0110	0.0284	0.0147
S <sup>3</sup> -Rec	<u>0.0251</u>	<b>0.0161</b>	<u>0.0385</u>	<b>0.0204</b>	<u>0.0387</u>	0.0244	<b>0.0647</b>	<u>0.0327</u>	0.0201	0.0123	<u>0.0341</u>	0.0168
RID	0.0208	0.0122	0.0288	0.0153	0.0213	0.0178	0.0479	0.0277	<u>0.0225</u>	<b>0.0159</b>	0.0329	<u>0.0193</u>
TID	0.0000	0.0000	0.0000	0.0000	0.0182	0.0132	0.0432	0.0254	0.0058	0.0040	0.0086	0.0049
IID	<b>0.0268</b>	0.0151	<b>0.0386</b>	<u>0.0195</u>	<b>0.0394</b>	<b>0.0268</b>	<u>0.0615</u>	<b>0.0341</b>	<b>0.0232</b>	<u>0.0146</u>	<b>0.0393</b>	<b>0.0197</b>

**Table 2: Performances of the trivial indexing methods for P5 as well as the baselines. The numbers in bold represent the best results, while the numbers with a wave represent the second-best results. The results for RID and TID are significantly worse on Sports and Beauty, with a  $p$ -value  $< 0.05$  under the paired Student’s t-test protocol.**

The aforementioned analysis implies that none of the three methods is optimal. To validate this, we provide experimental results to show their suboptimal performance. We evaluate the three indexing methods against two strong and widely-used baselines: SASRec [16] and S<sup>3</sup>-Rec [41]. Results are shown in Table 2, where the best result for each metric is highlighted in bold and the second-best result is underlined with wavy lines. Based on Table 2, RID and TID underperform relative to the baselines, while IID offers minor gains at the cost of introducing more learnable tokens because each item is considered as an independent new token. As a result, these indexing methods are considered suboptimal and we will further explore nontrivial indexing methods in the next section.

#### 4 NONTRIVIAL INDEXING METHODS

Based on the above analysis, an optimal item indexing method should meet two criteria to enable an effective learning process:

- (1) Maintaining a suitable length to mitigate the text generation difficulty.
- (2) Integrating proper prior information to item index structure to ensure that similar items share a maximum number of tokens while remaining distinguishable, and dissimilar items share minimal tokens.

To achieve these objectives, we introduce and explore four indexing methods of increasing complexity: Sequential Indexing (SID), Collaborative Indexing (CID), Semantic (content-based) Indexing (SemID), and Hybrid Indexing (HID). SID and CID leverage collaborative information, enabling co-occurring items to share tokens. SemID employs metadata in natural language, allowing semantically similar items to share tokens. HID combines multiple indexing methods, seeking to capitalize on the strengths of each approach in order to generate optimal indices. In the following subsections, we will provide details of the four indexing methods.

##### 4.1 Sequential Indexing

Sequential indexing is a straightforward method to leverage collaborative information for item indexing. Items interacted consecutively by a user are assigned consecutive numerical indices, reflecting their co-occurrence. Take Table 3 as an example, items are assigned with IDs consecutively starting from the first user and all the way to the last user. If an item has already been indexed in previous users’ interaction sequence, such as item 1001 in User 2’s sequence (and all other squared items in the table), then the item’s already assigned ID will be used, otherwise, an incremental new ID will be

created and assigned to the item. Notice that the item indexing process only depends on the training sequences, while the validate and testing items do not participate in the indexing process. After the indexing process is finished, then the validation and testing items are assigned the corresponding IDs that have already been established during the indexing process. Upon tokenization based on the SentencePiece tokenizer [26], an ID such as “1001” will be tokenized into “100”“1”, while “1002” will be tokenized into “100”“2”, resulting in the shared token “100” for these two consecutive items. This gives us encoding similarity between those items that co-appear in at least one user’s sequence. As a result, this simple sequential indexing method is able to capture collaborative information on some occasions.

One minor note is that we initiate item index enumeration at 1001. We initiate at 1001 instead of 1 for two reasons: 1) the SentencePiece tokenizer does not tokenize some numbers smaller than or equal to 1000 into multiple sub-tokens, such as the number 12, and thus items assigned with these small numbers will be completely independent of each other, and 2) after tokenization, smaller numbers could become complete subsets of larger tokenized numbers, e.g., ID “12” can be a subset of ID “12”“34”, which may enforce false correlation between items.

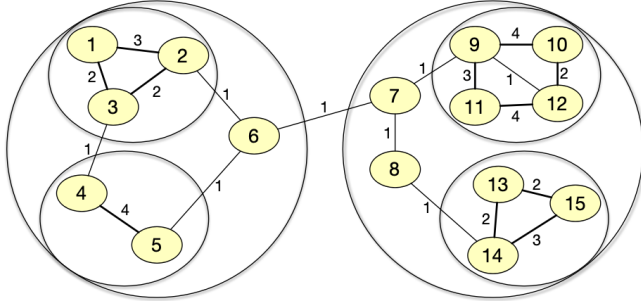
Nevertheless, sequential indexing also has limitations: 1) Adjacent items not interacted together by the same user may erroneously share tokens; for instance, the last item of User 2 is indexed as 1014 (tokenized as “10”“14”) and the first item of User 3 is indexed as 1015 (tokenized as “10”“15”), then the token “10” will be shared despite a lack of co-occurrence between the two items, 2) it cannot capture similarities based on the frequency of co-occurrence; for example, suppose items 1001 and 1002 co-occur once while items 1002 and 1003 co-occur ten times, both pairs will still share only one token, failing to convey frequency information, and 3) user ordering in the training data affects the results; for example, if we exchange the rows of User 1 and User 2 in Table 3, then the indexing result would be different. Although sequential indexing has its shortcomings, it can still yield relatively favorable results that are close to, or even surpass, the baselines.

##### 4.2 Collaborative Indexing

Sequential Indexing is a preliminary method for integrating collaborative information into item indexing. To effectively capture the essence of collaborative filtering, we explore the Collaborative Indexing (CID) approach, which employs spectral clustering based on Spectral Matrix Factorization (SMF) [23, 30] to generate

	Training Sequence									Validation	Testing	
User 1	1001	1002	1003	1004	1005	1006	1007	1008	1009	1018	1019	
User 2	1010	1011	1001	1012	1008	1009	1013	1014		1022	1023	
User 3	1015	1016	1017	1007	1018	1019	1020	1021	1009	1015	1016	
User 4	1022	1023	1005	1002	1006		1024			1002	1008	
User 5	1025	1026	1027	1028	1029	1030	1024	1020	1021	1031	1033	1034

**Table 3: An illustration of Sequential Indexing method. Numbers in boxes represent previously indexed items.**



**(a) Recursive spectral clustering on item co-appearance graph**

	1	2	3	4	5	6	...
1	0	3	2	0	0	0	...
2	3	0	2	0	0	1	...
3	2	2	0	1	0	0	...
4	0	0	1	0	4	0	...
5	0	0	0	4	0	1	...
6	0	1	0	0	1	0	...
⋮	⋮	⋮	⋮	⋮	⋮	⋮	⋮

**(b) Adjacency matrix**

	1	2	3	4	5	6	...
1	5	-3	-2	0	0	0	...
2	-3	6	-2	0	0	-1	...
3	-2	-2	6	-1	0	0	...
4	0	0	1	5	-4	0	...
5	0	0	0	-4	5	-1	...
6	0	1	0	0	-1	2	...
⋮	⋮	⋮	⋮	⋮	⋮	⋮	⋮

**(c) Laplacian matrix**

**Figure 2: Illustration of spectral clustering on the item co-appearance graph based on spectral matrix factorization**

item indices. This method is based on the premise that items with more frequent co-occurrence are more similar and should share more overlapping tokens in index construction. The core concept involves constructing a co-occurrence graph for all items based on the training dataset and using spectral clustering to group items into clusters, ensuring that items within the same cluster share tokens when constructing indices.

**4.2.1 Spectral Clustering based on Spectral Matrix Factorization.** To elaborate, we create a graph based on the training set, as exemplified in Figure 2(a): each item serves as a node, edges between two items represent their co-occurrence (i.e., two items co-appear in a user’s interaction sequence), and the edge weights indicate the frequency of co-occurrence (i.e., the number of user interaction sequences in which two items co-appear). The adjacency matrix corresponding to the graph (Figure 2(b)) indicates the similarity between items in terms of co-appearance frequency, and the Laplacian matrix corresponding to the graph (Figure 2(c)) can be factorized to enable spectral clustering [23, 30]. The spectral clustering process groups items into clusters so that items sharing more co-appearance similarity are grouped into the same cluster; each cluster can be further grouped into finer-grained clusters by recursively applying the spectral clustering process within the big cluster, resulting in hierarchical levels of clusters, as shown in Figure 2(a).

More specifically, spectral clustering leverages the eigenvectors of the Laplacian matrix to group nodes into clusters [23, 30]. It ensures that items within the same cluster have a higher degree of similarity while items in different clusters exhibit lower similarity. We use the standard spectral clustering implementation in the Python scikit-learn package<sup>4</sup>. We do not expand too many details of the spectral clustering algorithm since it is considered a textbook-level algorithm for data analysis [18]. However, we do

want to discuss the two important parameters that are used to control the recursive clustering process: 1)  $N$ : we divide the items into  $N$  clusters at each level of the clustering, and 2)  $k$ : the maximum number of items allowed in the final cluster, which serves as the stopping criterion of the recursive clustering process, i.e., when a cluster contains at most  $k$  items, we will not further reduce its size.

Finally, the clustering result can be formulated into a hierarchical tree structure, as shown in Figure 3. In this figure, each non-leaf node (large yellow nodes in the graph) represents the clusters created at the corresponding level, and each leaf node (small blue nodes) represents an item in the corresponding final cluster. In the next subsection, we will introduce how to create item IDs based on the hierarchical tree structure.

**4.2.2 Item Indexing based on the Spectral Clustering Tree.** As mentioned above, the recursive clustering process generates a tree structure for the clusters and items, as shown in Figure 3 using  $N = 4$  and  $k = 20$  as an example, which means that each iteration of spectral clustering divides items into 4 clusters, and the process is recursively applied on each cluster until the cluster size is smaller than or equal to 20. Each non-leaf node (large yellow node) represents a cluster while all items present as leaf nodes (small blue nodes) under the final cluster. Note that since the maximum number of items allowed in the final cluster is  $k$ , it means that we only need at most  $k$  independent extra tokens to distinguish the items within the same final cluster (i.e., the small blue nodes under the same yellow node is at most  $k$ ). As a result, we introduce  $k$  independent extra tokens into the vocabulary, noted as  $\langle 0 \rangle, \langle 1 \rangle, \langle 2 \rangle, \dots, \langle k - 1 \rangle$ .

We first assign tokens to the non-leaf nodes. The non-leaf nodes are enumerated level by level across the whole tree using the  $k$  independent tokens beginning from  $\langle 0 \rangle$  to  $\langle k - 1 \rangle$ , as shown in Figure 3. Once all  $k$  tokens are used, we simply restart from  $\langle 0 \rangle$ . As mentioned before, each parent cluster node has  $N$  children cluster nodes. However, if  $N > k$ , then we would not have enough tokens to distinguish the different children under the same parent node. As

<sup>4</sup><https://scikit-learn.org/stable/modules/generated/sklearn.cluster.SpectralClustering.html>

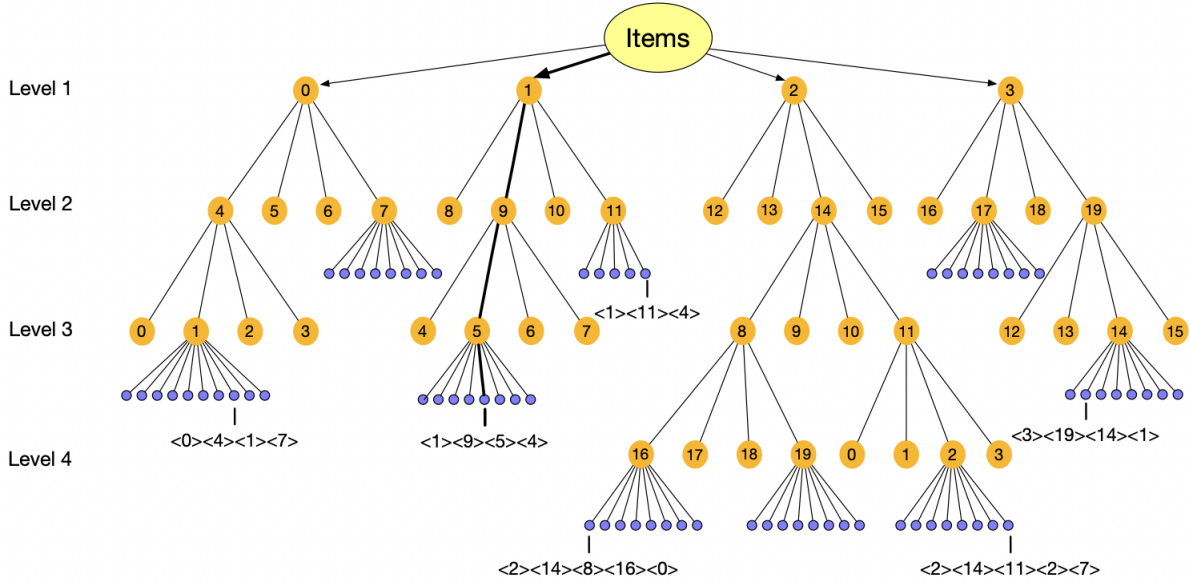


Figure 3: Collaborative indexing based on the spectral clustering tree ( $N = 4$ ,  $k = 20$ ).

as a result, we require  $N \leq k$  for collaborative indexing. Together with the level-by-level token assignment process, this can guarantee that different children nodes under the same parent node are assigned different tokens.

We then assign tokens to leaf nodes (small blue nodes), where each leaf node is an item. This is rather straightforward: for each final cluster, we assign each of its children item node with an independent extra token, beginning from  $\langle 0 \rangle$  and on-wards. Since the clustering process ensures that each final cluster contains at most  $k$  items, so the  $k$  independent extra tokens are enough to distinguish different items under the same final cluster.

Finally, the ID of an item is the concatenation of its non-leaf ancestor nodes' tokens and its own leaf node token. For example, the item under the bolded path in Figure 3 is indexed as  $\langle 1 \rangle \langle 9 \rangle \langle 5 \rangle \langle 4 \rangle$ . This indexing process guarantees that any two items within the same final cluster will share tokens until their own token within the final cluster, which means that the more frequently two items co-occur, the more tokens they will share, well leveraging the collaborative information hidden in user behavior sequences.

### 4.3 Semantic (Content-based) Indexing

Semantic (content-based) Indexing (SemID) utilizes item metadata to construct IDs for items. As shown in Figure 4, items' categories form a hierarchical structure [42], with each non-leaf node (large yellow node) representing a category and each leaf node (small blue node) representing an item. Each non-leaf node is assigned an independent extra token, and each leaf node receives a unique extra token under its parent node. To create an item index, the tokens of non-leaf nodes and leaf nodes are concatenated along the path from root to leaf. Take the bolded path in Figure 4 as an example, the item's categories range from coarse to fine-grained as  $\langle \text{Makeup} \rangle$ ,  $\langle \text{Lips} \rangle$ ,  $\langle \text{Lip\_Linners} \rangle$ , and its leaf node token is  $\langle 5 \rangle$ , which differentiates this item from other items under the Lip Liners category, then the item would be indexed as  $\langle \text{Makeup} \rangle \langle \text{Lips} \rangle \langle \text{Lip\_Linners} \rangle \langle 5 \rangle$ .

### 4.4 Hybrid Indexing

Hybrid Indexing (HID) is not a single specific indexing method but rather a category of methods. It concatenates multiple indices introduced above into one index, such as SID+IID, CID+IID, SemID+IID, SemID+CID, and others. This approach aims to leverage the advantages of different indexing techniques to produce better indices. In this paper we implement four combinations and here are the details:

For **SID+IID**: we append an independent extra token at the end of the sequential ID for each item. Suppose the SID of an item after tokenization is "10" "18", and its IID index is  $\langle \text{IID}982 \rangle$ , then the HID index will be "10" "18"  $\langle \text{IID}982 \rangle$ . Thus it contains some item co-appearance information from SID and meanwhile ensure the item distinction through IID.

For CID and SemID, before we concatenate them with IID, we first remove the last token (the leaf node token) from them since the last token simply functions to differentiate an item from others under the same parent non-leaf node. For **CID+IID**: suppose an item's CID is  $\langle 1 \rangle \langle 9 \rangle \langle 5 \rangle \langle 4 \rangle$ , and its IID is  $\langle \text{IID}28 \rangle$ , then the item's HID would be  $\langle 1 \rangle \langle 9 \rangle \langle 5 \rangle \langle \text{IID}28 \rangle$ . For **SemID+IID**: suppose an item's SemID is  $\langle \text{Makeup} \rangle \langle \text{Lips} \rangle \langle \text{Lip\_Linners} \rangle \langle 5 \rangle$ , and its IID is  $\langle \text{IID}1023 \rangle$ , then the HID is  $\langle \text{Makeup} \rangle \langle \text{Lips} \rangle \langle \text{Lip\_Linners} \rangle \langle \text{IID}1023 \rangle$ . The final index incorporates both collaborative information from CID (or metadata content information in SID), and a special IID token that differentiates the item from all others, ensuring item distinction while preserving the advantages of the CID (or SID).

For **SemID+CID**: we concatenate the SemID and CID in either order, hoping to combine both metadata content information and collaborative information. Since both SemID and CID contain leaf node tokens to distinguish items under one parent node, we only need to retain one of them, e.g., we retain the CID leaf node token. Suppose the SemID is  $\langle \text{Makeup} \rangle \langle \text{Lips} \rangle \langle \text{Lip\_Linners} \rangle \langle 5 \rangle$  and the CID is  $\langle 1 \rangle \langle 9 \rangle \langle 5 \rangle \langle 4 \rangle$ . If we put SemID first, the final HID index

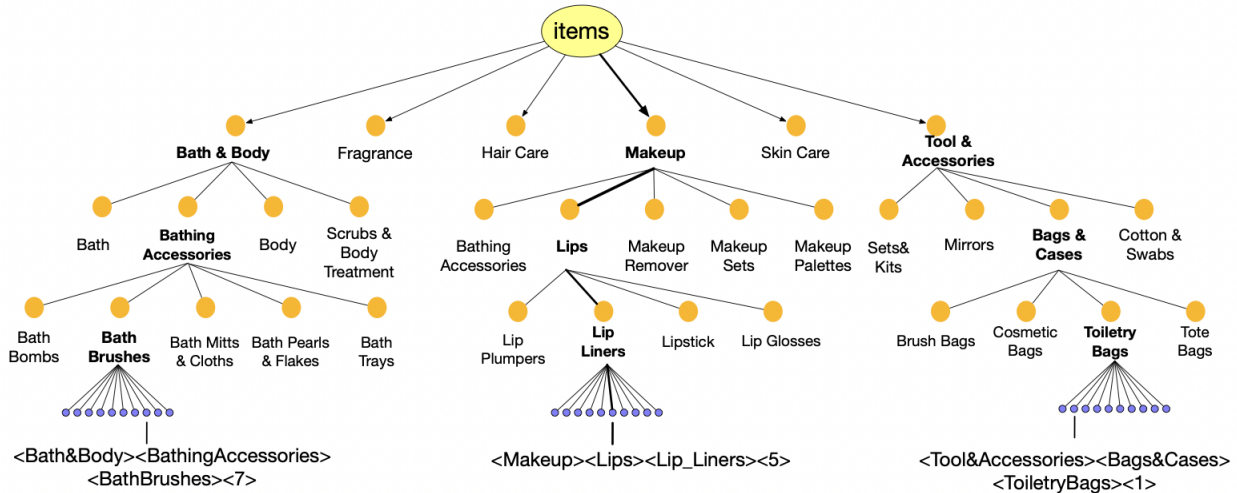


Figure 4: An example of semantic indexing

is  $\langle \text{Makeup} \rangle \langle \text{Lips} \rangle \langle \text{Lip\_Liners} \rangle \langle 1 \rangle \langle 9 \rangle \langle 5 \rangle \langle 4 \rangle$ ; otherwise, the HID index is  $\langle 1 \rangle \langle 9 \rangle \langle 5 \rangle \langle 4 \rangle \langle \text{Makeup} \rangle \langle \text{Lips} \rangle \langle \text{Lip\_Liners} \rangle$ .

In the following experiments, we will evaluate and compare the various different HIDs.

## 5 EXPERIMENTS

### 5.1 Dataset and Baselines

The datasets and their pre-processing methods have been introduced in Section 3.3. In this section, we introduce the baselines. We apply the various item indexing methods into the P5 framework [10] for sequential recommendation and compare with several representative sequential recommendation methods as baselines: **Caser** [28]: This approach treats sequential recommendation as a Markov Chain and utilizes convolutional neural network to model user interests. **HGN** [21]: This approach leverages hierarchical gating networks to learn user behaviors from both long-term and short-term perspectives. **GRU4Rec** [14]: Originally proposed for session-based recommendation, this approach employs GRU to model the user click history sequence. **BERT4Rec** [27]: This approach mimics BERT-style masked language modeling, learning a bidirectional representation for sequential recommendation. **FDSA** [36]: Focusing on feature transition patterns, this approach models the feature sequence with a self-attention module. **SASRec** [16]: Adopting a self-attention mechanism in a sequential recommendation model, this approach reconciles the properties of Markov Chains and RNN-based approaches. **S<sup>3</sup>-Rec** [41]: Leveraging self-supervised objectives on meta information of items, this approach helps the sequential recommendation model to better discover the correlations among different items and their attributes. For our comparison, we utilize the implementation of S<sup>3</sup>-Rec and its baselines<sup>5</sup>.

### 5.2 Implementation Details

Following the P5 framework [10], our implementation utilizes T5 as the backbone with T5-small pre-trained checkpoint [25]: there

are 6 layers for both encoder and decoder, the model dimensionality is 512 with 8-headed attention, and the number of parameters is 60.75 million. For tokenization, we use the default SentencePiece tokenizer [26] with a vocabulary size of 32,128 for parsing sub-word units. All independent extra tokens are not further tokenized. We use the same sequential recommendation prompts as P5 [10] to convert sequential information into texts. We pre-train P5 for 20 epochs using AdamW optimizer on two NVIDIA RTX A5000 GPUs with a batch size of 64, a peak learning rate of  $1e-3$ . We apply a warm-up strategy for the first 5% of all training steps to adjust the learning rate.

RID, TID, and SID do not involve creating OOV tokens since their item indices comprise tokens from the default T5 tokenizer, while IID, CID, SemID, and HID involve creating extra OOV tokens, extending the original vocabulary. All tokens used in these indexing methods, excluding TID, are randomly initialized rather than using T5’s pre-trained embeddings for initialization. This is due to our observation that the pre-trained T5’s a priori semantics about numbers adversely impact the learning of item semantics and the recommendation performance during experimentation. We use T5’s pre-trained token embeddings for initializing TID tokens since TID only involves plain word tokens.

### 5.3 Overall Results

The overall experimental results are presented in Table 4 with all baselines. The best result for each metric is highlighted in bold, while the second-best result is underlined with wavy lines. For each indexing method, if the result surpasses the best baseline result, it is emphasized by underlining with straight lines. In general, RID, TID and IID cannot beat the baseline results in most cases, while most of the advanced indexing methods (SID, CID, SemID and the Hybrid IDs) surpass the baseline results. A more detailed breakdown analysis is as follows.

In Table 4, the first block contains all the baseline results. The second block contains the basic indexing methods, where RID and TID consistently perform worse than baselines, while IID in general performs better. The third block contains three advanced indexing

<sup>5</sup><https://github.com/RUCAIBox/CIKM2020-S3Rec>

Method	Amazon Sports				Amazon Beauty				Yelp			
	HR@5	NCDG@5	HR@10	NCDG@10	HR@5	NCDG@5	HR@10	NCDG@10	HR@5	NCDG@5	HR@10	NCDG@10
Caser	0.0116	0.0072	0.0194	0.0097	0.0205	0.0131	0.0347	0.0176	0.015	0.0099	0.0263	0.0134
HGN	0.0189	0.0120	0.0313	0.0159	0.0325	0.0206	0.0512	0.0266	0.0186	0.0115	0.0326	0.159
GRU4Rec	0.0129	0.0086	0.0204	0.0110	0.0164	0.0099	0.0283	0.0137	0.0176	0.0110	0.0285	0.0145
BERT4Rec	0.0115	0.0075	0.0191	0.0099	0.0203	0.0124	0.0347	0.0170	0.0051	0.0033	0.0090	0.0090
FDSA	0.0182	0.0122	0.0288	0.0156	0.0267	0.0163	0.0407	0.0208	0.0158	0.0098	0.0276	0.0136
SASRec	0.0233	0.0154	0.0350	0.0192	0.0387	0.0249	0.0605	0.0318	0.0170	0.0110	0.0284	0.0147
S <sup>3</sup> -Rec	0.0251	0.0161	0.0385	0.0204	0.0387	0.0244	0.0647	0.0327	0.0201	0.0123	0.0341	0.0168
RID	0.0208	0.0122	0.0288	0.0153	0.0213	0.0178	0.0479	0.0277	<u>0.0225</u>	<u>0.0159</u>	<u>0.0329</u>	<u>0.0193</u>
TID	0.000	0.000	0.000	0.000	0.0182	0.0132	0.0432	0.0254	0.0058	0.0040	0.0086	0.0049
IID	<u>0.0268</u>	0.0151	<u>0.0386</u>	0.0195	<u>0.0394</u>	<u>0.0268</u>	0.0615	<u>0.0341</u>	<u>0.0232</u>	<u>0.0146</u>	<u>0.0393</u>	<u>0.0197</u>
SID	<u>0.0264</u>	<u>0.0186</u>	0.0358	<u>0.0216</u>	<u>0.0430</u>	<u>0.0288</u>	0.0602	<u>0.0368</u>	<b>0.0346</b>	<b>0.0242</b>	<b>0.0486</b>	<b>0.0287</b>
CID	<u>0.0313</u>	<u>0.0224</u>	<u>0.0431</u>	<u>0.0262</u>	<u>0.0489</u>	<u>0.0318</u>	<u>0.0680</u>	<u>0.0357</u>	<u>0.0261</u>	<u>0.0171</u>	<u>0.0428</u>	<u>0.0225</u>
SemID	<u>0.0274</u>	<u>0.0193</u>	<u>0.0406</u>	<u>0.0235</u>	<u>0.0433</u>	<u>0.0299</u>	<u>0.0652</u>	<u>0.0370</u>	<u>0.0202</u>	<u>0.0131</u>	<u>0.0324</u>	<u>0.0170</u>
SID+IID	0.0235	0.0161	0.0339	0.0195	<u>0.0420</u>	<u>0.0297</u>	0.0603	<u>0.0355</u>	<u>0.0329</u>	<u>0.0236</u>	<u>0.0465</u>	<u>0.0280</u>
CID+IID	<b>0.0321</b>	<b>0.0227</b>	<b>0.0456</b>	<b>0.0270</b>	<b>0.0512</b>	<b>0.0356</b>	<b>0.0732</b>	<b>0.0427</b>	<u>0.0287</u>	<u>0.0195</u>	<u>0.0468</u>	<u>0.0254</u>
SemID+IID	<u>0.0291</u>	<u>0.0196</u>	<u>0.0436</u>	<u>0.0242</u>	<u>0.0501</u>	<u>0.0344</u>	<u>0.0724</u>	<u>0.0411</u>	<u>0.0229</u>	<u>0.0150</u>	<u>0.0382</u>	<u>0.0199</u>
SemID+CID	0.0043	0.0031	0.0070	0.0039	0.0355	0.0248	0.0545	0.0310	0.0021	0.0016	0.0056	0.0029

**Table 4: Performance of all baseline results and all indexing methods under P5. Numbers in bold represent the best results, numbers with a wavy underline represent the second-best results, and numbers with a straight underline indicate that they are better than the best baseline result. Results better than baselines here have been tested to be significant under the paired Student’s t-test protocol with  $p$ -value  $< 0.05$ .**

methods. We can see that SID performs worse than CID and SemID on Amazon datasets but better on Yelp, while CID performs better than SemID across different datasets, indicating that constructing indices using collaborative information is more beneficial than using metadata, because CID can better capture item relationships from user behaviors by collaborative learning from the wisdom of the crowd, which could be more effective than only using items’ metadata. The fourth block in the table contains IID results with several different implementations: SID+IID, CID+IID, SemID+IID, and SemID+CID. CID+IID and SemID+IID perform much better than all other indexing methods while SID+IID and SemID+CID perform worse. In the following subsections, we will further analyze the results in the third and fourth blocks in detail based on more comprehensive experiments.

#### 5.4 Different Settings of Sequential Indexing

Table 4 shows that though simple in nature, SID can generate favorable results that are close to or surpass baselines. In Section 4.1, we explored the construction of SID and its limitations, specifically, the indexing result can be influenced by the user ordering, e.g., if we exchange the rows of User 1 and User 2 in Table 3, then the indexing result would be different. In this section, we present the results of SID using four different user orderings, which substantiate this claim and also suggest the most effective ordering to use:

- (1) **Time-Sensitive Ordering (TSO)**: Users are ordered chronologically in the original dataset based on their initial interaction with the platform. Subsequent interactions are documented

accordingly, and new records are created for previously unrecorded users upon their first interaction with the system. By sorting and processing interactions based on their timestamps, we ensure that users with earlier initial interactions are recorded first.

- (2) **Random Ordering (RO)**: Users are ordered randomly.
- (3) **Short-to-Long Ordering (S2LO)**: Users are organized according to their number of interactions, arranged in ascending order from the fewest to the most interactions.
- (4) **Long-to-Short Ordering (L2SO)**: Users are sorted in descending order from the most to the fewest interactions.

Table 5 presents the performance of the four settings. Our observations indicate that, in general, the relative performance is as follows: Time-Sensitive  $>$  {Long-to-Short, Short-to-Long}  $>$  Random. The observations imply that time plays an important role in sequential indexing: items that are interacted at similar times, even by different users, may be more similar to each other compared to items being interacted at vastly different times. As a result, items that occurred at similar times are more likely to be co-interacted by certain users. Thus, using the time-related information when ordering users is likely to improve the performance.

**Considering these observations, we recommend that future implementations of the simple SID method consider using the time-sensitive user ordering strategies to enhance performance.** Note that the original Amazon and Yelp datasets already used a time-sensitive ordering to arrange the users. As a result, to generate indices using SID, we simply need to incrementally index the items from the first user all the way to the last user.



Method	Amazon Sports				Amazon Beauty				Yelp			
	HR@5	NCDG@5	HR@10	NCDG@10	HR@5	NCDG@5	HR@10	NCDG@10	HR@5	NCDG@5	HR@10	NCDG@10
SASRec	0.0233	0.0154	0.0350	0.0192	0.0387	0.0249	0.0605	0.0318	0.0170	0.0110	0.0284	0.0147
S <sup>3</sup> -Rec	0.0251	0.0161	<u>0.0385</u>	0.0204	0.0387	0.0244	<b>0.0647</b>	0.0327	0.0201	0.0123	0.0341	0.0168
SID-TSO	<u>0.0264</u>	<u>0.0186</u>	0.0358	<u>0.0216</u>	<b>0.0430</b>	<b>0.0288</b>	<u>0.0602</u>	<b>0.0368</b>	<b>0.0346</b>	<b>0.0242</b>	<b>0.0486</b>	<b>0.0287</b>
SID-RO	0.0214	0.0150	0.0291	0.0175	0.0392	0.0257	0.0512	0.0335	0.0324	0.0219	0.0461	0.0263
SID-S2LO	<b>0.0304</b>	<b>0.0230</b>	<b>0.0395</b>	<b>0.0259</b>	0.0395	0.0259	0.0520	0.0337	<u>0.0335</u>	<u>0.0237</u>	0.0442	<u>0.0277</u>
SID-L2SO	0.0244	0.0176	0.0356	0.0209	<u>0.0409</u>	<u>0.0286</u>	0.0586	<u>0.0343</u>	0.0316	0.0215	<u>0.0472</u>	0.0265

Table 5: Different settings of Sequential Indexing for P5 compared with two baselines on three datasets. The numbers in bold represent the best results, while the numbers with a wave represent the second-best results. TSO results in Amazon Beauty and Yelp are tested to be significant with respect to other settings.

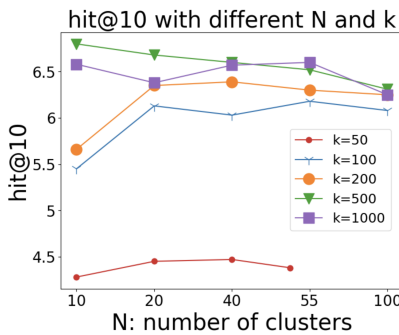


Figure 5: CID Beauty ablations on  $N$  (number of clusters at each level) and  $k$  (maximum number of items allowed in the final cluster).

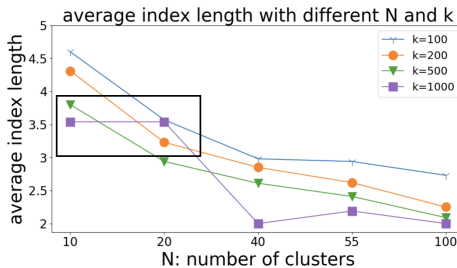


Figure 6: CID average length on Beauty.

## 5.5 Different Settings of Collaborative Indexing

CID involves two hyper-parameters:  $N$  and  $k$ , where  $N$  is the number of clusters at each level of the clustering, and  $k$  is the maximum number of items allowed in the final cluster. Varying these hyper-parameters results in different numbers of independent extra tokens and recommendation performances.

In Figure 5, we present  $\text{hit}@10$  results for various  $N$  and  $k$  value combinations on the Beauty dataset. When  $k = 50$ , the performance is below 4.5%, which is significantly lower than the baselines and some basic indexing methods. However, when  $k$  is greater than 100, the performances improve considerably. Furthermore, Table 6 shows  $\text{hit}@10$  results for multiple configurations with  $k \in \{200, 500, 1000\}$ ,  $N \in \{10, 20\}$  and on all three datasets. In these different settings, nearly all the CID results outperform the

Dataset	Sports	Beauty	Yelp			
SASRec	0.0350	0.0605	0.0284			
S <sup>3</sup> -Rec	0.0385	0.0647	0.0341			
	$N = 10$	$N = 20$	$N = 10$	$N = 20$	$N = 10$	$N = 20$
$k=200$	0.0302	0.0423	0.0566	0.0635	<u>0.0416</u>	<b>0.0428</b>
$k=500$	0.0400	<u>0.0431</u>	<b>0.0680</b>	<u>0.0668</u>	0.0388	0.0403
$k=1000$	<b>0.0435</b>	0.0416	0.0658	0.0638	0.0385	0.0388

Table 6: CID  $\text{hit}@10$  results under different parameters and datasets. Bold numbers are best results and under-wave numbers are second-best results. The highest scored settings in all datasets are tested to be significant with respect to other settings under the paired Student’s t-test with  $p$ -value  $< 0.05$ .

Dataset	Sports	Beauty	Yelp			
	$N = 10$	$N = 20$	$N = 10$	$N = 20$	$N = 10$	$N = 20$
$k=200$	4.25	3.35	4.31	3.23	<u>3.88</u>	<b>3.25</b>
$k=500$	3.66	<u>3.66</u>	<b>3.80</b>	<u>2.94</u>	3.57	2.91
$k=1000$	<b>3.31</b>	2.78	3.54	3.54	3.21	2.76

Table 7: Average ID lengths under different parameters. Bold numbers in this table correspond to the best results in Table 6 (i.e., bold numbers in Table 6).

baselines, indicating that CID is relatively easy to fine-tune with respect to its hyper-parameters.

Based on our observations, we can draw the following two conclusions: (1) Extremely small  $k$  values lead to suboptimal performance regardless of the chosen  $N$ . When  $k = 50$ , the performance is significantly below the baselines. This can be attributed to the limited expressiveness of a small number of new tokens, which cannot adequately capture the diversity of items. (2) Different  $k$  and  $N$  combinations yield varying ID lengths (i.e., the number of tokens in an ID). We compute the average ID length for each  $k$  and  $N$  hyper-parameter setting, and the results are shown in Figure 6 (for Beauty) and Table 7 (for all datasets). Combining Figure 5 and 6, as well as Table 6 and 7, we find that the optimal recommendation results are usually observed when the average ID length is between 3 and 4. For example, the squared points in Figure 6 shows all cases

Beauty > Skin Care > <b>Eyes</b> > Combinations	Beauty > Skin Care > Eyes > <b>Creams</b>
Beauty > Makeup > Makeup Remover > <b>Eyes</b>	Beauty > Makeup > Body > Moisturizers > <b>Creams</b>

**Table 8: Examples of non-tree structure categories in Amazon Beauty dataset.**

Method	Amazon Sports				Amazon Beauty				Yelp			
	HR@5	NCDG@5	HR@10	NCDG@10	HR@5	NCDG@5	HR@10	NCDG@10	HR@5	NCDG@5	HR@10	NCDG@10
SASRec	0.0233	0.0154	0.0350	0.0192	0.0387	0.0249	0.0605	0.0318	0.0170	0.0110	0.0284	0.0147
S <sup>3</sup> -Rec	0.0251	0.0161	0.0385	0.0204	0.0387	0.0244	0.0647	0.0327	<u>0.0201</u>	<u>0.0123</u>	<b>0.0341</b>	<u>0.0168</u>
SemID-non-tree	<b>0.0281</b>	<u>0.0192</u>	<b>0.0410</b>	<u>0.0233</u>	<u>0.0423</u>	<u>0.0288</u>	<u>0.0632</u>	<u>0.0354</u>	0.0028	0.0019	0.0050	0.0025
SemID-tree	<u>0.0274</u>	<b>0.0193</b>	<u>0.0406</u>	<b>0.0235</b>	<b>0.0433</b>	<b>0.0299</b>	<b>0.0652</b>	<b>0.0370</b>	<b>0.0202</b>	<b>0.0131</b>	<u>0.0324</u>	<b>0.0170</b>

**Table 9: SemID results under different settings. Bold numbers are best results and under-wave numbers are second-best. Tree setting results in Amazon Beauty and Yelp are tested to be significant with respect to non-tree setting.**

whose average ID length is between 3 and 4 for the Beauty dataset, and we can see that these points also correspond to the optimal performance on each line in Figure 5. Similarly, the best or second-best results in Table 6 also corresponds to 3~4 ID lengths in Table 7 for almost all cases.

Based on these observations, we recommend that future CID implementations use hyperparameters that generate an average ID length between 3 and 4. However, it is worth noting that different datasets may require slightly different lengths for optimal performance.

## 5.6 When will Semantic Indexing Work

SemID uses metadata to construct item indices. In our experiments, we observe that if the categories follow a hierarchical tree structure, then the performance tends to improve. Category information in datasets is usually not a tree structure because in some cases, one category name can occur under different parent categories, which makes the categories into a graph but not a tree. Table 8 are two examples in Amazon Beauty, where the category “Eyes” occurs under both “Skin Care” and “Makeup Remover”, and the category “Creams” occurs under both “Skin Care” and “Moisturizers”.

To test whether the tree structure in categories is crucial, we compare two different settings in our experiments:

- (1) Non-tree-structure setting: we directly use the category names to create the corresponding independent OOV extra tokens. For example, an item under “Beauty”, “Skin Care”, “Eyes”, and another item under “Beauty”, “Makeup”, “Makeup Remover”, “Eyes” will share the token (Eyes).
- (2) Tree-structure setting: we enforce a tree structure on the categories by creating different OOV tokens when the same category name occurs at different places. For example, the category “Eyes” under “Beauty”, “Skin Care” will correspond to token (Eyes1) while that under “Beauty”, “Makeup”, “Makeup Remover” corresponds to (Eyes2).

Table 9 illustrates the importance of hierarchical information for SemID’s effectiveness. The more closely the categories adhere to a hierarchical structure, the better the performance of the model. This is likely because a hierarchically organized category list helps reduce the search space during the generation process. **Consequently, this finding highlights the importance of properly**

**organizing and structuring category information when implementing SemID in recommendation foundation models.**

## 5.7 What Types of Hybrid Indexing Work

Based on the results presented in Table 4, CID+IID and SemID+IID show much better performance compared to their respective CID and SemID counterparts. But SID+IID does not improve on SID, and SemID+CID not only does not improve but decreases the performance a lot. Both CID+IID and SemID+IID are constructed by assigning each item an independent extra token and concatenating it after the sequence of cluster IDs or category IDs. These combinations maintain the original index lengths while preserving the hierarchical structure. The improved performance can be attributed to the increased expressiveness of the indices provided by the extra token, as well as the retention of either collaborative information or metadata information within the hybrid index. This combination of factors contributes to the performance enhancement observed in CID+IID and SemID+IID methods.

SID+IID is created by appending an independent extra token after the original sequential index, increasing the ID length by 1. SID+IID does not improve the performance possibly because the additional token interferes the time-sensitive information encoded as a numerical style in the original sequential indices. SemID+CID, which is created by concatenating category IDs with cluster IDs or vice versa, exhibits suboptimal performance, as shown in Table 4. This holds true for both concatenation orders: category IDs followed by CID indices and cluster IDs followed by SemID indices. The reason behind this suboptimal performance is that it generates excessively long indices and disrupts the hierarchical structure encoded in both SemID and CID. **Considering our findings, we recommend employing CID+IID and SemID+IID as hybrid indices for recommendation foundation models, as they have demonstrated superior performance in such scenarios.**

## 6 CONCLUSION

This paper examines various indexing methods based on the replication of the P5 model. We examine three trivial indexing methods: Random Indexing (RID), Title Indexing (TID), and Independent Indexing (IID), and emphasize their limitations. This highlights the

importance of selecting an appropriate indexing method for foundation recommendation models, as it greatly impacts the model performance. We then examine four simple yet effective indexing methods: Sequential Indexing (SID), Collaborative Indexing (CID), Semantic Indexing (SemID), and Hybrid Indexing (HID). Experimental results on Amazon Sports, Amazon Beauty, and Yelp datasets demonstrate their strong performance. The four effective indexing methods satisfy the two criteria introduced in this paper: (1) maintaining a suitable ID length, and (2) integrating useful prior information into item ID construction. We hope this study serves as an inspiration for future research on indexing methods for recommendation foundation models and beyond.

## REFERENCES

- [1] Gediminas Adomavicius and Alexander Tuzhilin. 2005. Toward the next generation of recommender systems: A survey of the state-of-the-art and possible extensions. *IEEE transactions on knowledge and data engineering* 17, 6 (2005), 734–749.
- [2] Hanxiong Chen, Shaoyun Shi, Yunqi Li, and Yongfeng Zhang. 2021. Neural collaborative reasoning. In *Proceedings of the Web Conference 2021*, 1516–1527.
- [3] Xu Chen, Hongteng Xu, Yongfeng Zhang, Jiayi Tang, Yixin Cao, Zheng Qin, and Hongyuan Zha. 2018. Sequential recommendation with user memory networks. In *Proceedings of the eleventh ACM international conference on web search and data mining*, 108–116.
- [4] Heng-Tze Cheng, Levent Koc, Jeremiah Harmsen, Tal Shaked, Tushar Chandra, Hrishikesh Aradhye, Glen Anderson, Greg Corrado, Wei Chai, Mustafa Ispir, et al. 2016. Wide & deep learning for recommender systems. In *Proceedings of the 1st workshop on deep learning for recommender systems*, 7–10.
- [5] Aakanksha Chowdhery, Sharan Narang, Jacob Devlin, Maarten Bosma, Gaurav Mishra, Adam Roberts, Paul Barham, Hyung Won Chung, Charles Sutton, Sebastian Gehrmann, et al. 2022. Palm: Scaling language modeling with pathways. *arXiv preprint arXiv:2204.02311* (2022).
- [6] Hyung Won Chung, Le Hou, Shayne Longpre, Barret Zoph, Yi Tay, William Fedus, Eric Li, Xuezhi Wang, Mostafa Dehghani, Siddhartha Brahma, et al. 2022. Scaling instruction-finetuned language models. *arXiv preprint arXiv:2210.11416* (2022).
- [7] Paul Covington, Jay Adams, and Emre Sargin. 2016. Deep neural networks for youtube recommendations. In *Proceedings of the 10th ACM conference on recommender systems*, 191–198.
- [8] Zeyu Cui, Jianxin Ma, Chang Zhou, Jingren Zhou, and Hongxia Yang. 2022. M6-Rec: Generative Pretrained Language Models are Open-Ended Recommender Systems. *arXiv preprint arXiv:2205.08084* (2022).
- [9] Owain Evans, Owen Cotton-Barratt, Lukas Finnveden, Adam Bales, Avital Balwit, Peter Wills, Luca Righetti, and William Saunders. 2021. Truthful AI: Developing and governing AI that does not lie. *arXiv preprint arXiv:2110.06674* (2021).
- [10] Shijie Geng, Shuchang Liu, Zuohui Fu, Yingqiang Ge, and Yongfeng Zhang. 2022. Recommendation as language processing (rlp): A unified pretrain, personalized prompt & predict paradigm (p5). In *Proceedings of the 16th ACM Conference on Recommender Systems*, 299–315.
- [11] F Maxwell Harper and Joseph A Konstan. 2015. The movielens datasets: History and context. *Acm transactions on interactive intelligent systems (tiis)* 5, 4 (2015), 1–19.
- [12] Balázs Hidasi and Alexandros Karatzoglou. 2018. Recurrent neural networks with top-k gains for session-based recommendations. In *Proceedings of the 27th ACM international conference on information and knowledge management*, 843–852.
- [13] Jie Huang and Kevin Chen-Chuan Chang. 2022. Towards Reasoning in Large Language Models: A Survey. *arXiv preprint arXiv:2212.10403* (2022).
- [14] Dietmar Jannach and Malte Ludewig. 2017. When recurrent neural networks meet the neighborhood for session-based recommendation. In *Proceedings of the eleventh ACM conference on recommender systems*, 306–310.
- [15] Dietmar Jannach, Markus Zanker, Alexander Felfernig, and Gerhard Friedrich. 2010. *Recommender systems: an introduction*. Cambridge University Press.
- [16] Wang-Cheng Kang and Julian McAuley. 2018. Self-attentive sequential recommendation. In *2018 IEEE international conference on data mining (ICDM)*. IEEE, 197–206.
- [17] Yehuda Koren, Robert Bell, and Chris Volinsky. 2009. Matrix factorization techniques for recommender systems. *Computer* 42, 8 (2009), 30–37.
- [18] Jure Leskovec, Anand Rajaraman, and Jeffrey David Ullman. 2020. *Mining of massive data sets*. Cambridge university press.
- [19] Stephanie Lin, Jacob Hilton, and Owain Evans. 2021. Truthfulqa: Measuring how models mimic human falsehoods. *arXiv preprint arXiv:2109.07958* (2021).
- [20] Xudong Lin, Fabio Petroni, Gedas Bertasius, Marcus Rohrbach, Shih-Fu Chang, and Lorenzo Torresani. 2022. Learning to recognize procedural activities with distant supervision. In *Proceedings of the IEEE/CVF Conference on Computer Vision and Pattern Recognition*, 13853–13863.
- [21] Chen Ma, Peng Kang, and Xue Liu. 2019. Hierarchical gating networks for sequential recommendation. In *Proceedings of the 25th ACM SIGKDD international conference on knowledge discovery & data mining*, 825–833.
- [22] Aditya Krishna Menon and Robert C Williamson. 2018. The cost of fairness in binary classification. In *Conference on Fairness, Accountability and Transparency*. PMLR, 107–118.
- [23] Andrew Ng, Michael Jordan, and Yair Weiss. 2001. On spectral clustering: Analysis and an algorithm. *Advances in neural information processing systems* 14 (2001).
- [24] Jianmo Ni, Jiacheng Li, and Julian McAuley. 2019. Justifying recommendations using distantly-labeled reviews and fine-grained aspects. In *Proceedings of the 2019 conference on empirical methods in natural language processing and the 9th international joint conference on natural language processing (EMNLP-IJCNLP)*, 188–197.
- [25] Colin Raffel, Noam Shazeer, Adam Roberts, Katherine Lee, Sharan Narang, Michael Matena, Yanqi Zhou, Wei Li, and Peter J Liu. 2020. Exploring the limits of transfer learning with a unified text-to-text transformer. *The Journal of Machine Learning Research* 21, 1 (2020), 5485–5551.
- [26] Rico Sennrich, Barry Haddow, and Alexandra Birch. 2016. Neural Machine Translation of Rare Words with Subword Units. In *Proceedings of the 54th Annual Meeting of the Association for Computational Linguistics (Volume 1: Long Papers)*, 1715–1725.
- [27] Fei Sun, Jun Liu, Jian Wu, Changhua Pei, Xiao Lin, Wenwu Ou, and Peng Jiang. 2019. BERT4Rec: Sequential recommendation with bidirectional encoder representations from transformer. In *Proceedings of the 28th ACM international conference on information and knowledge management*, 1441–1450.
- [28] Jiayi Tang and Ke Wang. 2018. Personalized top-n sequential recommendation via convolutional sequence embedding. In *Proceedings of the eleventh ACM international conference on web search and data mining*, 565–573.
- [29] Hugo Touvron, Thibaut Lavril, Gautier Izacard, Xavier Martinet, Marie-Anne Lachaux, Timothée Lacroix, Baptiste Rozière, Naman Goyal, Eric Hambro, Faisal Azhar, et al. 2023. Llama: Open and efficient foundation language models. *arXiv preprint arXiv:2302.13971* (2023).
- [30] Ulrike Von Luxburg. 2007. A tutorial on spectral clustering. *Statistics and computing* 17 (2007), 395–416.
- [31] Chao-Yuan Wu, Amr Ahmed, Alex Beutel, Alexander J Smola, and How Jing. 2017. Recurrent recommender networks. In *Proceedings of the tenth ACM international conference on web search and data mining*, 495–503.
- [32] Hong-Jian Xue, Xinyu Dai, Jianbing Zhang, Shujian Huang, and Jiajun Chen. 2017. Deep matrix factorization models for recommender systems.. In *IJCAI*, Vol. 17. Melbourne, Australia, 3203–3209.
- [33] Baolin Yi, Xiaoxuan Shen, Hai Liu, Zhaoli Zhang, Wei Zhang, Sannyuya Liu, and Naixue Xiong. 2019. Deep matrix factorization with implicit feedback embedding for recommendation system. *IEEE Transactions on Industrial Informatics* 15, 8 (2019), 4591–4601.
- [34] Fuzheng Zhang, Nicholas Jing Yuan, Defu Lian, Xing Xie, and Wei-Ying Ma. 2016. Collaborative knowledge base embedding for recommender systems. In *Proceedings of the 22nd ACM SIGKDD international conference on knowledge discovery and data mining*, 353–362.
- [35] Shuai Zhang, Lina Yao, Aixin Sun, and Yi Tay. 2019. Deep learning based recommender system: A survey and new perspectives. *ACM Computing Surveys (CSUR)* 52, 1 (2019), 1–38.
- [36] Tingting Zhang, Pengpeng Zhao, Yanchi Liu, Victor S Sheng, Jiajie Xu, Deqing Wang, Guanfang Liu, Xiaofang Zhou, et al. 2019. Feature-level Deeper Self-Attention Network for Sequential Recommendation.. In *IJCAI*, 4320–4326.
- [37] Yongfeng Zhang, Qingyao Ai, Xu Chen, and W Bruce Croft. 2017. Joint representation learning for top-n recommendation with heterogeneous information sources. In *Proceedings of the 2017 ACM on Conference on Information and Knowledge Management*, 1449–1458.
- [38] Yuhui Zhang, Hao Ding, Zeren Shui, Yifei Ma, James Zou, Anoop Deoras, and Hao Wang. 2021. Language models as recommender systems: Evaluations and limitations. (2021).
- [39] Wayne Xin Zhao, Junhua Chen, Pengfei Wang, Qi Gu, and Ji-Rong Wen. 2020. Revisiting alternative experimental settings for evaluating top-n item recommendation algorithms. In *Proceedings of the 29th ACM International Conference on Information & Knowledge Management*, 2329–2332.
- [40] Lei Zheng, Vahid Noroozi, and Philip S Yu. 2017. Joint deep modeling of users and items using reviews for recommendation. In *Proceedings of the tenth ACM international conference on web search and data mining*, 425–434.
- [41] Kun Zhou, Hui Wang, Wayne Xin Zhao, Yutao Zhu, Sirui Wang, Fuzheng Zhang, Zhongyuan Wang, and Ji-Rong Wen. 2020. S3-rec: Self-supervised learning for sequential recommendation with mutual information maximization. In *Proceedings of the 29th ACM international conference on information & knowledge management*, 1893–1902.
- [42] Han Zhu, Xiang Li, Pengye Zhang, Guozheng Li, Jie He, Han Li, and Kun Gai. 2018. Learning tree-based deep model for recommender systems. In *Proceedings of the 24th ACM SIGKDD International Conference on Knowledge Discovery &*

Data Mining, 1079–1088.