

Occam Factor for Random Graphs: Erdős-Rényi, Independent Edge, and a Uniparametric Stochastic Blockmodel

Tianyu Wang*
Zachary M. Pisano
Carey E. Priebe

Department of Applied Mathematics and Statistics, Johns Hopkins University

May 17, 2023

Abstract

We investigate the evidence/flexibility (i.e., “Occam”) paradigm and demonstrate the theoretical and empirical consistency of Bayesian evidence for the task of determining an appropriate generative model for network data. This model selection framework involves determining a collection of candidate models, equipping each of these models’ parameters with prior distributions derived via the encompassing priors method, and computing or approximating each models’ evidence. We demonstrate how such a criterion may be used to select the most suitable model among the Erdős-Rényi (ER) model, independent edge (IE) model, and a special one-parameter low-rank stochastic blockmodel (SBM) with known memberships. The Erdős-Rényi may be considered as being linearly nested within IE, a fact which permits exponential family results. The uniparametric SBM is not so ideal, so we propose a numerical method to approximate the evidence. We apply this paradigm to brain connectome data. Future work necessitates deriving and equipping additional candidate random graph models with appropriate priors so they may be included in the paradigm.

Keywords: Network inference, model selection, Bayesian evidence, conjugate prior

*This work is partially supported by NIH MH-19-147, and by Microsoft Research.

1 Introduction

Network data have become increasingly emphasized in the digital age, thus necessitating the development of statistical methods by which they may be analyzed. The modeling of networks via random graphs parameterized by edge probability matrices has proven fruitful in this regard. One particular challenge faced by researchers is that such data in their most general form possess high dimension; simplifications of the general case have been proposed, in particular the random dot product graph (RDPG), stochastic blockmodel (SBM), and Erdős-Rényi models (Athreya et al., 2018). Should one determine if a given network may be more suitably modeled by one of these more specific settings, one may then advantageously utilize analytical and inferential methods appropriate to that selection.

The underlying probabilistic structure of random graph models has posed technical difficulties for the development of such methods. As outlined by Athreya et al. (2018), it is generally more helpful to consider low-dimensional spectral embeddings of an observed graph’s adjacency matrix. This approach may be accompanied by its own confounding issues, namely that the rows of these embeddings are subject to identifiability only up to orthogonal transformation, and also are subject to curved-Gaussian asymptotic results. Pisano et al. (2022) took advantage of this curved-Gaussian limiting structure in SBMs via an expectation-solution algorithm for the spectral clustering of graph vertices which improved upon a similar procedure conducted via the expectation-maximization algorithm.

However, such inferential tasks are downstream from that of model selection, which for these settings has historically involved the use of BIC and Bayesian evidence pertaining to these Gaussian asymptotics (Yang et al., 2021; Passino and Heard, 2020). The purpose of this article and subsequent work (highlighted in the Discussion below) is develop to a means of model selection which directly invokes the structure of random graph models without

necessarily appealing to results concerning asymptotic Gaussianity of low-rank representations of network data. We propose examining this problem with the Occam paradigm introduced by Rougier and Priebe (2020) and expanded upon in Chapter 3 of Pisano (2022). This paradigm is founded upon the principle that the frequentist framework of model selection involves — either implicitly or explicitly — some form of regularization of the various models being considered; while the exclusion of certain regularization terms from a model selection criterion may not affect that criterion’s consistency in the limit — see, e.g., BIC’s consistency as originally established by Schwarz (1978) — in the presence of only moderate amounts of data this may not be the case (Gelfand and Dey, 1994). We frequently refer to the Occam paradigm as “the evidence/flexibility paradigm” throughout the article; the “Occamization” of a model selection problem consists of first deciding upon a collection of candidate models, equipping the simplest model with an appropriate and defensible prior, equipping the remaining models by means of the encompassing priors method due to Klugkist and Hoijtink (2007), deriving or approximating the posterior distribution for each model’s parameter(s), and then computing or approximating each model’s evidence.

For certain special cases of the model selection problem — e.g., choosing among multiple full-rank exponential family models, which may be ordered according to a linear nesting — all terms in the Occam paradigm may be computed exactly. Moreover, for such settings one can prescribe a means of matching hyperparameters across the various models *à la* Theorem 2.2. We briefly review the necessary results in Section 2. These theoretical considerations precisely apply to the problem of selecting between the Erdős-Rényi (ER) and independent-edge (IE) graph models, which respectively represent the simplest and most complex graph models one might consider (Section 3). Other models, such as SBMs and RDPGs, reside within the “complexity gap” between these two extremes shown in

Figure 1. We begin the task of “Occamizing” this gap in Section 4, which concerns the inclusion of a uniparametric 2-block SBM among the models under consideration; Bayesian evidence in this case cannot be computed exactly, so we turn to numerical methods. We present an illustrative application of this paradigm to brain connectome data in Section 5 and conclude with a discussion in Section 6.

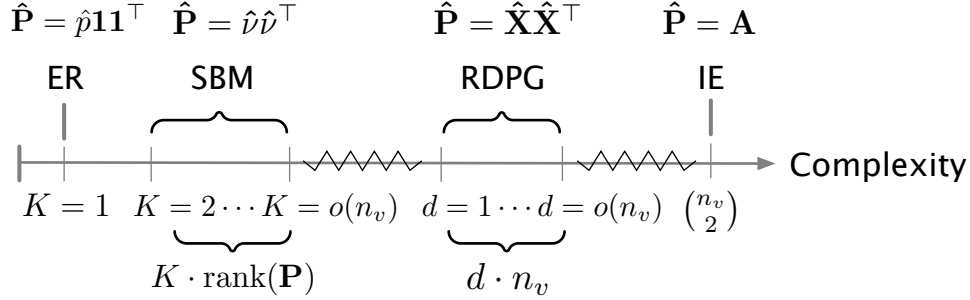


Figure 1: Model complexity for various random graph models. Here, K is the number of blocks in an SBM; note that when an SBM with $K = 1$ is an ER model. Here also d is the true rank of the edge probability matrix \mathbf{P} .

2 Evidence and Flexibility

The relationship between evidence and flexibility is succinctly derived from the usual Bayes rule. For a likelihood model $L(\boldsymbol{\psi})$ with prior distribution $\rho(\boldsymbol{\psi})$, the posterior distribution of $\boldsymbol{\psi}$ given the data \mathbf{x} is computed as

$$\rho(\boldsymbol{\psi}|\mathbf{x}) = \frac{L(\boldsymbol{\psi})\rho(\boldsymbol{\psi})}{\int_{\boldsymbol{\Psi}} L(\boldsymbol{\psi})\rho(\boldsymbol{\psi})d\boldsymbol{\psi}}. \quad (1)$$

Let E denote the *evidence*, i.e., the integral in the denominator on the right hand side. Upon rearranging and taking logs we obtain

$$\log E = \log L(\boldsymbol{\psi}) - \log \frac{\rho(\boldsymbol{\psi}|\mathbf{x})}{\rho(\boldsymbol{\psi})}, \quad (2)$$

yielding the log-evidence as the log-likelihood minus a penalty expression, dubbed *flexibility* by Rougier and Priebe (2020), and thus exactifying an approximation found in Mackay (1992). We denote the flexibility here and throughout as $\mathcal{F}(\boldsymbol{\psi}, \boldsymbol{x})$.

The expression (2) holds for all $\boldsymbol{\psi} \in \boldsymbol{\Psi}$, hence $\log E$ as a criterion may be interpreted as evaluating the entirety of a model given the observed data; in practice one need not even estimate the parameter — if both the likelihood and flexibility possess known forms, one may simply plug in any value which greatly simplifies the calculation. We contrast this with BIC, which evaluates fit at the ML or MAP estimate of $\boldsymbol{\psi}$, depending on whether we equip our model with a regularizer/prior. Nonetheless we can compare the BIC penalty with flexibility by evaluating the latter at the MAP estimate

$$\hat{\boldsymbol{\psi}} := \operatorname{argmax}_{\boldsymbol{\psi} \in \boldsymbol{\Psi}} (\log L(\boldsymbol{\psi}) + \log \rho(\boldsymbol{\psi})).$$

Frequentist justification of flexibility as a likelihood penalty and evidence as a model selection criterion arises in the context of the regularized maximum likelihood procedure

$$\check{\boldsymbol{\psi}} := \operatorname{argmax}_{\boldsymbol{\psi} \in \boldsymbol{\Psi}} (\log L(\boldsymbol{\psi}) - R(\boldsymbol{\psi}))$$

where R is a regularizer functionally equivalent to a prior

$$\rho_R(\boldsymbol{\psi}) \propto \exp(-R(\boldsymbol{\psi})). \tag{3}$$

2.1 Evidence and Flexibility for a Canonical Exponential Family

Let us consider the general form flexibility exhibits for an i.i.d. sample from a canonical k -rank exponential family equipped with a conjugate prior. Denote the density of the i th observation as $f(x_i|\boldsymbol{\psi}) = h(x_i) \exp(\langle \boldsymbol{\theta}, \boldsymbol{T}(x_i) \rangle - A(\boldsymbol{\theta}))$, with base measure $h(\cdot)$, canonical parameter $\boldsymbol{\theta} := \boldsymbol{\theta}(\boldsymbol{\psi})$, sufficient statistic $\boldsymbol{T}(\cdot)$, and log-partition function $A(\boldsymbol{\theta})$. We have

immediately that $L(\boldsymbol{\psi}) = (\prod_{i=1}^n h(x_i)) \exp(\langle \boldsymbol{\theta}, \sum_{i=1}^n \mathbf{T}(x_i) \rangle - nA(\boldsymbol{\theta}))$. Per Diaconis and Ylvisaker (1979), the natural conjugate prior for $\boldsymbol{\theta}$ has the form

$$\rho(\boldsymbol{\theta}) = H(\boldsymbol{\tau}, m) \exp(\langle \boldsymbol{\tau}, \boldsymbol{\theta} \rangle - mA(\boldsymbol{\theta})), \quad (4)$$

where the normalizing constant H depends upon the hyperparameters $\boldsymbol{\tau}$ and m which respectively act as a prior estimate for the sufficient statistic and the prior sample size. This prior corresponds to the “conjugate regularizer” $R(\boldsymbol{\psi}) = mA(\boldsymbol{\theta}) - \langle \boldsymbol{\tau}, \boldsymbol{\theta} \rangle$; by appealing to the properties of the log-partition one intuitively feels that the first term penalizes parameter values near the infinitely-valued boundary of the canonical parameter space $\{\boldsymbol{\theta} : A(\boldsymbol{\theta}) < \infty\}$ by a degree equal to m , and the second term deemphasizes values angularly different from $\boldsymbol{\tau}$. To see that this prior is indeed conjugate, observe that computing the posterior in the usual way reveals that the hyperparameters may be updated by the simple rule

$$\begin{aligned} \boldsymbol{\tau} &\rightarrow \sum_{i=1}^n \mathbf{T}(x_i) + \boldsymbol{\tau} \\ m &\rightarrow n + m. \end{aligned}$$

Under regularity conditions analogous to those yielding Theorem 2.3.1 in Bickel and Doksum (2015) the MAP estimate of the canonical parameter exists uniquely and is equal to $\hat{\boldsymbol{\theta}} = \dot{A}^{-1}((\sum_{i=1}^n \mathbf{T}(x_i) + \boldsymbol{\tau})/(n + m))$, and the corresponding flexibility is

$$\mathcal{F}(\hat{\boldsymbol{\theta}}, \mathbf{x}) = \log \frac{H(\sum_{i=1}^n \mathbf{T}(x_i) + \boldsymbol{\tau}, n + m)}{H(\boldsymbol{\tau}, m)} + \langle \hat{\boldsymbol{\theta}}, \sum_{i=1}^n \mathbf{T}(x_i) \rangle - nA(\hat{\boldsymbol{\theta}}). \quad (5)$$

From (2) and (5) one immediately deduces that the evidence in the exponential family case may be written

$$E = \frac{(\prod_{i=1}^n h(x_i)) H(\boldsymbol{\tau}, m)}{H(\sum_{i=1}^n \mathbf{T}(x_i) + \boldsymbol{\tau}, n + m)} \quad (6)$$

The following result relates the asymptotic behavior of flexibility with that of the BIC penalty $(k/2) \log n$.

Theorem 2.1. *Suppose the observations x_1, \dots, x_n are generated from the aforementioned exponential family equipped with conjugate prior $\rho(\cdot)$. Define t such that $\sum_{i=1}^n \mathbf{T}(x_i)/n \xrightarrow{p} t$, and assume that Θ is open, $m > 0$, and $\boldsymbol{\tau}/m$ is in the convex support of $\mathbf{T}(X)$. By the continuous mapping theorem, there exists $\boldsymbol{\theta}_0$ such that the sequence of MAP estimates $\hat{\boldsymbol{\theta}}_n \xrightarrow{p} \boldsymbol{\theta}_0$ as $n \rightarrow \infty$, and we have that*

$$\mathcal{F}(\hat{\boldsymbol{\theta}}_n, \mathbf{x}) - \frac{k}{2} \log n \xrightarrow{p} -\log \rho(\boldsymbol{\theta}_0) + \frac{1}{2} \log \left| \frac{\ddot{A}(\boldsymbol{\theta}_0)}{2\pi} \right|$$

and consequently

$$\log E - BIC(\hat{\boldsymbol{\theta}}_n) \xrightarrow{p} -\log \rho(\boldsymbol{\theta}_0) + \frac{1}{2} \log \left| \frac{\ddot{A}(\boldsymbol{\theta}_0)}{2\pi} \right|$$

as well.

The proof may be found in the Appendix A.1, and largely depends upon a Laplace approximation to the posterior distribution around the MAP estimate. This result yields the constant which the BIC penalty must dominate to validate the heuristic “log-evidence \approx BIC”. Given the slow growth of the logarithmic function (Gowers, 2002, p.117), the number of observations needed to permit this approximation might be truly large in some settings. Theorem 2.1 hinges on defining BIC as

$$\log L(\hat{\boldsymbol{\theta}}) - \frac{k}{2} \log n, \tag{7}$$

which is incorrect when ρ is not informative; in such case the MAP estimate of $\boldsymbol{\theta}$ is also the ML estimate. The correct expression for BIC in the presence of a prior distribution is

$$BIC = \log L(\hat{\boldsymbol{\theta}}) + \log \rho(\hat{\boldsymbol{\theta}}) - \frac{k}{2} \log n, \tag{8}$$

hereafter referred to as the *prior-corrected BIC*. An immediate consequence of Theorem 2.1 is that the difference between flexibility and the correct BIC penalty reduces to $\log \rho(\hat{\boldsymbol{\theta}}|\mathbf{x}) -$

$(k/2) \log n$, which converges in probability to $0.5 \log |\ddot{A}(\boldsymbol{\theta}_0)/(2\pi)|$. Again, the sample size necessary for the BIC penalty to dominate this term might be excessively large; Table 3.4 in Pisano (2022) demonstrates this gap for an example with $n = 203$. To account for this limiting constant one might instead consider the penalty $\kappa(\hat{\boldsymbol{\theta}}, \mathbf{x}) = (k/2) \log n - \log \rho(\hat{\boldsymbol{\theta}}) - 0.5 \log |\ddot{A}(\hat{\boldsymbol{\theta}})(2\pi)|$, which yields the Kashyap information criterion (Kashyap, 1982) when subtracted from the log-likelihood. One immediately notes that $\mathcal{F}(\hat{\boldsymbol{\theta}}, \mathbf{x}) - \kappa(\hat{\boldsymbol{\theta}}, \mathbf{x}) \xrightarrow{P} 0$.

Remark 1. *Analogous results in this section may yet be obtained when we equip our likelihood setting with the flat and improper prior $\rho(\boldsymbol{\theta}) \propto 1$ on $\boldsymbol{\Theta}$ (in a Bayesian sense), or with no regularizer at all (in a frequentist sense). In this case estimation of and inference about $\boldsymbol{\theta}$ is performed via maximum likelihood. The evidence and flexibility may then be respectively computed as*

$$E = \frac{\prod_{i=1}^n h(x_i)}{H(\sum_{i=1}^n \mathbf{T}(x_i), n)},$$

and

$$\mathcal{F}(\hat{\boldsymbol{\theta}}, \mathbf{x}) = \log H\left(\sum_{i=1}^n \mathbf{T}(x_i), n\right) + \langle \hat{\boldsymbol{\theta}}, \sum_{i=1}^n \mathbf{T}(x_i) \rangle - nA(\hat{\boldsymbol{\theta}}).$$

2.2 Conjugate Priors for Linearly Nested Submodels

We also define a linearly *nested* submodel (N) of rank $\ell < k$ with density

$$g(x_i | \boldsymbol{\eta}) = h(x_i) \exp(\langle \mathbf{M}^\top \boldsymbol{\eta}, \mathbf{T}(x_i) \rangle - A(\mathbf{M}^\top \boldsymbol{\eta}))$$

where h , \mathbf{T} , and A are as in the *full* model (F) discussed in Section 2.1, $\mathbf{M} \in \mathbb{R}^{\ell \times k}$ is rank- ℓ , and $\boldsymbol{\eta}$ takes values in $\mathcal{E} := \{\boldsymbol{\eta} \in \mathbb{R}^\ell : |A(\mathbf{M}^\top \boldsymbol{\eta})| < \infty\}$, the natural canonical parameter space for the nested model. Note that the image $\mathbf{M}^\top(\mathcal{E})$ is a linear subset of the full model's natural parameter space $\boldsymbol{\Theta}$. Under such conditions the model N is fully rank- ℓ , with natural sufficient statistic $\mathbf{MT}(X)$, base measure h , and log-partition $B(\boldsymbol{\eta}) = A(\mathbf{M}^\top \boldsymbol{\eta})$; we have

further that $\dot{B}(\boldsymbol{\eta}) = \mathbf{M}\dot{A}(\mathbf{M}^\top \boldsymbol{\eta})$ is one-to-one on \mathcal{E} via a well-known result concerning the properties of exponential families (e.g., Bickel and Doksum (2015), Theorem 1.6.4, and problem 1.6.17). We can likewise define a conjugate prior for $\boldsymbol{\eta}$

$$\rho_N(\boldsymbol{\eta}) = G(\mathbf{v}, w) \exp(\langle \boldsymbol{\eta}, \mathbf{v} \rangle - wB(\boldsymbol{\eta}))$$

in which the likelihood updates the hyperparameters via the rule

$$\mathbf{v} \rightarrow \mathbf{M} \sum_{i=1}^n T(x_i) + \mathbf{v}$$

$$w \rightarrow n + w.$$

In the presence of i.i.d. observations x_1, \dots, x_n and conditions analogous to those leading to the unique existence of the MAP estimate for model F — namely that \mathcal{E} is open and $(\mathbf{M} \sum_{i=1}^n \mathbf{T}(x_i) + \mathbf{v})/(n + w)$ lies in the interior of the convex support of the natural sufficient statistic — the MAP estimate for N exists uniquely as

$$\hat{\boldsymbol{\eta}}_n = \dot{B}^{-1}\left(\frac{\mathbf{M} \sum_{i=1}^n \mathbf{T}(x_i) + \mathbf{v}}{n + w}\right).$$

The setting as we have described it thus far also leads us to conclude that \dot{B}^{-1} is continuous on the interior of the convex support of $\mathbf{M}\mathbf{T}(X)$, so even when model F is true (i.e., the true parameter value $\boldsymbol{\theta}_0 \in \boldsymbol{\Theta} \setminus \mathbf{M}^\top(\mathcal{E})$) the sequence of MAP estimators for model N converges in probability to the value $\tilde{\boldsymbol{\eta}}_0 = \dot{B}^{-1}(\mathbf{M}\mathbb{E}_{\boldsymbol{\theta}_0}[\mathbf{T}(X)]) = \dot{B}^{-1}(\mathbf{M}\dot{A}(\boldsymbol{\theta}_0))$. When N is true (i.e., there exists $\boldsymbol{\eta}_0 \in \mathcal{E}$ such that $\boldsymbol{\theta}_0 = \mathbf{M}^\top \boldsymbol{\eta}_0$) we see immediately $\tilde{\boldsymbol{\eta}}_0 = \dot{B}^{-1}(\mathbf{M}\dot{A}(\mathbf{M}^\top \boldsymbol{\eta}_0)) = \dot{B}^{-1}(\dot{B}(\boldsymbol{\eta}_0)) = \boldsymbol{\eta}_0$.

One question that arose in the design of the simulations in Section 4 was: Assuming that we know the hyperparameters for the true model's prior, how should we specify the hyperparameters for the other priors? Certainly, such a choice ought not be arbitrary, since no matter the sample size one can hyperparameterize the incorrect priors in such a way

that evidence chooses an incorrect model. Such a concern brings to mind Edwards (1984) objection to the Bayesian framework: “It is sometimes said, in defence of the Bayesian concept, that the choice of prior distribution is unimportant in practice because it hardly influences the posterior distribution at all when there are moderate amounts of data. The less said about this ‘defence’ the better.”

To address this issue we recall the original interpretation of m and $\boldsymbol{\tau}$ as the prior sample size and sufficient statistic, respectively. Therefore it seems reasonable to hyperparameterize the other priors in such a way that the information content of m and $\boldsymbol{\tau}$ are preserved. For a linearly nested submodel characterized by the linear transformation \mathbf{M} , it seems appropriate to simply take $w = m$ and $\mathbf{v} = \mathbf{M}\boldsymbol{\tau}$; the prior for the nested model with this hyperparameterization possesses the interpretation of being “closest” to the true prior for the full model. Likewise, we can project the hyperparameterization (\mathbf{v}, w) of a true nested model up to the full model by taking $m = w$ and $\boldsymbol{\tau}' = \mathbf{M}^\top(\mathbf{M}\mathbf{M}^\top)^{-1}\mathbf{v}$; this yields the hyperparameterization for the full prior which is “closest” to the nested prior. We render this more explicit with the following information-theoretic result, and we show the proof in Appendix A.2.

Theorem 2.2. *Suppose ρ_F and ρ_N are as discussed above, and that both $\boldsymbol{\tau}$ and m are known. Let \mathbb{E}_N denote expectation over ρ_N . We have that*

$$\min_{\mathbf{v}} - \mathbb{E}_N \left[\log \frac{\rho_F(\mathbf{M}^\top \boldsymbol{\eta})}{\rho_N(\boldsymbol{\eta})} \right] = \log \frac{G(\mathbf{M}\boldsymbol{\tau}, m)}{H(\boldsymbol{\tau}, m)}$$

is achieved by taking $\mathbf{v} = \mathbf{M}\boldsymbol{\tau}$ and $w = m$.

Likewise, suppose instead that \mathbf{v} and w are known. Let \mathbf{M}^+ denote the (right) Moore-Penrose pseudo-inverse of \mathbf{M} , and define $\mathcal{T}(\mathbf{v}) = \{\boldsymbol{\tau} : \mathbf{M}\boldsymbol{\tau} = \mathbf{v}\}$. We have that

$$\min_{\substack{\boldsymbol{\tau} \in \mathcal{T}(\mathbf{v}) \\ m=w}} - \mathbb{E}_N \left[\log \frac{\rho_F(\mathbf{M}^\top \boldsymbol{\eta})}{\rho_N(\boldsymbol{\eta})} \right] = \log \frac{G(\mathbf{v}, w)}{H(\mathbf{M}^+ \mathbf{v}, w)}$$

is achieved by taking $\boldsymbol{\tau} = \mathbf{M}^+ \mathbf{v}$.

That is to say that, the closest prior for the nested model to a given prior for the full model (in an information-theoretic sense) is that with hyperparameters $\mathbf{v} = \mathbf{M}\boldsymbol{\tau}$ and $w = m$; and the closest full prior to a given nested prior among all such full priors for which the said nested prior is closest is that with hyperparameters $\boldsymbol{\tau} = \mathbf{M}^+ \mathbf{v}$ and $m = w$. Expressing the Bayes factor purely in terms of the prior and posterior normalizing constants we have

$$\log \frac{H(\boldsymbol{\tau}, m)}{G(\mathbf{v}, w)} + \log \frac{G(\mathbf{M}\mathbf{T}_n + \mathbf{v}, n + w)}{H(\mathbf{T}_n + \boldsymbol{\tau}, n + m)}. \quad (9)$$

It is not difficult to show that the optimized log-ratios in the statement of Theorem 2.2 are positive numbers; hence the matched hyperparameters maximize the first term of (9), thereby mitigating the effect of the hyperparameters on the asymptotic behavior of the model selection procedure.

3 Evidence for Random Graphs

Let G denote a random graph on n_v vertices generated by some model identified with a symmetric edge probability matrix $\mathbf{P} \in (0, 1)^{n_v \times n_v}$. If we assume that G is undirected and permits self-loops, then P_{ij} indicates the probability that an edge exists between vertices i and j . We wish to determine whether G arose from either an Erdős-Rényi (Athreya et al., 2018), stochastic block- (Holland et al., 1983), random dot-product graph (RDPG) (Young and Scheinerman, 2007), or an independent edge full-rank graph model. Each model posits a particular structure for \mathbf{P} ; at the extremes of this selection problem, the Erdős-Rényi (ER) model prescribes $\mathbf{P} = p\mathbf{1}_{n_v}\mathbf{1}_{n_v}^\top$, $p \in (0, 1)$, and the full-rank model assumes that \mathbf{P} is fully rank- n_v . Meanwhile, in an RDPG we assume that there exists a matrix $\mathbf{X} \in \mathbb{R}^{n_v \times d}$ with $d < n_v$ such that $\mathbf{P} = \mathbf{X}\mathbf{X}^\top$; and in a positive definite stochastic blockmodel (SBM)

we assume that such \mathbf{X} is structured such that its rows consist of $2 \leq K < n_v$ d -vectors repeated according to the block memberships of the graph’s nodes.

If we are to simply identify each model with the number of parameters necessary to describe them, then we see that the ER model has only 1 parameter, rank- d K -block (with $1 \leq d \leq K$) SBMs have dK parameters (plus an additional $K - 1$ identifiable-up-to-permutation block membership probability parameters when the nodes’ true memberships are unknown), rank- d RDPGs have dn_v parameters denoting the entries of the matrix \mathbf{X} , and full-rank models have $\binom{n_v}{2} + n_v$ parameters. We present the complexities of the various possible models in Figure 1. For SBMs and RDPGs, the parameters corresponding to the latent-position decomposition of \mathbf{P} are subject to identifiability only up to orthogonal transformation in \mathbb{R}^d as described by Athreya et al. (2018).

The task of model selection for such settings has largely concerned the choice of embedding dimension d and number of blocks K for an SBM, as the other models describe settings which are too idealistically simple (ER) or complex (RDPGs, full-rank) to be of much inferential utility. The asymptotics of the spectra of random graphs’ adjacency matrices (Athreya et al., 2016; Tang and Priebe, 2018) have seemingly permitted the appropriation of tools commonly associated with Gaussian mixture models (GMMs) to this task. Yang et al. (2021) performed model selection for SBMs via simultaneous estimation of d and K , which involved fitting GMMs via the EM algorithm on embeddings of varying dimension and penalizing the observed log-likelihood with the usual BIC penalty; meanwhile, Passino and Heard (2020) tackled the problem with a fully Bayesian formulation, complete with normal-inverse-Wishart joint conjugate priors on the means and covariance matrices of the components of the spectral embeddings’ GMMs.

While either of these approaches improve upon previous methods - e.g., sequential

selection of spectral embedding dimension and mixture complexity *à la* Zhu and Ghodsi (2006) - it is our contention that these and similar methods too heavily emphasize the asymptotic Gaussianity which arises and lose sight of the original random graph setting. The authors of Pisano et al. (2022) argued that fitting fully parameterized GMMs to a random graph’s spectral embeddings over-complicates the low-rank structure, since each component’s asymptotic covariance can be explicitly written as a function of the true SBM latent positions and block membership proportions; hence, including the entries of the covariance matrices among the number of parameters to be penalized in the BIC penalty inherently over-counts the parameters of the SBM from which the data arise. We deem it similarly inappropriate, in a Bayesian context, to place priors on the component means and co-variances which are conjugate only for the complete-data formulation of the embeddings’ asymptotic distributions; clearly, under such a paradigm one can place undue prior weight (however infinitesimally small) on component means and covariances which cannot possibly correspond to an SBM (e.g., d -variate normal priors on the component means have support outside the unit sphere in \mathbb{R}^d). To motivate the development of an evidence-based model selection criterion for random graphs, let us consider a simplified problem to which the content of Section 2 may be easily applied.

3.1 Evidence-Based Model Selection of Erdős-Rényi and Independent Edge Full-Rank Models

Suppose \mathbf{A} is the adjacency matrix of a random graph G (undirected, permitting self-loops) on n_v vertices, and we wish to determine whether G was generated by an $\text{ER}(p)$ model or an independent-edge full-rank random graph model with adjacency probability matrix \mathbf{P} (hereafter denoted $\text{IE}(\mathbf{P})$). This problem is exactly equivalent to whether $n := \binom{n_v}{2} + n_v$

independent Bernoulli random variables can be considered to be all identically distributed, or whether no pair is identically distributed. Moreover, this scenario is one in which BIC's unsuitability is immediately apparent, since the maximum likelihood estimator of \mathbf{P} under the IE model is exactly \mathbf{A} and thus not within the interior of the parameter space, which is one of the requirements for the appropriateness of the BIC approximation to the evidence (Biernacki et al., 1998). In this case the BIC for the IE model for any graph on n_v vertices can be shown to be exactly $-(n/2) \log n_v$.

We will first cast this problem within a general Bayesian framework before reformulating it in terms of the content of Section 2.2. As the dimensionality of the parameter-space for the IE model is exactly n , we will consider it as the “full” model. Since the i -th Bernoulli trial associated with the existence of the corresponding edge is a fully rank-one exponential family random variable, the adjacency parameter for that single edge may take a conjugate beta prior; the hierarchical model in this case can be expressed as

$$A_i \mid p_i \sim \text{Bern}(p_i), \quad i = 1, \dots, n$$

$$p_i \overset{\text{ind.}}{\sim} \text{Beta}(\alpha_i, \beta_i)$$

with $\alpha_i, \beta_i > 0$ for all i . Note that the edge probabilities need not be identically distributed.

The posteriors for the edge probabilities can be easily determined as

$$p_i \mid A_i = a_i \sim \text{Beta}(\alpha_i + a_i, \beta_i + 1 - a_i).$$

The log-evidence for this full model, then, can be exactly computed as

$$\begin{aligned} \log E_{IE} &= \sum_{i=1}^n (a_i \log p_i + (1 - a_i) \log(1 - p_i)) \\ &\quad - \sum_{i=1}^n \log \frac{p_i^{\alpha_i + a_i - 1} (1 - p_i)^{\beta_i + 1 - a_i - 1} \Gamma(\alpha_i + \beta_i + 1)}{\Gamma(\alpha_i + a_i) \Gamma(\beta_i + 1 - a_i)} \\ &\quad + \sum_{i=1}^n \log \frac{p_i^{\alpha_i - 1} (1 - p_i)^{\beta_i - 1} \Gamma(\alpha_i + \beta_i)}{\Gamma(\alpha_i) \Gamma(\beta_i)}. \end{aligned}$$

Simplification yields this as exactly equal to

$$\log E_{IE} = \sum_{i=1}^n a_i \log \frac{\alpha_i}{\alpha_i + \beta_i} + \sum_{i=1}^n (1 - a_i) \log \frac{\beta_i}{\alpha_i + \beta_i},$$

precisely the log-likelihood of a specific collection of n independent Bernoulli trials with respective success probabilities $\alpha_i/(\alpha_i + \beta_i)$.

Under the $ER(p)$ formulation we have that the probability of each edge existing is governed by a single parameter p ; the ensuing conjugate Bayesian formulation is

$$A_i \mid p \stackrel{i.i.d.}{\sim} \text{Bern}(p), i = 1, \dots, n$$

$$p \sim \text{Beta}(\alpha, \beta)$$

with posterior

$$p \mid A_1 = a_1, \dots, A_n = a_n \sim \text{Beta}\left(\alpha + \sum_{i=1}^n a_i, \beta + n - \sum_{i=1}^n a_i\right),$$

and log-evidence

$$\begin{aligned} \log E_{ER} &= \log \frac{B(\alpha + \sum_{i=1}^n a_i, \beta + n - \sum_{i=1}^n a_i)}{B(\alpha, \beta)} \\ &= \log \frac{(\alpha)_{(\sum_{i=1}^n a_i)} (\beta)_{(n - \sum_{i=1}^n a_i)}}{(\alpha + \beta)_{(n)}}, \end{aligned}$$

where the expressions in the second line on the right-hand-side are Pochhammer symbols.

For the special case where $\alpha = \beta = 1$ the log-evidence simplifies to

$$\log E_{ER} = -\log \left[(n+1) \binom{n}{\sum_{i=1}^n a_i} \right].$$

Our work in Section 2 was motivated by the problem of hyperparameterizing nested exponential family models, since regardless of the graph observed there exist hyperparameters which lead to an evidence-based conclusion of either model over the other. To see this for the present problem, suppose the shape hyperparameters in the ER model are both

1 as in the simplified case — which leads to that model’s log-evidence only depending on n and $\sum_{i=1}^n a_i$ — and also suppose that all the p_i are identically distributed $\text{Beta}(\alpha, \beta)$ *a priori* in the IE model. The log-evidence of the latter, then, is a function of the number of edges present in the graph and the value of $\lambda := \alpha/(\alpha + \beta) \in (0, 1)$. The Bayes factor for these two models is thus

$$\log \frac{E_{IE}}{E_{ER}} = \sum_{i=1}^n a_i \log \lambda + (n - \sum_{i=1}^n a_i) \log(1 - \lambda) + \log \left[(n+1) \binom{n}{\sum_{i=1}^n a_i} \right].$$

This expression is clearly concave on $\lambda \in (0, 1)$ and achieves its maximum at $\lambda = \sum_{i=1}^n a_i/n$. For n large we can invoke Stirling’s approximation $n! \approx \sqrt{2\pi n}(n/e)^n$ to determine that the Bayes factor evaluated at this particular value of λ is $O(\log n)$, and thus positive, which leads to us selecting model IE. Likewise, if we evaluate the Bayes factor at λ close enough to either 0 or 1 we can blow up either of the first two terms to render at least one of them negative enough to dominate the third term, which leads to us selecting model ER. Clearly the hyperparameterization matters here.

3.2 Models IE and ER as Canonical Exponential Families

To “Occamize” this model selection problem, we shall re-characterize the IE likelihood as a fully rank- n exponential family in canonical form, and the ER model as a rank-1 linear submodel thereof. Following this we will derive appropriate conjugate priors for the latter model based around that of the former.

Letting $\mathbf{a} \in \{0, 1\}^n$ denote the realized vector of edge existences, the likelihood for the general IE model is

$$\begin{aligned} f(\mathbf{a} \mid \mathbf{p}) &= \prod_{i=1}^n p_i^{a_i} (1 - p_i)^{1-a_i} \\ &= \exp \left(\sum_{i=1}^n a_i \log \frac{p_i}{1 - p_i} + \sum_{i=1}^n \log(1 - p_i) \right), \end{aligned}$$

where \mathbf{p} denotes the n potentially unique entries of \mathbf{P} . Defining $\boldsymbol{\theta}$ such that $\theta_i = \log(p_i/(1 - p_i))$, and $\mathcal{A}(\boldsymbol{\theta}) = \sum_{i=1}^n \log(1 + \exp \theta_i)$ we observe that the likelihood can be rewritten as

$$f(\mathbf{a} \mid \boldsymbol{\theta}) = \exp \left(\mathbf{a}^\top \boldsymbol{\theta} - \sum_{i=1}^n \log(1 + \exp \theta_i) \right);$$

i.e., as a fully rank- n exponential family in canonical form with base measure 1, sufficient statistic \mathbf{a} , canonical parameter $\boldsymbol{\theta}$ taking values in canonical parameter space \mathbb{R}^n , and log-partition $\mathcal{A}(\boldsymbol{\theta})$. That the log-partition is convex can be noted from each summand being the log-partition of a $\text{Bern}(\exp(\theta_i)/(1 + \exp(\theta_i)))$ density, and that the sum of convex functions is also convex.

Via the content and methods of Section 2.1 we can construct a conjugate prior for the IE model by defining $m > 0$ and $\boldsymbol{\tau}$ in the interior of the convex support of $m\mathbf{A}$ (i.e., $(0, m)^n$), obtaining

$$\begin{aligned} \rho_{IE}(\boldsymbol{\theta}) &\propto \exp \left(\boldsymbol{\tau}^\top \boldsymbol{\theta} - m \left(\sum_{i=1}^n \log(1 + \exp \theta_i) \right) \right) \\ &= \prod_{i=1}^n \exp (\tau_i \theta_i - m \log(1 + \exp \theta_i)). \end{aligned}$$

If we apply the change-of-variables $p_i = \exp(\theta_i)/(1 + \exp(\theta_i))$ to each term in the product, we see that this prior corresponds to the joint density of independent beta random variables with $\alpha_i = \tau_i$ and $\beta_i = m - \tau_i$.

Under the ER formulation the entries of \mathbf{p} are all equal, and thus so are the entries of $\boldsymbol{\theta}$ (say, to some value $\eta \in \mathbb{R}$). The likelihood in this case is precisely

$$\begin{aligned} f(\mathbf{a} \mid \mathbf{1}_n \eta) &= \exp (\langle \mathbf{a}, \mathbf{1}_n \eta \rangle - n \log(1 + \exp \eta)) \\ &= \exp ((\mathbf{a}^\top \mathbf{1}_n) \eta - n \log(1 + \exp \eta)); \end{aligned}$$

i.e., that of an rank-1 exponential family with base measure 1, sufficient statistic $\mathbf{a}^\top \mathbf{1}_n = \sum_{i=1}^n a_i \in \{0, 1, \dots, n\}$, canonical parameter $\eta \in \mathbb{R}$, and log-partition $B(\eta) = n \log(1 +$

$\exp \eta$). Given a hyperparameterization $(\boldsymbol{\tau}, m)$ for the IE canonical parameter $\boldsymbol{\theta}$ the first statement of Theorem 2.2 yields the nearest information-theoretic conjugate prior for η as

$$\rho_{ER}(\eta) \propto \exp \left((\boldsymbol{\tau}^\top \mathbf{1}_n) \eta - nm \log(1 + \exp \eta) \right),$$

which, we find after applying the change-of-variables $p = \exp(\eta)(1 + \exp \eta)$, corresponds to a $\text{Beta}(\boldsymbol{\tau}^\top \mathbf{1}_n, nm - \boldsymbol{\tau}^\top \mathbf{1}_n)$ prior for the ER model's single parameter. Likewise, had we begun with a $\text{Beta}(v, w - v)$ prior for p in the ER model with $w > 0, v \in (0, w)$, the second statement of Theorem 2.2 gives the nearest information-theoretic conjugate prior for the entries of \mathbf{p} as the product of n -independent $\text{Beta}(v/n, (w - v)/n)$ densities.

As a consequence, we observe that specifying i.i.d. uniform priors on the distinct entries of \mathbf{p} does not induce the same prior for p ; indeed, such a choice corresponds to the latter being exactly $\text{Beta}(n, n)$ distributed *a priori*. Conversely, specifying a uniform prior for p induces independent $\text{Beta}(1/n, 1/n)$ priors for the entries of \mathbf{p} . For the latter case we observed in the previous subsection that the Bayes factor between IE and ER depends only on the number of edges $\sum_{i=1}^n a_i$ and the common expected value of the Beta priors, which is exactly $1/2$ after hyperparameter matching; the Bayes factor is exactly

$$\log \frac{E_{IE}}{E_{ER}} = \log \frac{n+1}{2^n} + \log \left(\binom{n}{\sum_{i=1}^n a_i} \right).$$

Since $2^n = \sum_{k=0}^n \binom{n}{k}$, the Bayes factor is positive when $\left(\binom{n}{\sum_{i=1}^n a_i} \right)$ is strictly larger than the average binomial coefficient with first argument n . Marginally under the full model the graph with sequence of edge existences A_1, \dots, A_n has probability $(1/2)^n$ of being observed; hence the number of edges $\sum_{i=1}^n A_i$ has a binomial marginal distribution with success probability 0.5 on n trials. The Bayes factor favors IE when

$$\frac{1}{n+1} < \left(\binom{n}{\sum_{i=1}^n A_i} \right) \left(\frac{1}{2} \right)^n.$$

A natural question, of course, is whether the Bayes factor is even justifiable for this problem. Were we to compute a prior-corrected BIC we again run into the issue of both the log-likelihood and log-prior for IE necessarily being evaluated at the boundary of the parameter space. The log-likelihood evaluates to 0, but the log-prior evaluates to ∞ . The evidence for ER will always be finite when the uniform prior for p is used, hence the prior-corrected BIC always results in IE being selected assuming we have matched the hyperparameters of the larger model. The confounding issue here is that the dimension of the parameter space for the enveloping model is not fixed, but rather grows at $O(n_v^2)$, hence we cannot simply invoke the earlier theory pertaining to settings in which the parameter space retains the same dimension as we observe more data. We do, however, obtain the following result, which effectively completes the analysis begun in Section 5.1 of Pisano (2022); the proof may be found in Appendix A.3.

Theorem 3.1. *Let $E_{IE}^{(n_v)}$ and $E_{ER}^{(n_v)}$ denote the evidence for the subscripted models based on a graph G with n_v -vertices assuming we have regularized ER with $U(0, 1)$ for p and IE with n -independent $\text{Beta}(1/n, 1/n)$ priors for the entries of \mathbf{p} . We have that*

$$\lim_{n_v \rightarrow \infty} P\left(\log \frac{E_{IE}^{(n_v)}}{E_{ER}^{(n_v)}} > 0 \mid G \sim ER(p)\right) = \begin{cases} 1, & \text{if } p = \frac{1}{2} \\ 0, & \text{if } p \neq \frac{1}{2}. \end{cases}$$

That is, the Bayes factor for IE vs ER is consistent for ER provided that $p \neq 0.5$.

This is to say that the Bayes factor is consistent for $ER(p)$ over IE provided that $p \neq 0.5$. The phenomenon described by this result is depicted in Figure 2. For each $n_v = 50, 150, 250, 500$ and $p = 0.30, 0.31, \dots, 0.69, 0.70$ we simulated 300 $ER(p)$ graphs and computed the proportion for which the Bayes factor selects the more complicated model. As n_v increases, it is clear that the probability of selecting IE shrinks to 0 for all values of p save near 0.5. Increasing n_v even further will yield a thinner spike about this value. This

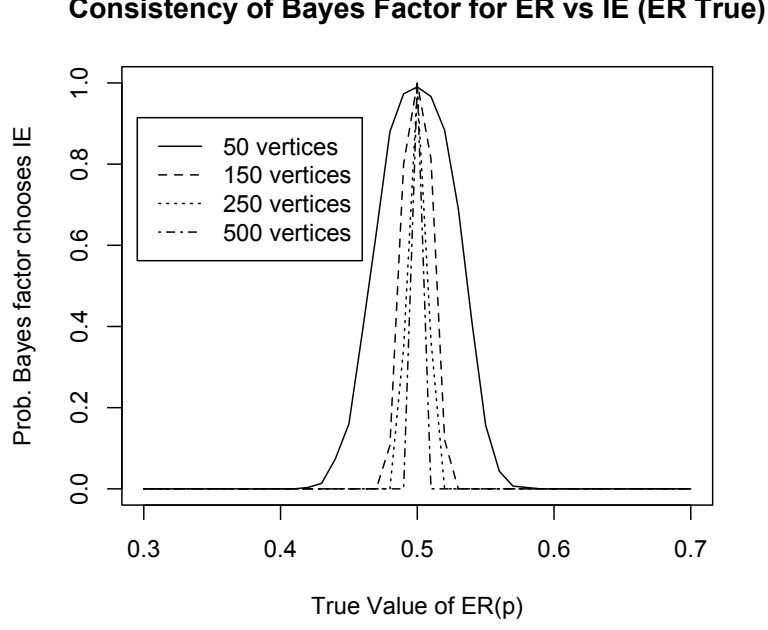


Figure 2: Prob. of the Bayes factor selecting IE when ER is true for the listed graph sizes.

effectively corroborates what we stated above, since the Bayes factor can be guaranteed to be positive when the observed proportion of edges falls near the common prior expectation λ of the entries of \mathbf{p} .

A natural follow-up concerns whether the Bayes factor consistently selects IE. Since the parameter space grows quadratically in the number of vertices, consistency is an ill-posed condition to aspire to; nonetheless, we can bound the probability that the Occam paradigm correctly selects IE provided that appropriate conditions on the edge probabilities hold.

Theorem 3.2. *Suppose we are in the statement of the previous theorem. Fix $\varepsilon > 3.166/\sqrt{n}$ and $\delta > 0$. We have that*

$$P\left(\log \frac{E_{IE}^{(n_v)}}{E_{ER}^{(n_v)}} > 0 \mid G \sim IE(\mathbf{p})\right) \geq P(Z^2 \leq (1 - n^{-\frac{\delta}{2}})^2 \log n (1 - n^{-\frac{\delta}{2}})^2) - \varepsilon$$

where Z denotes a standard normal random variable, provided that

$$p_i \in \left(\frac{1.5830}{\varepsilon\sqrt{n}}, 1 - \frac{1.5830}{\varepsilon\sqrt{n}}\right)$$

for all $i = 1, \dots, n$ and

$$\frac{n - \sqrt{n^{1-\delta} \log n}}{2} < \sum_{i=1}^n p < \frac{n + \sqrt{n^{1-\delta} \log n}}{2}.$$

The proof of this theorem can be found in Appendix A.4. This result arises from the fact that when the graph arises from an $\text{IE}(\mathbf{p})$ model the number of edges is the sum of n independent but not identically distributed Bernoulli random variables; per Tang and Tang (2023) this sum has a Poisson binomial distribution, and thus permits a Gaussian approximation. The lower bounds for various values of ε and δ and corresponding minimum edge probabilities for the case when $n_v = 100$ are depicted in Figure 3.

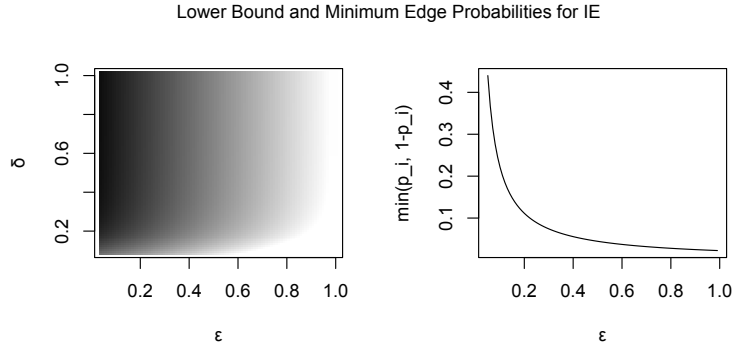


Figure 3: Left: Lower bound for the probability of evidence correctly selecting IE for $(\varepsilon, \delta) \in (0, 1)^2$ when $n_v = 100$. Darker regions indicate a higher lower bound. Right: Minimum edge probabilities (and complements) corresponding to various ε .

4 Extending the Occam Framework

We have, so far, only presented the task of model selection for random graphs when the only candidate models are those at the extremes of the model space. The Erdős-Rényi model is the simplest, with only one governing parameter; and the independent edge model is the most complicated, with a number of parameters of order quadratic in the number of

vertices. We hereby begin the task of extending the model selection problem to encompass other random graph models.

As mentioned in the opening paragraph of the previous section, a positive definite stochastic blockmodel (SBM) model on n_v vertices with K (with $1 \leq K < n_v$) blocks and rank d ($d \leq K$) is characterized by an edge probability matrix $\mathbf{P} = \mathbf{X}\mathbf{X}^\top$, where $\mathbf{X} \in \mathbb{R}^{n_v \times d}$. For the sake of illustration we shall primarily treat the case of rank 1, 2-block SBM in which the block memberships are known; since such a formulation only involves 2 parameters, we will later present how the Occam framework may be extended to include a special 1-parameter SBM of this variety.

Suppose that $\pi \in (0, 1)$ denotes the membership probability of block 1. For simplicity we will assume that $n_v\pi$ is an integer. Let vertices $1, \dots, n_v\pi$ belong to block 1 and vertices $n_v\pi + 1, \dots, n_v$ belong to block 2; in practice, the vertices' block memberships must be learned or estimated (see, e.g., Pisano et al., 2022), but for now we shall assume that they are known. A full-rank SBM with these block memberships may be fully characterized by a 2×2 matrix \mathbf{B} , where B_{ij} indicates the probability that any particular node in block i has an edge joining it to any particular node in block j . In this case, the probability of observing a graph with adjacency matrix \mathbf{A} can be written as

$$B_{11}^{S_{11}}(1 - B_{11})^{O_{11}} \times B_{12}^{S_{12}}(1 - B_{12})^{O_{12}} \times B_{22}^{S_{22}}(1 - B_{22})^{O_{22}}$$

where

$$\begin{aligned} S_{11} &:= \sum_{i=1}^{n_v\pi} \sum_{j=i}^{n_v\pi} A_{ij} & O_{11} &:= \sum_{i=1}^{n_v\pi} \sum_{j=i}^{n_v\pi} (1 - A_{ij}) \\ S_{12} &:= \sum_{i=1}^{n_v\pi} \sum_{j=n_v\pi+1}^{n_v} A_{ij} & O_{12} &:= \sum_{i=1}^{n_v\pi} \sum_{j=n_v\pi+1}^{n_v} (1 - A_{ij}) \\ S_{22} &:= \sum_{i=n_v\pi+1}^{n_v} \sum_{j=i}^{n_v} A_{ij} & O_{22} &:= \sum_{i=n_v\pi+1}^{n_v} \sum_{j=i}^{n_v} (1 - A_{ij}). \end{aligned}$$

The probability mass function of \mathbf{A} is in fact a fully rank-3 exponential family, and thus may be easily subsumed into the Occam paradigm of the previous section by equipping the parameters B_{11} , B_{12} , and B_{22} with independent beta priors.

If the task at hand is to select whether \mathbf{A} arose from such a full-rank 2-block SBM or an $\text{ER}(p)$, where the single parameter of the latter is equipped with a standard beta prior, then the matched three-dimensional beta prior for the SBM parameters may be obtained by directly invoking Theorem 2.2 after re-expressing the likelihood in canonical form, or by applying the central result of Klugkist and Hoijsink (2007).

4.1 An Approximate Occam Paradigm for a Uniparametric SBM

Let us consider a special two-block polynomial x SBM restricted sub-model, studied by Cape et al. (2019). This model is governed by a single unknown parameter $x \in (0, 1)$ and a known parameter $\gamma > 1$, such that

$$\mathbf{B} = \begin{bmatrix} x \\ x^\gamma \end{bmatrix} \begin{bmatrix} x & x^\gamma \end{bmatrix} = \begin{bmatrix} x^2 & x^{\gamma+1} \\ x^{\gamma+1} & x^{2\gamma} \end{bmatrix}.$$

We denote this uniparametric model as $\text{uSBM}_\gamma(x)$. The likelihood function of observing adjacency matrix \mathbf{A} under this model is then

$$x^{2S_{11}}(1-x^2)^{O_{11}} \times x^{(\gamma+1)S_{12}}(1-x^{\gamma+1})^{O_{12}} \times x^{2\gamma S_{22}}(1-x^{2\gamma})^{O_{22}}$$

Since x takes values in $(0, 1)$, we deem it natural and intuitive to assign a beta prior, i.e.,

$$x \sim \text{Beta}(\alpha, \beta)$$

Via Bayes' theorem, we obtain the posterior of x given \mathbf{A} as

$$\rho(x \mid \mathbf{A}) \propto \frac{\Gamma(\alpha + \beta)}{\Gamma(\alpha)\Gamma(\beta)} x^{2S_{11} + (\gamma+1)S_{12} + 2\gamma S_{22} + \alpha - 1} (1-x)^{\beta-1} (1-x^2)^{O_{11}} (1-x^{\gamma+1})^{O_{12}} (1-x^{2\gamma})^{O_{22}}$$

The evidence for this uniparametric model, which we denote as E_{uSBM} , is thus the integral of the above expression with respect to x from 0 to 1.

In Section 3.2 we demonstrated that the assignment of a uniform prior for p in $\text{ER}(p)$ induces independent $\text{Beta}(1/n, 1/n)$ priors for the entries of \mathbf{P} in $\text{IE}(\mathbf{P})$. To obtain the induced hyperparameters for x in $\text{uSBM}_\gamma(x)$, although it's not a linearly nested model within $\text{ER}(p)$ or linearly nests $\text{ER}(p)$, we can follow the diagram in Figure 4 below to first get the induced prior parameters for the general 1-rank 2-block $\text{SBM}(\mathbf{X})$, and then obtain the induced hyperparameters for $\text{uSBM}_\gamma(x)$ from $\text{SBM}(\mathbf{X})$. To do so, we should optimize the Kullback-Leibler divergence for each pair, over the region of the more complex parameter space which corresponds to the simpler parameter space (Klugkist and Hoijsink, 2007). We then get the result that when we assign a uniform prior in $\text{ER}(p)$, the induced prior for $\text{uSBM}_\gamma(x)$ is $\text{Beta}(\gamma + 2, 1)$. We present a detailed derivation of this in Appendix A.5. For instance, when the latent vector of $\text{uSBM}_\gamma(x)$ is $[x \ x^2]^\top$, the induced prior of this model when the prior of $\text{ER}(p)$ is uniform, is $\text{Beta}(4, 1)$.

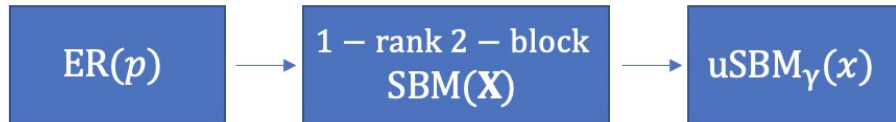


Figure 4: Diagram for the induced priors.

4.2 Model Selection for the Complete Graph

Before we apply our evidence-based criterion to the model selection problem that includes $\text{ER}(p)$, $\text{IE}(\mathbf{P})$, and $\text{uSBM}_\gamma(x)$, we compute and compare the evidences in the extreme case when the observed graph under consideration is complete. We obtain the following

theorem; the proof of which have been relegated to Appendix A.6. Another extreme case occurs when the observed graph is empty, but we contend that it makes little sense to discuss the generative model.

Theorem 4.1. *Let G be the complete graph on n_v vertices with n possible edges, arisen from either $ER(p)$, $IE(\mathbf{P})$, or $uSBM_\gamma(x)$ defined in Section 4.1, with respective priors $\rho_{ER} = \text{Beta}(1, 1)$, $\rho_{IE} = \text{Beta}(1/n, 1/n)$, and $\rho_{uSBM} = \text{Beta}(\gamma + 2, 1)$. If $\pi > (0.5\gamma - 1)/(\gamma - 1)$, then $uSBM$ is always selected by the evidence; if $\pi < (0.5\gamma - 1)/(\gamma - 1)$, ER is always selected by the evidence.*

Note that π denotes the membership probability in $(0, 1)$. When $1 < \gamma \leq 2$, $(0.5\gamma - 1)/(\gamma - 1) \leq 0$. Hence, if we observe a complete graph and consider the $uSBM_\gamma(x)$ with $\gamma \leq 2$, then no matter what the membership probability is, our evidence-based criterion always chooses this SBM model. In general, we can see that for a complete graph, evidence chooses ER when π is small. This intuitively makes sense because in our $uSBM_\gamma(x)$, $x > x^\gamma$ for $\gamma > 1$, so a small π means that most vertices lie in the block with the smaller adjacency probability $x^{2\gamma}$. Hence, many edges are less likely to exist in the SBM model with small π , and such SBM is less likely to generate a complete graph.

4.3 Simulation Results

In this section, we detail and present the results of simulations which demonstrate the numerical consistency of our Occam paradigm for the task of selecting from $ER(p)$, $IE(\mathbf{P})$, and $uSBM_\gamma(x)$ defined in Section 4.1. For each simulated instance, we computed the evidences of the three models and selected the model with the largest evidence. Although we previously derived the log-evidence of $ER(p)$ explicitly in Section 3, some components in the expression may be too computationally expensive to compute for even moderately-

sized graphs. If we invoke Stirling’s approximation for the factorial, we have under our paradigm that

$$\log E_{ER} \approx s \log s + (n - s) \log(n - s) - (n + 1) \log(n + 1) + 1$$

where $s = \sum_{i=1}^n a_i$. We also derived the log-evidence of $\text{IE}(\mathbf{P})$ which, under the induced prior of $\text{Beta}(1/n, 1/n)$ for each entry of \mathbf{P} , E_{IE} is exactly $-n \log 2$.

The difficulty remains in the evaluation of $\text{uSBM}_\gamma(x)$ under the induced prior $\text{Beta}(\gamma + 2, 1)$, a one-dimensional integral which does have a closed form, albeit one which may typically not be conveniently obtained; when the graph size is large, the exponents inside the integral will frequently be too large to compute the integral numerically. To obtain an approximation for the evidence, we implement a Metropolis-Hastings procedure to sample from the density of $x \mid \mathbf{A}$; following this we apply kernel density estimation to approximate the density as $\hat{\rho}_{\text{uSBM}}(x \mid \mathbf{A})$. We approximate the log-evidence by picking some $x_0 \in (0, 1)$ with nontrivial posterior weight and computing

$$\log \hat{E}_{SBM} = \log P(\mathbf{A} \mid x_0) - \log \frac{\hat{\rho}_{\text{uSBM}}(x_0 \mid \mathbf{A})}{\rho_{\text{uSBM}}(x_0)}$$

to approximate the flexibility and then evidence. One challenge of this approach is to find an appropriate proposal distribution in the Metropolis-Hastings algorithm to guarantee fast convergence. Although a standard uniform proposal density suffices for our purpose, future work may demonstrate alternatives’ greater efficacy.

We present the simulation results when $\pi = 0.5$ and $\gamma = 2$. We first sampled 100 graphs from the $\text{ER}(p)$ model for each value of p . Figure 5 shows the probability of the evidence selecting each of three models for different graph sizes. At most values of p , this criterion correctly chooses the true model $\text{ER}(p)$; when p is around 0.5, the criterion chooses $\text{IE}(\mathbf{P})$; when p is close to 1, the criterion tends to choose our $\text{uSBM}_\gamma(x)$. As the size of graph

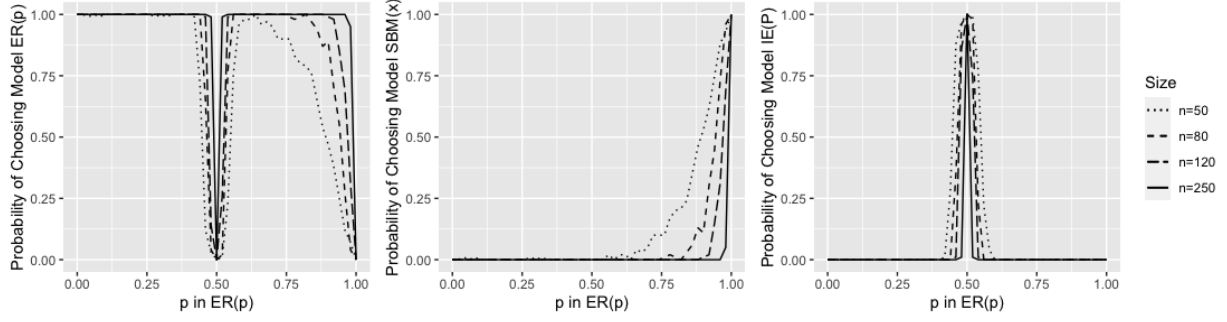


Figure 5: Probability of the criterion selecting each model when ER is true for different n_v .

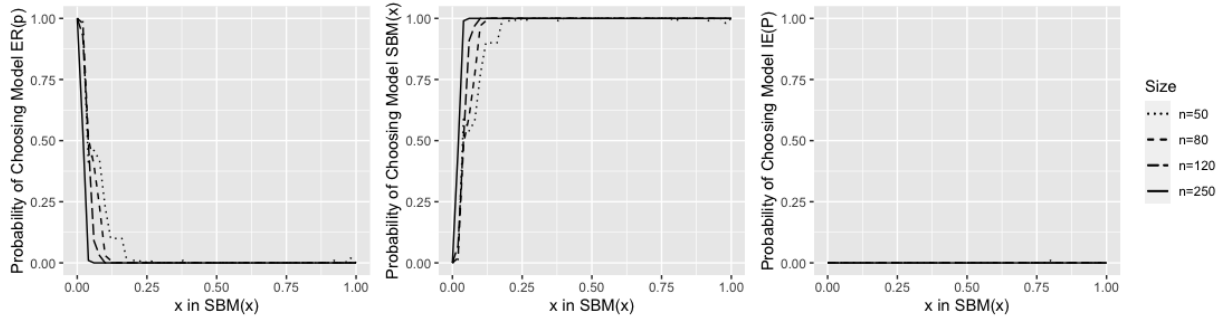


Figure 6: Prob. of the criterion selecting each model when SBM is true for different n_v .

increases, the regions in which evidence chooses $\text{IE}(\mathbf{P})$ or $\text{uSBM}_\gamma(x)$ shrink, indicating that the probability of successfully choosing $\text{ER}(p)$ goes to 1, except for the singularity at $p = 0.5$, at which the criterion chooses $\text{IE}(\mathbf{P})$ instead, *à la* Theorem 3.1.

We also sampled 100 graphs from the $\text{SBM}(x)$ model for each value of $x \in (0, 1)$, with $\gamma = 2$. Figure 6 shows the empirical proportion of times evidence selected each of three models. At most values of x , this criterion successfully chooses the true model $\text{uSBM}_\gamma(x)$, except when x is small, at which the criterion mistakenly chooses $\text{ER}(p)$; the regions of mistakenly choosing $\text{ER}(p)$ shrink as the size of graph increases, indicating that the probability of successfully choosing the true model $\text{uSBM}_\gamma(x)$ appears to go to 1 for all values of $x \in (0, 1)$.

We also tested the performance for alternative values of π and γ in $\text{uSBM}_\gamma(x)$. Similar patterns were observed as in the previous case; these results corresponding to $\pi = 0.2$, $\gamma = 3$

are presented in Appendix B.

5 Model Selection on Real Data

To demonstrate the practicality of the Occam paradigm, we apply it to connectome data analyzed by Yang et al. (2021), consisting of 112 adjacency matrices representing the connectivity of scanned human brains. The vertices, representing either individual neurons or regions of alike neurons, can be categorized into two blocks, one representing white matter with average membership probability 0.35, and the other representing gray matter with average membership probability 0.65. We speculate that a two-block SBM (e.g. $\text{uSBM}_\gamma(x)$) may serve as a suitable model for such data.

Since self-loops are not allowed among these data, we slightly modify our formulation to account for them. The number of possible edges is now $n^* = \binom{n_v}{2}$ instead of $n = \binom{n_v}{2} + n_v$, and the number of observed edges is then $s^* = \sum_{i=1}^{n^*} a_i$. Correspondingly,

$$\log E_{IE} = n^* \log \frac{1}{2}$$

$$\log E_{ER} = -\log \left[(n^* + 1) \binom{n^*}{s^*} \right] \approx s^* \log s^* + (n^* - s^*) \log(n^* - s^*) - (n^* + 1) \log(n^* + 1) + 1$$

Similarly, the evidence of $\text{uSBM}_\gamma(x)$ is then

$$\int_0^1 \frac{\Gamma(\alpha + \beta)}{\Gamma(\alpha)\Gamma(\beta)} x^{2S_{11}^* + (\gamma+1)S_{12}^* + 2\gamma S_{22}^* + \alpha - 1} (1-x)^{\beta-1} (1-x^2)^{O_{11}^*} (1-x^{\gamma+1})^{O_{12}^*} (1-x^{2\gamma})^{O_{22}^*} dx$$

where

$$\begin{aligned} S_{11}^* &:= \sum_{i=1}^{n_v\pi-1} \sum_{j=i+1}^{n_v\pi} A_{ij} & O_{11}^* &:= \sum_{i=1}^{n_v\pi-1} \sum_{j=i+1}^{n_v\pi} (1 - A_{ij}) \\ S_{12}^* &:= \sum_{i=1}^{n_v\pi} \sum_{j=n_v\pi+1}^{n_v} A_{ij} & O_{12}^* &:= \sum_{i=1}^{n_v\pi} \sum_{j=n_v\pi+1}^{n_v} (1 - A_{ij}) \\ S_{22}^* &:= \sum_{i=n_v\pi+1}^{n_v-1} \sum_{j=i+1}^{n_v} A_{ij} & O_{22}^* &:= \sum_{i=n_v\pi+1}^{n_v-1} \sum_{j=i+1}^{n_v} (1 - A_{ij}). \end{aligned}$$

To compute and compare evidences of the three models for each graph, we need to specify γ in $\text{uSBM}_\gamma(x)$. Recall that the block probability matrix is structured as

$$\mathbf{B} = \begin{bmatrix} x \\ x^\gamma \end{bmatrix} \begin{bmatrix} x & x^\gamma \end{bmatrix} = \begin{bmatrix} x^2 & x^{\gamma+1} \\ x^{\gamma+1} & x^{2\gamma} \end{bmatrix},$$

For each graph i , we observe $S_{11,i}, S_{12,i}, S_{22,i}$, and have

$$\widehat{x_i^2} = \frac{S_{11,i}}{\binom{n_v\pi}{2}}; \widehat{x_i^{2\gamma}} = \frac{S_{22,i}}{\binom{n_v - n_v\pi}{2}}; \widehat{x_i^{\gamma+1}} = \frac{S_{12,i}}{n_v\pi(n_v - n_v\pi)},$$

and thus we compute and define

$$\widehat{\gamma}_{12,i} = 2 \log_{\widehat{x_i^2}} \widehat{x_i^{\gamma+1}} - 1; \widehat{\gamma}_{22,i} = \log_{\widehat{x_i^2}} \widehat{x_i^{2\gamma}}; \widehat{\gamma}_i = \frac{n_v^2\pi(1-\pi)\widehat{\gamma}_{12,i} + \binom{n_v - n_v\pi}{2}\widehat{\gamma}_{22,i}}{n_v^2\pi(1-\pi) + \binom{n_v - n_v\pi}{2}}.$$

The 112 graphs represent the images of 56 brains, 2 for each, so for each graph, we take the γ as the average $\widehat{\gamma}_i$ computed from the scans of the other brains; i.e., for the 1st and the 2nd graphs, take γ to be 2.108; for the 3rd and the 4th graphs, take γ to be 2.112, etc.

For each graph, we next compute its evidence under three different models: $\text{ER}(p)$, $\text{IE}(\mathbf{P})$, and $\text{uSBM}_\gamma(x)$ with γ specified as above. Table 1 shows the five-number summaries for the log-evidences for all 112 graphs. We also plot the log evidences of ER versus the uniparametric SBM for all graphs in Figure 7. All points lie above the identity line, indicating that $\text{uSBM}_\gamma(x)$ is preferred for these images. Therefore, we conclude that our $\text{uSBM}_\gamma(x)$ is the most suitable model, compared to the ER model and IE models, for this brain image dataset.

6 Discussion

We have proposed and presented the application of the Occam paradigm to random graph models. In summary, our paradigm involves computing the marginal likelihood (i.e.,

	Minimum	First Quartile	Median	Third Quartile	Maximum
$\log E_{ER}$	-65095.48	-56952.99	-54626.32	-52557.58	-47058.85
$\log E_{uSBM}$	-59770.46	-53476.21	-51308.53	-49455.09	-44607.73
$\log E_{IE}$	-203619.6	-202558.4	-202028.8	-200971.8	-198341.3

Table 1: Five-number summaries for the log-evidences for all 112 brain scans.

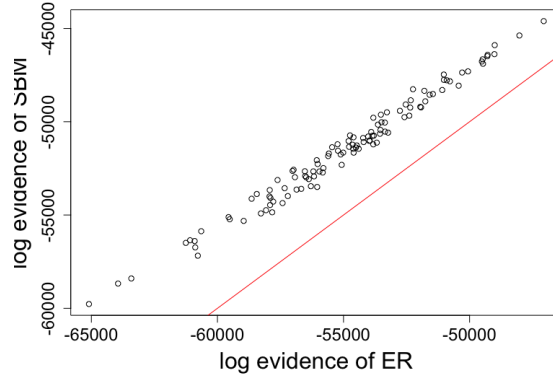


Figure 7: $\log E_{SBM}$ vs. $\log E_{ER}$ for all 112 brain graphs. The line denotes the identity line.

Bayesian evidence) of each candidate model for an observed graph, and results in the one with the largest evidence being selected. We’ve demonstrated the theoretical and empirical consistency of the evidence for the task of determining an appropriate generative model for network data, between the simplest ER model and the most complex IE model. We next extend the framework to include a special uniparametric 1-rank 2-block stochastic blockmodel, which presents itself as a more intuitive model than ER and IE for network data with two obvious classes. By evaluating the evidences of the three models for simulated graphs, we have demonstrated the consistency of this evidence-based criterion for such data. We then readily applied the analysis to some connectome data, whose vertices can be categorized into two blocks; the uniparametric 2-block SBM was indeed selected as the most appropriate one among them.

A natural limitation of the Occam paradigm is that it only includes a few models. We will continue to fill in the “complexity gap” and extend the framework to include more general SBMs. For now we have only considered $\text{uSBM}_\gamma(x)$ in our analysis due to the difficulty of evaluating the evidence of a general rank-1 SBM with known membership. For a rank-1 SBM with K blocks, the evidence can be shown to be a K -dimensional integral with a numerically intractable closed form. A Metropolis-Hastings approach seems promising, but our most pressing obstacle thus far has been to determine an efficient proposal distribution for the algorithm that approximates the ensuing multivariate correlated beta posterior distribution. In the case of the uniparametric SBM, a standard uniform proposal density suffices for our purpose, but such a naive approach does not work well even in the case of a 1-rank 2-block SBM. Hence, we aim to explore other possible proposal distributions and then include general 1-rank SBMs in our analysis in future work.

To include SBMs with rank greater than 1, placing beta priors on each latent position, while seemingly natural, will run into the issue of identifiability of the latent positions only up to orthogonal transformation (Athreya et al., 2018). Inspired by Pisano (2022), one can express the latent positions of a model’s block probability matrix \mathbf{B} in polar coordinates and then assign beta priors on this characterization of the latent positions. For example, in the 2-rank K -block SBM with known membership, the entries of \mathbf{B} can be written as $B_{kj} = \sqrt{R_k R_j} \cos(\theta_k - \theta_j)$, where $R_k \sim U(0, 1)$ and $\theta_k \sim U(0, \pi/2)$. We hope to extend this prior to the case of higher dimensions and then approximate the posterior densities via MCMC. After accomplishing this, we will be able to include higher-dimensional SBMs with known membership in our exploration of evidence applied to random graphs.

However, one may argue that the assumption of known membership is not realistic, so eventually we would like to extend the Occam paradigm to include more flexible case

when the memberships are unknown. To accomplish this, we must needs extend the Occam paradigm to settings which involve missing data. As in Pisano (2022), we will begin to the K -component d -dimensional Bayesian Gaussian mixture model. We can then adapt the integrated classification likelihood (ICL) proposed by Biernacki et al. (1998) and determine its behavior and performance when the component variance-covariance matrices shrink in the number of observations. This scenario is relevant to the Occamization of SBMs with unknown membership since the curved-Gaussian limiting results due to governing low-rank representations of adjacency possess shrinking covariance matrices; for larger graphs the ensuing missing-data entropy model selection criteria would be negligible *à la* Tang and Tang (2014). Future work will involve the direct application of the missing-data Occam paradigm to random graphs.

A natural objection to the Occam paradigm which a classical statistician may offer is the necessity of a proper prior for the simplest model to ensure probabilistic interpretation of the various models' evidences. We contend, however, that this concern, while valid *à la* Edwards (1984)'s should not affect the model selection procedure for random graphs in practice. The uniform prior for ER imposes a prior sample size of 2 possible edges, with 1 observed, and the encompassing priors method imposes this on the prior for every other model being considered. Since network data tend to be large in practice (e.g., the smallest connectome in Section 5 had 757 vertices, with $\binom{757}{2} = 286146$ possible edges) the volume of actual observations (i.e., absent and present edges) should greatly outweigh the volume of pseudo-observations in the priors.

References

- Athreya, A., Fishkind, D. E., Tang, M., Park, Y., Vogelstein, J. T., Levin, K., Lyzinski, V., Qin, Y. and Sussman, D. L. (2018), ‘Statistical inference on random dot product graphs: A survey’, *Journal of Machine Learning Research* **18**, 1–92.
- Athreya, A., Priebe, C. E., Tang, M., Marchette, D. J. and Sussman, D. L. (2016), ‘A limit theorem for scaled eigenvectors of random dot product graphs’, *Sankhya A* **78**(1), 1–18.
- Bickel, P. J. and Doksum, K. A. (2015), *Mathematical Statistics: Basic Ideas and Selected Topics*, Vol. 1 of *Texts in Statistical Sciences*, 2 edn, CRC Press.
- Biernacki, C., Celeux, G. and Govaert, G. (1998), Assessing a mixture model for clustering with the integrated classification likelihood, Technical Report RR-3521, INRIA.
- Cape, J., Tang, M. and Priebe, C. E. (2019), ‘On spectral embedding performance and elucidating network structure in stochastic block model graphs’.
- Diaconis, P. and Ylvisaker, D. (1979), ‘Conjugate priors for exponential families’, *The Annals of Statistics* **7**(2), 269–281.
- Edwards, A. W. F. (1984), *Likelihood*, Cambridge University Press.
- Gelfand, A. E. and Dey, D. K. (1994), ‘Bayesian model choice: Asymptotics and exact calculations’, *Journal of the Royal Statistical Society. Series B (Methodological)* **56**(3), 501–514.
- Gowers, T. (2002), *Mathematics: A Very Short Introduction*, Oxford University Press.
- Holland, P. W., Askey, K. B. and Leinhardt, S. (1983), ‘Stochastic blockmodels: First steps’, *Social Networks* **5**(2), 109–137.

- Horn, R. A. and Johnson, C. R. (2013), *Matrix Analysis*, 2 edn, Cambridge University Press.
- Kashyap, R. L. (1982), ‘Optimal choice of AR and MA parts in autoregressive moving average models’, *IEEE Transactions on Pattern Recognition and Machine Intelligence* **4**(2), 99–104.
- Klugkist, I. and Hoijsink, H. (2007), ‘The Bayes factor for inequality and about equality constrained models’, *Computational Statistics and Data Analysis* **51**, 6367–6379.
- Mackay, D. J. C. (1992), ‘Bayesian interpolation’, *Neural Computation* **4**(3), 415–447.
- Odlyzko, A. M. (1996), *Handbook of Combinatorics*, Vol. 2, MIT Press, chapter Asymptotic Enumeration Methods, pp. 1063–1229.
- Passino, F. S. and Heard, N. A. (2020), ‘Bayesian estimation of the latent dimension and communities in stochastic blockmodels’, *Statistics and Computing* **30**(1291–1307).
- Pisano, Z. M. (2022), Towards an Occam Factor for Random Graphs, PhD thesis, Johns Hopkins University.
- Pisano, Z. M., Agterberg, J. S., Priebe, C. E. and Naiman, D. Q. (2022), ‘Spectral graph clustering via the expectation-solution algorithm’, *Electronic Journal of Statistics* **16**, 3135–3175.
- Rougier, J. and Priebe, C. E. (2020), ‘The exact form of the ‘Ockham factor‘ in model selection’, *The American Statistician* **75**(3), 288–293.
- Schwarz, G. E. (1978), ‘Estimating the dimension of a model’, *Annals of Statistics* **6**(2), 461–464.

- Tang, M. and Priebe, C. E. (2018), ‘Limit theorems for eigenvectors of the normalized laplacian for random graphs’, *The Annals of Statistics* **46**(5), 2360–2415.
- Tang, W. and Tang, F. (2014), ‘Perfect clustering for stochastic blockmodel graphs via adjacency spectral embedding’, *Electronic Journal Of Statistics* **8**(2), 2905–2922.
- Tang, W. and Tang, F. (2023), ‘The Poisson Binomial Distribution– Old and New’, *Statistical Science* **38**(4), 108–119.
- Yang, C., Priebe, C. E., Park, Y. and Marchette, D. J. (2021), ‘Simultaneous dimensionality and complexity model selection for spectral graph clustering’, *Journal of Computational and Graphical Statistics* **30**(2), 422–441.
- Young, S. J. and Scheinerman, E. (2007), Random dot product graph models for social networks, in ‘Proceedings of the 5th international conference on algorithms and models for the web-graph’, pp. 138–149.
- Zhu, M. and Ghodsi, A. (2006), ‘Automatic dimensionality selection from the scree plot via the use of profile likelihood’, *Computational Statistics and Data Analysis* **51**(2), 918–930.

A Proofs of Theorems

A.1 Proof of Theorem 2.1

Define $\mathbf{T}_n = \sum_{i=1}^n \mathbf{T}(x_i)$. In the setting we describe we have

$$\mathcal{F}(\hat{\boldsymbol{\theta}}_n, \mathbf{x}) = \log \frac{H(\mathbf{T}_n + \boldsymbol{\tau}, n + m)}{H(\boldsymbol{\tau}, m)} + \langle \hat{\boldsymbol{\theta}}_n, \mathbf{T}_n \rangle - nA(\hat{\boldsymbol{\theta}}_n).$$

Since ρ is a density function we have that

$$H(\mathbf{T}_n + \boldsymbol{\tau}, n + m) = \left(\int_{\Theta} \exp \{ \langle \boldsymbol{\theta}, \mathbf{T}_n + \boldsymbol{\tau} \rangle - (n + m)A(\boldsymbol{\theta}) \} d\boldsymbol{\theta} \right)^{-1}.$$

We thus rewrite the flexibility as

$$\begin{aligned}\mathcal{F}(\hat{\boldsymbol{\theta}}_n, \mathbf{x}) = & -\log \int_{\Theta} \exp \{ \langle \boldsymbol{\theta}, \mathbf{T}_n + \boldsymbol{\tau} \rangle - (n+m)A(\boldsymbol{\theta}) \} d\boldsymbol{\theta} - \log \exp \{ -\langle \hat{\boldsymbol{\theta}}_n, \mathbf{T}_n \rangle + nA(\hat{\boldsymbol{\theta}}_n) \} \\ & - \log H(\boldsymbol{\tau}, m).\end{aligned}$$

We absorb the log-exp term into the integral and obtain (upon temporarily ignoring the prior integration constant as well as the log) the integral

$$\int_{\Theta} \exp \{ \langle \boldsymbol{\theta} - \hat{\boldsymbol{\theta}}_n, \mathbf{T}_n \rangle + \langle \boldsymbol{\theta}, \boldsymbol{\tau} \rangle - n(A(\boldsymbol{\theta}) - A(\hat{\boldsymbol{\theta}}_n)) - mA(\boldsymbol{\theta}) \} d\boldsymbol{\theta}.$$

The exponent is maximized at the MAP estimate $\boldsymbol{\theta} = \hat{\boldsymbol{\theta}}_n$, so Laplace's method yields the approximation

$$\begin{aligned}\int_{\Theta} \exp \left\{ \langle \hat{\boldsymbol{\theta}}_n, \boldsymbol{\tau} \rangle - mA(\hat{\boldsymbol{\theta}}_n) + \langle \mathbf{T}_n + \boldsymbol{\tau} - (n+m)\dot{A}(\hat{\boldsymbol{\theta}}_n), \boldsymbol{\theta} - \hat{\boldsymbol{\theta}}_n \rangle \right. \\ \left. - \frac{1}{2} \langle \boldsymbol{\theta} - \hat{\boldsymbol{\theta}}_n, (n+m)\ddot{A}(\hat{\boldsymbol{\theta}}_n)(\boldsymbol{\theta} - \hat{\boldsymbol{\theta}}_n) \rangle \right\} d\boldsymbol{\theta}.\end{aligned}$$

The conditions on $\boldsymbol{\tau}$ and m ensure that $\hat{\boldsymbol{\theta}}_n = \dot{A}^{-1}(\frac{\mathbf{T}_n + \boldsymbol{\tau}}{n+m})$ exists uniquely in the interior of Θ . We see immediately that the second inner product vanishes as its first argument equals $\mathbf{0}$, hence we are left with

$$\begin{aligned}\exp \{ \langle \hat{\boldsymbol{\theta}}_n, \boldsymbol{\tau} \rangle - mA(\hat{\boldsymbol{\theta}}_n) \} \int_{\Theta} \exp \left\{ -\frac{1}{2} \langle \boldsymbol{\theta} - \hat{\boldsymbol{\theta}}_n, (n+m)\ddot{A}(\hat{\boldsymbol{\theta}}_n)(\boldsymbol{\theta} - \hat{\boldsymbol{\theta}}_n) \rangle \right\} d\boldsymbol{\theta} \\ = \exp \{ \langle \hat{\boldsymbol{\theta}}_n, \boldsymbol{\tau} \rangle - mA(\hat{\boldsymbol{\theta}}_n) \} (2\pi)^{\frac{k}{2}} |\ddot{A}(\hat{\boldsymbol{\theta}}_n)|^{-\frac{1}{2}} (n+m)^{-\frac{k}{2}}.\end{aligned}$$

Flexibility is thus approximately

$$\begin{aligned}-\log \left(\exp \{ \langle \hat{\boldsymbol{\theta}}_n, \boldsymbol{\tau} \rangle - mA(\hat{\boldsymbol{\theta}}_n) \} (2\pi)^{\frac{k}{2}} |\ddot{A}(\hat{\boldsymbol{\theta}}_n)|^{-\frac{1}{2}} (n+m)^{-\frac{k}{2}} \right) - \log H(\boldsymbol{\tau}, m) \\ = -\log \rho(\hat{\boldsymbol{\theta}}_n) + \frac{1}{2} \log \left| \frac{\ddot{A}(\hat{\boldsymbol{\theta}}_n)}{2\pi} \right| + \frac{k}{2} \log(n+m)\end{aligned}$$

and the difference between flexibility and the BIC penalty may be approximated as

$$-\log \rho(\hat{\boldsymbol{\theta}}_n) + \frac{1}{2} \log \left| \frac{\ddot{A}(\hat{\boldsymbol{\theta}}_n)}{2\pi} \right| + \frac{k}{2} \log(n+m) - \frac{k}{2} \log n.$$

Since $\hat{\boldsymbol{\theta}}_n \xrightarrow{p} \boldsymbol{\theta}_0$ and $\frac{n+m}{n} \rightarrow 1$, by the continuous mapping theorem we have that this expression converges in probability to

$$-\log \rho(\boldsymbol{\theta}_0) + \frac{1}{2} \log \left| \frac{\ddot{A}(\boldsymbol{\theta}_0)}{2\pi} \right|$$

as desired. \square

A.2 Proof of Theorem 2.2

We begin with the first minimization problem. Jensen's inequality yields

$$\begin{aligned} -\mathbb{E}_N \left[\log \frac{\rho_F(\mathbf{M}^\top \boldsymbol{\eta})}{\rho_N(\boldsymbol{\eta})} \right] &\geq -\log \int_{\boldsymbol{\varepsilon}} \left(\frac{\rho_F(\mathbf{M}^\top \boldsymbol{\eta})}{\rho_N(\boldsymbol{\eta})} \right) \rho_N(\boldsymbol{\eta}) d\boldsymbol{\eta} \\ &= -\log \int_{\boldsymbol{\varepsilon}} \rho_F(\mathbf{M}^\top \boldsymbol{\eta}) d\boldsymbol{\eta} \\ &= -\log \left[H(\boldsymbol{\tau}, m) \int_{\boldsymbol{\varepsilon}} \exp\{\langle \boldsymbol{\tau}, \mathbf{M}^\top \boldsymbol{\eta} \rangle - mA(\mathbf{M}^\top \boldsymbol{\eta})\} d\boldsymbol{\eta} \right] \\ &= -\log \left[\frac{H(\boldsymbol{\tau}, m)}{G(\mathbf{M}\boldsymbol{\tau}, m)} \int_{\boldsymbol{\varepsilon}} G(\mathbf{M}\boldsymbol{\tau}, m) \exp\{\langle \boldsymbol{\tau}, \mathbf{M}^\top \boldsymbol{\eta} \rangle - mA(\mathbf{M}^\top \boldsymbol{\eta})\} d\boldsymbol{\eta} \right]. \end{aligned}$$

The integrand in the final line is the density of the nested prior parameterized by $\mathbf{v} = \mathbf{M}\boldsymbol{\tau}$ and $w = m$, and thus integrates over $\boldsymbol{\varepsilon}$ to 1; hence we have

$$-\mathbb{E}_N \left[\log \frac{\rho_F(\mathbf{M}^\top \boldsymbol{\eta})}{\rho_N(\boldsymbol{\eta})} \right] \geq -\log \frac{H(\boldsymbol{\tau}, m)}{G(\mathbf{M}\boldsymbol{\tau}, m)} = \log \frac{G(\mathbf{M}\boldsymbol{\tau}, m)}{H(\boldsymbol{\tau}, m)}.$$

Writing out the expectation, we have

$$-\log \frac{H(\boldsymbol{\tau}, m)}{G(\mathbf{v}, w)} - \langle \boldsymbol{\tau}, \mathbf{M}^\top \mathbb{E}_N[\boldsymbol{\eta}] \rangle + \langle \mathbf{v}, \mathbb{E}_N[\boldsymbol{\eta}] \rangle + (m - w) \mathbb{E}_N[A(\mathbf{M}^\top \boldsymbol{\eta})].$$

When $\mathbf{v} = \mathbf{M}\boldsymbol{\tau}$ and $w = m$ all but the first term cancel out. Hence this hyperparameterization achieves the lower bound.

We now turn to the second minimization problem, which is equivalent to solving

$$\begin{aligned} &\max_{\boldsymbol{\tau}} \log H(\boldsymbol{\tau}, w) \\ &\text{subject to } \mathbf{M}\boldsymbol{\tau} = \mathbf{v}. \end{aligned}$$

From the definition of the maximand one can quite easily demonstrate its concavity in $\boldsymbol{\tau}$ via Hölder's inequality; the constrained maximization problem may thus be solved via elementary differentiation and Lagrangian multipliers.

Since $\mathbf{M} \in \mathbb{R}^{\ell \times k}$ is rank- ℓ , its (right) Moore-Penrose pseudoinverse (e.g., Horn and Johnson, 2013, Problem 7.3.P7) may be explicitly written as

$$\mathbf{M}^+ = \mathbf{M}^\top (\mathbf{M}\mathbf{M}^\top)^{-1}.$$

One easily notes that $\mathbf{M}\mathbf{M}^+ = \mathbf{I}_\ell$. We can simplify the maximization problem further, by noting that for every $\boldsymbol{\tau} \in \mathcal{T}(\mathbf{v})$ there exists $\boldsymbol{\omega} \in \text{null}(\mathbf{M})$ such that $\boldsymbol{\tau} = \mathbf{M}^+\mathbf{v} + \boldsymbol{\omega}$. Hence, the problem may once again be rewritten as

$$\begin{aligned} \max_{\boldsymbol{\omega}} \log H(\mathbf{M}^+\mathbf{v} + \boldsymbol{\omega}, w) \\ \text{subject to } \mathbf{M}\boldsymbol{\omega} = \mathbf{0}. \end{aligned}$$

Let $\boldsymbol{\lambda} \in \mathbb{R}^\ell$ denote the vector of Lagrangian multipliers. The objective function for the constrained optimization problem is

$$\mathcal{O}(\boldsymbol{\omega}, \boldsymbol{\lambda}) = \log H(\mathbf{M}^+\mathbf{v} + \boldsymbol{\omega}, w) - \boldsymbol{\lambda}^\top \mathbf{M}\boldsymbol{\omega}. \quad (10)$$

Elementary differentiation of (10) with respect to $\boldsymbol{\omega}$ and $\boldsymbol{\lambda}$ yields

$$\begin{aligned} \frac{\partial \mathcal{O}(\boldsymbol{\omega}, \boldsymbol{\lambda})}{\partial \boldsymbol{\omega}} &= \frac{1}{H(\mathbf{M}^+\mathbf{v} + \boldsymbol{\omega}, w)} \frac{\partial H(\mathbf{M}^+\mathbf{v} + \boldsymbol{\omega}, w)}{\partial \boldsymbol{\omega}} - \mathbf{M}^\top \boldsymbol{\lambda} \\ \frac{\partial \mathcal{O}(\boldsymbol{\omega}, \boldsymbol{\lambda})}{\partial \boldsymbol{\lambda}} &= -\mathbf{M}\boldsymbol{\omega}. \end{aligned}$$

Setting both gradients equal to $\mathbf{0}$, one observes that a possible solution to the second equation is $\boldsymbol{\omega} = \mathbf{0}$. By once again invoking the definition of H one can show

$$\begin{aligned} \frac{\partial H(\mathbf{M}^+\mathbf{v} + \boldsymbol{\omega}, w)}{\partial \boldsymbol{\omega}} &= -H(\mathbf{M}^+\mathbf{v} + \boldsymbol{\omega}, w)^2 \frac{\partial}{\partial \boldsymbol{\omega}} \int_{\boldsymbol{\theta}} \exp\{\langle \mathbf{M}^+\mathbf{v}, \boldsymbol{\theta} \rangle - wA(\boldsymbol{\theta})\} \cdot \exp\{\langle \boldsymbol{\omega}, \boldsymbol{\theta} \rangle\} d\boldsymbol{\theta} \\ &= -\frac{H(\mathbf{M}^+\mathbf{v} + \boldsymbol{\omega}, w)^2}{H(\mathbf{M}^+\mathbf{v}, w)} \frac{\partial}{\partial \boldsymbol{\omega}} \mathbb{E}_F[\exp\{\langle \boldsymbol{\omega}, \boldsymbol{\theta} \rangle\}], \end{aligned}$$

where the expectation is with respect to ρ_F parameterized by $\mathbf{M}^+\mathbf{v}$ and w . Note that this expectation is precisely this distribution's moment generating function. With this in mind, we have that

$$\left. \frac{\partial \mathcal{O}(\boldsymbol{\omega}, \boldsymbol{\lambda})}{\partial \boldsymbol{\omega}} \right|_{\boldsymbol{\omega}=\mathbf{0}} = -\mathbb{E}_F[\boldsymbol{\theta}] - \mathbf{M}^\top \boldsymbol{\lambda}$$

Setting this equal to $\mathbf{0}$ and solving for $\boldsymbol{\lambda}$, we obtain

$$\boldsymbol{\lambda} = -(\mathbf{M}^+)^\top \mathbb{E}_F[\boldsymbol{\theta}].$$

Due to the concavity of the original optimization problem, for all $\boldsymbol{\tau} \in \mathcal{T}(\mathbf{v})$ we have

$$\log H(\boldsymbol{\tau}, w) \leq \log H(\mathbf{M}^+\mathbf{v}, w).$$

and consequently

$$-\mathbb{E}_N \left[\log \frac{\rho_F(\mathbf{M}^\top \boldsymbol{\eta})}{\rho_N(\boldsymbol{\eta})} \right] = \log \frac{G(\mathbf{v}, w)}{H(\boldsymbol{\tau}, w)} \geq \log \frac{G(\mathbf{v}, w)}{H(\mathbf{M}^+\mathbf{v}, w)}.$$

Taking $\boldsymbol{\tau} = \mathbf{M}^+\mathbf{v}$, this lower bound is achieved. \square

A.3 Proof of Theorem 3.1

We provide an appeal using an asymptotic approximation of binomial coefficients as well as the normal approximation to the binomial distribution. Let $S := \sum_{i=1}^n A_i$; it is clear that if $G \sim ER(p)$ then $S \sim \text{Bin}(n, p)$, where $n = \binom{n_v}{2} + n_v$. From above we know that the limitand may be rewritten as

$$P\left(\frac{1}{n+1} < \binom{n}{S} \left(\frac{1}{2}\right)^n \mid p\right).$$

For sufficiently large n the event in which we are interested occurs when the probability mass function of a $\text{Bin}(n, \frac{1}{2})$ random variable exceeds $\frac{1}{n+1}$; since such probability mass function concentrates about $\frac{n}{2}$, we can intuit heuristically that the desired event occurs when $S \approx \frac{n}{2}$, but not when S takes values near the limits of its support.

This observation motivates the use of an approximation to binomial coefficients which combines equations 4.5 and 4.11 in Odlyzko (1996); i.e., for all values of S such that $|\frac{n}{2} - S| = o(n^{\frac{2}{3}})$ we have

$$\binom{n}{S} = \frac{2^n}{\sqrt{\frac{1}{2}n\pi}} \exp \left\{ -\frac{(n-2S)^2}{2n} \right\} \exp\{o(1)\},$$

and thus

$$\binom{n}{S} \left(\frac{1}{2}\right)^n = \frac{1}{\sqrt{\frac{1}{2}n\pi}} \exp \left\{ -\frac{(n-2S)^2}{2n} \right\} \exp\{o(1)\}.$$

The right-hand-side as a continuous function of S exactly equals $\frac{1}{n+1}$ when

$$S = \frac{n \pm \sqrt{n \log n}}{2} + o(1)$$

Since $\sqrt{n \log n} = o(n^{\frac{2}{3}})$ (which can be established via L'Hôpital's rule), the approximation is valid for S at and between these critical values.

The coefficients $\binom{n}{S}$ decrease for decreasing $S < \frac{n}{2}$ and increasing $S > \frac{n}{2}$, so we have that the desired event occurs when

$$\frac{n - \sqrt{n \log n}}{2} + o(1) < S < \frac{n + \sqrt{n \log n}}{2} + o(1),$$

but not when S falls outside this range.

Conditioned on p , $\frac{S-np}{\sqrt{np(1-p)}}$ converges in law to a standard Gaussian random variable Z ; hence the desired probability converges to the probability such Z satisfies

$$\frac{\sqrt{n}(1-2p) - \sqrt{\log n}}{2\sqrt{p(1-p)}} < Z < \frac{\sqrt{n}(1-2p) + \sqrt{\log n}}{2\sqrt{p(1-p)}}.$$

When $p < (>)\frac{1}{2}$ the bounds are both increasing (decreasing) in order \sqrt{n} , so the interval over which we integrate the standard normal random variable falls increasingly in the upper (lower) tail, and the probability associated with this event vanishes. When $p = \frac{1}{2}$ the \sqrt{n} terms in both bounds vanish, and the lower (upper) bound is decreasing (increasing) in order $\sqrt{\log n}$; the probability that a standard normal falls between these two bounds converges to 1. □

A.4 Proof of Theorem 3.2

As in the proof of Theorem 3.1, let n denote the number of possible edges. The Bayes factor selects IE when the number of edges $S = \sum_{i=1}^{n_v} \sum_{j=i}^{n_v} A_{ij}$ satisfies

$$\frac{n - \sqrt{n \log n}}{2} \leq S \leq \frac{n + \sqrt{n \log n}}{2}$$

up to some $o(1)$ term which we ignore. The random sum S has a Poisson binomial distribution with success probability vector $\mathbf{p} \in \left(\frac{1.5830}{\varepsilon \sqrt{n}}, 1 - \frac{2(1.5830)}{\varepsilon \sqrt{n}} \right)^n$, with

$$\begin{aligned} \mathbb{E}[S] &= \sum_{i=1}^n p_i \\ \text{var}(S) &= \sum_{i=1}^n p_i(1 - p_i). \end{aligned}$$

Theorem 3.5 of Tang and Tang (2023) provides a uniform upper bound for the Gaussian approximation to the Poisson binomial distribution of S , stating that

$$\sup_{0 \leq k \leq n} \left| P(S \leq k) - \Phi \left(\frac{k - \sum_{i=1}^n p_i}{\sqrt{\sum_{i=1}^n p_i(1 - p_i)}} \right) \right| \leq \frac{0.7915}{\sqrt{\sum_{i=1}^n p_i(1 - p_i)}},$$

where $\Phi(z) = P(Z \leq z)$, the standard Gaussian cumulative distribution function. Therefore, the probability that IE is selected when correct satisfies

$$\begin{aligned} P \left(\frac{n - \sqrt{n \log n}}{2} \leq S \leq \frac{n + \sqrt{n \log n}}{2} \mid \mathbf{p} \right) &\geq \Phi \left(\frac{n + \sqrt{n \log n} - 2 \sum_{i=1}^n p_i}{2 \sqrt{\sum_{i=1}^n p_i(1 - p_i)}} \right) \\ &\quad - \Phi \left(\frac{n - \sqrt{n \log n} - 2 \sum_{i=1}^n p_i}{2 \sqrt{\sum_{i=1}^n p_i(1 - p_i)}} \right) \\ &\quad - \frac{1.5830}{\sqrt{\sum_{i=1}^n p_i(1 - p_i)}}. \end{aligned}$$

We next proceed by obtaining a lower bound for the Gaussian probability. The bounds on $\sum_{i=1}^n p_i$ ensure that

$$\frac{n - \sqrt{n \log n} - 2 \sum_{i=1}^n p_i}{2 \sqrt{\sum_{i=1}^n p_i(1 - p_i)}} < 0 < \frac{n + \sqrt{n \log n} - 2 \sum_{i=1}^n p_i}{2 \sqrt{\sum_{i=1}^n p_i(1 - p_i)}}.$$

Since each $p_i \in (0, 1)$, we have $\text{var}(S) = \sum_{i=1}^n p_i(1-p_i) < \frac{n}{4}$; strict inequality is guaranteed, since $\text{var}(S)$ achieves its upper bound only when every $p_i = \frac{1}{2}$ exactly. We thus have

$$\frac{n - \sqrt{n \log n} - 2 \sum_{i=1}^n p_i}{2 \sqrt{\sum_{i=1}^n p_i(1-p_i)}} < \frac{n - \sqrt{n \log n} - 2n\bar{p}}{\sqrt{n}} < 0$$

and

$$0 < \frac{n + \sqrt{n \log n} - 2n\bar{p}}{\sqrt{n}} < \frac{n - \sqrt{n \log n} - 2 \sum_{i=1}^n p_i}{2 \sqrt{\sum_{i=1}^n p_i(1-p_i)}}.$$

The given condition on $\sum p_i$ gives that $\bar{p} \in (\frac{1 - \sqrt{n^{-(1+\delta)} \log n}}{2}, \frac{1 + \sqrt{n^{-(1+\delta)} \log n}}{2})$, and so we have after some massaging

$$\frac{n - \sqrt{n \log n} - 2n\bar{p}}{\sqrt{n}} < -(1 - n^{-\frac{\delta}{2}}) \sqrt{\log n} < 0 < (1 - n^{-\frac{\delta}{2}}) \sqrt{\log n} < \frac{n + \sqrt{n \log n} - 2n\bar{p}}{\sqrt{n}}.$$

Thus the Gaussian probability satisfies

$$\Phi\left(\frac{n + \sqrt{n \log n} - 2 \sum_{i=1}^n p_i}{2 \sqrt{\sum_{i=1}^n p_i(1-p_i)}}\right) - \Phi\left(\frac{n - \sqrt{n \log n} - 2 \sum_{i=1}^n p_i}{2 \sqrt{\sum_{i=1}^n p_i(1-p_i)}}\right) \geq P(Z^2 < (1 - n^{-\frac{\delta}{2}})^2 \log n)$$

The conditions on the p_i , that they all lie in $\left(\frac{1.5830}{\varepsilon \sqrt{n}}, 1 - \frac{1.5830}{\varepsilon \sqrt{n}}\right)$, ensures that $-\frac{1.5830}{\sqrt{\sum_{i=1}^n p_i(1-p_i)}} \geq -\varepsilon$. This completes the result.

A.5 Derivation of the Induced Prior for $\text{uSBM}_\gamma(x)$

we first notice that $\text{ER}(p)$ is a special case of the general rank-1 block-2 $\text{SBM}(\mathbf{X})$ with latent position $\mathbf{X} = (x_1, x_2)^\top = (\sqrt{p}, \sqrt{p})^\top$. For this general SBM, it is natural to assign independent beta priors $\text{Beta}(\alpha_1, \beta_1)$ and $\text{Beta}(\alpha_2, \beta_2)$ to x_1 and x_2 respectively. Letting $\rho_{\text{SBM}(1,2)}$ and ρ_{ER} respectively denote the prior distributions of the general rank-1 block-2 $\text{SBM}(\mathbf{X})$ and $\text{ER}(p)$, then the induced prior parameters $\alpha_1, \beta_1, \alpha_2, \beta_2$ when $p \sim \text{Beta}(\alpha_0, \beta_0)$ should optimize the Kullback-Leibler divergence over the region of the more complex parameter

space which corresponds to the simpler parameter space (Klugkist and Hoijsink, 2007):

$$\begin{aligned}
& \min_{\alpha_1, \beta_1, \alpha_2, \beta_2} -\mathbb{E}_{ER} \left\{ \log \frac{\rho_{SBM(1,2)}([\sqrt{p}, \sqrt{p}]^T)}{\rho_{ER}(p)} \right\} \\
&= \min_{\alpha_1, \beta_1, \alpha_2, \beta_2} -\mathbb{E}_{ER} \left\{ \log \frac{\sqrt{p}^{\alpha_1 + \alpha_2 - 2} (1 - \sqrt{p})^{\beta_1 + \beta_2 - 2} / [B(\alpha_1, \beta_1) B(\alpha_2, \beta_2)]}{p^{\alpha_0 - 1} (1 - p)^{\beta_0 - 1} / B(\alpha_0, \beta_0)} \right\} \\
&= \min_{\alpha_1, \beta_1, \alpha_2, \beta_2} - \int_0^1 \frac{p^{\alpha_0 - 1} (1 - p)^{\beta_0 - 1}}{B(\alpha_0, \beta_0)} \log \frac{\sqrt{p}^{\alpha_1 + \alpha_2 - 2} (1 - \sqrt{p})^{\beta_1 + \beta_2 - 2} / [B(\alpha_1, \beta_1) B(\alpha_2, \beta_2)]}{p^{\alpha_0 - 1} (1 - p)^{\beta_0 - 1} / B(\alpha_0, \beta_0)} dp
\end{aligned}$$

In the case of a uniform prior for p , i.e., $\alpha_0 = \beta_0 = 1$, we can simplify and directly compute the integral; hence the minimization becomes

$$\min_{\alpha_1, \beta_1, \alpha_2, \beta_2} \log B(\alpha_1, \beta_1) + \log B(\alpha_2, \beta_2) + \frac{1}{2}(\alpha_1 + \alpha_2) + \frac{3}{2}(\beta_1 + \beta_2),$$

which is solved by $\alpha_1 = \alpha_2 = 2$ and $\beta_1 = \beta_2 = 1$.

Having obtained the induced prior for the general rank-1 block-2 SBM, we proceed similarly to obtain the induced hyperparameters for $uSBM_\gamma(x)$. If we denote its prior as ρ_{uSBM} , then the induced prior parameters α, β of $SBM(x)$ should optimize the Kullback-Leibler divergence between ρ_{uSBM} and $\rho_{SBM(1,2)}$. We have

$$\begin{aligned}
& \min_{\alpha, \beta} -\mathbb{E}_{uSBM} \left\{ \log \frac{\rho_{SBM(1,2)}([x, x^\gamma]^T)}{\rho_{uSBM}(x)} \right\} \\
&= \min_{\alpha, \beta} -\mathbb{E}_{uSBM} \left\{ \log \frac{x^{\alpha_1 + \gamma \alpha_2 - 1 - \gamma} (1 - x)^{\beta_1 - 1} (1 - x^\gamma)^{\beta_2 - 1} / [B(\alpha_1, \beta_1) B(\alpha_2, \beta_2)]}{x^{\alpha - 1} (1 - x)^{\beta - 1} / B(\alpha, \beta)} \right\}
\end{aligned}$$

Taking $\alpha_1 = \alpha_2 = 2, \beta_1 = \beta_2 = 1$, the minimization problem becomes

$$\begin{aligned}
& \min_{\alpha, \beta} - \int_0^1 \frac{x^{\alpha - 1} (1 - x)^{\beta - 1}}{B(\alpha, \beta)} \{ (\gamma - \alpha + 2) \log x - (\beta - 1) \log(1 - x) + \log B(\alpha, \beta) \} dx \\
&= \min_{\alpha, \beta} - \left(\log B(\alpha, \beta) - (\alpha - 2 - \gamma) \frac{\Gamma'(\alpha)}{\Gamma(\alpha)} - (\beta - 1) \frac{\Gamma'(\beta)}{\Gamma(\beta)} + (\alpha + \beta - \gamma - 3) \frac{\Gamma'(\alpha + \beta)}{\Gamma(\alpha + \beta)} \right)
\end{aligned}$$

which is solved by $\alpha = \gamma + 2$ and $\beta = 1$.

A.6 Proof of Theorem 4.1

For a complete graph, with our choice of prior parameters, i.e., $\text{Beta}(1, 1)$ for $\text{ER}(p)$, $\text{Beta}(1/n, 1/n)$ for $\text{IE}(\mathbf{P})$, and $\text{Beta}(\gamma + 2, 1)$ for the special $\text{SBM}(x)$, we have:

$$\begin{aligned}\log E_{IE} &= \sum_{i=1}^n a_i \log \frac{\alpha_i}{\alpha_i + \beta_i} + \sum_{i=1}^n (1 - a_i) \log \frac{\beta_i}{\alpha_i + \beta_i} = n \log \frac{1}{2} = \log \frac{1}{2^n}, \\ \log E_{ER} &= -\log \left[(n+1) \binom{n}{\sum_{i=1}^n a_i} \right] = -\log \left[(n+1) \binom{n}{n} \right] = \log \frac{1}{n+1}.\end{aligned}$$

Note that $\log \frac{1}{2^n} < \log \frac{1}{n+1}$ for any size of graphs, so we only need to compare the evidence of $\text{SBM}(x)$ to the evidence of $\text{ER}(p)$. When the graph is complete, we notice that

$$O_{11} = O_{12} = O_{22} = 0$$

$$S_{11} = \frac{n_v \pi (n_v \pi + 1)}{2}, \quad S_{12} = n_v \pi (n_v - n_v \pi), \quad S_{22} = \frac{(n_v - n_v \pi)(1 + n_v - n_v \pi)}{2}$$

Inserting these into the integral of E_{SBM} , we have

$$\begin{aligned}E_{SBM} &= \int_0^1 \frac{1}{B(\gamma + 2, 1)} x^{2S_{11} + (\gamma + 1)S_{12} + 2\gamma S_{22} + \gamma + 2 - 1} dx = \int_0^1 (\gamma + 2) x^{(n_v^2 + n_v)(\pi + \gamma - \gamma\pi) + \gamma + 1} dx \\ &= \frac{\gamma + 2}{(n_v^2 + n_v)(\pi + \gamma - \gamma\pi) + \gamma + 2}\end{aligned}$$

Hence, $E_{SBM} > E_{ER} = \frac{1}{n+1} = \frac{1}{0.5(n_v^2 + n_v) + 1}$ is equivalent to

$$\pi + \gamma - \gamma\pi < \frac{1}{2}(\gamma + 2)$$

Hence, if $\pi > \frac{0.5\gamma - 1}{\gamma - 1}$, $E_{SBM} > E_{ER}$; if $\pi < \frac{0.5\gamma - 1}{\gamma - 1}$, $E_{SBM} < E_{ER}$.

B More Simulation Results

Here we include uSBM_γ with $\pi = 0.2$ and $\gamma = 3$. Figure 8 shows the simulation results when the true model is $\text{ER}(p)$, and the Figure 9 shows the results when the true model is $\text{SBM}(x)$. Again, we observe that as the graph size increases, the probability of correctly selecting models goes to 1.

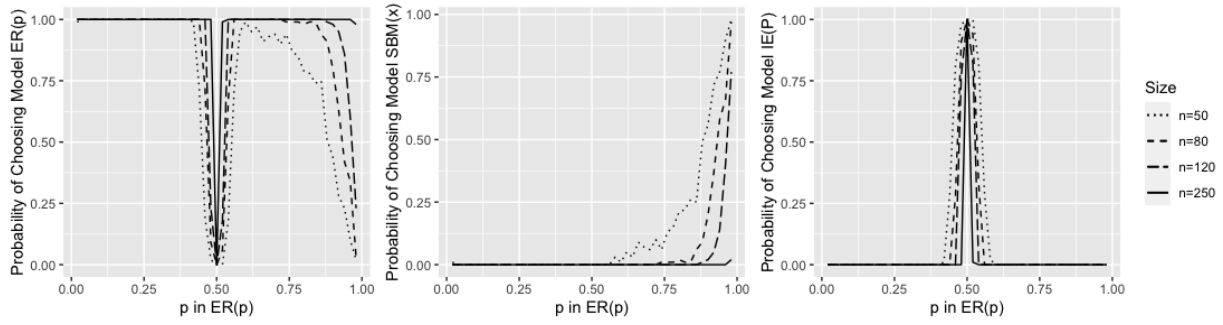


Figure 8: Probability of the criterion selecting each model when ER is true for different n_v , with $\pi = 0.2$ and $\gamma = 3$.

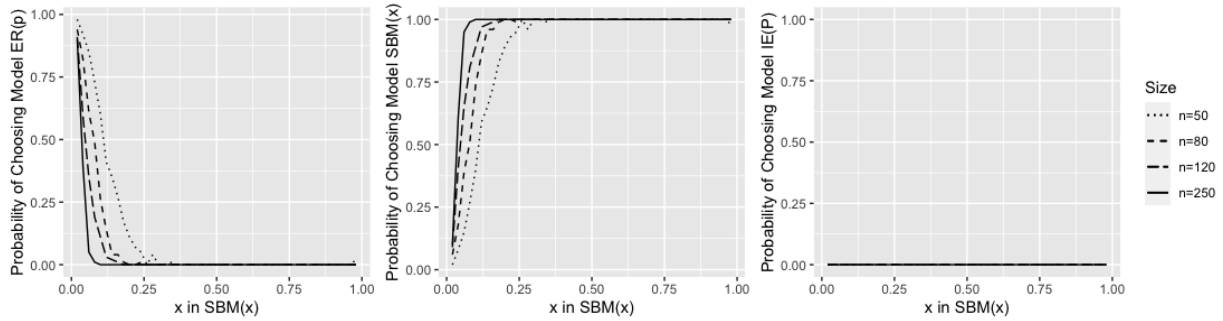


Figure 9: Probability of the criterion selecting each model when uSBM_γ is true for different n_v , $\pi = 0.2$ and $\gamma = 3$.