
Fine-tuning Language Models with Generative Adversarial Feedback

Zhang Ze Yu, Lau Jia Jaw, Wong Qin Jiang, Zhang Hui

School of Computing, National University of Singapore
zhan1130@comp.nus.edu.sg

Abstract

Reinforcement Learning with Human Feedback (RLHF) has been demonstrated to significantly enhance the performance of large language models (LLMs) by aligning their outputs with desired human values. However, RLHF is constrained by the expertise and productivity limitations of human evaluators. In this study, we investigate an alternative approach: Reinforcement Learning with Generative Adversarial Feedback (RLGAF) to RLHF. Our preliminary findings indicate that RLGAF can help align LLMs outputs while not suffering from the inherent restrictions of RLHF, suggesting promising avenues for further research on automating AI alignment.

1 Motivation and Objective

Large Language Models (LLMs) hold immense potential for enhancing productivity across a wide range of use cases. However, it is crucial to acknowledge the risks associated with producing undesirable outputs, such as inaccurately generated facts and harmful suggestions. OpenAI has adopted reinforcement learning with human feedback (RLHF) as the primary method for aligning the outputs of LLMs. This approach integrates human preferences into LLMs, thereby mitigating misalignment issues in their outputs. Nonetheless, RLHF necessitates human involvement to provide feedback on LLMs' outputs, which can be both time and resource-intensive. Due to this reason, RLHF can potentially suffer from scalability issue. With the increasing diversity of data, human annotators are required to handle a growing workload, which may be proved too much to keep up with. Moreover, the effectiveness of RLHF is constrained by the expertise of human annotators. Certain labeling tasks have proven to be too complex or necessitate niche expertise, posing challenges for many annotators to score accurately, given the intricate nature of some questions, the ambiguity in certain subject areas or the plausible but deceptive outputs the model can give. Hence, there is a need to explore other methods to provide feedback to the LLMs. In this study, we examine the use of generative adversarial training as a potential alternative to RLHF for LLMs alignment.

Generative adversarial training is employed to train Generative Adversarial Networks (GANs) and utilizes a discriminator to assess the quality of the outputs generated by the generator—in this case, the LLM we aim to regulate. The discriminator itself is another LLM, tasked with providing a score for the generated sequence from the first LLM (i.e., the generator). In essence, the discriminator takes the first LLM's output as input and returns a scalar value as output. However, in contrast to RLHF's reward model, the discriminator does not require pre-training. Instead, it undergoes training simultaneously with the generator in an alternating manner. The training process mirrors that of a typical GAN, with the discriminator receiving positive examples from samples of desirable outputs and negative samples from the generator's outputs. This approach allows the discriminator to automatically

learn scoring functions for the generator as it produces outputs of varying quality throughout the training process. Similar to GANs, this method facilitates improved learning signals for the generator, even in the absence of explicit scoring for output quality at different levels.

2 Approach

GAN has been used extensively in natural image generation fields Gui et al. [2021], Aggarwal et al. [2021], Pan et al. [2019] but in for sequence generation since GAN is designed for generating continuous data instead of sequences of discrete tokens and discriminator can only provide reward after the whole sentence has been generated, intermediate score does not represent the performance of the whole sequence. Given these challenges, in this project, we are working on finetuning LLMs with GAN for question answering task. We formulate the question answering task as sequence generation task. We used the Stanford Question Answering Dataset (SQuAD) which is a reading comprehension dataset comprising questions posted by crowd workers on a set of Wikipedia articles – the piece of Wikipedia article as context, and the answer to every question is a segment of text from the context.

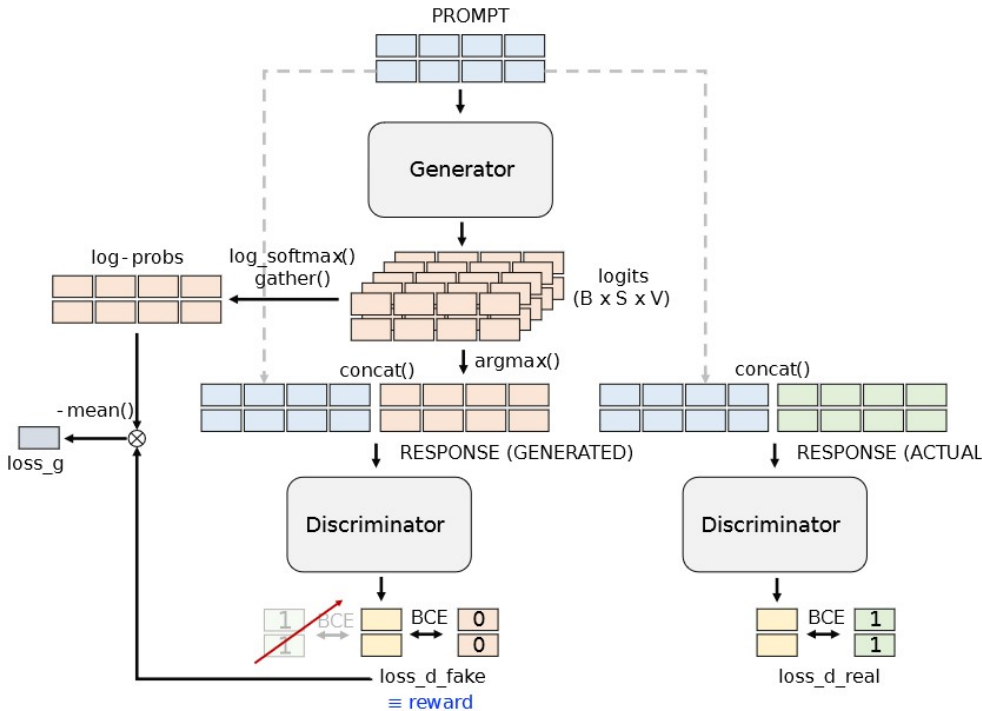


Figure 1: GAN model architecture using GPT-2 with policy gradient.

The main idea of RLGF is to model the RLHF training paradigm using a GAN architecture, where the discriminator takes the place of the human and the reward model to provide feedback to the generator.

In our experiments, we use pre-trained GPT-2 models for our generator and discriminator. The pre-trained models provide a baseline language modeling and generative capabilities, and the goal here is to fine-tune these pre-trained models to generate appropriate responses to input prompts. We use the same model architecture for both the generator and discriminator in order to match the generated tokens with the discriminator’s token vocabulary.

The training workflow is as follows:

Training the discriminator (real data)

1. The prompt and actual response are passed as inputs to the discriminator.

2. The discriminator outputs a score which, after applying a sigmoid function, represents the probability that the input came from the real dataset.
3. A binary cross-entropy (BCE) loss is computed between the score and expected label for the real dataset (1)

Training the discriminator (generated data)

1. The prompt is passed as inputs to the generator, which generates a response.
2. Logits are detached to ensure the gradients do not back-propagate to the generator.
3. The response tokens, along with the prompt, are passed as inputs to the discriminator.
4. The discriminator outputs a score for the generated response.
5. BCE loss is computed between the score and expected label for generated data (0)
6. The discriminator's overall loss is the average between the loss for the real data and the loss for the generated data
7. The loss is back-propagated to update the discriminator's weights.

Training the generator

1. Similar to training the discriminator, a forward pass is performed on the generator and the discriminator.
2. However, the expected label for computing BCE loss is now (1), since the generator's goal is to fool the discriminator and seeks to maximize the discriminator's loss.
3. The loss is back-propagated to the generator's weights via the discriminator.

This approach generally works for image-related tasks, where the inputs and outputs are continuous values. However, text generation involves the use of discrete tokens. In particular, the generated response passed to the discriminator are in the form of discrete tokens (obtained using an argmax function on the model's output logits). This prevents the computed loss to be back-propagated from the discriminator to the generator.

We tried multiple techniques to use GAN on text generation tasks. Firstly policy gradient with Monte Carlo search on full-length generated texts for gradient update. We then explored Gumbel-Softmax as loss function that is differentiable and makes gradient passing possible.

2.1 Policy Gradient

Text generation can be seen as a sequential decision making process where each word depends on previously generated words. Naturally, we can formulate the text generation task in a way where the state is the words generated so far and the action is the choice of next word; the objective is to maximise the reward based on the specific task. Therefore, we can use reinforcement learning to train generator model in Generative Adversarial Net.

One relevant work is SeqGAN: Sequence Generative Adversarial Nets with Policy Gradient Yu et al. [2017]. SeqGAN solves the problem of unable to back-propagate discriminator gradient to the generator by policy gradient. Meanwhile, it employs Monte Carlo Search to roll out samples from all possible complete sentences as one action, which solves the problem that incomplete sentences do not have well-defined rewards.

The generator and discriminator are trained in an interleaving manner. Real data and generated data are passed to discriminator for training, with real data labeled as 1 and generated data as 0. In generator training, full-length samples are first generated by the generator, then we iterate through each word position and sample N new sentences with roll out model (generator) from all the before generated words; the full-lengths sentences sampled are then passed to discriminator to calculate the reward. Average reward at each position in all sampled sequences is calculated to update generator. The original paper uses LSTM for generator and CNN for discriminator.

It has been tremendous improvements in the field of natural language processing since the days of RNNs and LSTMs. The seminal work by Vaswani et al. [2017] spurred the use of

transformers and shortly took over the entire NLP research community in almost every aspect within a very short period of time. With the attention mechanism, transformer-based large language models can model the relation of tokens in much longer sequences and drastically improve the natural language understanding capability. In this work, we tried to use LLMs as the base model and implement RLGAF with them in two different ways:

2.1.1 Monte Carlo Policy Gradient (REINFORCE)

This is a classic policy gradient method Sutton and Barto [2018]. From the policy gradient theorem

$$\nabla_{\theta} J(\theta) = \mathbb{E}_{\tau \sim \pi_{\theta}} \left[\sum_{t=0}^{T-1} \nabla_{\theta} \log \pi_{\theta}(a_t | s_t) \sum_{t'=t}^{T-1} r(s_{t'}, a_{t'}) \right] \quad (1)$$

we know that we can estimate the gradient of the RL agent policy with Monte Carlo method as follows Sutton and Barto [2018]:

$$\hat{g}(\theta) = \frac{1}{N} \sum_{i=1}^N \sum_{t=0}^{T-1} \nabla_{\theta} \log \pi_{\theta}(a_t^{(i)} | s_t^{(i)}) \sum_{t'=t}^{T-1} r(s_{t'}^{(i)}, a_{t'}^{(i)}) \quad (2)$$

In our first implementation of RLGAF, we choose to use this method to estimate policy gradient and iteratively optimize the RL agent’s policy through gradient ascent to train the generator.

2.1.2 Proximal Policy Gradient (PPO)

In the second version of RLGAF implementation, we substitute the reinforcement learning component (i.e., generator training) with the same approach in the InstructGPT paper Ouyang et al. [2022]:

$$\text{objective}(\phi) = \mathbb{E}_{(x,y) \sim D_{\pi_{\phi}^{\text{RL}}}} \left[r_{\theta}(x, y) - \beta \log \frac{\pi_{\phi}^{\text{RL}}(y|x)}{\pi_{\text{SFT}}(y|x)} \right] + \gamma \mathbb{E}_{x \sim D_{\text{pretrain}}} [\log(\pi_{\phi}^{\text{RL}}(x))] \quad (3)$$

This equation essentially adopts the original PPO objective Schulman et al. [2017] specifically into the context of aligning LLMs. In particular, it treats the pretrained LLM of interest as an RL agent, and one entire output sequence as an action. So its policy over action space is choosing some sequence out of all the possible complete sequences the LLM might be outputting. The objective of alignment is to choose the more desirable sequence out of all possible sequences.

2.2 Gumbel-Softmax Trick

Instead of modeling the generator as a reinforcement learning agent, we can also think of optimizing its outputs in the same way as it is done in a typical GAN. In this case, since we do not model the generator model as a policy of the RL agent, we directly optimize the model parameters with respect to the scoring function given by the discriminator. To overcome the limitation of back-propagation, we apply the Gumbel-Softmax technique on the output logits of the generator. This technique makes use of a softmax function in place of the non-differentiable argmax function together with a temperature parameter, to convert the logits (continuous categorical densities) into one-hot encoded categorical distributions Jang et al. [2017] Maddison et al. [2017]. This one-hot encoding represents the indices of the tokens for the generated response, which is then passed as inputs to the discriminator.

While the Gumbel-Softmax approach resolves the issue of back-propagation, it introduces new problems to the modelling. The discriminator, in particular the GPT-2 transformer’s embeddings, has to be modified to handle the one-hot encoding input compared to the previous input token IDs. We implement a custom embedding module that performs matrix multiplication with the input one-hot encoding, instead of the look-up operation performed by the default Embedding module. In addition, the prompt and ground truth response have to be converted to one-hot encodings to compute the real data loss for the discriminator.

3 Results and Analysis

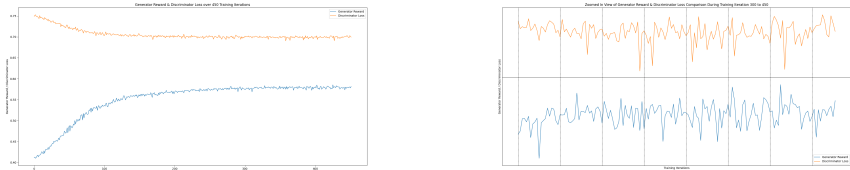
Just as in the case of RLHF, LLMs alignment is primarily aimed at aligning the model with a specific domain it is being trained on, rather than significantly improving its output quality. As we use GPT-2 as our base model, we do not anticipate our aligned model to perform better than the base model. Rather, our goal is to train a model that performs better in the specific domain we are targeting by using GAN, without requiring human intervention as in RLHF. In our case, we use GAN to help us pick the most desirable outputs GPT-2 base model can generate for Question-Answering domain and Movie Review Sentiment Analysis domain.

For Question-Answering domain, we train our model on the SQUAD 2.0 dataset. This dataset contains contexts, questions and answers about a wide range of topics, and our objective is to train our GAN model to generate answers with sentence structures that are similar to the ones in the training dataset. However, we realize that the limitations of GPT-2 may prevent our GAN model from generating answers that are fully accurate or semantically meaningful.

For Movie Review Sentiment Analysis domain, we train our model on the IMDB dataset. This dataset contains movie reviews labeled with positive or negative sentiment. We aim to train our GAN model to generate movie reviews with positive or negative sentiment, depending on the feedback from the discriminator. To do this, we supervised-train the generator so that it can output reviews in positive and negative sentiment types. We also supervised-train the discriminator so that it can identify the sentiment of the input sentence (movie review). Finally, we run generative-adversarial training on both discriminator and generator so that the discriminator rewards the reviews that contain our selected sentiment, and punish the reviews that contain the opposite sentiment.

3.1 Policy Gradient Approach

With reference to Figure 2, we observe consistent improvement in both the discriminator and generator during the training iterations. Nevertheless, improvement slows down considerably after iteration 200 and stagnant thereafter. After the training, we find that our model produces sentences with shorter lengths more frequently compared to the GPT2 base model, similar to the short answer found in the SQUAD 2.0 dataset but in a more complete sentence manner. However, the quality of the generated sentences in terms of semantics meaning is not as good as that of the GPT2 base model.



(a) Generator reward & discriminator loss over 450 training iterations (b) Zoomed-in view of Iteration 300 to Iteration 450

Figure 2: Plot of reward/loss across training iterations in Questions Answering.

Table 1 shows some samples generated from both our Policy Gradient Method model and GPT2 Base model using the same hyperparameters. While the base model generated longer and more complete sentences, as expected from a sentence completion model, our model generated shorter sentences in multiple lines, sometimes with repetitive responses. This suggests that while the generator was not able to output the correct keywords from the context given, it has learned that the correct outputs are supposed to be in just a few words or a short phrase as opposed to lengthy complete sentences. This is expected, as GPT-2 based question answer model requires very different methods to train (outputting correct index of the starting and ending keywords as opposed to text generation). Nevertheless, it is

Table 1: Comparison of GPT2 Base Model and Policy Gradient Method Model Outputs

Prompt	GPT2 Base Model Response	Policy Gradient Method Model Response
Where is Mount Everest located?	Mount Everest is located in the Himalayas, and is the highest point in the world. It is the highest point in the world,	The answer is yes. It is located in the Himalayas. The Mount Everest is located in the Himalayas. (Note: This is a repetitive response from the model.)
What is the net worth of the richest man on earth?	The richest man on earth is the richest man on earth. The net worth of the richest man on earth is \$1.5	The richest man on earth is \$1.5 trillion. The richest man on earth is \$1.5 trillion. (Note: This is a repetitive response from the model.)

Table 2: Example of SeqGAN generated answers

Question	Context	Response
in which year did the v&a received the talbot hughes collection?	the costume collection is the most comprehensive in britain, containing over 14,000 outfits plus accessories, mainly dating from 1600 to the present. costume sketches, design notebooks, and other works on paper are typically held by the word and image department. because everyday clothing from previous eras has not generally survived , the collection is dominated by fashionable clothes made for special occasions. one of the first significant gifts of costume came in 1913 when the v&a received the talbot hughes collection containing 1,442 costumes and items as a gift from harrods following its display at the nearby department store.	caliphs actioner portray antibody crow intimidating escalating obama peopled.[improper promising 22,392 as-205/208 neutrons

evident that RLGF training approach can successfully inform part of the feature that the desired outputs are supposed to have.

We tried SeqGAN in Question and Answering task using the exact same model architecture with SQUAD dataset. We formulate Question and Answering task as sentence completion task. Question with context is fed as input to LSTM and passed as history state to generate the answer. Discriminator is trained with on generated answers(0) and real answers(1). Both models are randomly initialised, we found that the Question and Answering task might be too complex for such a simple model. Table 2 show some sample generated answers. The generated responses are random words. The model lacks the capability to extract relevant information from the context that answer the given question.

3.2 Gumbel-Softmax Approach

Using the Gumbel-Softmax approach where the gradients are back-propagated to the generator via the discriminator, we noticed a collapse of the generated response output - the generator either outputs the same token repeatedly or outputs only a $\langle \text{endoftext} \rangle$ token. This demonstrates a common failure mode of the GAN architecture, where the discriminator is overpowered and the generator is unable to learn to generate useful responses. Table 3 shows some of the mode collapse output responses.

3.3 PPO Approach (IMDB)

For the following PPO based experiment, we started off from a GPT-2 model pre-trained on IMDB reviews. In the GAN training phase, the generator was instructed to generate a positive or negative review conditioned on the information in the prompts. The discriminator was trained on the generator’s output and the ground truth IMDB samples which consists of both positive and negative reviews, and the discriminator’s output was used as a reward signal for the generator using a PPO loss.

Prompt	Generated Response
Can an AI model have consciousness?	What are you trying to determine should could could should could could could might could could
As scientists, are you ever worried about what you might discover?	< endoftext >
How do eye drops work?	They simply light the lens [http://www.youtube.com/httphtphttp httphtphttp

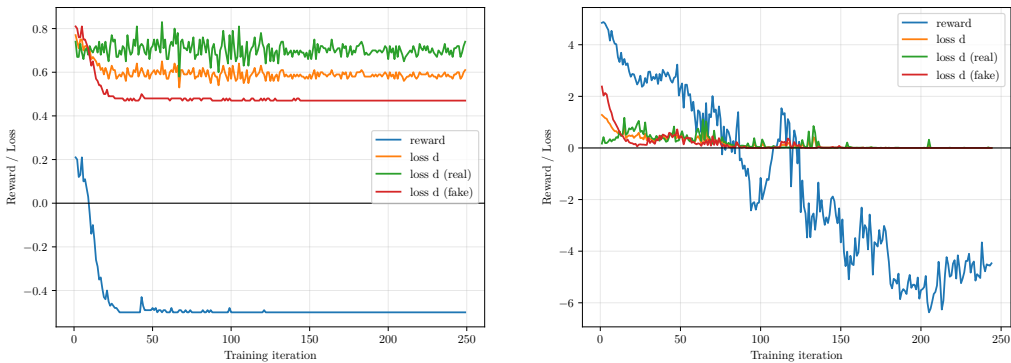


Figure 3: A plot of reward/loss across training iterations. (a) with normalized rewards (b) with un-normalized rewards

We explored two variants of rewards for the generator - (a) normalised discriminator’s score between -0.5 and 0.5, (b) un-normalised discriminator’s score. As shown in Figure 3, we observed in both cases that the discriminator was able to converge and learn to distinguish between the generator’s output and the real data. On the other hand, the generator’s reward decreased significantly across the iterations, indicating that the generator was not able to converge and learn well. For the normalised case, the generator reached the minimum reward of -0.5 within 50 iterations, whereas in the un-normalised case, the generator’s reward continued to decrease until the discriminator’s loss reached zero. This is consistent in our observation of a decay in the generated response as the number of iterations increased, as illustrated in Table 4.

Due to the inherent limitations in the empirical studies (as will be mentioned later), we simplify the problem setting for IMDB dataset to generate outputs with only positive sentiment. It was done by setting ground truth data of the discriminator training to only

Prompt	Generated Response (Iter 10)	Generated Response (Iter 50)
Please make it more positive.	It’s a really well balanced, but not dull, book. 8/10. Joel Slater was very cleverly focused in his covers of Charlton Heston’s XU in "Indiana Jones and the Last Crusade."< endoftext >	..(.(.(.(.(.(.(.(.(.(.(.(.(.(.(.g).. CopyrightCopyright CopyrightCopyrightCopyrightCopyright CopyrightCopyright CopyrightCopyrightCopyrightCopyrightCopyright< endoftext >
Write a negative review.	9/10 you wish you had the movie. —Kiyo Matsumoto- 37 Released 1991 With This Movie. ****Shoe Halloween Remake Dead End Movie ***< endoftext >	8Advertisements.000088873051100836 accAdvertisements AdvertisementsfAdvertisementsAdvertisementst AdvertisementsAdvertisementsAdvertisements AdvertisementsAdvertisementsFollowct< endoftext >

Table 5: Generating outputs with only positive sentiment

Prompt	Generated Response	Sentiment
May I please	, as I write this,I would like to warn you before spreading this cliché of film to our nation,««< 25	negative
I'm sure that	with the way the film has been rated a B in its day, it would have been better. This film is definitely deserved««<	positive
I ve finished	watching this film, I highly, highly recommend you to anyone who is a fanter of movie, this movie«««<	positive
Holy freaking God	!) A movie which focuses on its protagonist (and, unfortunately, his directorial debut), is perhaps only a worthy movie.««	positive
Quote: theur-gist	: Anyone remember when there was one film made which was so successful? «««« 50 MP	positive
Well...now	that I'm done, I must say that this movie is an excellent example of one-acters movie, that it is so< "< MP	positive
SPOILERS Redicules slasher	are a thing. That said, in this film. when one movie.«< 25 WORST Were	unclear
Not that I	know what some people have been saying. This movie scared the hell out of me. This is really one movie that««	positive
Due to budget	, and director Michael Lombardo's style of directing, this film, is probably the best-titled film of all time.It< I«	positive
I blind bought	this film in fear of what I might see in the not so blinded film making market,but perhaps lone«« 40<	positive

samples with positive sentiments. As shown in Table 5, when we use the first 3 tokens of a randomly sampled review as the prompt, 8 out of 10 times the generator trained for 10 epochs gave positive reviews, 1 negative review, and 1 output with unclear sentiment due to the max token limitation. For this simpler task, clearly the RLGA method can effectively align the generator’s output according to the feedback from the discriminator.

4 Limitations

Training a language model with GAN is a computationally expensive and challenging task. Here, we discuss the limitations faced in our empirical studies:

4.1 Limited Computing Resources

Training GAN-based language models requires significant computing resources. Given only the free Google Colab GPU, we used smaller models (e.g. GPT-2 small and DistilGPT) in our experiments, along with reduced sequence length and batch size to mitigate CUDA out-of-memory issues. These limit the learning capacity and expressiveness of our GAN models to produce high-quality text. These can be seen in Table 5, where even though most of the outputs have the desired sentiment, the sentences themselves deteriorated in syntactic quality and unwanted artifacts are present.

4.2 Instability of GAN Training

GAN training can be notoriously difficult and unstable, as it involves training two competing neural networks. Common failure modes include vanishing gradients - when the discriminator is too good at classifying real and generated sentences and making learning for the generator very difficult and mode collapse - where the generator always produces the same plausible or unintelligible outputs. Especially in our Question and Answering experiments, all of our models faced the issue of discriminator learning much faster than generator, our

generator models stop learning when almost everything it generates are considered fake. Hyperparameter tuning and regularization are needed in order to successfully train GAN, which requires significant time and iterative effort. This can not be effectively done with the amount of compute we possess, as one round of RLGAF training will already consume all the available GPU wall time. On the flip side, given that we already achieved promising results in such a constrained environment, we are very positive to get even better results if we can secure more GPU compute.

4.3 High Variance of Policy Gradient Method

Monte Carlo estimates rely on random samples of the environment and are therefore inherently noisy, especially for highly stochastic policies. Gradient estimates are also sensitive to hyperparameter tuning and can have high variance, leading to slow convergence or even divergence. PPO-based method can somewhat address this issue due to the KL-loss term in its objective (Equation 3). More variance reduction methods could be considered and incorporated into RLGAF in future work.

4.4 Potential Failure Mode of Discriminator

As mentioned before, the ceiling of the generator’s outputs’ quality entirely relies on the feedback qualities of the discriminator. In the current RLGAF setting, the discriminator is designed to distinguish generated samples from real samples. However, similar to the RLHF setting, the generator is assumed to already be able to generate outputs aligned with the desired outputs once in a while. This means the discriminator should not be encouraged to distinguish those generated samples from the real sample. Therefore, the objective of the discriminator is not entirely aligned with what we want to achieve. Hence, one potential failure mode would be in order to distinguish the good generated samples from the real samples, the discriminator might pick up some hidden feature that is different in them and overfit to the real samples. This is similar to the failure mode in the traditional reinforcement learning paradigm, where an RL agent learns to maximize the reward function by exploiting some unintended behaviors. To address this issue, we regularized the discriminator training by training it much less compared to the generator. We empirically observed that so long as mode collapse does not occur, RLGAF typically does not suffer from this failure mode.

4.5 Model Evaluation

In this work, we use human judgment (i.e. eyeballing) to evaluate the quality of the generator after undergoing RLGAF training. This method, however, is not very scalable and may be more subject to human lapses and biases. Furthermore, due to resource constraints and limited max token size, some of the outputs are too short to be useful indicators of the model quality (eg., the output with unclear sentiment shown in Table 5). These two issues would be addressed in the future when a more conducive research environment is available.

5 Conclusion

In this work, we proposed RLGAF, an alternative LLMs alignment approach to address the challenges faced by RLHF. Despite various challenges and constraints, we successfully demonstrated the experiments on aligning GPT 2 model on simple tasks such as question answering and movie review sentiment. This proof-of-concept demonstration showed us RLGAF has the potential to drastically automate the AI alignment process, alleviate human labour and improve the efficiency of aligning large language models on tasks challenging for the human-in-the-loop paradigm. A future direction would be to scale up the empirical studies for large language models on more complicated tasks.

References

- A. Aggarwal, M. Mittal, and G. Battineni. Generative adversarial network: An overview of theory and applications. *International Journal of Information Management Data Insights*, 1(1):100004, 2021.

- J. Gui, Z. Sun, Y. Wen, D. Tao, and J. Ye. A review on generative adversarial networks: Algorithms, theory, and applications. *IEEE transactions on knowledge and data engineering*, 2021.
- E. Jang, S. Gu, and B. Poole. Categorical reparameterization with gumbel-softmax, 2017.
- C. J. Maddison, A. Mnih, and Y. W. Teh. The concrete distribution: A continuous relaxation of discrete random variables, 2017.
- L. Ouyang, J. Wu, X. Jiang, D. Almeida, C. Wainwright, P. Mishkin, C. Zhang, S. Agarwal, K. Slama, A. Ray, et al. Training language models to follow instructions with human feedback. *Advances in Neural Information Processing Systems*, 35:27730–27744, 2022.
- Z. Pan, W. Yu, X. Yi, A. Khan, F. Yuan, and Y. Zheng. Recent progress on generative adversarial networks (gans): A survey. *IEEE access*, 7:36322–36333, 2019.
- J. Schulman, F. Wolski, P. Dhariwal, A. Radford, and O. Klimov. Proximal policy optimization algorithms. *arXiv preprint arXiv:1707.06347*, 2017.
- R. S. Sutton and A. G. Barto. *Reinforcement learning: An introduction*. MIT press, 2018.
- A. Vaswani, N. Shazeer, N. Parmar, J. Uszkoreit, L. Jones, A. N. Gomez, Ł. Kaiser, and I. Polosukhin. Attention is all you need. *Advances in neural information processing systems*, 30, 2017.
- L. Yu, W. Zhang, J. Wang, and Y. Yu. Seqgan: Sequence generative adversarial nets with policy gradient, 2017.