

Digital Twins of Business Processes as Enablers for IT / OT Integration

Hannes Waclawek, Georg Schäfer, Christoph Binder, Eduard Hirsch, Stefan Huber
Salzburg University of Applied Sciences, 5412 Puch, Austria
{firstname.lastname}@fh-salzburg.ac.at

Abstract—The vision of Industry 4.0 introduces new requirements to Operational Technology (OT) systems. Solutions for these requirements already exist in the Information Technology (IT) world, however, due to the different characteristics of both worlds, these solutions often cannot be directly used in the world of OT. We therefore propose an Industrial Business Process Twin (IBPT), allowing to apply methods of one world to another not directly but, instead, to a representation, that is in bidirectional exchange with the other world. The proposed IBPT entity acts as an intermediary, decoupling the worlds of IT and OT, thus allowing for an integration of IT and OT components of different manufacturers and platforms. Using this approach, we demonstrate the four essential Industry 4.0 design principles information transparency, technical assistance, interconnection and decentralized decisions based on the gamified Industry 4.0 scenario of playing the game of Nine Men’s Morris. This scenario serves well for agent based Artificial Intelligence (AI)-research and education. We develop an Open Platform Communications Unified Architecture (OPC UA) information and communication model and then evaluate the IBPT component with respect to the different views of the Reference Architecture Model Industry 4.0 (RAMI4.0).

Index Terms—IT/OT Integration, Digital Twin, RAMI4.0, OPC UA, SOA, Information Modeling, Industrial Business Process Twin

I. INTRODUCTION

A. Motivation

Systems of IT and OT systems possess inherently different characteristics. In [1], the National Institute of Standards & Technology (NIST) lists geographic distribution, safety and availability, proprietary communication protocols and software platforms, among others, as typical aspects that need to be considered when designing OT systems in contrast to IT systems. Furthermore, the vision of Industry 4.0 introduces new requirements to the world of OT.

As outlined by Hermann in [2], interconnection, information transparency, decentralized decisions and technical assistance are the four key design principles of Industry 4.0 systems. Solutions for these requirements already exist in the IT world, however, due to the different characteristics of both worlds, such solutions often cannot be directly used in the world of OT. Interconnection in Industry 4.0 requires the use of common communication standards, which we find in the form of the IP protocol suite (IP, TCP, UDP) and web protocols, like

Hypertext Transfer Protocol (HTTP) and WebSocket, in the world of IT. Contrary to this, as documented in [1], industrial control systems currently rely on the use of many proprietary communication protocols.

Information transparency allows for data to be analyzed, which, in the field of data science, is performed through AI or statistical methods that require IT software. A holistic semantic data modeling approach is beneficial for applying these methods. However, proprietary data formats are prevalent in OT systems running hardware of different platforms and manufacturers. Also, running AI methods for data analysis using state-of-the-art AI frameworks like TensorFlow often requires computing power that is not available on OT workstations running time-critical control tasks.

In order to allow decentralized decisions, tasks and information are delegated from the machine to a higher level, where decentralized decision makers (humans or programs) can use the information to solve problems or optimize processes. On the one hand, today’s Supervisory Control and Data Acquisition (SCADA) and Manufacturing Execution Systems (MESs) already realize this functionality on a factory level. On the other hand, a holistic, multi-factory approach considering geographic distribution requires the use of common communication standards allowing information exchange of different systems over the Internet. As mentioned earlier, this contradicts the many proprietary data formats which are prevalent in OT systems.

Also, AI-based decision-making (e.g. via Reinforcement Learning (RL)) can further enhance and automate decisions. This implies AI and statistical methods that require IT software. As outlined before, however, it is often not feasible running state-of-the-art AI frameworks like TensorFlow on OT workstations. Technical assistance benefits from implementing modern HMIs allowing human-robot interaction in an intuitive way that is beneficial for the use in industrial environments. Natural Language Processing (NLP) solutions addressing this problem, like Amazon’s Alexa, or Augmented Reality (AR) devices, like Microsoft’s HoloLens, offer benefits over classical input devices like keyboards, mice or touchscreens in regard to hygienic, safety (e.g. visual attention) or haptic (e.g. wearing of gloves) concerns found in production facilities. However, these solutions also require IT software and often possess limited capabilities without an active Internet connection, since voice or image recognition tasks often run in the cloud. Due to security concerns, however, Internet access often is not

Supported by the Christian Doppler Research Association (JRC ISIA). This preprint has not undergone peer review or any post-submission improvements or corrections.

available from the “shop floor” level of a production facility.

This line of argumentation shows that a lot of solutions to the key challenges of Industry 4.0 systems already exist in the world of IT, but, generally speaking, these IT solutions cannot be directly applied to OT systems.

B. Contributions

We therefore propose an IBPT entity, allowing to apply methods of one world to another not directly but, instead, to a representation, that is in bidirectional exchange with the other world. In this way, it is interconnecting the worlds of IT and OT in a novel way. By describing the IBPT, in this work, our contributions are:

- Illustration of Digital Twins (DTs) of industrial business processes for interconnecting IT and OT systems.
- Novel way of reducing OT system complexity from an IT perspective by providing unified interfaces at a business process abstraction level.
- Service Oriented Architecture (SOA)-centric business case modeling approach for industrial settings, that allows for an easy integration of IT and OT components.

Game-based scenarios are very suitable for testbeds utilized for AI-related research at universities. For one, literature suggests that gamification is beneficial for education [3]. Also, game-based scenarios serve well for agent-based AI research, since environments, states and actions are well-defined. In an attempt to create a versatile testbed for AI-related research that can be utilized in education at the Salzburg University of Applied Sciences, we therefore map the principles of order-driven production to the game based scenario of playing Nine Men’s Morris in section III. We provide an argumentation for the development of the IBPT in section II and develop an OPC UA information model for the presented scenario in section IV. We then evaluate the IBPT component with respect to the different views of the RAMI4.0 in section V.

C. Related work

Current work in the subjects of digitalization and application of intelligent services in industrial scenarios strives for the transition of the ISA-95 model, which is the de-facto standard in the industry today, to approaches satisfying the needs of Industry 4.0 settings developed in the last decade. This led to models like RAMI4.0 [4], Industrial Internet Reference Architecture (IIRA) [5], or C5 [6]. Modern frameworks try to implement the principles of these models using SOA-based approaches. One of the biggest research projects in the EU in this field led to the development of the Arrowhead Framework described in [7], which uses a SOA-based System of Systems (SoS) approach to satisfy the needs of Industry 4.0 settings. However, this framework targets automation systems in general, from classical production plants over Smart Grids to Smart Cities, while, in this work, we want to focus on the Industry 4.0 production setting. There is a lot of work on DTs in production scenarios twinning physical entities, like production units, however, literature is sparse on DTs twinning

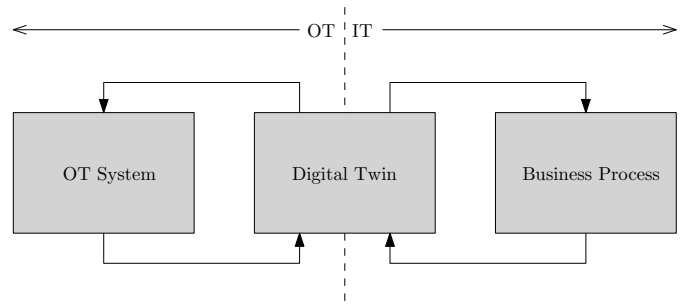


Fig. 1. The IBPT concept enables an automated, bidirectional exchange between OT systems and industrial business processes. It furthermore decouples OT and IT concerns via its DT entity acting as an intermediary/orchestrator between both worlds.

industrial business processes. This is reflected in survey papers like [8] and [9].

II. IBPT: INDUSTRIAL BUSINESS PROCESS TWIN FOR DECOUPLING OF IT AND OT CONCERNS

In his essay [10], Dijkstra describes the well-known principle of “separation of concerns” as a technique for ordering thoughts when assessing a problem. One attempt to separate the concerns of IT and OT in this way is via the separation of “office floor” and “shop floor” levels in production businesses described in [11], since OT equipment is only found on the latter. Looking at the levels of the RAMI4.0 *Hierarchical* perspective depicted in Fig. 6, which shows the vertical integration within a production facility, we can therefore attribute its lower five levels to OT, since they comprise the “shop floor” of the production facility. If we now want to link the worlds of IT and OT via a representation, it is thus a natural approach to place it at the intersection between the *Enterprise* and *Workstation* layers.

In order to abstract functionality of the OT subsystem in the *Hierarchical* perspective, we follow the *Facade* design pattern described by Gamma et al. in [12] and provide unified interfaces for interacting with the OT system. This allows for an easier usage of the OT system from an IT perspective. We do so by implementing abstraction of functionality throughout the layers of the RAMI4.0 *Architectural* perspective shown in Fig. 7. This leaves us with centering our modeling approach around business processes at the highest level, since business processes reside on the *Enterprise* segment of the *Business* layer. A core idea of the SOA paradigm is the centering around business activities [13]. Considering a software implementation for the abstract representation we want to realize, among available architectural styles, SOA therefore is a highly suitable candidate.

In [8], Kritzinger et al. categorize digital representations according to the type of data flow between the object to mirror and the mirroring entity:

- If data exchange occurs only manually, the mirror is called a digital model.
- If an automatic data exchange to the mirror is performed, the mirror is called digital shadow.

- If an automatic data exchange is done in both directions, the mirror is called a DT.

For an automated, bidirectional exchange between IT and OT, our representation therefore needs to form a DT. This, in turn, requires a suitable communication protocol to establish a bidirectional communication channel. Also, considering the form of data sent across that channel, we require a model of information that can be interpreted and understood by both sides in an attempt to establish information transparency. In [11], OPC UA is described as the preferred Industry 4.0 communication standard for the operating phase of production assets. Along with a TCP/IP-based communication protocol, OPC UA also offers extensive information modeling capabilities. The OPC Foundation, the consortium standardizing and advancing OPC UA technology, offers so-called *Companion Specifications* for different application domains, like CNC systems or robotics in [14]. In addition, vendors can create their own extensions as standalone models or on top of these base companion information models. Considering this, we can utilize OPC UA as a middleware for both, communication and information modeling, for the purpose of realizing a DT of a business process. As outlined by Mahnke in [15], OPC UA enables a SOA design approach. As mentioned earlier, this kind of software architecture is highly suitable for our basic idea of abstracting interfaces of our DT entity to the level of business processes, as it is centered on modeling business activities. Also, SOA is recommended as a mechanism to foster integration capabilities of Industry 4.0 systems [11].

Following this line of argumentation, the IBPT component we propose in this work represents the DT of an industrial business process and is placed at the intersection between the *Enterprise* and *Workstation* layers of the RAMI4.0 *Hierarchical* perspective. It is in bidirectional exchange with both the OT and IT world and acts as an intermediary/orchestrator between the worlds of IT and OT, thus addressing challenges for the implementation of IT methods in OT systems. This principle is shown in Fig. 1. OT system complexity is reduced from an IT perspective by providing unified interfaces at a business process abstraction level. The IBPT entity uses OPC UA as holistic communication and information modeling platform and follows the SOA design approach.

III. DEVELOPING AN IBPT INDUSTRY 4.0 SCENARIO

In order to be able to describe the IBPT component in a specific context, in this section, we develop a test bed for an Industry 4.0 scenario. A scenario, in this context, is a specific set of use cases, actors and workflows in which our IBPT entity is used. As a basis, there are several Industry 4.0 scenarios listed in [11]. The scenario “flexible factory” contains some elements that are suitable for our approach. The scenario describes a combined MES / system integrator unit called “Production Manager”, which takes production orders from customers and orchestrates a set of connected production units to assemble articles. Like in this scenario, our proposed IBPT entity is acting as an intermediary between the business and production level and an orchestrator of the latter.

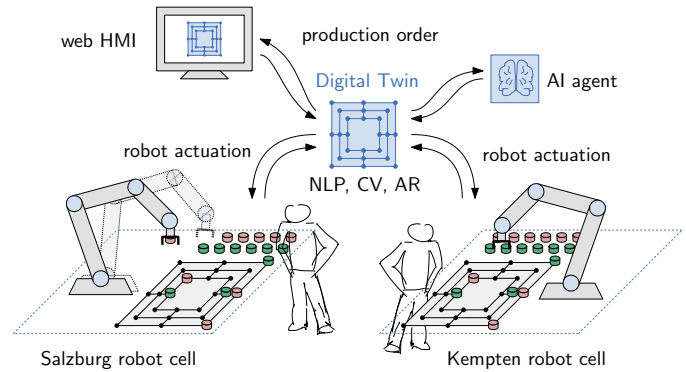


Fig. 2. Schematic representation of the Nine Men’s Morris IBPT Industry 4.0 scenario.

Game-based scenarios are very suitable for testbeds utilized for AI-related research at universities. For one, literature suggests that gamification is beneficial for education [3]. Also, game-based scenarios serve well for agent-based AI research, since environments, states and actions are well-defined. In an attempt to create a versatile testbed for AI-related research that can be utilized in education at the Salzburg University of Applied Sciences, in this work, we therefore want to map the principles of order-driven production to the game based scenario of playing Nine Men’s Morris. This game was chosen due to its simplicity and tokens that can be easily picked up by different kinds of grippers and distinguished via Computer Vision (CV) systems. This scenario serves as a test bed for different AI-related research objectives at the Salzburg University of Applied Sciences. In cooperation with the Kempten University of Applied Sciences, this testbed was extended to enable geographically distributed communication. Fig. 2 schematically shows the actors contributing to this scenario.

Our proposed setup consists of two physical game boards with corresponding game tokens located in geographically distributed robot cells. Robots of different types – an articulated, USB-controlled robot arm in Salzburg versus a Programmable Logic Controller (PLC)-controlled delta robot in Kempten – interact with the game boards and demonstrate the integration of machines of different manufacturers and platforms. They establish a designated game state, which is represented via token positions on the respective game boards. The game state can be changed by performing game moves. We can identify the following aspects of our proposed IBPT entity:

- (I) Our IBPT represents the business process of a production order, which, in our example, is performing a game move.
- (II) Humans or AI agents can place production orders for changing the game state. The IBPT entity orchestrates connected production units, which, in this scenario, are the robot cells playing the game of Nine Men’s Morris.
- (III) The IBPT entity abstracts both elements from the business and factory level, while bidirectionally mirroring the state of its production units and aggregating information into a holistic representation of the abstract business

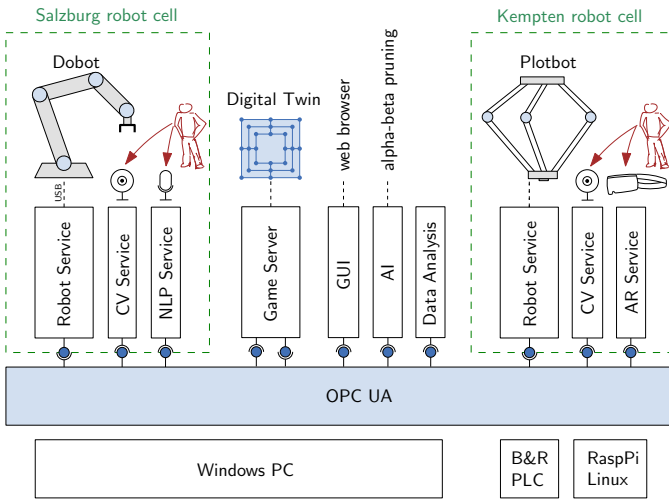


Fig. 3. SOA for the Nine Men’s Morris IBPT scenario consisting of components of different manufacturers and platforms.

process “Nine Men’s Morris game move”.

We want to demonstrate these aspects in an Industry 4.0 context. In [2], Hermann et al. identify (i) information transparency, (ii) technical assistance, (iii) interconnection and (iv) decentralized decisions as the four Industry 4.0 design principles. We demonstrate (i) by implementing a holistic OPC UA data model enabling common data semantics. Principle (ii) is shown in a virtual and physical way by incorporating modern Human Machine Interfaces (HMI) like NLP or AR for human-machine interaction. This requires the integration of IT (e.g. Google Speech API, Microsoft HoloLens) and OT components (e.g. PLCs) of different manufacturers, platforms and unknown common software architecture. This situation allows us to show that our proposed IBPT entity acting as an intermediary, decoupling the worlds of IT and OT, allows for an integration of IT and OT components without having to alter existing software packages. Principle (iii) implies communication between factories, which brings the challenge of distributed manufacturing across geographical borders and communication via standard protocols over the Internet. This is also true for aspect (iv), which implies controlling parts of production processes remotely. Both aspects are demonstrated by interconnecting the distributed robot cells in our scenario via the TCP/IP-based OPC UA protocol, which enables communication over the Internet despite possible proprietary protocols which are utilized on a lower, factory device level.

Humans or AI agents can place production orders for changing the game state, which demonstrates aspect (iv). Fig. 3 shows how this is incorporated into a SOA with OPC UA as a middleware for information modeling and communication at its core. The *Game Server* entity represents the concrete IBPT instance for this SOA.

IV. INFORMATION MODELLING AND SOFTWARE DESIGN

Since the main goal of our proposed IBPT is to enable IT / OT integration, our software design has to allow for the

utilization of IT and OT solutions of different manufacturers and platforms. This includes, for instance, different kind of robots (e.g. serial vs. parallel kinematics, physical vs. virtual robots,...), as well as PLCs, HMIs or AI technology of different manufacturers running on different platforms.

As outlined in [16], one way to enable services in distributed systems to act independent of their environment is by designing interfaces that conceal implementation details. This so-called *encapsulation* makes individual services more self-contained and is a core principle of SOAs. Via encapsulation, device specific implementation details can be solved at a device level, while interfaces remain valid for all consumers within the software architecture. This principle will be one of the core elements of our proposed design, as we abstract the communication/information model to game logic. This means that, as an example, instead of sending target coordinate positions or poses to robots, we solely send abstract game moves. In this way, the physical properties of the game board (e.g. game field coordinates) can be defined at a robot cell level, while still meeting the requirements of our information model.

A. OPC UA Data Model

As shown in Fig. 3 and 4, components are connected using uniform OPC UA interfaces. A core idea of the SOA paradigm is the centering around business activities [13]. This business-centric nature of SOAs calls for an information model that is centered around the business asset in question, which, in our case, is the process “Nine Men’s Morris game move”. We therefore deduct communication to the level of playing the game of Nine Men’s Morris. This means that, e.g., for triggering token placement at a robot cell, connected production units receive *GameMoves* including a *FromField* and a *ToField*, defining a move (e.g. from “A1” to “A7”). The process of translating this command into robot specific target coordinates and movement is left to the robot service in question, with specific geometries and robot capabilities. This approach increases interoperability, as sending robot specific commands would require the adaption of the communication model for each robot type. This abstract data model is realized using OPC UA, which allows us to increase encapsulation of services by designing interfaces that conceal implementation details and use a common TCP/IP-based communication protocol.

The foundation of the game Nine Men’s Morris is the board with its tokens. The board is a two-dimensional grid with a total of 24 game fields as well as 18 fields for storing game tokens. We define an OPC UA data model using enumerations. The *GameField* enumeration includes the fields A1 to G7 as well as Tray1 and Tray2. Tray management is left to the robot cell in question, which means that a game move from or to a tray does not specify concrete tray positions. Another enumeration is *GameFieldOccupationState*, which determines whether player one, player two or no player token is located on a *GameField*. The enumeration *PlayerRole* defines player one, player two and observers. The latter can be used

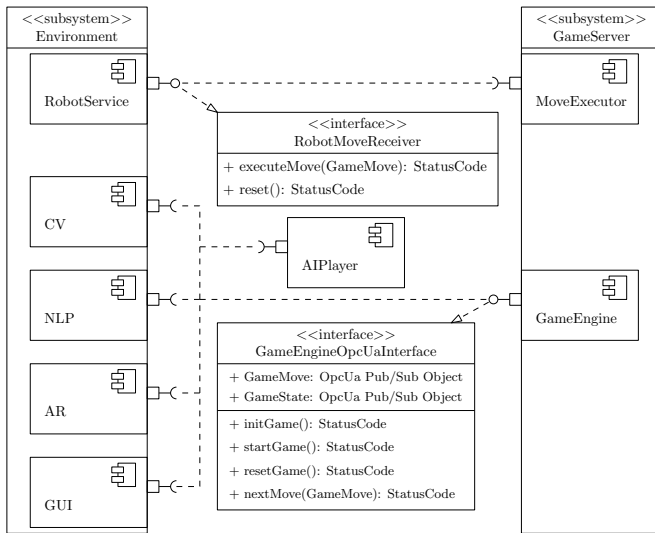


Fig. 4. Component diagram of SOA for the Nine Men's Morris IBPT concept.

to not actively take part in the game, but to receive updates on the current game state, to e.g. display it in a Graphical User Interface (GUI).

Using these base enumerations, we define several OPC UA data structures. A *GameMove* comprises a source and destination *GameField*. A *GameFieldState* comprises a *GameField* along with its *GameFieldOccupationState*. The *GameBoard* is an array of 24 *GameFieldStates*. The *GameState* consists of the *GameBoard* as well as a *PlayerRole* to indicate which player is next. This completes our OPC UA data model types.

B. Architecture

In order to realize a SOA for our IBPT concept, we define several software components. Fig. 4 shows the component diagram of the resulting software design.

The core device of the architecture is the *GameServer*, which handles communication with different *Environments* and IT components and represents the concrete IBPT instance. The *MoveExecutor* component handles connections to production units. An environment consists of robot cells with physical or virtual robots, and several HMI services like CV, NLP or AR. Further components include *AIPlayers* and interfaces for human players, like GUIs, voice and AR interfaces or CV systems. Communication between the components is realized using OPC UA. In order to comply with OPC UA standard service calls defined in [17], which is the norm describing all interactions between OPC UA clients and servers via OPC UA services, all Remote Procedure Calls (RPCs) defined in our system return status codes defined in this norm.

The *RobotMoveReceiver* interface provides the function *executeMove*, which takes a *GameMove* as an argument in order to perform token placement. The process of translating the *GameMove* into robot specific target coordi-

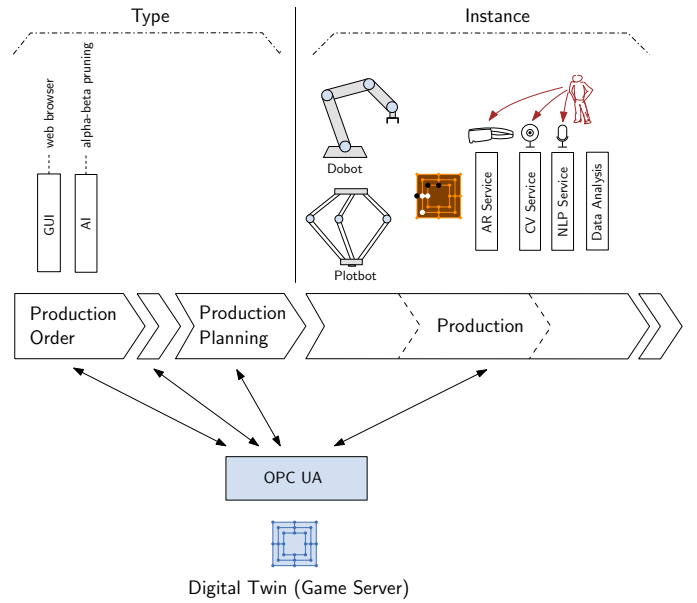


Fig. 5. Vita view of Nine Men's Morris production order process.

nates and movement is left to the robot service in question. The function *reset* allows to establish an initial state via function call. The *GameEngine* component offers OPC UA Pub/Sub nodes *GameMove* and *GameState* to provide the current state of the game field as well as the next valid game move to execute on production units. Function *nextMove* can be called with a *GameMove* as an argument to indicate which move a player wants to take next. If the move is valid in the current game state, the Pub/Sub nodes *GameMove* and *GameState* are updated to indicate a valid move along with the new *GameState* to registered clients. Functions *initGame*, *startGame* and *resetGame* are used for game administration.

V. A RAMI4.0 PERSPECTIVE

In an effort of finding a suitable model for describing value chains in Industry 4.0, the German Electrical and Electronic Manufacturers' Association (ZVEI) introduced the reference architecture model RAMI4.0 [4]. In the following chapters, we will use this three-dimensional layer model to classify our introduced IBPT Industry 4.0 scenario.

A. Vita perspective

The *Vita* perspective describes how every object in an industrial value chain goes through different phases, which are divided into the two major segments *Type* and *Instance*. The *Type* segment describes the development phase of the object, while the *Instance* segment describes how the object is produced, used and disposed. This principle is shown in Fig. 5, along with the life cycle of a production order of our Industry 4.0 scenario of playing Nine Men's Morris.

In this scenario, the object we want to produce is a certain game state. During the *Type* phase, a production order can be placed in the form of game moves. The *Game Server* validates

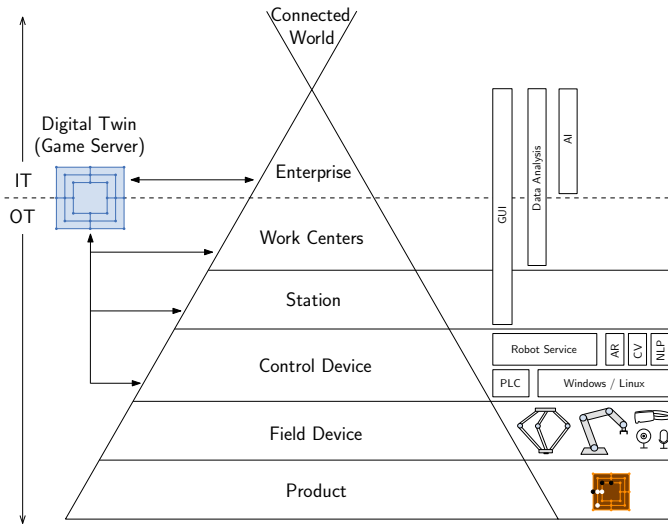


Fig. 6. Nine Men's Morris IBPT Hierarchical view.

the order and distributes the move to its connected production units, which are the geographically distributed robot cells.

As shown in Fig. 5, information is exchanged throughout the *Type* and *Instance* phase between actors along the value chain and the IBPT entity. In this way, every entity of involved OT and IT systems is linked to one or several phases of the business process via the IBPT. During production, changes made to the game state (and therefore the product) are recognized by NLP, AI or AR, triggering yet another production order. In the sense of Unified Modeling Language (UML) sequence diagrams, in this way, the lifelines of production orders can exist simultaneously and information can be exchanged between different production orders and phases. Dividing the *Production* phase into sub-phases (dashed lines), like, e.g. “pick up token”, “move token” and “place token”, allows for the IBPT entity to collect specific data of each phase in order to store this data for later use.

B. Hierarchical perspective

The *Hierarchical* perspective depicted in Fig. 6 shows vertical integration within a production facility. It closely resembles the hierarchical level approach of the ISA-95 pyramid, extending it by layers *Connected World* and *Product*. Our IBPT entity is linking the worlds of IT and OT by interacting with OT *Work Centers*, *Station* and *Control Device* levels as well as IT services.

The game state product manifests in the form of token positions on the physical game board located on the *Product* hierarchy level. Production units located on *Field Device* level establish these token positions. They are controlled via devices on the *Control Hardware* level, which receive game moves from the IBPT entity. A connection to other production sites is established via OPC UA over the Internet.

C. Architectural perspective

Physical assets are represented on the lowest level of the *Architectural* perspective shown in Fig. 7. These assets of the

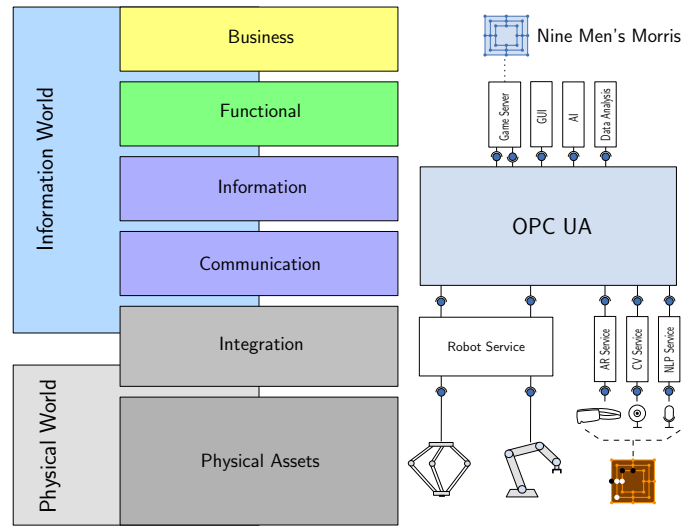


Fig. 7. Nine Men's Morris IBPT Architectural view.

physical world are connected to the information world via devices and programs running at the *Integration* architectural layer. Physical assets include robots and HMI input devices, as well as the physical game boards with respective game states located in each robot cell. AR glasses, a CV camera or NLP microphone detect the state of the game board and, via services located at the *Integration* layer level, propagate this state into the information world.

OPC UA builds the common middleware for information modeling and communication, linking services running at the *Functional* layer with the business process of playing the game of Nine Men's Morris as well as services running at the *Integration* layer.

VI. CONCLUSION AND OUTLOOK

We have introduced an IBPT entity based on a business-centric SOA architecture. The proposed entity acts as an intermediary, decoupling the worlds of IT and OT, thus allowing for an integration of IT and OT components of different manufacturers and platforms. Methods of one world, in this way, are not directly applied to the other, but, instead, to a representation, that is in bidirectional exchange with the other world. Using this IBPT approach, we have demonstrated the four essential Industry 4.0 design principles described by Hermann et al. in [2] based on the gamified Industry 4.0 scenario of playing the game of Nine Men's Morris. This game-based scenario serves well for agent based AI-research and education.

In future work, the IBPT entity could be realized as Industry 4.0 component compliant to the definition provided in [11]. This requires the extension of our data model to meet the requirements of Asset Administration Shells (AASs). Specifications are provided by the “Plattform Industrie 4.0” association in [18] and [19] and define the base AAS model as well as functional Application Programming Interfaces (APIs). Specific data acquired by the IBPT throughout each phase

of a production order can be stored in submodels and made available to the Industry 4.0 system for data analysis. In this way, as an example, by storing data on positioning accuracy using the CV component for each respective production phase, one can later determine whether positioning deviations during the “pick up token” phase propagate to the “place token” phase via standardized access to AAS submodels.

In [20], Pauker et al. demonstrate a method to directly transform UML diagrams into OPC UA models. This approach could be extended in order for the generated asset and AAS model to meet the specification of [18] and [19] and therefore allowing for an automated generation of Industry 4.0 compliant IBPT information models. This could be accompanied by business process modeling standards like the Business Process Model and Notation (BPMN).

ACKNOWLEDGEMENTS

We want to thank Arndt Lüder for his valuable input on Industry 4.0 compliant information modeling.

REFERENCES

- [1] K. Stouffer, V. Pillitteri, S. Lightman, M. Abrams, and A. Hahn, “Guide to industrial control systems (ics) security,” 6 2015. [Online]. Available: <https://nvlpubs.nist.gov/nistpubs/SpecialPublications/NIST.SP.800-82r2.pdf>
- [2] M. Hermann, T. Pentek, and B. Otto, “Design principles for industrie 4.0 scenarios,” vol. 2016-March. IEEE Computer Society, 3 2016, pp. 3928–3937.
- [3] F. F.-H. Nah, Q. Zeng, V. R. Telaprolu, A. P. Ayyappa, and B. Eschenbrenner, “Gamification of Education: A Review of Literature,” in *International Conference on HCI in Business*. Springer, 2014, pp. 401–409.
- [4] (2015) The Reference Architectural Model Industrie 4.0 (RAMI 4.0). [Online]. Available: <https://www.zvei.org/en/press-media/publications/the-reference-architectural-model-industrie-40-rami-40>
- [5] S. Lin and W. Miller and B. Durand and J. Joshi and R. Didier and P. Chigani. (2015) Iira - industrie iot consortium. [Online]. Available: <https://www.iiconsortium.org/pdf/IIRA-v1.9.pdf>
- [6] J. Lee, B. Bagheri, and H.-A. Kao, “A Cyber-Physical Systems Architecture for Industry 4.0-based Manufacturing Systems,” *Manufacturing Letters*, vol. 3, pp. 18–23, 1 2015.
- [7] J. Delsing, *IoT Automation - Arrowhead Framework*, 1st ed. CRC Press, 9 2017.
- [8] W. Kritzinger, M. Karner, G. Traar, J. Henjes, and W. Sihn, “Digital Twin in manufacturing: A categorical literature review and classification,” vol. 51. Elsevier B.V., 1 2018, pp. 1016–1022.
- [9] D. Jones, C. Snider, A. Nassehi, J. Yon, and B. Hicks, “Characterising the Digital Twin: A systematic literature review,” *CIRP Journal of Manufacturing Science and Technology*, vol. 29, pp. 36–52, 2020.
- [10] E. W. Dijkstra, *On the Role of Scientific Thought*. New York, NY: Springer New York, 1982, pp. 60–66.
- [11] R. Heidele, M. Hoffmeister, M. Hankel, and U. Döbrich, *The Reference Architecture Model RAMI 4.0 and the Industrie 4.0 component*. VDE Verlag, 2019.
- [12] E. Gamma, R. Helm, R. Johnson, and J. Vlissides, *Design Patterns: Elements of Reusable Object-Oriented Software*. USA: Addison-Wesley Longman Publishing Co., Inc., 1995.
- [13] The Open Group, *SOA Source Book: How to Use Service-oriented Architecture Effectively*. Van Haren Publishing, 2009.
- [14] (2022) OPC UA Information Models. [Online]. Available: <https://opcfoundation.org/developer-tools/specifications-opc-ua-information-models>
- [15] W. Mahnke, S. H. Leitner, and M. Damm, *OPC Unified Architecture*. Springer Berlin Heidelberg, 2009.
- [16] A. Tanenbaum and M. van Steen, *Distributed Systems*. CreateSpace Independent Publishing Platform, 2017. [Online]. Available: <https://books.google.at/books?id=c77GAQAACAAJ>
- [17] IEC 62541-4:2020, “OPC Unified Architecture - Part 4: Services,” International Electrotechnical Commission, Standard, 2020.
- [18] (2020) Details of the Asset Administration Shell Part 1. [Online]. Available: https://www.plattform-i40.de/IP/Redaktion/DE/Downloads/Publikation/Details_of_the_Asset_Administration_Shell_Part1_V3.html
- [19] (2021) Details of the Asset Administration Shell Part 2. [Online]. Available: https://www.plattform-i40.de/IP/Redaktion/EN/Downloads/Publikation/Details_of_the_Asset_Administration_Shell_Part2_V1.html
- [20] F. Pauker, T. Frühwirth, B. Kittl, and W. Kastner, “A Systematic Approach to OPC UA Information Model Design,” *Procedia CIRP*, vol. 57, pp. 321–326, 2016, Factories of the Future in the digital environment - Proceedings of the 49th CIRP Conference on Manufacturing Systems.