

Integrated Access and Backhaul in 5G with Aerial Distributed Unit using OpenAirInterface

Rakesh Mundlamuri¹, Omid Esrafilian¹, Rajeev Gangula², Rohan Kharade³
Cedric Roux¹, Florian Kaltenberger¹, Raymond Knopp¹, David Gesbert¹

1. Communication Systems Department, EURECOM, Biot, France

2. Institute for the Wireless Internet of Things, Northeastern University, Boston, USA

3. OpenAirInterface Software Alliance, Biot, France

ABSTRACT

In this work, we demonstrate the Integrated Access and Backhaul (IAB) capabilities of an aerial robot offering 5G connectivity to ground users. The robot is integrated with a distributed unit (DU) and has 5G wireless backhaul access to a terrestrial central unit (CU). The CU-DU interface fully complies with the 3GPP defined F1 application protocol (F1AP). Such aerial robots can be instantiated and configured dynamically tailoring to the network demands. The complete radio and access network solution is based on open-source software from OpenAirInterface, and off-the-shelf commercial 5G mobile terminals. Experimental results illustrate throughput gains, coverage extension and dynamic adaptability nature of the aerial DU.

1 INTRODUCTION

Unmanned aerial vehicle (UAV) mounted base stations (BSs) and access points have recently attracted significant attention [5]. Thanks to the 3D mobility offered by the UAV BSs, they are instrumental in providing ultra-flexible radio network deployments in use cases such as tactical networks, disaster recovery, search and rescue scenarios.

Several prototypes of UAV BSs and/or relays in 4G and 5G networks using open-source software are reported in the literature [1–4]. While the UAV relay in [1, 2] has an on-board core network and relies on commercial backhaul links, authors in [3], demonstrated an UAV LTE relay with integrated access and backhaul (IAB) capability. The work is later extended to 5G scenario [6]. However, in all these works entire eNB or gNB application is running on the UAV.

On the other hand, disaggregated radio access network (RAN) with open interfaces and end-to-end programmability has become an essential element in 5G and beyond cellular networks. The traditional gNB unit in 5G can now be split into various physical entities such as centralized unit (CU), distributed unit (DU) and radio unit (RU). The CU has upper layer RAN protocol stack and can support multiple DUs running RLC layer and below network functionalities. With this

architecture, lightweight DUs and RUs can be instantiated and programmed according to the needs of the network in a centralized manner [7].

In this demo, we demonstrate an UAV having the combined functionalities of DU and RU, serving ground users. The UAV is connected with a terrestrial CU using IAB. The CU-DU interface is fully compliant with the F1 application protocol (F1AP) protocol defined in 3GPP. The end-to-end network solution is based on OpenAirInterface (OAI) software. To the best of our knowledge, an autonomous and programmable aerial DU unit with IAB capabilities, built using open-source solutions has never been demonstrated before.

2 SYSTEM DESIGN

To support open and disaggregated radio access network (RAN), 3GPP TS 38.401 outlines the functional split of the gNB into central unit (CU), distributed unit (DU) and radio unit (RU). The CU comprises RRC and PDCP layer protocol stack in the control plane, and SDAP and PDCP in the user plane. The DU comprises RLC, MAC, and/or PHY layers. RU consisting of PHY layer is either a part of DU itself or can have separate interface with DU. We consider the scenario where RU is a part of the DU. Each CU can be connected to one or more DUs. Communication between the CU and DU is carried out as a tunnel using the F1 Application Protocol (F1AP) as illustrated in Figure 1. While the wired connection between CU and DU is straightforward, connecting the aerial DU with a terrestrial CU wirelessly over existing 5G RAN requires Integrated Access and Backhaul (IAB).

An IAB system typically consists of an IAB Donor and IAB nodes [8]. The IAB donor, in our case, is a terrestrial CU wired to the DU, referred to as the IAB Donor. The IAB node (which is mounted on a drone) consists of an IAB-Mobile Terminal (MT), and a DU. The DU within the IAB node is called as a DU node. The DU node can wirelessly connect to the CU in the IAB Donor via IAB-MT, as depicted in Figure 2.

To achieve the over-the-air F1 interface, we implement F1 tunnel between the terrestrial CU and DU node as illustrated in Figure 3. This is achieved by using the General packet radio

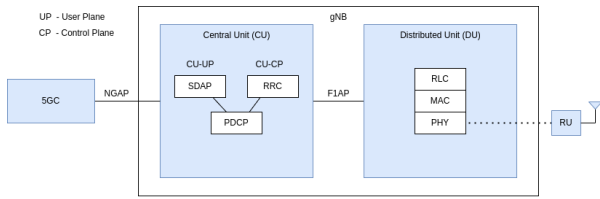


Figure 1: CU-DU split.

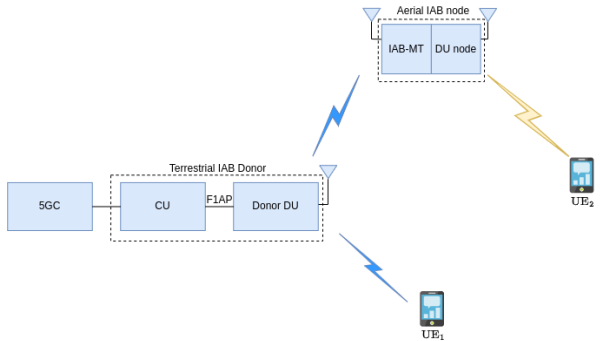


Figure 2: Integrated Access and Backhaul Demo Scenario.

service Tunneling Protocol (GTP) via IAB-MT. The F1 tunnel is created within the PDU session of the IAB-MT. The F1 tunnel of the DU node starts via IAB-MT, passes over the air, tunnels through Donor DU, CU, and ends at 5GC User Plane Function (UPF). The packets are further rerouted from 5GC UPF to the CU, completing the F1 tunnel for the IAB node. However, the path to 5GC UPF from CU and the rerouting from the 5GC UPF to CU can be bypassed by utilizing the backhaul adaptation protocol (BAP) in the IAB node tunnel as mentioned in 3GPP TS 38.340. Although the BAP protocol has not been implemented in the OpenAirInterface (OAI), the functionality of an IAB system can be demonstrated using the proposed solution. We plan to incorporate the BAP protocol in future implementations, ultimately improving the overall functionality of the system.

3 DEMO DESCRIPTION

We present an IAB scenario in 5G with an aerial DU node serving ground users. These aerial DUs can be deployed on-the-fly while being organized in a centralized manner. Such dynamic deployment has use cases in tactile networks and emergency scenarios. The proposed 5G IAB system comprises a Terrestrial IAB Donor and an Aerial IAB node that operate in different frequency bands. The Terrestrial IAB Donor is present on the ground and is made up of a CU and a Donor DU that are connected via Ethernet. The Aerial IAB node which can be deployed as per the user demand

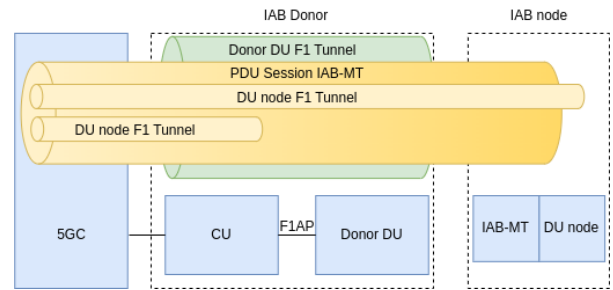


Figure 3: F1 tunneling in our setup.

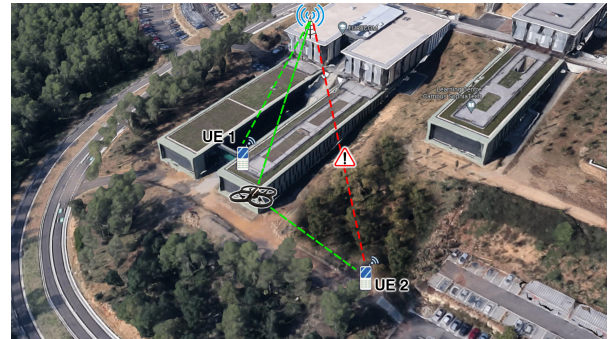


Figure 4: Integrated Access and Backhaul Demo Scenario.

is a custom-built box that includes a commercial Quectel RM500Q-GL user equipment and a DU node mounted on a UAV. The DU node uses USRP B200 mini as an RU and a custom-built power amplifier to improve its coverage. Entire radio and access network solution is based on the OpenAir-Interface (OAI) software. An illustration of the demo setup is shown in Figure 4. The system parameters are mentioned in Table 1.

In this demo, we have showcased a live video call between users UE₁ and UE₂, where the user locations are shown in Figure 4. The throughput results to the UE₂, i.e., from 5GC to UE₂ are shown in Figure 5.

Table 1: System Parameters

DU	Parameters	Values
Terrestrial Donor DU	Bandwidth	20 MHz
	Subcarrier Spacing	30 KHz
	Centre frequency	2.585 GHz (n41)
Aerial DU node	Bandwidth	30 MHz
	Subcarrier Spacing	30 KHz
	Centre frequency	3.47 GHz (n78)

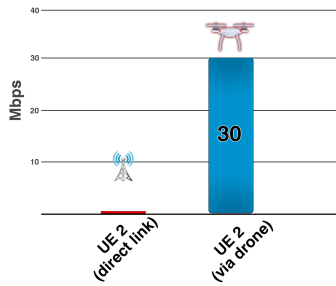


Figure 5: Throughput results of UE₂.

4 CONCLUSION

We have successfully described and demonstrated the 5G Aerial IAB scenario prototype using a complete open-source solution (OAI). The throughput results demonstrate the potential of the Aerial IAB system in extending coverage. Our prototype enables the researchers in the community to address a wide range of research problems related to IAB and implement and verify them in real time. The wide range of research extensions includes,

- Radio resource management and Interference management between Donor DU and DU node's in the case of in-band frequencies.
- Dynamic optimization of DU location, Bandwidth, and TDD configuration based on the situational demand.

- RIC-based control enables plug-and-play classical/machine learning algorithms for the research as mentioned above problems in the O-RAN architecture.

REFERENCES

- [1] Ayon Chakraborty et al. 2018. SkyRAN: A Self-Organizing LTE RAN in the Sky. In *Proceedings of the 14th International Conference on Emerging Networking EXperiments and Technologies (CoNEXT '18)*.
- [2] Ludovico Ferranti et al. 2020. SkyCell: A Prototyping Platform for 5G Aerial Base Stations. In *2020 IEEE 21st International Symposium on "A World of Wireless, Mobile and Multimedia Networks" (WoWMoM)*.
- [3] Rajeev Gangula et al. 2018. Flying Robots: First Results on an Autonomous UAV-Based LTE Relay Using Open Airinterface. In *2018 IEEE 19th International Workshop on Signal Processing Advances in Wireless Communications (SPAWC)*.
- [4] Eugenio Moro et al. 2022. IABEST: An Integrated Access and Backhaul 5G Testbed for Large-Scale Experimentation. In *Proceedings of the 28th Annual International Conference on Mobile Computing And Networking (MobiCom '22)*.
- [5] Mohammad Mozaffari et al. 2019. A Tutorial on UAVs for Wireless Networks: Applications, Challenges, and Open Problems. *IEEE Communications Surveys & Tutorials* 21, 3 (2019), 2334–2360.
- [6] Rakesh Mundlamuri et al. 2023. Aerial 5G relay. (2023). <https://www.drone4wireless.com/projects/aerial-5g-relay>
- [7] Michele Polese et al. 2022. Understanding O-RAN: Architecture, Interfaces, Algorithms, Security, and Research Challenges. (2022). arXiv:cs.NI/2202.01032
- [8] Henrik Ronkainen, Jonas Edstam, Anders Ericsson, and Christer Östberg. 2020. Integrated access and backhaul a New Type of Wireless Backhaul in 5G. *Ericsson Technology Review* 2020, 7 (2020), 2–11.