
GROUP ACTIVITY RECOGNITION VIA DYNAMIC COMPOSITION AND INTERACTION

Youliang Zhang
Wuhan University
zyliang2303@163.com

Danni Xu
The National University Of Singapore
dannixu.gracie@foxmail.com

Zhuo Zhou
Wuhan University
305272@whut.edu.cn

School of Computer Science, Wuhan University
wangzwhu@whu.edu.cn

Wenxuan Liu
Wuhan University of Technology
lwxfight@126.com

Zheng Wang
Wuhan University of Technology
wangzwhu@whu.edu.cn

May 10, 2023

ABSTRACT

Previous group activity recognition approaches were limited to reasoning using human relations or finding important subgroups and tended to ignore indispensable group composition and human-object interactions. This absence makes a partial interpretation of the scene and increases the interference of irrelevant actions on the results. Therefore, we propose our DynamicFormer with Dynamic composition Module (DcM) and Dynamic interaction Module (DiM) to model relations and locations of persons and discriminate the contribution of participants, respectively. Our findings on group composition and human-object interaction inspire our core idea. Group composition tells us the location of people and their relations inside the group, while interaction reflects the relation between humans and objects outside the group. We utilize spatial and temporal encoders in DcM to model our dynamic composition and build DiM to explore interaction with a novel GCN, which has a transformer inside to consider the temporal neighbors of human/object. Also, a Multi-level Dynamic Integration is employed to integrate features from different levels. We conduct extensive experiments on two public datasets and show that our method achieves state-of-the-art.

1 Introduction

Group Activity Recognition (GAR) refers to recognizing activity scenes containing multiple people over time, aiming to determine what activities these people are engaged in [1, 2, 3, 4, 5, 6]. Benefiting from the success of explorations about relation inferring and graph struct processing [7, 8, 9, 10, 11, 12], GAR has achieved excellent progress recently. However, as the focus is to distinguish the group category, inferring the connection between the individual and the whole remains a debatable challenge.

Existing methods [13, 14, 5] introduce the sub-group or key person to select the essential part representing the globally trusted representation, which is static in each moment. Nevertheless, a recent study [15] suggests that key participants should have continual movement throughout the process. In other words, it is necessary to concentrate on the **dynamic** motion to understand group activities effectively.

Indeed, we observe that human motion is frequently present and changed in various other forms. As illustrated in Figure 1, we have highlighted the person’s movements along the temporal dimension. Take group 2 (circled in Figure 1) as an example, the spatial distribution changes from dispersion to aggregation and the relationship between humans express diversely at different moments. The two perform flexibly during the whole activity processing, defined as *composition*. Based on the above observation, important clues have emerged that the dynamic composition provides more functional characterization to understand the activity than other static contributions.

This motivates us to construct the Dynamic-composition Module (DcM), which considers the relation information and highlights the dynamic physical distribution of groups. DcM utilizes spatial and temporal encoders in a novel way to

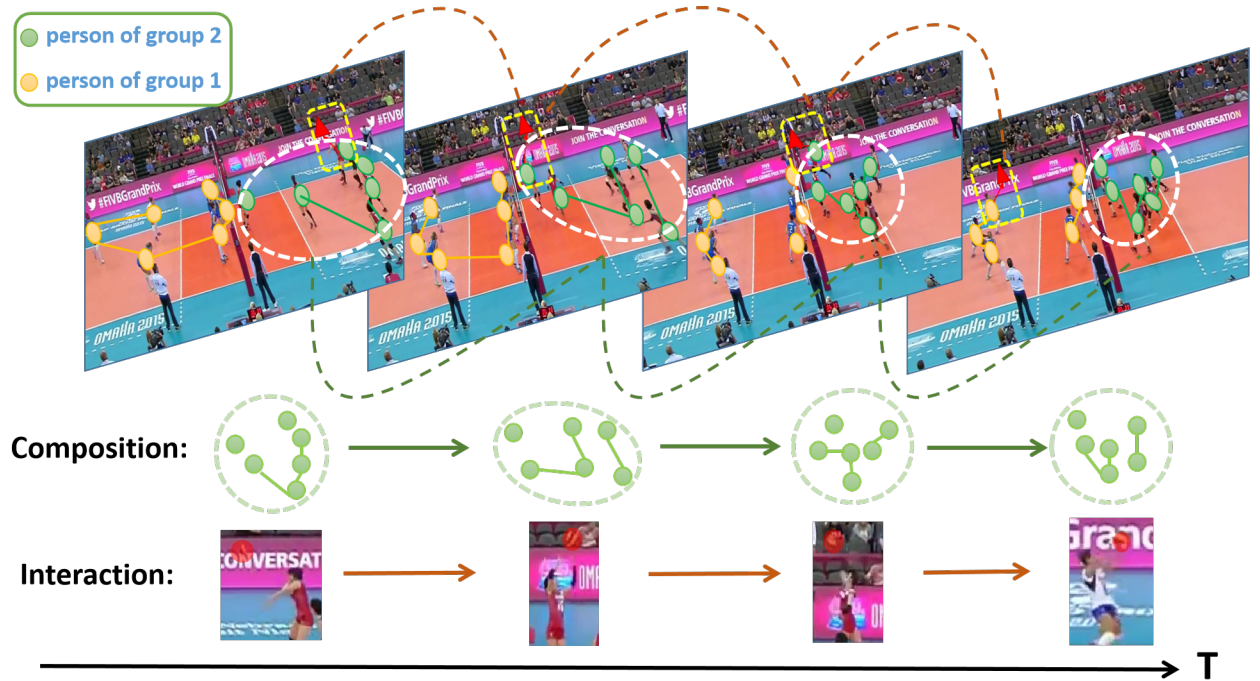


Figure 1: Motivation of our proposed method. The dots represent the location of people and connecting lines indicate human relations. Human-object interaction is marked using yellow boxes. It shows that human-object interaction and group composition change dynamically over time.

capture the group composition and their changes from a global perspective, which is more conducive to our knowledge of the whole scene.

As the composition displays a dynamic status, another phenomenon is concomitantly shown in Figure 1. There are low-association outliers, such as “standing” persons, irrelevant to the current scene. Previous work [16] borrows the temporal context to reason the related scene and points out that the involved person. It lacks spatial analysis and may pose an unreliable prediction. As we can see from the figure, the categories of key participants from left to right are digging→setting→spiking→digging. The key participants revolve around the “volleyball” in this sports scenario, and other persons far away from the object may cause interference.

We need to weed out the distraction using the *interaction* between person and volleyball. Human-object interaction (HOI) can construct the contextual details presented in the video, which motivates us to leverage the HOI information to solve this problem. To this end, we present another critical module, Dynamic-interaction Module (DiM), to capture the vicissitudes of human-object relations. It mainly uses a novel GCN, with a transformer inside, to process human and object features, exploring whether there is an interaction and how strong this interaction is. The DiM restrains the negative information that may be brought about by adding some station positions and including the positive effect of human interaction.

In this paper, we explore and utilize the association between composition and interaction to present a global framework, DynamicFormer, of the overall processing. First, we use DcM to process the human features extracted from keypoint information and generate our dynamic composition features. Also, a DiM is developed by GCN to model human-object interaction, considering the temporal neighbors of a human or object with a transformer. Then, a Dynamic Integration based on the transformer is used to integrate interaction, composition, and other useful information, since composition and interaction features complement each other and provide different perspectives on the scene, and we finally get a comprehensive and enlightening global characterization for GAR.

Our contribution is mainly threefold:

- To explore the group composition changes across the spatio-temporal series and the unequal importance of different persons for group activity recognition. We propose the Dynamic-composition Module (DcM) and Dynamic-interaction Module (DiM). Precisely, the DcM models the dynamic group composition to get

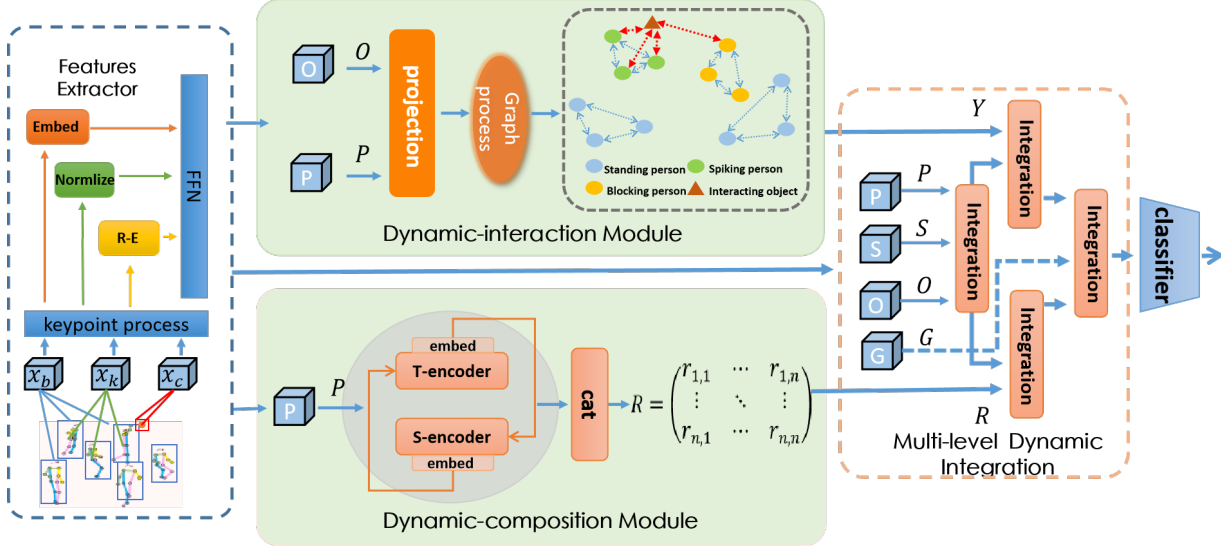


Figure 2: Illustration of our proposed DynamicFormer. It contains four main components: 1) Our model takes human keypoints, bounding boxes and object coordinates as input, and the k, o, p here represent keypoint, object, and person features respectively. 2) a DcM that takes human features as input to explore the relation and distribution information. 3) DiM uses an interaction GCN that takes object features and human features as input to explore the interaction information between humans and objects. 4) a multi-level integration transformer using the information of different levels and generating the final output for classifying.

comprehensive features, and the DiM reduces the negative impact of the unimportant person while highlighting those vital persons.

- We analyze the connection between dynamic group composition and human-object interaction and propose DynamicFormer, which can complement to obtain comprehensive group features.
- To demonstrate the model’s strength, we perform extensive experiments on two widely used public datasets, Volleyball, and Collective datasets, and successfully achieve the performance of the state-of-the-art methods with only keypoint modality information.

2 Related Work

2.1 CNN and GCN for Video Recognition

CNN has achieved successful applications in image recognition, but it cannot be directly applied to video recognition, since it can not model the temporal information, which is vital for understanding videos. To apply CNN to the video domain and extract temporal features, Ji [17] and Tran [3] et al. propose and improve 3D CNN, which provides a good feature representation method and can be easily integrated with other models. After that, Ibrahim et al. [18] proposed an RNN-based model that uses CNN to extract features and RNN to utilize temporal information.

In recent years, Graph Convolutional Networks (GCN) attracts increasing attention, for it’s ability to process structured data [19, 20, 21, 22]. Wu et al. [12] introduced GCN into group activity recognition, which combines CNN and GCN to explore relations between humans, by modeling multi-person scenes as a sparse graph with a temporal sampling strategy. [23] combines graph with RNN and builds a semantic relation graph, representing each relation explicitly. However, these methods emphasize the representation of features and the construction of human relations in a group, lacking the exploration of dynamic group composition, which is really important since human relations and distribution change over time. Our method fully considers the dynamic composition with DcM, modeling not only dynamic human relations but also group distribution changes.

2.2 Transformer

After the emergence of Transformer [24], it quickly became a popular method in many fields of computer vision, for its ability to better capture long-term dependencies compared with RNN. Some studies explore the utilization of

transformer in video action recognition, by collaborating it with graphs [25] and LSTM [26]. In the group activity recognition field, Gavriluyk et al. [27] combine transformer with CNN for group activity recognition. [5] utilizes transformer to build the bridge between the spatial and temporal information and obtained great performance. [6] use a multi-scale transformer to model group activity recognition problem with keypoint modality-only information.

The mentioned methods utilize transformer to explore the temporal information when modeling human relations but ignore the meaningful human-object interaction that helps us to focus on the more important person. Through the collaboration with DcM, DiM explores interaction information and reveals which person is more important in global composition. Also, we use a multi-level transformer as an integration module to fuse composition, interaction, and other useful information.

3 Methods

We propose a novel model, DynamicFormer, to capture the dynamic motion pattern using relation and interaction information for group activity recognition involving multiple granularities, as illustrated in Figure 2.

3.1 Feature Extractor

Our DynamicFormer utilizes only keypoint modality information, which is not only lightweight but also effective. Given a video clip with a T -frames describing a specific group activity with N -persons, let x_b, x_k, x_c denote the human bounding box, human keypoint, and ball coordinate respectively. Our model takes x_b, x_k and x_c as input and obtains a number of representations with different semantic information below. The processing of this information includes simple grouping, normalization, difference, and tokenization. When processing the keypoint information, we calculate its coordinates relative to the center of the character, the absolute speed of the keypoint, the speed of the keypoint relative to the center of the character, the normalized speed and coordinates, etc., and process the object coordinates accordingly. Also, with the use of time and position embedding, we enhance the spatio-temporal representation ability of the extracted features.

Object features are extracted from [28], where the features are provided in the form of object coordinates. We define object features as $\mathbf{O}_t^e \in \mathbb{R}^D$ where \mathbf{O}_t^e denotes the e -th Object at frame t , each of these contains information on relative position, absolute position, relative velocity, absolute velocity, and position embedding. D is the dimension of that information, E denotes the maximum number of objects in a video and T denotes the total number of frames.

Human keypoints are extracted by HRNet from [6] and we define it as $\mathbf{S}_t^{n,k} \in \mathbb{R}^D$, where $\mathbf{S}_t^{n,k}$ denotes the body joint of type k in human n at time t , N and K denote the total number of humans and joint of a human body in a frame, respectively.

Human features are obtained from the human keypoints. we define it as $\mathbf{P}_t^n \in \mathbb{R}^D$, and aggregate the information of K joints of the n^{th} person to get corresponding human features.

Group features are obtained from human features. It represents the features of a subgroup in the scene. We define this feature as $\mathbf{G}_t^m \in \mathbb{R}^D$, where M denotes the total number of subgroups. We aggregate human features from the m^{th} subgroup to get this feature.

Then, we use a fully connected layer to unify multiple feature information into a fixed D dimension:

$$f = w_2(\delta(w_1 f + b_1)) + b_2 \quad (1)$$

where w_1 and w_2 is learnable parameters, b_1 and b_2 are the bias vectors, and δ is the ReLU activation function. f stands for one of the above four features.

3.2 Dynamic-composition Module

The dynamic composition relationship between humans is discovered via spatial-temporal information encoding and mining. This module is mainly based on a tailored transformer, using the multi-head attention mechanism in both temporal and spatial dimensions, and strengthening the temporal and spatial features through embedding.

Before entering the encoder, the time and position are embedded in the input to enhance the spatio-temporal information. Spatial encoder and temporal encoder are used to extract and optimize features separately.

$$\begin{aligned} \mathbf{Dim}_S &: \{\mathbf{P}_1, \mathbf{P}_2, \dots, \mathbf{P}_N\}, \mathbf{P}_n = \{\mathbf{P}_n^1, \mathbf{P}_n^2, \dots, \mathbf{P}_n^T\} \\ \mathbf{Dim}_T &: \{\mathbf{P}^1, \mathbf{P}^2, \dots, \mathbf{P}^T\}, \mathbf{P}^t = \{\mathbf{P}_1^t, \mathbf{P}_2^t, \dots, \mathbf{P}_N^t\} \end{aligned} \quad (2)$$

where the \mathbf{Dim}_S and \mathbf{Dim}_T represent spatial and temporal encoder respectively. N and T are the number of all persons and the number of frames we used in each clip. We design a circle structure to connect the spatial and temporal encoder to enhance the spatio-temporal features, taking the output of the temporal encoder as the input of the spatial encoder. We need to adjust the dimension of the output of the temporal encoder so that the spatial encoder can perform the calculation of the attention mechanism in the spatial dimension. By repeating the processing circle, our final message will be optimized in both the temporal and spatial dimensions.

The temporal encoder is designed to inform human features with temporal dynamical evolution clues and take $\mathbf{P}_n^t \in \mathbb{R}^D$ which corresponds to the human features as input. Then, the spatial dimension of input is transposed as the batch dimension. We utilize a multi-headed attention mechanism to explore the temporal relations and the formula is shown below:

$$\mathbf{X}_n = \mathbf{P}_n + \mathbf{E}_{\text{time}} \quad (3)$$

$$\mathbf{Q}_n = w_q \mathbf{X}_n, \mathbf{K}_n = w_k \mathbf{X}_n, \mathbf{V}_n = w_v \mathbf{X}_n \quad (4)$$

The \mathbf{X}_n here represents the n -th human features of T frames, and \mathbf{E}_{time} denotes the embedding of pure timing information. w_q, w_k, w_v are learnable parameters shaped $D \times D$. $\mathbf{Q}_n, \mathbf{K}_n$ and \mathbf{V}_n donate the query, key and value of the n -th human features of T frames. Then, we use self-attention and softmax to update the values:

$$\mathbf{V}_n = \text{softmax}\left(\frac{\mathbf{Q}_n \mathbf{K}_n^\top}{\sqrt{D}}\right) \mathbf{V}_n + \mathbf{V}_n \quad (5)$$

The \top represents the transpose of a matrix. Finally, a fully connected feed-forward network (FFN) in [24] is used:

$$\mathbf{V}_n = \hat{w}_2 \max(0, \hat{w}_1 x + \hat{b}_1) + \hat{b}_2 \quad (6)$$

where $\hat{w}_1, \hat{w}_2, \hat{b}_1$ and \hat{b}_2 are the parameters after the temporal encoder update.

After that, we change the dimension of the \mathbf{V}_n from $N \times T \times D$ to $T \times N \times D$ as V^t to meet the requirements of the spatial encoder. Similarly, the spatial encoder takes \mathbf{V}^t as input and views temporal dimension as the batch dimension, where t denotes the t -th frame. We then refine it with spatial embedding information, which is represented by E_{pos} in the following formula.

$$\mathbf{V}^t = \mathbf{V}^t + \mathbf{E}_{\text{pos}} \quad (7)$$

where \mathbf{V}^t represents the value of t -th frame including the feature of all N individuals. \mathbf{E}_{pos} denotes the embedding of pure spatial information.

$$\mathbf{Q}^t = \bar{w}^q \mathbf{X}^t, \mathbf{K}^t = \bar{w}^k \mathbf{X}^t, \mathbf{V}^t = \bar{w}^v \mathbf{X}^t \quad (8)$$

where $\mathbf{Q}^t, \mathbf{K}^t$ and \mathbf{V}^t are the query, key and value of the t -th frame features of all N individuals. $\bar{w}_q, \bar{w}_k, \bar{w}_v$ are learnable parameters after the spatial encoder update.

$$\mathbf{V}^t = \text{softmax}\left(\frac{\mathbf{Q}^t \mathbf{K}^{t\top}}{\sqrt{D}}\right) \mathbf{V}^t + \mathbf{V}^t \quad (9)$$

Spatial encoder will process the temporal informed human features in the view of spatial position, which aims to explore the relation of all participants and the overall activity at a single frame. Since the temporal encoder uses human features of one person in T frames and makes it more clarity and reliability, spatial encoder can utilize these refined features and get a more effective output representing human relations, making it not only aware of spatial neighbors but also the temporal dynamic features itself.

A reorganization of spatially and temporally refined features is designed to reflect the representation of human relationships. Ultimately, a matrix is used to represent the final relation information, where each element of the matrix is stitched together with the features of the two persons corresponding to its rows and columns.

$$\mathbf{R} = \begin{bmatrix} r_{1,1} & r_{1,2} & \cdots & r_{1,j} \\ r_{2,1} & r_{2,2} & \cdots & r_{2,j} \\ \vdots & \vdots & \ddots & \vdots \\ r_{i,1} & r_{i,2} & \cdots & r_{i,j} \end{bmatrix}, r_{i,j} = [V_i V_j] \quad (10)$$

Before the stitching operation starts, we change the dimension of the \mathbf{V}_n from $T \times N \times D$ to $N \times T \times D$. The \mathbf{V}_i and \mathbf{V}_j mean the i -th and j -th person, r denotes the final relation information. The matrix \mathbf{R} reflects the human relations between every two persons. Because coordinate information is included in all features and spatial location information is also injected several times during the optimization process, we have reason to believe that this matrix contains rich group distribution information, which forms the composition together with human relations.

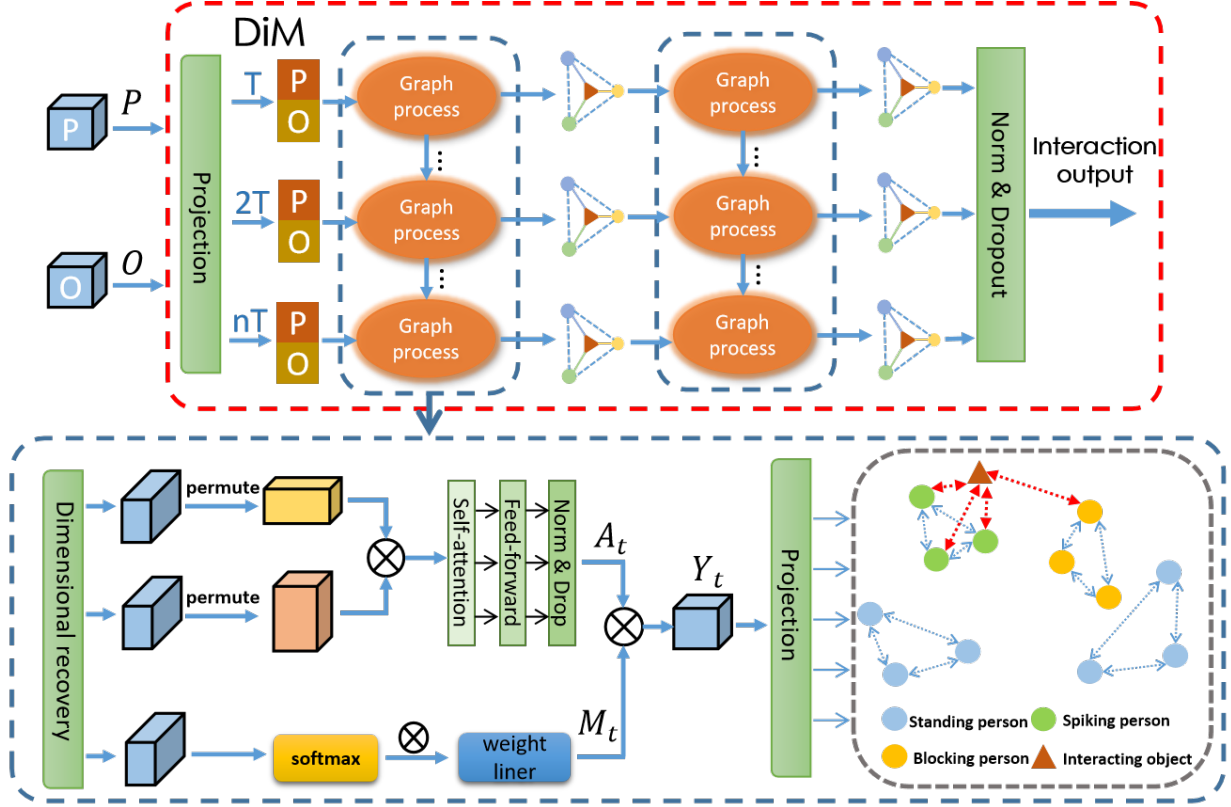


Figure 3: Our Dynamic-interaction Module (DiM) utilizes GCN and transformer to generate interaction information.

3.3 Dynamic-interaction Module

While extracting the relation information, another scene information is also worth our attention. This information is associated with both people and objects and is clearly important in group activity recognition, which we define as interaction. Since the number of people and objects in the real environment is often uncertain, and the interaction information is closer to a graph structure than a two-dimensional data structure, we use graph neural networks to model the interaction and the network structure is shown in Figure 3.

A novel graph that involves both human features and object features is designed to explore the interaction in an activity, using \mathbf{m}_j^t to denote a graph node with geometric features from either a human \mathbf{P}_n^t or an object \mathbf{O}_n^t at frame t .

We utilize an adaptive adjacency matrix to represent the similarity of node features in our GCN, the similarity adjacency matrix \mathbf{A}_t is obtained from the dot product of the input and the swapped input, which represents if and how strong a connection exists between two nodes in the same frame t . The value of this matrix is calculated by the following formula:

$$\mathbf{A} = \{\mathbf{A}_1, \mathbf{A}_2, \dots, \mathbf{A}_T\} \quad (11)$$

$$\mathbf{a}_t(i, j) = \text{Dropout}(m_i^\top) \text{Norm}(m_j) \quad (11)$$

where **Dropout** and **Norm** are linear combinations of the dropout function and the normalization function. $\mathbf{a}_t(i, j)$ is value of the i -th row and j -th column of matrix \mathbf{A}_t and \mathbf{A} means the similarity adjacency matrix of total T frames. The value m_i means the features of a human or object at frame t .

After that, the **SoftMax** activation function is applied on each row of \mathbf{A}_t to ensure the integration of all edge weights of a node equal to 1. To ensure the consistency of the matrix parameters at time T and to take into account the timing information, we use a transformer to process all matrices at time T and normalize them again with SoftMax. The final output can be obtained by the following:

$$\mathbf{A} = \text{SoftMax}(\text{Encoder}(\mathbf{A})) \quad (12)$$

$$\mathbf{Y}_t = \mathbf{A}_t \mathbf{M}_t \quad (13)$$

where \mathbf{Y}_t denotes the output of our GCN of frame t . **Encoder** is standard encoder layer based on [24].

3.4 Multi-level Dynamic Integration

In the above approach, we get 6 different levels of information that describe the whole scene from local to global, from concrete to abstract, and from different perspectives. A Multi-Level Integration Transformer is proposed to integrate and make full use of that information. The low-level information complements and improves the high-level information, and the different information is exchanged through the Transformer, and finally, better global information is obtained under a comprehensive consideration.

However, the representation of object features \mathbf{O}_n^t , human keypoints $\mathbf{S}_n^{t,k}$, human features \mathbf{P}_n^t and group features \mathbf{G}_m^t still lack temporal relationship. Therefore, we use a multi-layer perception to recombine and divide the features internally so that this information becomes a kind of feature representation within a time period.

$$\begin{aligned}\bar{\mathbf{O}}_n &= \text{proj}(\mathbf{O}_n^1, \mathbf{O}_n^2, \dots, \mathbf{O}_n^T), \\ \bar{\mathbf{S}}_n^k &= \text{proj}(\mathbf{S}_n^{1,k}, \mathbf{S}_n^{2,k}, \dots, \mathbf{S}_n^{T,k}), \\ \bar{\mathbf{P}}_n &= \text{proj}(\mathbf{P}_n^1, \mathbf{P}_n^2, \dots, \mathbf{P}_n^T), \\ \bar{\mathbf{G}}_m &= \text{proj}(\mathbf{G}_m^1, \mathbf{G}_m^2, \dots, \mathbf{G}_m^T)\end{aligned}\tag{14}$$

We use four different layers of Transformer in the network for processing and optimization of multiple features. In order to carry out the transfer of information between different levels and to supplement the high-level information, we use Projection to transform the low-level information into higher-level information and fuse it with the high-level information to achieve the update of the high-level information. The projection here denotes a Feed Forward Network (FFN) used for converting one kind of information into another. The network structure diagram of our Multi-Level Integrate Transformer and the detailed description of each feature is shown in Figure 2.

4 Experimental Results and Analysis

4.1 Dataset

Volleyball dataset. The Volleyball dataset [8] consists of multiple volleyball clips with a length of 41 frames. The middle frame of each clip contains bounding box coordinates, individual action labels, and group activity labels. Individual action labels contain 9 actions: setting, digging, falling, jumping, blocking, moving, spiking, waiting, and standing. Group activity labels contain 8 activities, namely right set, right pass, right spike, right winpoint, left set, left pass, left spike, and left winpoint. This dataset contains 55 volleyball videos with 4,830 labeled frames (3493/1337 for training/testing). We employ the metrics of group activity accuracy and individual action accuracy, following previous work [5, 27]

Collective Activity Dataset. The Collective Activity dataset [29] consists of 44 videos. The middle frame of every 10 frames contains the bounding box coordinate annotations and individuals' action labels. Group activity labels contain waiting, talking, queuing, crossing, and walking. We use 32 videos for training and 12 videos for testing, following previous works [30, 31]. We use group activity accuracy as our evaluation metrics.

4.2 Implementation details

The human keypoints information we obtain can be described as $\mathbf{F}_t^{n,k} \in \mathbb{R}^{\bar{D}}$. $\bar{D} = 11$, which contains absolute and relative coordinates, absolute and relative velocities, normalized coordinates, and keypoint types in 2 dimensions. The last dimension of all features we mentioned above has D values, which equals 256. We select $T = 10$ frames in the clips for training and testing on both datasets, which contain 5 frames before the middle frames and 4 after the middle frames. The number of spatial and temporal encoder layers in our DcM is set as 3. The dimension of the FFN layer in all Transformer encoders is set as 1024, and the non-linear activation function is ReLU. The dropout rate of the Transformer encoder at each scale is set as 0.3.

We obtain human keypoints following [27] and the person bounding box data is provided by [33]. The keypoints we use have 17 different types, and the person number of the Volleyball dataset is 12 while the Collective Activity is 13. When using the Volleyball dataset, the object's keypoints are from [27]. To reduce the problem caused by noisy estimated keypoints, we use the temporal Object Keypoint Similarity (OKS) proposed in [34].

Model	keypoint	RGB	flow	VD	VD indiv.	CAD
AT [27]		✓	✓	93.0	–	92.8
GIRN [28]	✓	✓	✓	94.0	–	95.2
Gavrilyuket al. [27]	✓		✓	94.4	85.9	91.2
GroupFormer [5]	✓	✓	✓	95.7	85.6	96.3
HDTM [18]		✓		81.9	–	91.5
CERN [11]		✓		83.3	69.1	87.2
HRN [8]		✓		89.5	–	–
SSU [9]		✓		90.6	81.8	–
stagNet [31]		✓		89.3	–	89.1
ARG [12]		✓		92.5	83.0	91.0
HiGCIN [32]		✓		91.5	–	93.4
DIN [30]		✓		93.6	–	–
CRM [7]		✓		93.0	–	–
COMPOSER [6]	✓			93.7†	–	94.1†
Ours	✓			95.3	85.4	94.4

Table 1: Comparison with state of the art on the Volleyball dataset (VD) and Collective dataset in terms of Activity Acc.%. Keypoint, RGB, and flow(optical flow) are three widely used information modalities and a check in the table means that they are used in the corresponding model. VD indiv represents the accuracy metrics of individual action predictions. † indicates that the data here are from our replication results.

In the training process, for both datasets, we adopt adam to learn the network parameters with a learning rate of 0.001. We set the weight decay to 0.001 and use a batch size of 384. The network is implemented by PyTorch on two NVIDIA Tesla P100 with a GPU of 12GB memory and trained for 60 epochs.

4.3 Comparison with the State-of-the-Art

In this subsection, We compare DynamicFormer with the state-of-the-art methods, since the two main datasets that are currently widely recognized in the group activity recognition field are the collective dataset and the volleyball dataset.

Volleyball dataset. The results of our comparison with other SOTA methods are listed in Table 1. Our method surpasses many previous methods, especially those which use RGB-only and keypoints-only information. And we achieve the performance of state-of-the-art though most of them use additional information like optical flow. For the RGB-only methods, compared to the optimal methods CRM and DIN, DynamicFormer makes full use of group composition and object-human interaction information, allowing for accuracy improvements of 2.3% and 1.7% respectively.

For the multi-modal approach, it is worth noting that our approach outperforms AT, GIRN, and COMPOSER by approximately 2.3%, 1.3%, and 0.7% in terms of accuracy of group activity identification, despite the increased information and computational complexity of these approaches. It’s because our model captures and exploits the relation information among humans and interaction information between humans and objects. Although there is a slight difference (0.4%) in our approach compared to GroupFormer, our method considers interaction to discern the importance of humans simply and a more comprehensive group composition information to understand the scene. The main reason for the difference is that GroupFormer utilizes additional optical flow information and divide individuals into multiple clusters, which further improved performance. We do not use optical flow information because optical flow contains rich motion information, but does not help us to investigate the interactions.

We also provide the accuracy of each class in our results in Figure 4 (a), our model performs well in all categories. For r-winpoint and l-winpoint, the member of the defensive side does not successfully stop the ball, making the ball-human interaction during this period relatively weak and easier to discern. For r-set and r-spike, most failures can be a result of highly similar actions of key persons and human composition in some clips, but our collaborating interaction and composition information helps to identify some subtle differences in human composition and key actions. Also, our method outperforms or equals composer in almost all categories, which further demonstrates the superiority of our method.

Collective dataset. This dataset has no object and we can not use the human-object interaction information in this dataset evaluation. We change the interaction GCN block to generate supplementary information to our composition information. The results of our model compared with other SOTA methods are listed in Table 1, which shows that in addition to the interaction block, our composition block and multi-level information aggregation methods also perform well for group activity recognition.

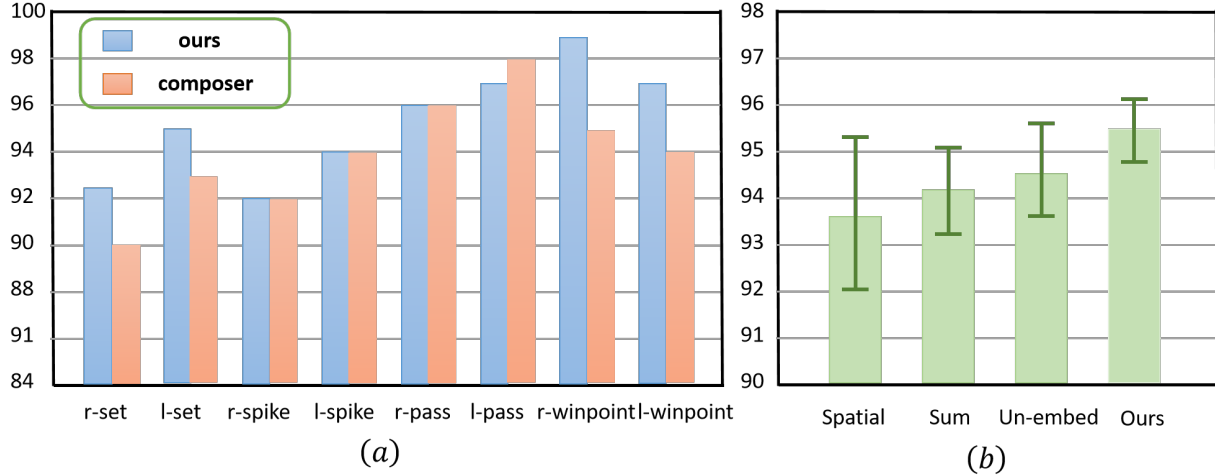


Figure 4: (a) shows the comparison of the recognition accuracy of composer [6] and ours on different classes. (b) shows the group recognition accuracy and stability achieved using different composition modules.

(a)		(b)		(c)	
Manner	Group Activity	Manner	Group Activity	Manner	Group Activity
Baseline	93.1	None-ball	92.7	Linear	94.3
Baseline w/ Spatial	93.6	None-trans	93.6	Parallel	94.0
Baseline w/ Sum	94.2	Erase	91.9	Ours	95.3
Baseline w/ Un-embed	94.4	Ours	95.3		
Ours	95.3				

Table 2: (a), (b) represent different composition and interaction features extractors respectively. (c) shows the results of different integrated orders.

Although the analysis of this dataset does not use human-object interaction information, our method still achieves the best results compared to RGB-Only. For the multi-modal method AT, without human-object interaction information, our method still achieves 1.6% improvement since we consider the comprehensive composition, including human relations and group distribution in a global view. Compared to GIRN, we can achieve a significant improvement on the Volleyball dataset but have a slight accuracy difference without human-object interaction information, which validates that discovering human-object interaction information can significantly improve group activity recognition.

4.4 Ablation Studies

In this subsection, we perform detailed ablation studies on the Volleyball dataset to explore the contribution and role of each part of our model using group activity recognition accuracy as the evaluation metric.

Variations of Composition. We begin our experiments by studying the effects of the different ways to combine spatial-temporal information, which is also able to verify the advance of our dynamic composition module design. As shown in Table 2 (a), we use four variants of our DcM for replacement and compare their results. The settings are (1) Baseline: We replace spatial and temporal encoder with an FC layer after the time and position embedding. (2) Spatial manner: This variant uses only a spatial composition with embedding. (3) Sum manner: This variant involves both spatial and temporal encoders but simply fuses them with direct sum operation after two decoder layers, instead of using a circle design. (4) Un-embed manner: This variant uses the same spatial-temporal transformer without time and position embedding.

As shown in Table 2 (a), using spatial information (Spatial manner) achieves 0.5% improvement in Baseline, which shows that static human features and group spatial distribution have some but not a significant contribution to the GAR task. Simply fusing temporal information considering dynamic composition along time (Sum manner) improves 0.6% than spatial-only. It indicates that encoding both spatial and temporal information introduces dynamic composition information and performs 1.1% better than baseline. The Un-embed improves by 0.2% over a simple fusion of temporal information (Sum manner), which shows that the iterative information fusion of spatial and temporal relationship might

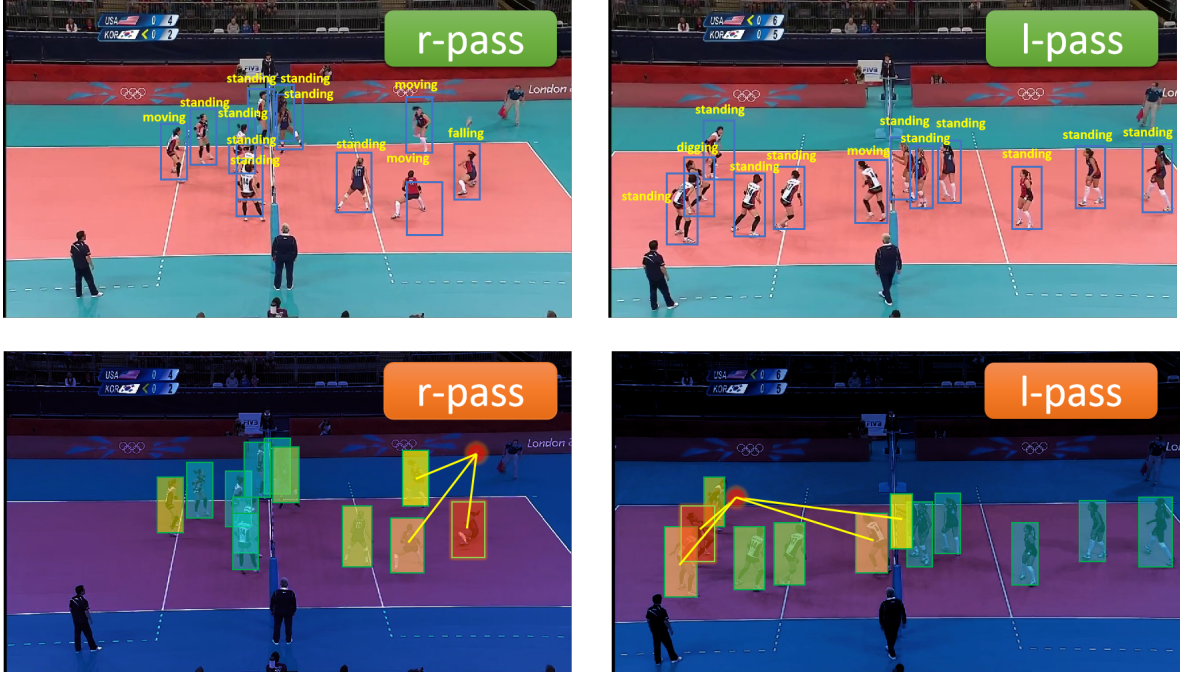


Figure 5: Visualization of the effect of our DiM. The first row contains the bounding box and the groundtruth labels of person actions and group activity.

be helpful for the model to perceive dynamic group composition. Our DcM gained 0.9% improvement over Un-embed, indicating that embedding time and positions to original human features improve the model’s perception of dynamic group spatial relationships and human actions.

To sum up, our DcM can improve the performance of the spatial-only method from 93.6% to 95.3%, achieving a 1.1% improvement over simply summing the results of the spatial-temporal transformer and 0.9% improvement over Un-embed. It shows the valuable role of each part of the composition module. As shown in Figure 4(b), our DcM exhibits not only higher recognition accuracy, but also stronger stability in the recognition of different classes, which further illustrates that our approach can be useful for capturing dynamic composition features.

Variations of Interaction. To verify the effectiveness of the DiM, we present some different settings to replace our GCN network. (1) None-ball manner: This manner slightly alters our Interaction GCN’s network structure to ignore the enlightening ball information. (2) None-trans manner: It omits the transformer used internally in our Interaction GCN. (3) Erase manner: The erase manner erases the GCN used in our DiM.

All the settings of those variants are the same and the results are listed in Table 2 (b). The 3.4% increase achieved by our full method compared to the Erase method is strong evidence of the critical role of human-object interaction information in group activity recognition. For None-trans, the loss of 1.7% compared to the full method proves that our transformer inside the GCN can actually inject temporal information into our features and improve its representation. Compared to the full method, the accuracy of the None-ball manner is reduced by 2.6%, because the None-ball manner can be seen as degenerating into the modeling of human relation information, which complements our relation transformer in a sense but ignore the more critical interaction information.

Integration Efficiency. Since our Dynamic Ordered Integration takes different levels of features as input, we present several settings to analyze impacts on the final result in Table 2 (c). (1) Linear manner: This method considers interaction, relation, and group as different levels of information, and uses the transformer in this order to aggregate and fuse the information layer by layer. (2) Parallel manner: This method considers the three types of features as the same level of information and fuse them directly.

As shown in Table 2 (c), Linear and Parallel structures have achieved significant results. However, those structures ignore multi-level information interaction. Combining these two structures allows for an efficient ordering combination of multi-level information. We suspect that the reason for this may be twofold: (1) The main role of our multi-level transformer structure is to transform and summarize the various information previously obtained, so despite the change in structure, its main feature information is not lost. (2) The aggregation structure corresponding to the hierarchy of

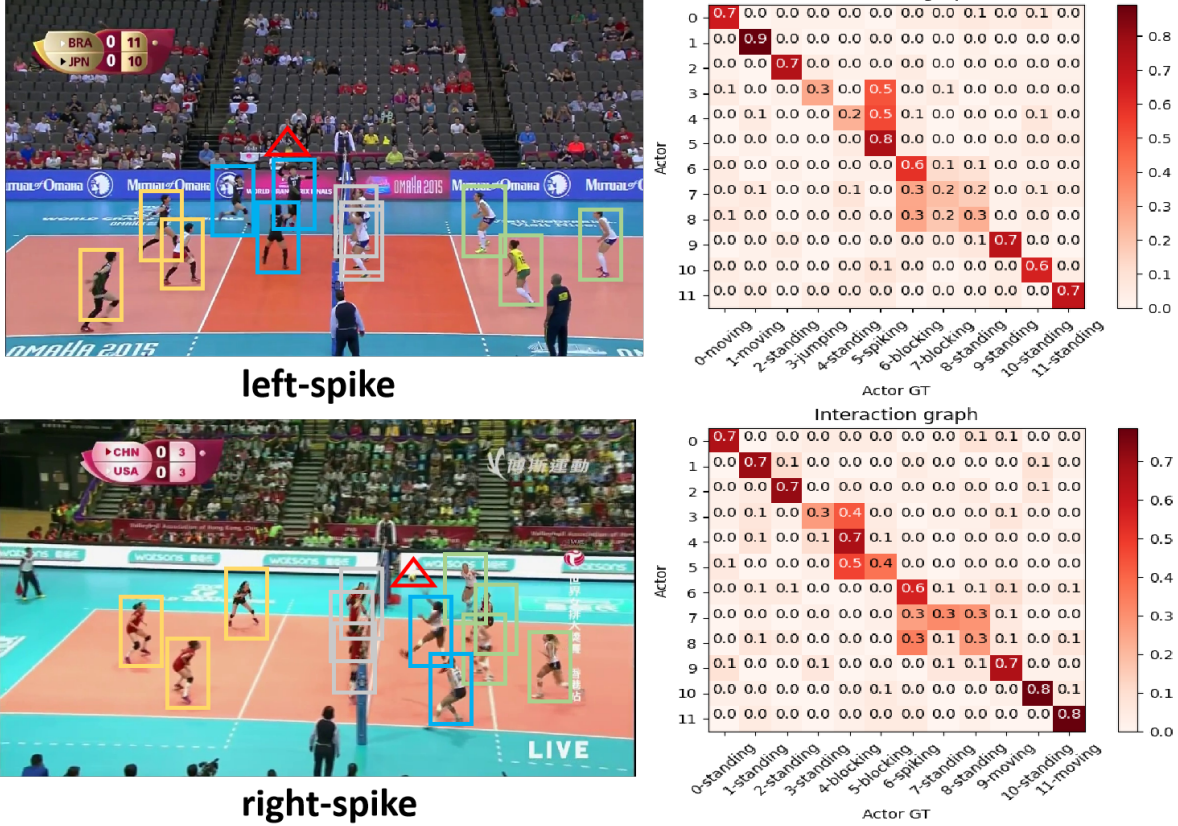


Figure 6: Visualization of learned composition and interactions. Boxes of the same color indicate a strong relationship between those people. The matrix on the right shows the classification of individuals with ground-truth individual labels. The person who has the max column sum of the matrix is the most important person and was marked with a red triangle.

information itself can maximize the meaning and merit of information and produce a better representation of the whole scene, which will improve our final group activity accuracy.

4.5 Visualization

Figure 5 illustrates the importance of introducing the interaction. The second row reflects our DiM ability to identify the more important one. The different color shows different degree of importance. Also, the yellow lines represent who interacts more closely with the key object.

Figure 6 represents the role of our composition and interaction. Since composition constructs human relations, and interaction emphasizes the important part, the person who has a close relation to the key person may be assimilated, making this information more visible in the global scene, which further promotes group activity recognition.

5 Conclusion

This paper has presented an efficient and comprehensive approach for inferring group activity in a complex multi-person scene, which is mainly based on the transformer and takes the keypoint-only modality as input. We first use a novel transformer called DiM to exploit the group composition in spatial and temporal dimensions simultaneously. Moreover, we utilize a DcM to model human-object interaction and explore its special and indispensable role in activity reasoning. We evaluate our proposed model on two benchmarks and establish new state-of-the-art results.

References

- [1] Zhiwei Deng, Arash Vahdat, Hexiang Hu, and Greg Mori. Structure inference machines: Recurrent neural networks for analyzing relations in group activity recognition. In *Proceedings of the IEEE conference on computer vision and pattern recognition*, pages 4772–4781, 2016.
- [2] Limin Wang, Wei Li, Wen Li, and Luc Van Gool. Appearance-and-relation networks for video classification. In *Proceedings of the IEEE conference on computer vision and pattern recognition*, pages 1430–1439, 2018.
- [3] Du Tran, Lubomir Bourdev, Rob Fergus, Lorenzo Torresani, and Manohar Paluri. Learning spatiotemporal features with 3d convolutional networks. In *Proceedings of the IEEE international conference on computer vision*, pages 4489–4497, 2015.
- [4] Karen Simonyan and Andrew Zisserman. Two-stream convolutional networks for action recognition in videos. *Advances in neural information processing systems*, 27, 2014.
- [5] Shuaicheng Li, Qianggang Cao, Lingbo Liu, Kunlin Yang, Shinan Liu, Jun Hou, and Shuai Yi. Groupformer: Group activity recognition with clustered spatial-temporal transformer. In *Proceedings of the IEEE/CVF International Conference on Computer Vision*, pages 13668–13677, 2021.
- [6] Honglu Zhou, Asim Kadav, Aviv Shamsian, Shijie Geng, Farley Lai, Long Zhao, Ting Liu, Mubbasir Kapadia, and Hans Peter Graf. Composer: Compositional reasoning of group activity in videos with keypoint-only modality. *Proceedings of the 17th European Conference on Computer Vision (ECCV 2022)*, 2022.
- [7] Sina Mokhtarzadeh Azar, Mina Ghadimi Atigh, Ahmad Nickabadi, and Alexandre Alahi. Convolutional relational machine for group activity recognition. In *Proceedings of the IEEE/CVF Conference on Computer Vision and Pattern Recognition*, pages 7892–7901, 2019.
- [8] Mostafa S Ibrahim and Greg Mori. Hierarchical relational networks for group activity recognition and retrieval. In *Proceedings of the European conference on computer vision (ECCV)*, pages 721–736, 2018.
- [9] Timur Bagautdinov, Alexandre Alahi, François Fleuret, Pascal Fua, and Silvio Savarese. Social scene understanding: End-to-end multi-person action localization and collective activity recognition. In *Proceedings of the IEEE conference on computer vision and pattern recognition*, pages 4315–4324, 2017.
- [10] Xin Li and Mooi Choo Chuah. Sbgar: Semantics based group activity recognition. In *Proceedings of the IEEE international conference on computer vision*, pages 2876–2885, 2017.
- [11] Tianmin Shu, Sinisa Todorovic, and Song-Chun Zhu. Cern: confidence-energy recurrent network for group activity recognition. In *Proceedings of the IEEE conference on computer vision and pattern recognition*, pages 5523–5531, 2017.
- [12] Jianchao Wu, Limin Wang, Li Wang, Jie Guo, and Gangshan Wu. Learning actor relation graphs for group activity recognition. In *Proceedings of the IEEE/CVF Conference on computer vision and pattern recognition*, pages 9964–9974, 2019.
- [13] Mahsa Ehsanpour, Alireza Abedin, Fatemeh Saleh, Javen Shi, Ian Reid, and Hamid Rezaatofighi. Joint learning of social groups, individuals action and sub-group activities in videos. In *Computer Vision–ECCV 2020: 16th European Conference, Glasgow, UK, August 23–28, 2020, Proceedings, Part IX 16*, pages 177–195. Springer, 2020.
- [14] Chihiro Nakatani, Kohei Sendo, and Norimichi Ukita. Group activity recognition using joint learning of individual action recognition and people grouping. In *2021 17th International Conference on Machine Vision and Applications (MVA)*, pages 1–5. IEEE, 2021.
- [15] Rui Yan, Xiangbo Shu, Chengcheng Yuan, Qi Tian, and Jinhui Tang. Position-aware participation-contributed temporal dynamic model for group activity recognition. *IEEE Trans. Neural Networks Learn. Syst.*, 33(12):7574–7588, 2022.
- [16] Zhiwei Deng, Arash Vahdat, Hexiang Hu, and Greg Mori. Structure inference machines: Recurrent neural networks for analyzing relations in group activity recognition. In *2016 IEEE Conference on Computer Vision and Pattern Recognition, CVPR 2016, Las Vegas, NV, USA, June 27-30, 2016*, pages 4772–4781, 2016.
- [17] Shuiwang Ji, Wei Xu, Ming Yang, and Kai Yu. 3d convolutional neural networks for human action recognition. *IEEE transactions on pattern analysis and machine intelligence*, 35(1):221–231, 2012.
- [18] Mostafa S Ibrahim, Srikanth Muralidharan, Zhiwei Deng, Arash Vahdat, and Greg Mori. A hierarchical deep temporal model for group activity recognition. In *Proceedings of the IEEE conference on computer vision and pattern recognition*, pages 1971–1980, 2016.

- [19] Thomas N Kipf and Max Welling. Semi-supervised classification with graph convolutional networks. *arXiv preprint arXiv:1609.02907*, 2016.
- [20] Thomas Kipf, Ethan Fetaya, Kuan-Chieh Wang, Max Welling, and Richard Zemel. Neural relational inference for interacting systems. In *International conference on machine learning*, pages 2688–2697. PMLR, 2018.
- [21] Zonghan Wu, Shirui Pan, Fengwen Chen, Guodong Long, Chengqi Zhang, and S Yu Philip. A comprehensive survey on graph neural networks. *IEEE transactions on neural networks and learning systems*, 32(1):4–24, 2020.
- [22] Keyulu Xu, Weihua Hu, Jure Leskovec, and Stefanie Jegelka. How powerful are graph neural networks? *arXiv preprint arXiv:1810.00826*, 2018.
- [23] Guyue Hu, Bo Cui, Yuan He, and Shan Yu. Progressive relation learning for group activity recognition. In *Proceedings of the IEEE/CVF Conference on Computer Vision and Pattern Recognition*, pages 980–989, 2020.
- [24] Ashish Vaswani, Noam Shazeer, Niki Parmar, Jakob Uszkoreit, Llion Jones, Aidan N Gomez, Łukasz Kaiser, and Illia Polosukhin. Attention is all you need. *Advances in neural information processing systems*, 30, 2017.
- [25] Xiaolong Wang and Abhinav Gupta. Videos as space-time region graphs. In *Proceedings of the European conference on computer vision (ECCV)*, pages 399–417, 2018.
- [26] Zhenyang Li, Kirill Gavrilyuk, Efstratios Gavves, Mihir Jain, and Cees GM Snoek. Videolstm convolves, attends and flows for action recognition. *Computer Vision and Image Understanding*, 166:41–50, 2018.
- [27] Kirill Gavrilyuk, Ryan Sanford, Mehrrsan Javan, and Cees GM Snoek. Actor-transformers for group activity recognition. In *Proceedings of the IEEE/CVF Conference on Computer Vision and Pattern Recognition*, pages 839–848, 2020.
- [28] Mauricio Perez, Jun Liu, and Alex C Kot. Skeleton-based relational reasoning for group activity analysis. *Pattern Recognition*, 122:108360, 2022.
- [29] Wongun Choi, Khuram Shahid, and Silvio Savarese. What are they doing?: Collective activity classification using spatio-temporal relationship among people. In *2009 IEEE 12th international conference on computer vision workshops, ICCV Workshops*, pages 1282–1289. IEEE, 2009.
- [30] Hangjie Yuan, Dong Ni, and Mang Wang. Spatio-temporal dynamic inference network for group activity recognition. In *Proceedings of the IEEE/CVF International Conference on Computer Vision*, pages 7476–7485, 2021.
- [31] Mengshi Qi, Jie Qin, Annan Li, Yunhong Wang, Jiebo Luo, and Luc Van Gool. stagnet: An attentive semantic rnn for group activity recognition. In *Proceedings of the European Conference on Computer Vision (ECCV)*, pages 101–117, 2018.
- [32] Rui Yan, Lingxi Xie, Jinhui Tang, Xiangbo Shu, and Qi Tian. Hiccin: Hierarchical graph-based cross inference network for group activity recognition. *IEEE transactions on pattern analysis and machine intelligence*, 2020.
- [33] Kohei Sendo and Norimichi Ukita. Heatmapping of people involved in group activities. In *2019 16th International Conference on Machine Vision Applications (MVA)*, pages 1–6. IEEE, 2019.
- [34] Michael Snower, Asim Kadav, Farley Lai, and Hans Peter Graf. 15 keypoints is all you need. In *Proceedings of the IEEE/CVF Conference on Computer Vision and Pattern Recognition*, pages 6738–6748, 2020.